FCC Appendix RF Test Data

FCC ID	**:**	**2BPBG-ARY001**
Company:	**:**	**The Data Driven Company**
EUT	**:**	**ARY INERACTIVE**
Model Number	**:**	**ARY001**
Report No.	**:**	**CTA25051201103**
Reviewed By	**:**	**Eric Wang**

Appendix A: DTS Bandwidth

Test Result

TestMode	Antenna	Frequency[MHz]	DTS BW [MHz]	FL[MHz]	FH[MHz]	Limit[MHz]	Verdict
11B	Ant1	2412	9.560	2407.480	2417.040	0.5	PASS
		2437	9.600	2432.480	2442.080	0.5	PASS
		2462	9.080	2457.960	2467.040	0.5	PASS
11G	Ant1	2412	15.960	2403.840	2419.800	0.5	PASS
		2437	15.720	2429.440	2445.160	0.5	PASS
		2462	15.720	2453.840	2469.560	0.5	PASS
11N20SISO	Ant1	2412	16.120	2403.680	2419.800	0.5	PASS
		2437	15.800	2429.440	2445.240	0.5	PASS
		2462	16.040	2453.520	2469.560	0.5	PASS

Test Graphs

11B_Ant1_2412

11B_Ant1_2437

11B_Ant1_2462

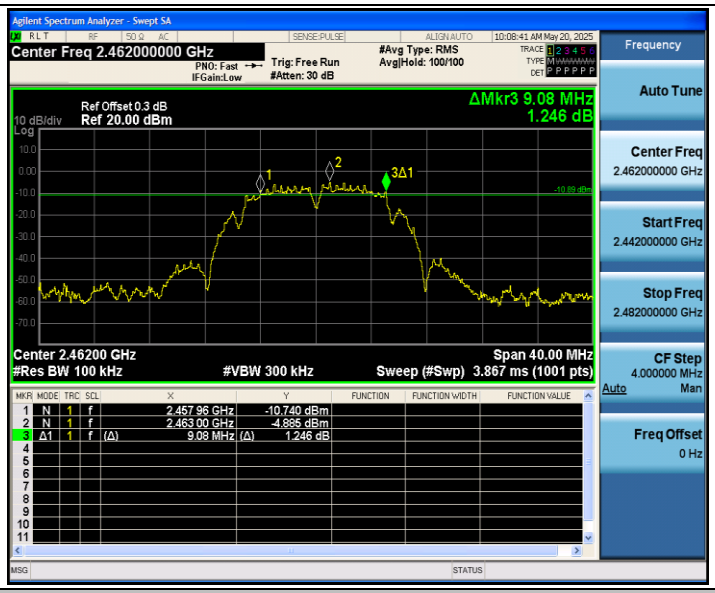

11G_Ant1_2412

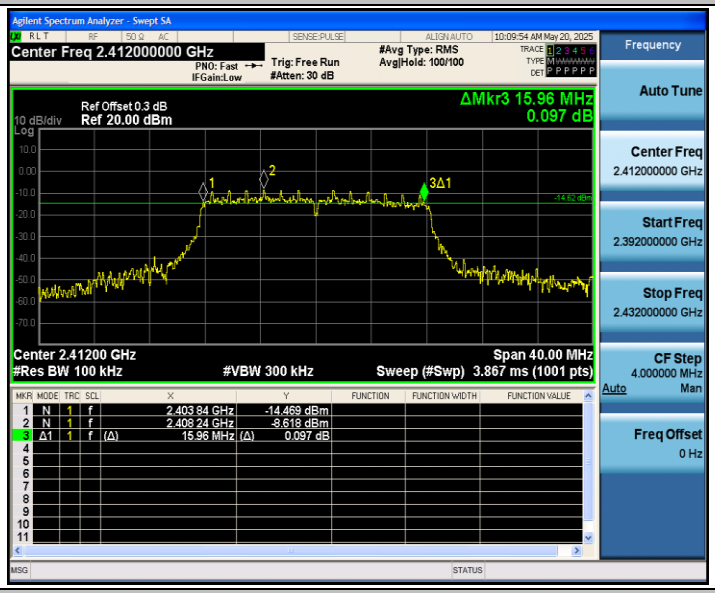

11G_Ant1_2437

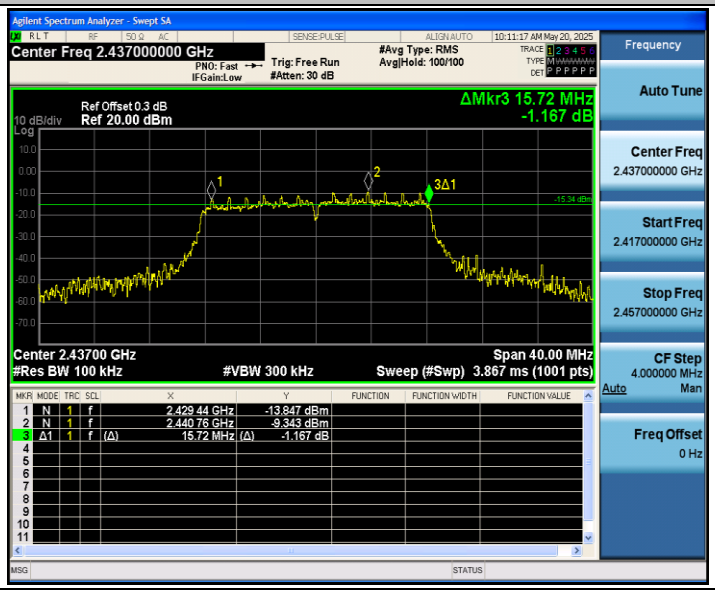

11G_Ant1_2462

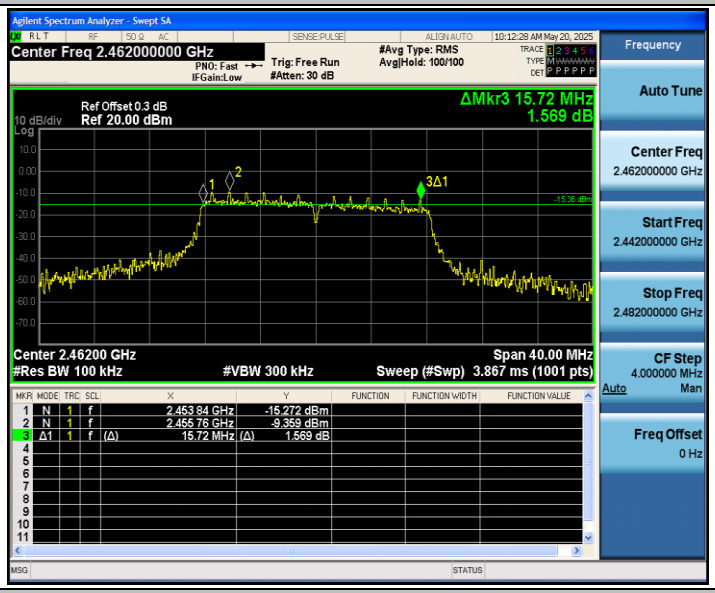

11N20SISO_Ant1_2412

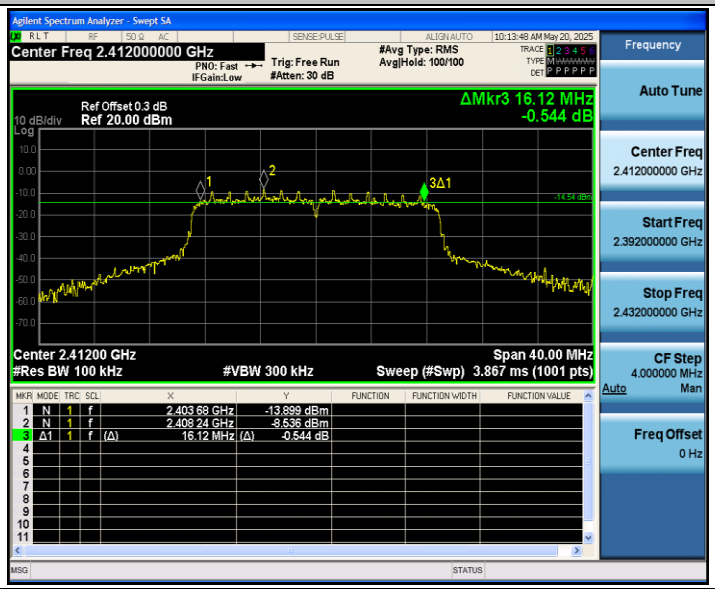

11N20SISO_Ant1_2437

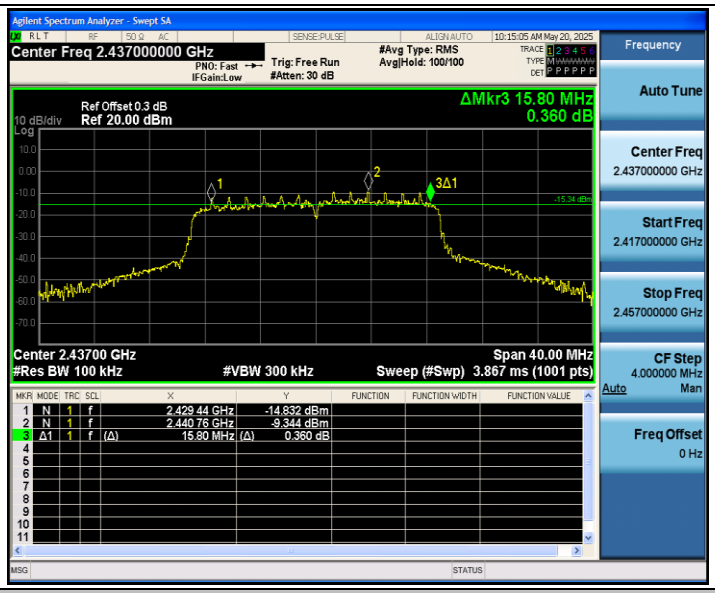

11N20SISO_Ant1_2462

Appendix B: Occupied Channel Bandwidth

Test Result

TestMode	Antenna	Channel Frequency[MHz]	OCB [MHz]	FL[MHz]	FH[MHz]	Limit[MHz]	Verdict
11B	Ant1	2412	11.980	2406.1853	2418.1653	---	---
		2437	11.855	2431.2403	2443.0953	---	---
		2462	12.001	2456.1353	2468.1363	---	---
11G	Ant1	2412	16.567	2403.7053	2420.2723	---	---
		2437	16.597	2428.8119	2445.4089	---	---
		2462	16.744	2453.5145	2470.2585	---	---
11N20SISO	Ant1	2412	17.583	2403.2011	2420.7841	---	---
		2437	17.585	2428.3164	2445.9014	---	---
		2462	17.842	2452.9121	2470.7541	---	---

Test Graphs

11B_Ant1_2412

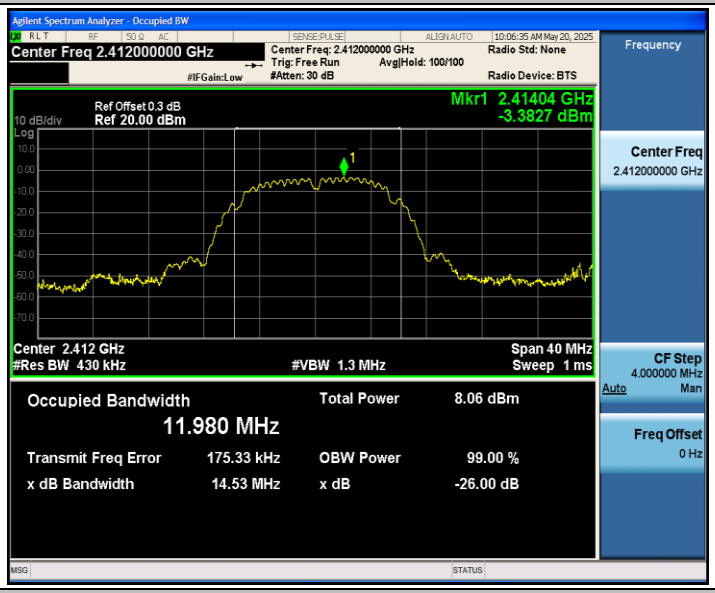

11B_Ant1_2437

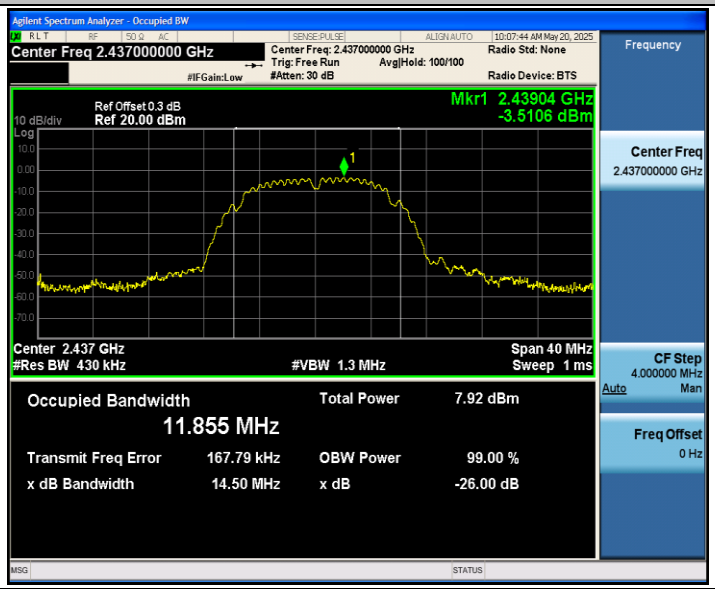

11B_Ant1_2462

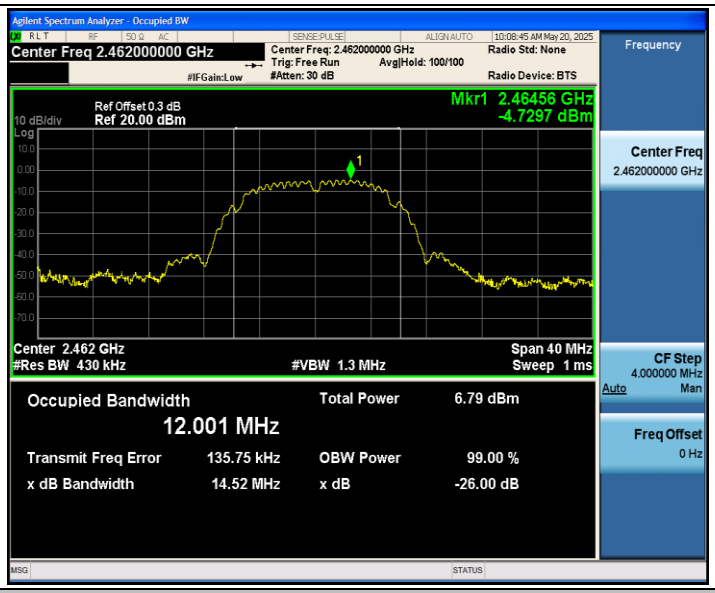

11G_Ant1_2412

11G_Ant1_2437

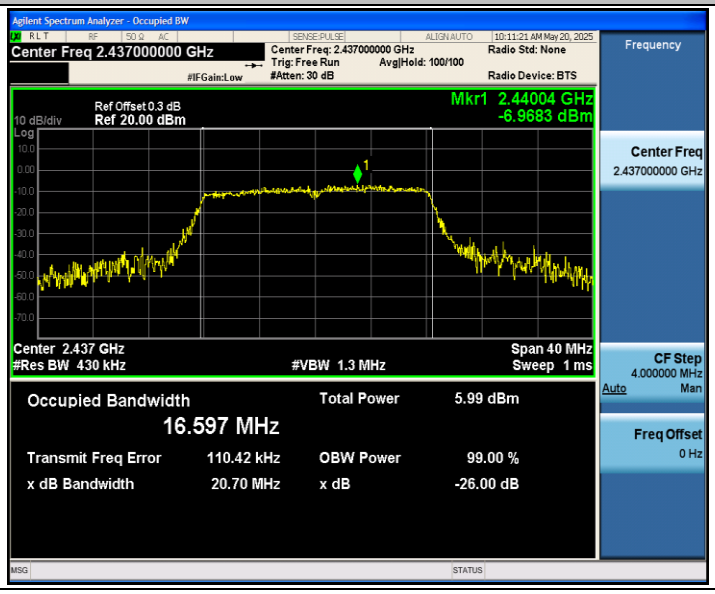

11G_Ant1_2462

11N20SISO_Ant1_2412

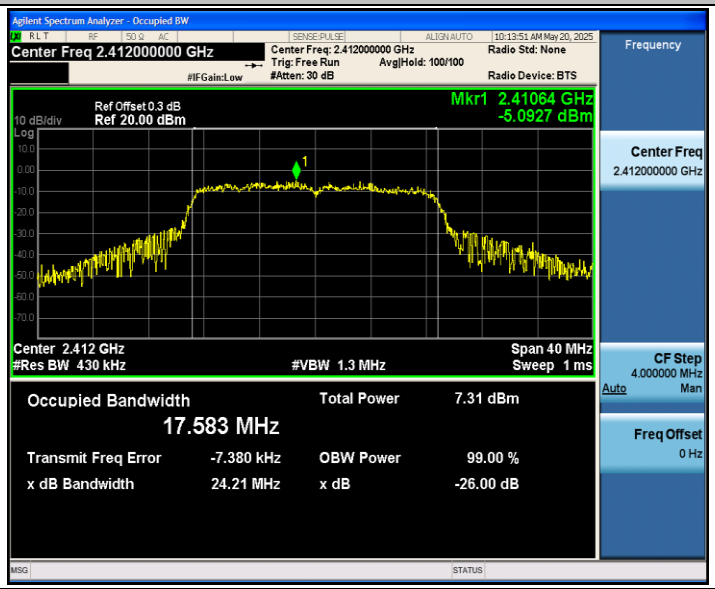

11N20SISO_Ant1_2437

11N20SISO_Ant1_2462

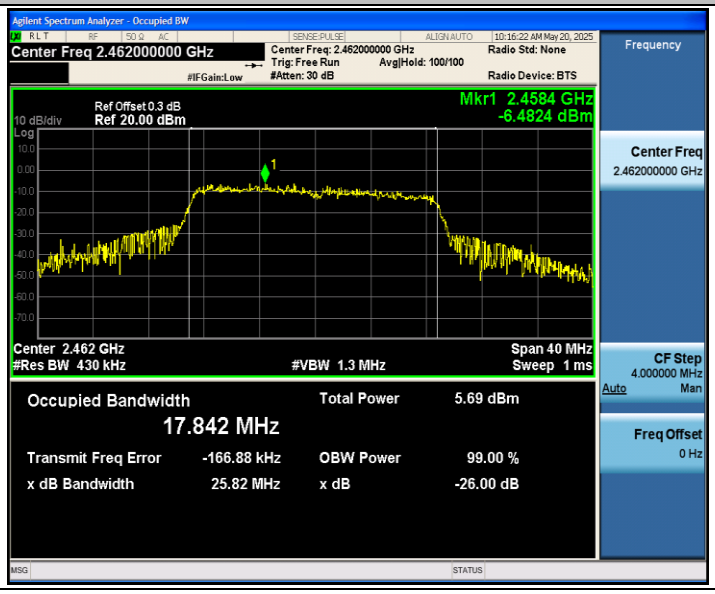

Appendix C: Maximum conducted output power

Test Result Peak

Test Mode	Antenna	Frequency[MHz]	Peak power [dBm]	Limit [dBm]	Verdict
11B	Ant1	2412	7.94	≤30.00	PASS
		2437	7.86	≤30.00	PASS
		2462	6.57	≤30.00	PASS
11G	Ant1	2412	7.95	≤30.00	PASS
		2437	6.77	≤30.00	PASS
		2462	6.41	≤30.00	PASS
11N20SISO	Ant1	2412	7.90	≤30.00	PASS
		2437	6.49	≤30.00	PASS
		2462	6.30	≤30.00	PASS

Appendix D: Maximum power spectral density

Test Result

TestMode	Antenna	Frequency[MHz]	Result[dBm/3-100kHz]	Limit[dBm/3kHz]	Verdict
11B	Ant1	2412	-17.67	≤8.00	PASS
		2437	-18.25	≤8.00	PASS
		2462	-18.56	≤8.00	PASS
11G	Ant1	2412	-23.50	≤8.00	PASS
		2437	-25.68	≤8.00	PASS
		2462	-25.59	≤8.00	PASS
11N20SISO	Ant1	2412	-24.58	≤8.00	PASS
		2437	-25.28	≤8.00	PASS
		2462	-25.74	≤8.00	PASS

Test Graphs

11B_Ant1_2412

11B_Ant1_2437

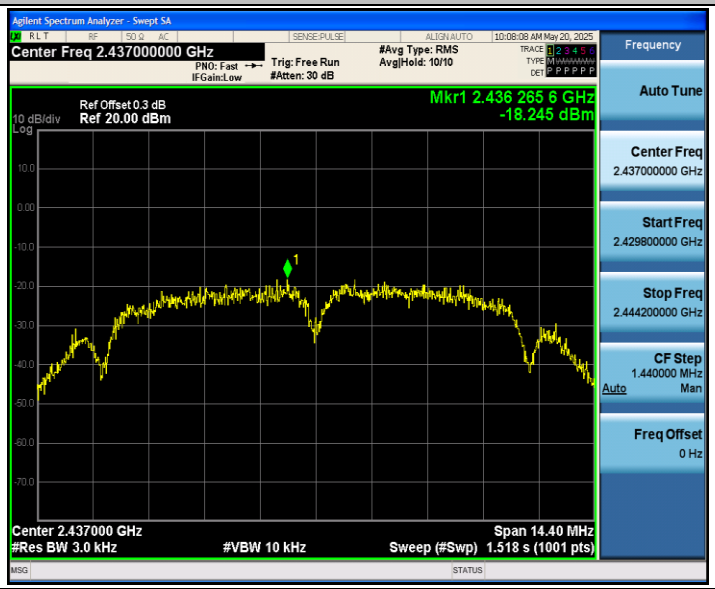

11B_Ant1_2462

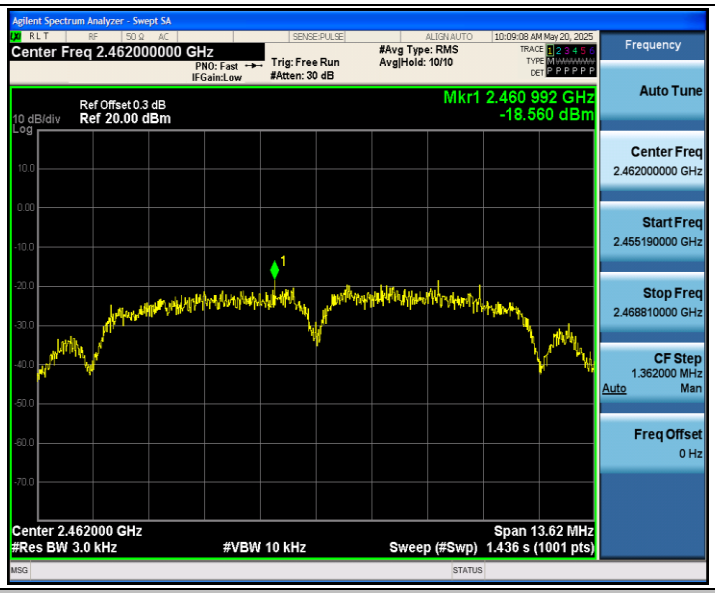

11G_Ant1_2412

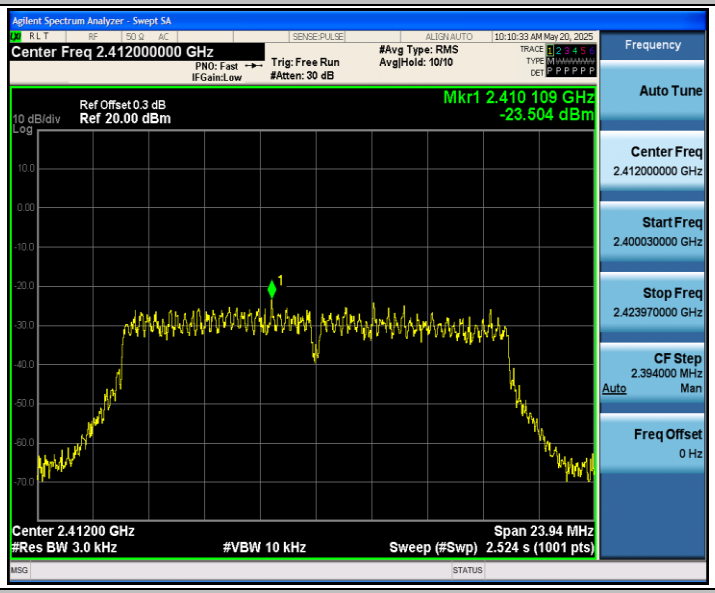

11G_Ant1_2437

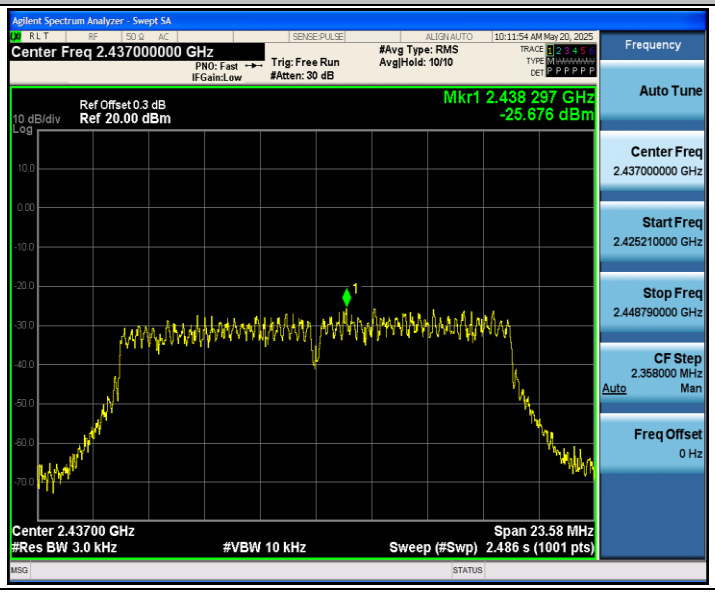

11G_Ant1_2462

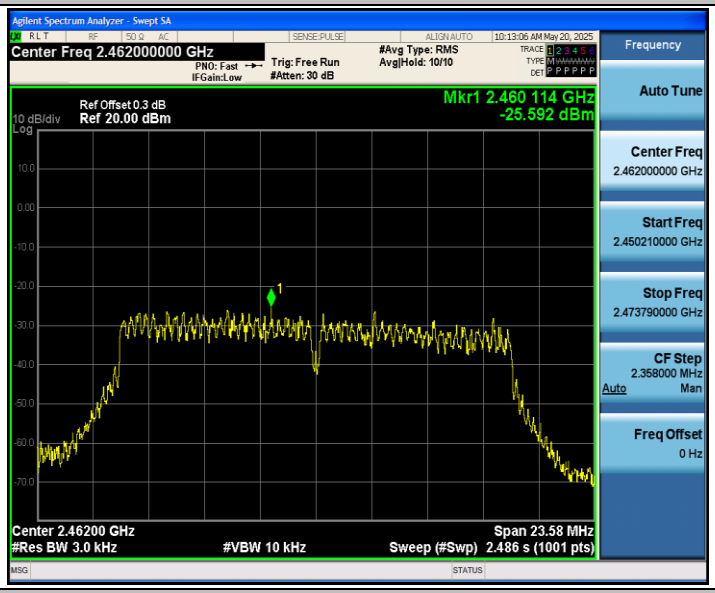

11N20SISO_Ant1_2412

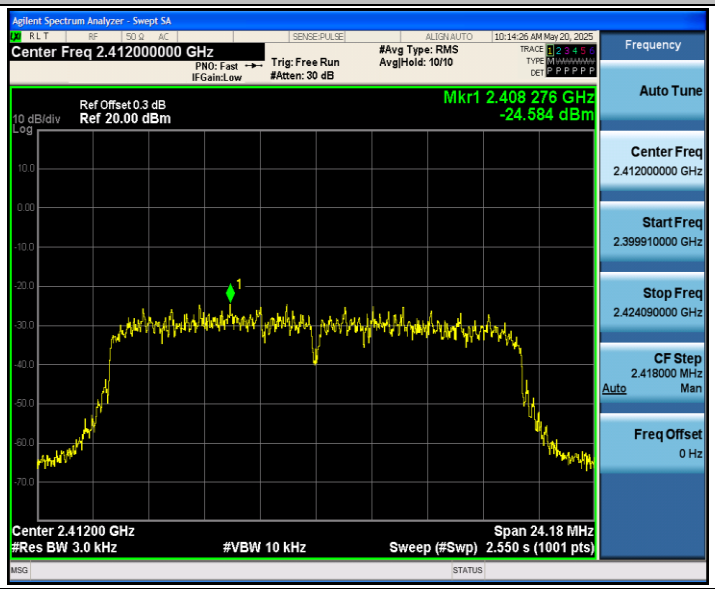

11N20SISO_Ant1_2437

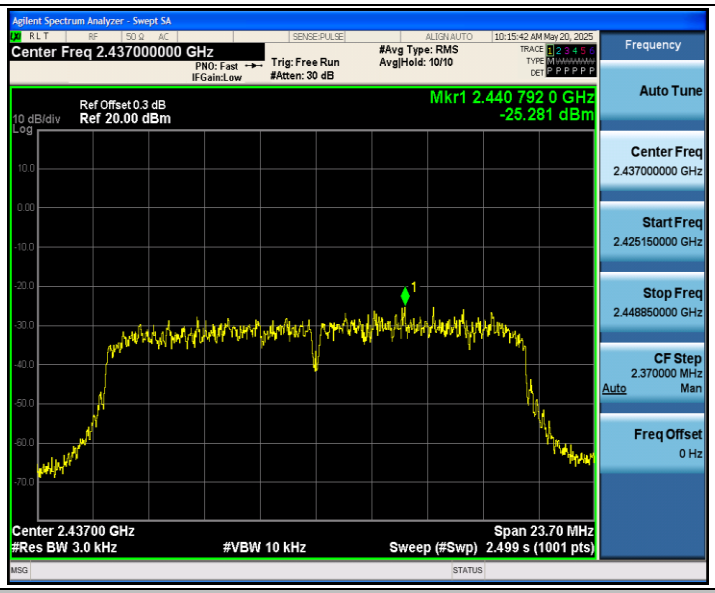

11N20SISO_Ant1_2462

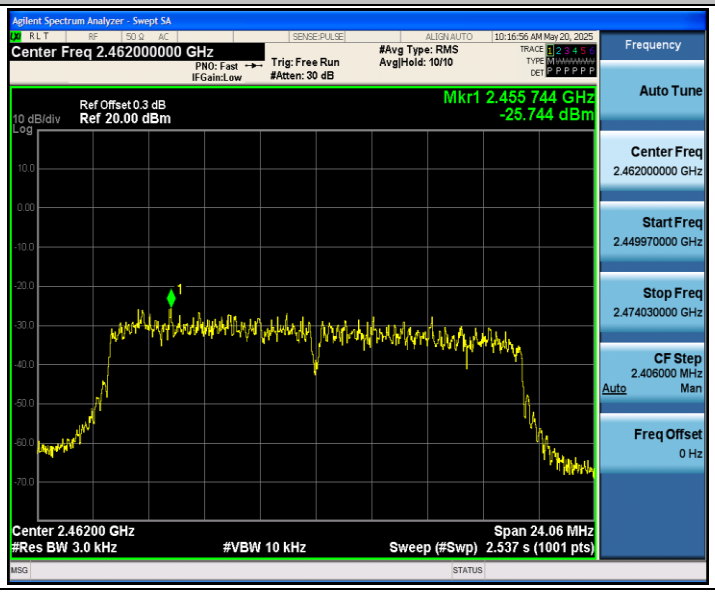

Appendix E: Band edge measurements

Test Result

TestMode	Antenna	ChName	Frequency[MHz]	RefLevel[dBm]	Result[dBm]	Limit[dBm]	Verdict
11B	Ant1	Low	2412	-4.01	-53.45	≤-24.01	PASS
		High	2462	-6.03	-54.17	≤-26.03	PASS
11G	Ant1	Low	2412	-8.57	-43.66	≤-28.57	PASS
		High	2462	-9.14	-51.84	≤-29.14	PASS
11N20SISO	Ant1	Low	2412	-8.81	-42.54	≤-28.81	PASS
		High	2462	-9.14	-54.43	≤-29.14	PASS

Test Graphs

11B_Ant1_Low_2412

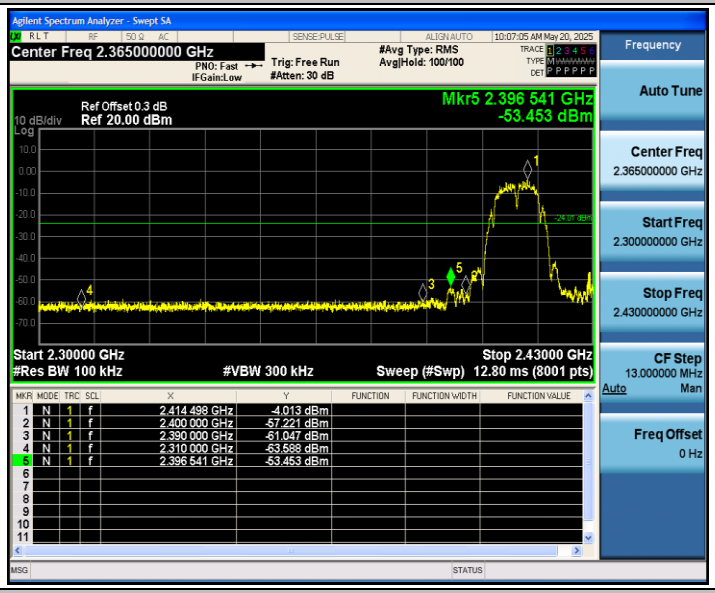

11B_Ant1_High_2462

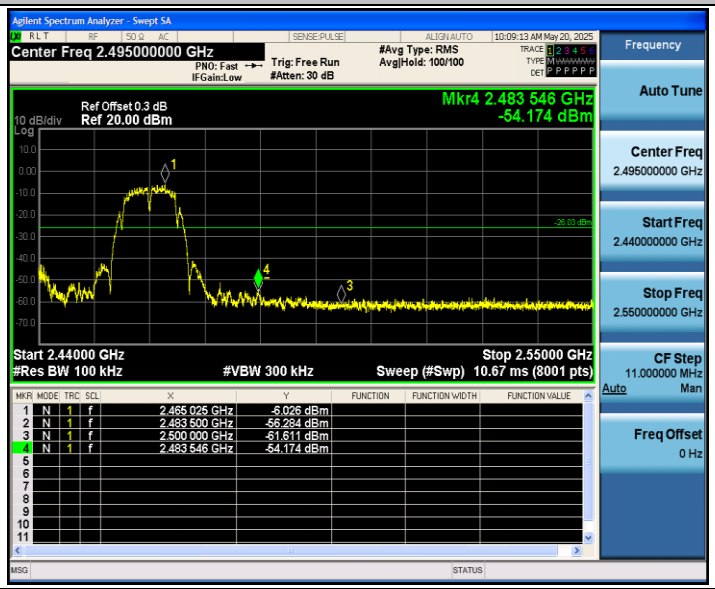

11G_Ant1_Low_2412

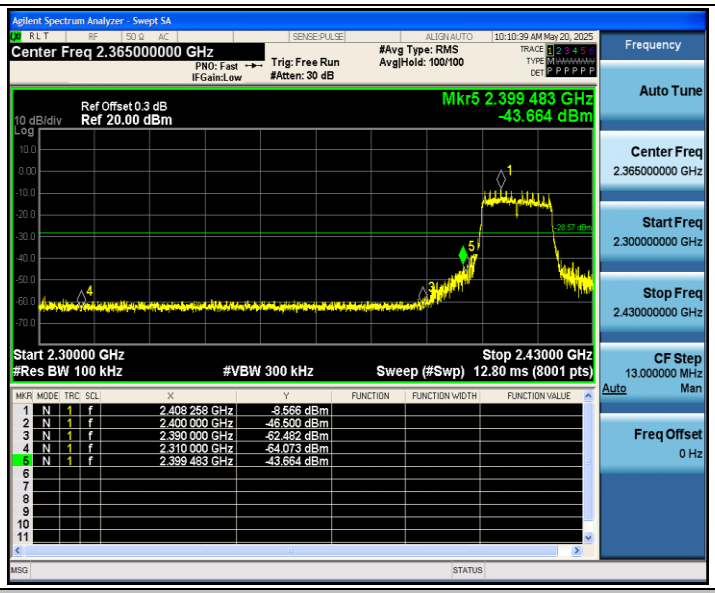

11G_Ant1_High_2462

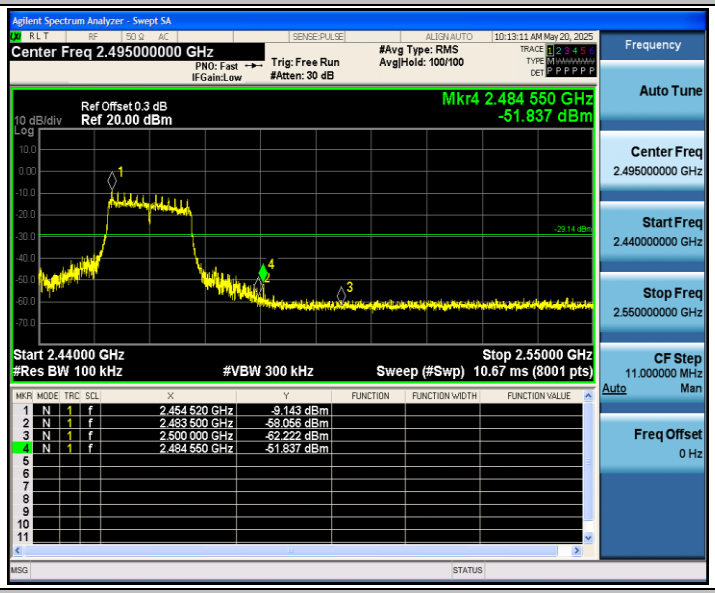

11N20SISO_Ant1_Low_2412

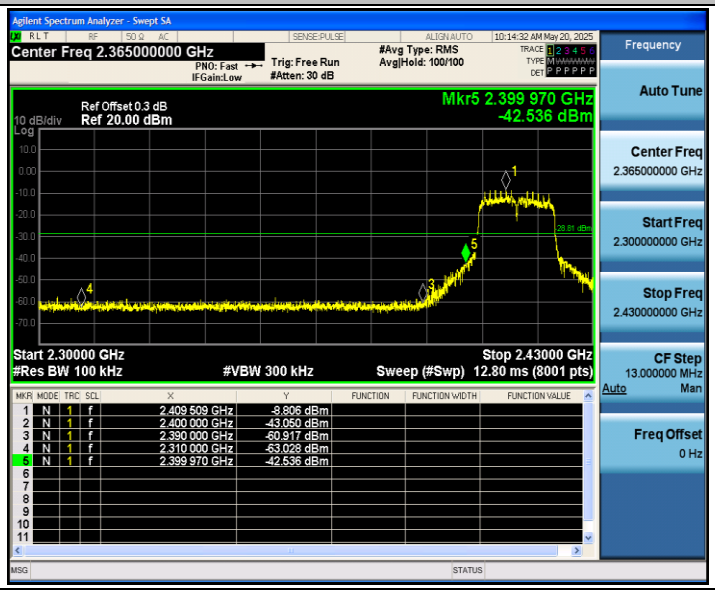

11N20SISO_Ant1_High_2462
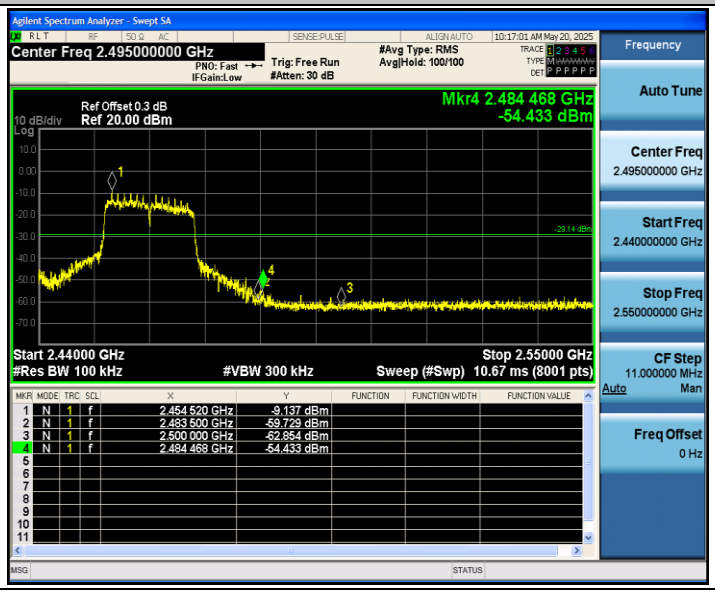

Appendix F: Conducted Spurious Emission

Test Result

TestMode	Antenna	Frequency[MHz]	FreqRange [Mhz]	RefLevel [dBm]	Result [dBm]	Limit [dBm]	Verdict
11B	Ant1	2412	Reference	-3.41	-3.41	---	PASS
			30~1000	-3.41	-67.97	≤-23.41	PASS
			1000~26500	-3.41	-48.25	≤-23.41	PASS
		2437	Reference	-3.24	-3.24	---	PASS
			30~1000	-3.24	-68.23	≤-23.24	PASS
			1000~26500	-3.24	-46.26	≤-23.24	PASS
		2462	Reference	-4.69	-4.69	---	PASS
			30~1000	-4.69	-67.96	≤-24.69	PASS
			1000~26500	-4.69	-41.52	≤-24.69	PASS
11G	Ant1	2412	Reference	-6.45	-6.45	---	PASS
			30~1000	-6.45	-67.47	≤-26.45	PASS
			1000~26500	-6.45	-47.69	≤-26.45	PASS
		2437	Reference	-7.20	-7.20	---	PASS
			30~1000	-7.20	-68.01	≤-27.2	PASS
			1000~26500	-7.20	-50.63	≤-27.2	PASS
		2462	Reference	-7.13	-7.13	---	PASS
			30~1000	-7.13	-67.3	≤-27.13	PASS
			1000~26500	-7.13	-46.97	≤-27.13	PASS
11N20SISO	Ant1	2412	Reference	-6.78	-6.78	---	PASS
			30~1000	-6.78	-68.02	≤-26.78	PASS
			1000~26500	-6.78	-49.15	≤-26.78	PASS
		2437	Reference	-7.67	-7.67	---	PASS
			30~1000	-7.67	-67.17	≤-27.67	PASS
			1000~26500	-7.67	-47.77	≤-27.67	PASS
		2462	Reference	-7.38	-7.38	---	PASS
			30~1000	-7.38	-66.89	≤-27.38	PASS
			1000~26500	-7.38	-43.26	≤-27.38	PASS

Test Graphs

11B_Ant1_2412_0~Reference

11B_Ant1_2412_30~1000

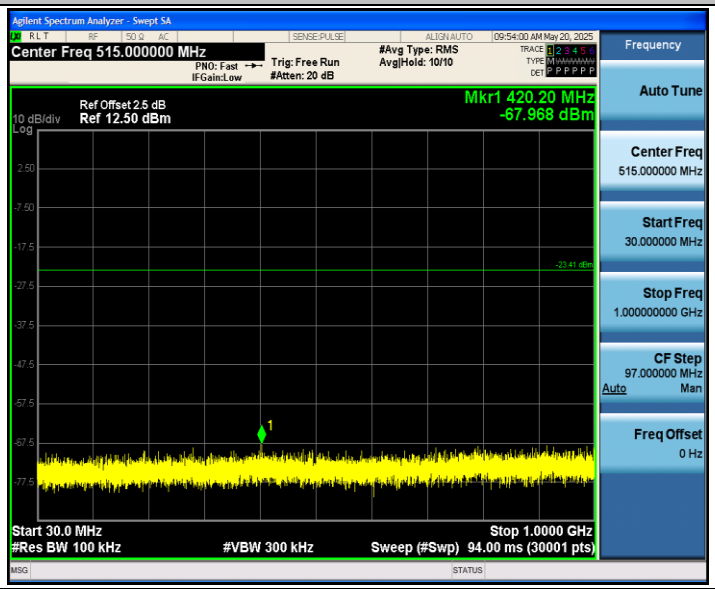

11B_Ant1_2412_1000~26500

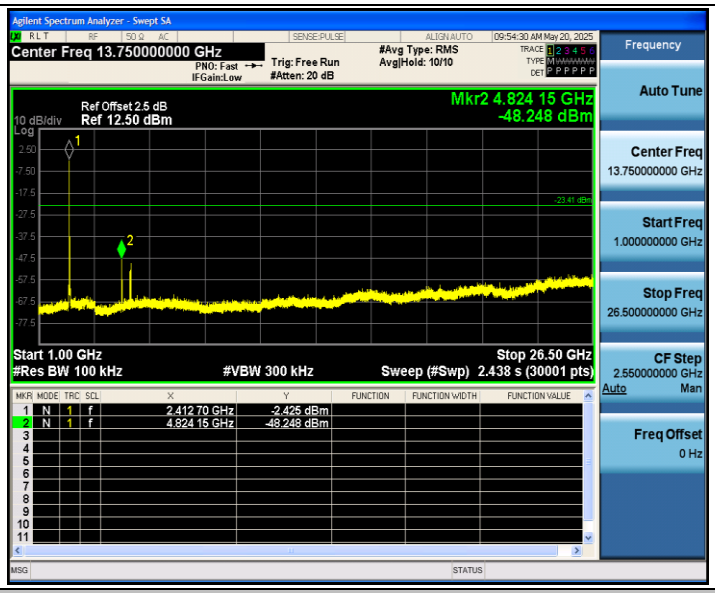

11B_Ant1_2437_0~Reference

11B_Ant1_2437_30~1000

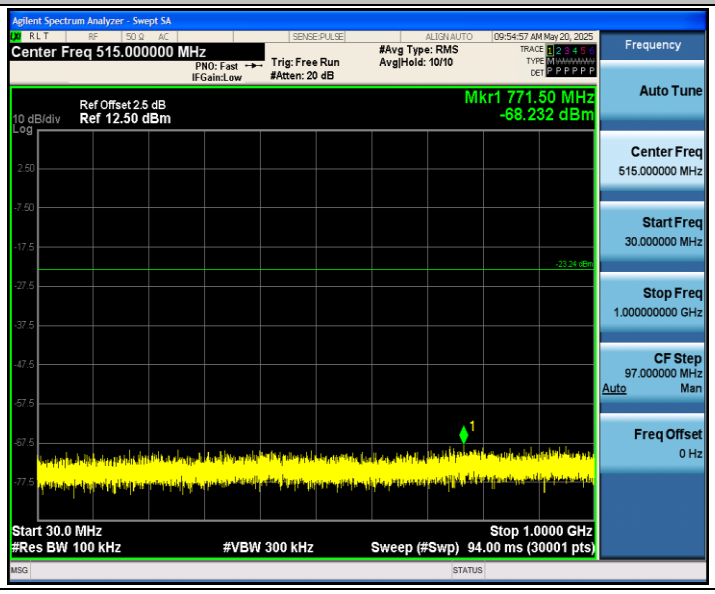

11B_Ant1_2437_1000~26500

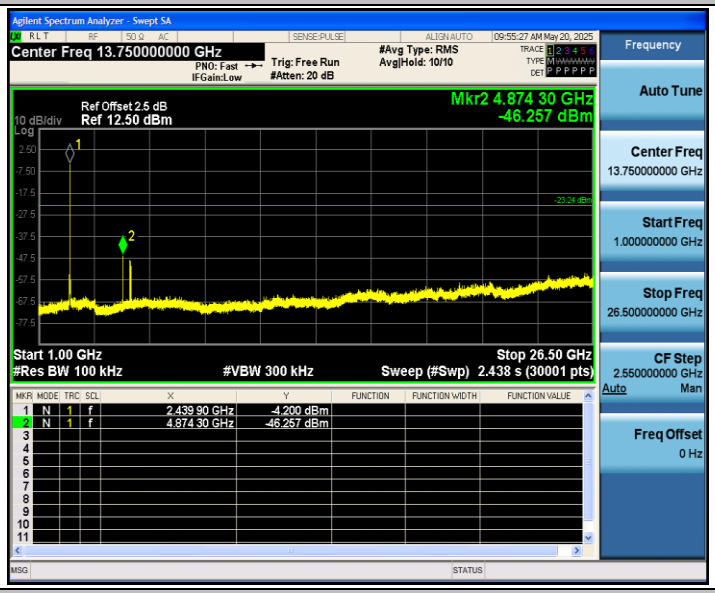

11B_Ant1_2462_0~Reference

11B_Ant1_2462_30~1000

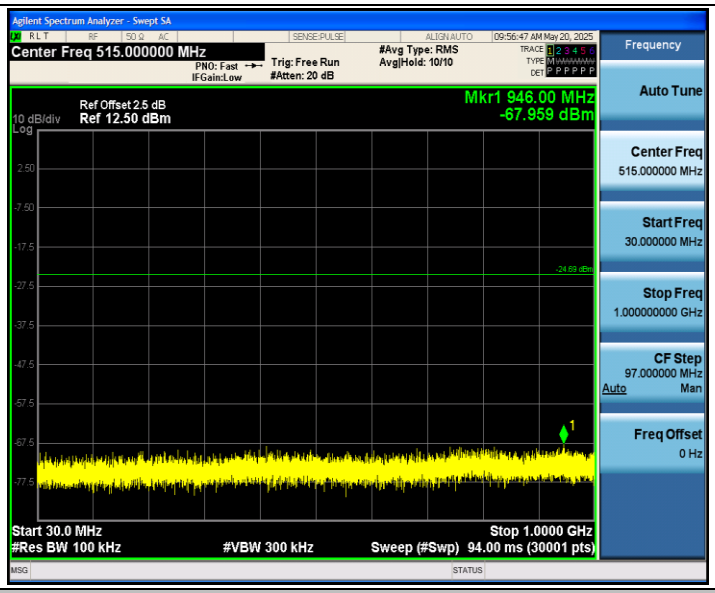

11B_Ant1_2462_1000~26500

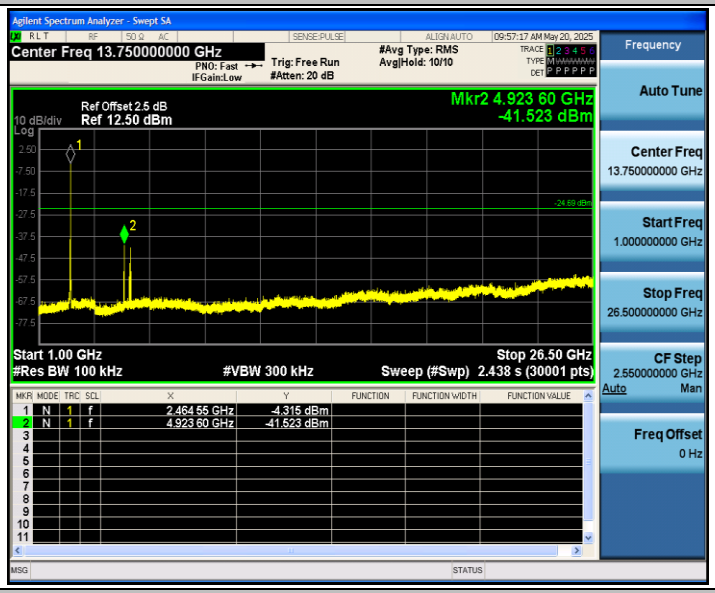

11G_Ant1_2412_0~Reference

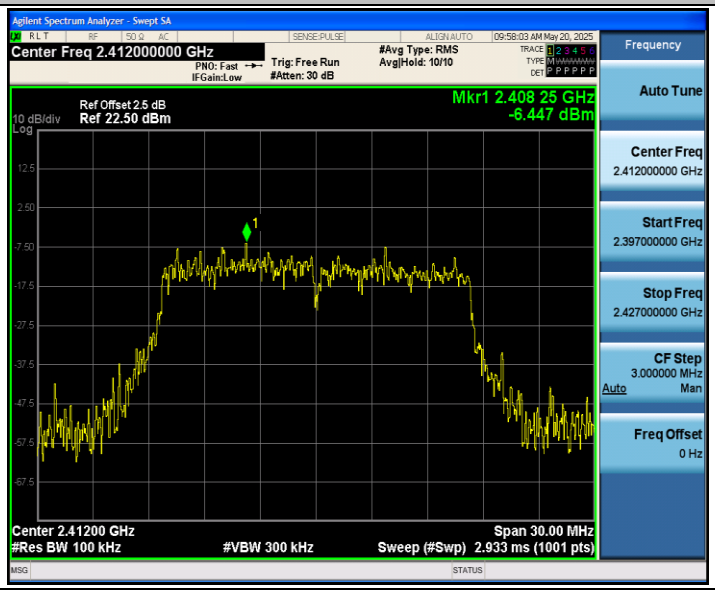

11G_Ant1_2412_30~1000

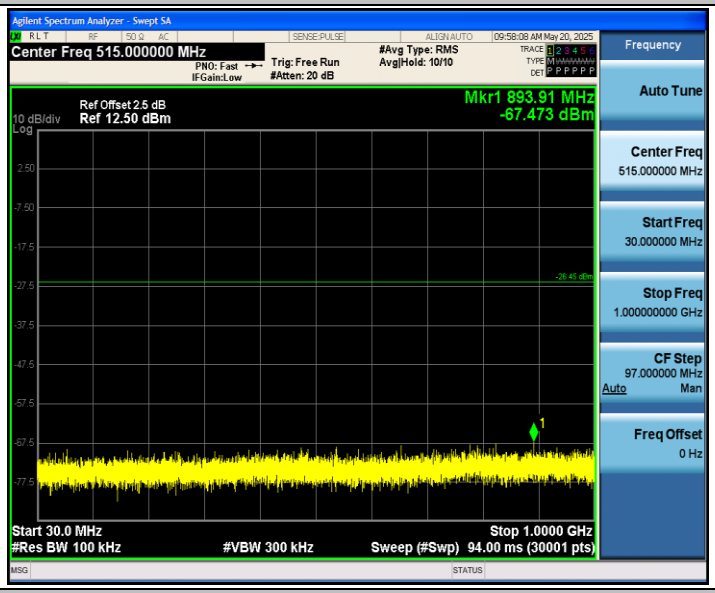

11G_Ant1_2412_1000~26500

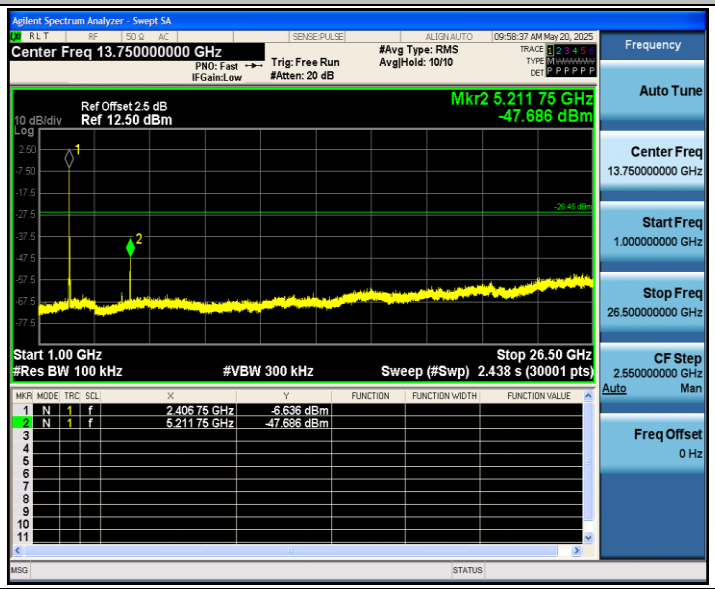

11G_Ant1_2437_0~Reference

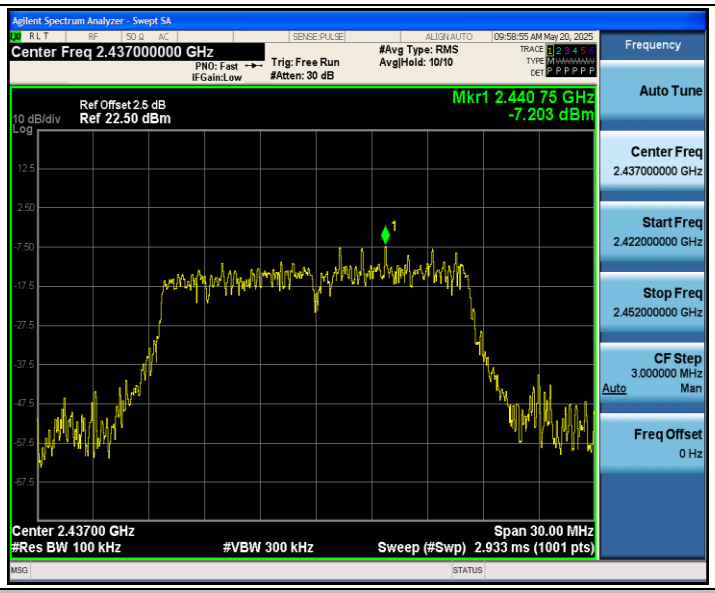

11G_Ant1_2437_30~1000

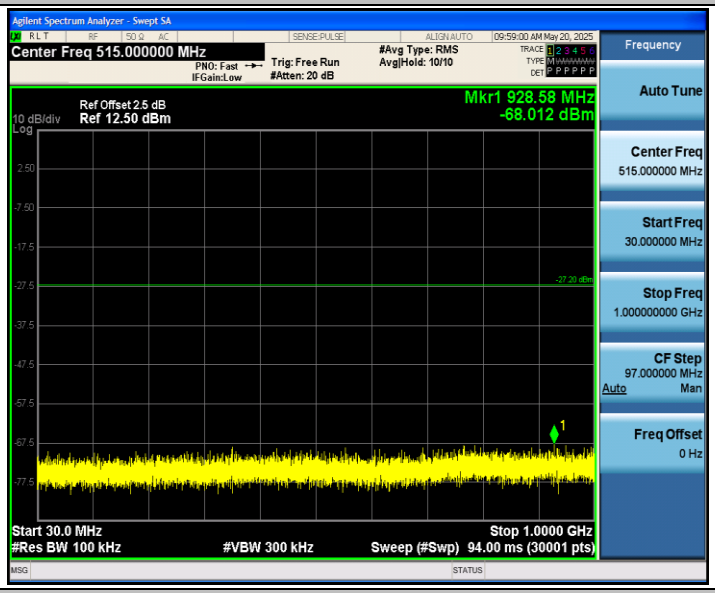

11G_Ant1_2437_1000~26500

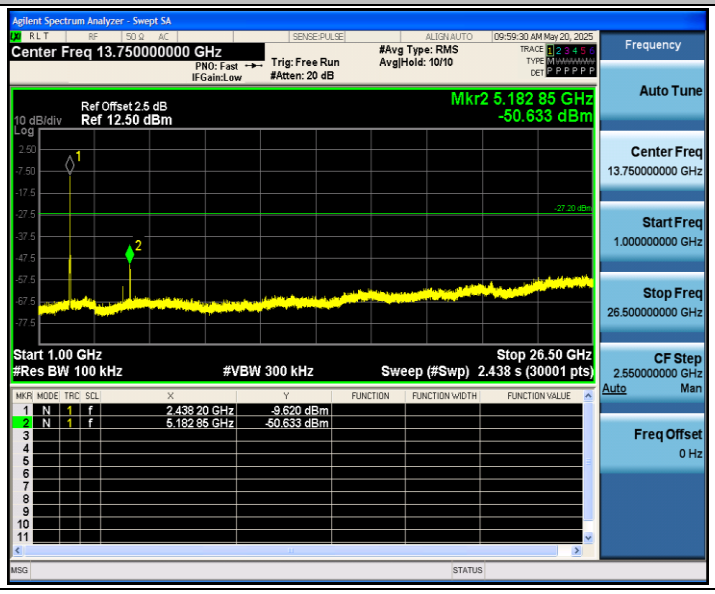

11G_Ant1_2462_0~Reference

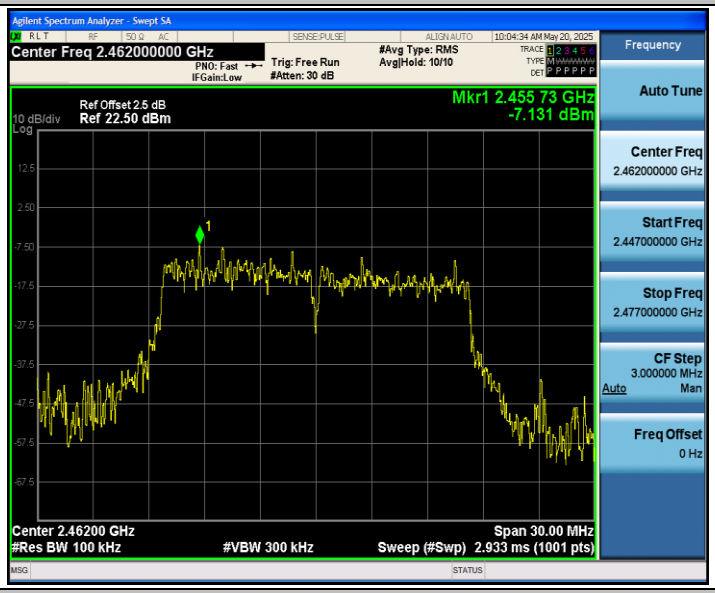

11G_Ant1_2462_30~1000

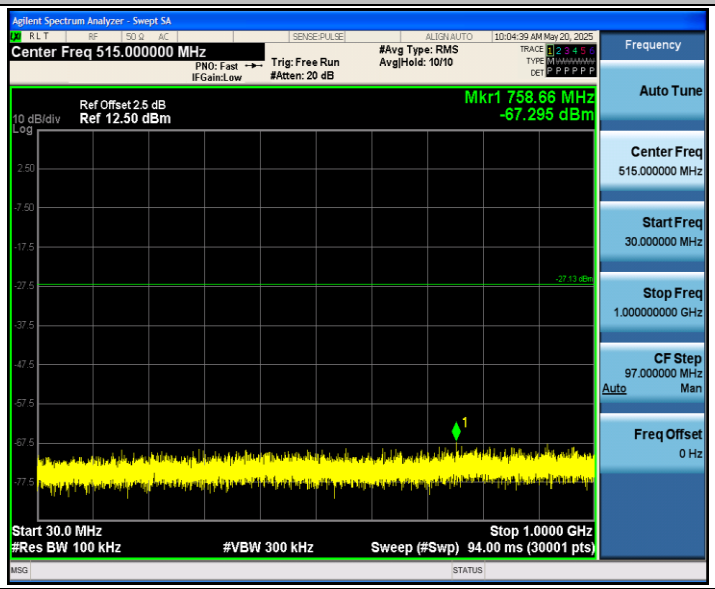

11G_Ant1_2462_1000~26500

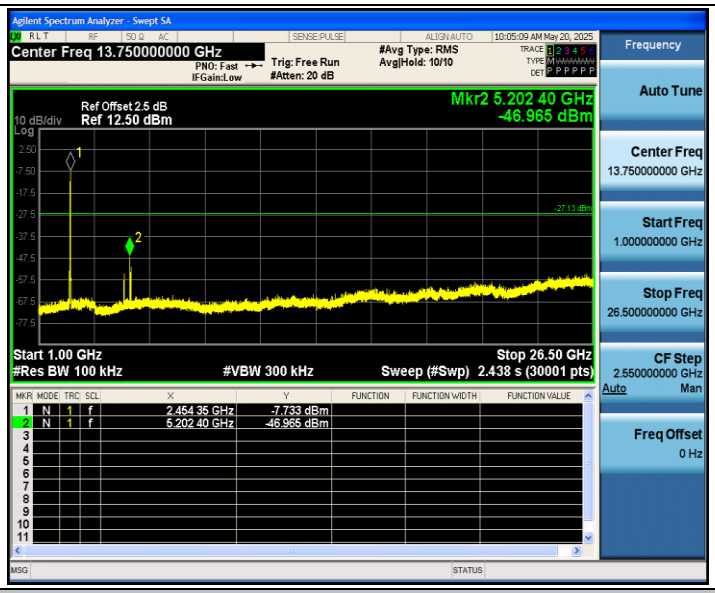

11N20SISO_Ant1_2412_0~Reference

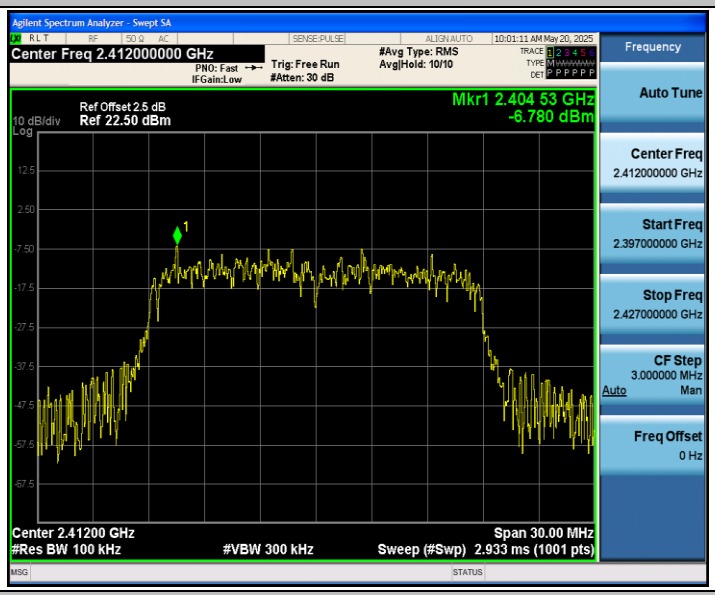
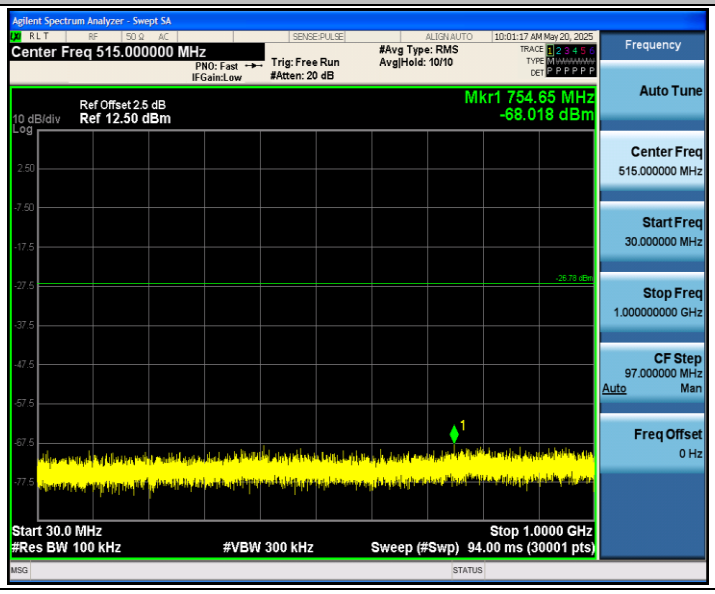
11N20SISO_Ant1_2412_30~1000