Internal Photos of the EUT

Fig. 1

Fig. 2



Fig. 3

Fig. 4



Fig. 5



Fig. 6


Bluetooth Antenna
ANT1
Y1
U5
L3
L4
L2
C16
C17
R21
C11
R2
R1
C27
R11
C3
C4
C5
C6
C14
C15
C7
C13
R23
C12
R22
U1
R6
C2
Q1
R5
R4
HOEA12F
BP29213-CF11

Fig. 7


LCD1
Q1
R5 R4
R6
C2
ANT1
Y1
L2
L4
C17
R22
C12
R23
C13
C7
C15
C14
C6
C5
U1
C1
+SPK-
J2
DM
DP
U8
C26
C27
R11
R1
R2
Q2
C4
C3
U5
L3
PB9
C16
C11
R21
FPC2
R3
3R00
20250227_V1.2

Fig. 8


SPK
V+
DM
DP
V-
L+
L-
GND
K1
K2
K3
K4
K5
X6
SD1
LEDK
+3. 3V
+3. 3V
CS
RESET
C/D
DI
CLK
DO
GND

Fig. 9



Fig. 10



Fig. 11



Fig. 12



Fig. 13