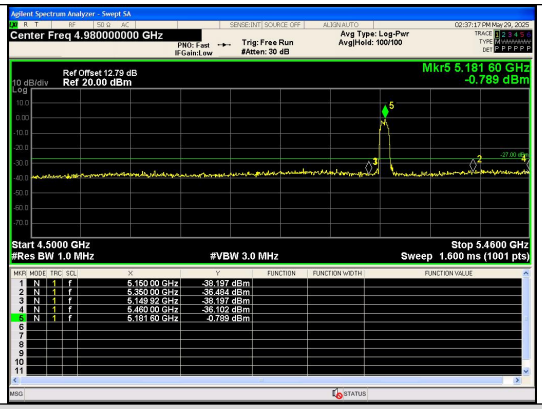

Out Of Band Emission
IEEE 802.11a_Channel 36_20MHz_Antenna 0

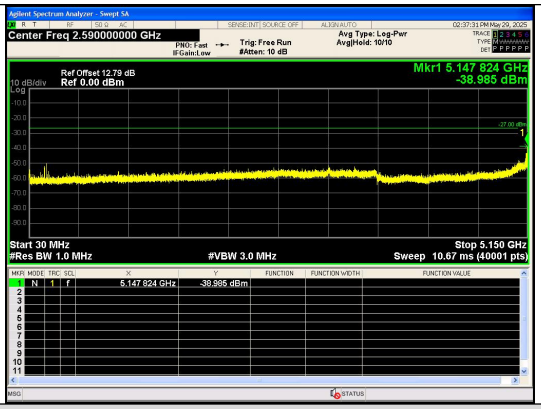

Spurious Emission:30.0~5150 MHz
IEEE 802.11a_Channel 36_20MHz_Antenna 0

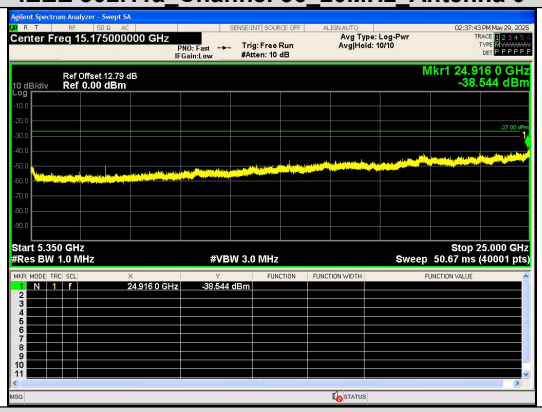

Spurious Emission:5350~25000.0 MHz
IEEE 802.11a_Channel 36_20MHz_Antenna 0

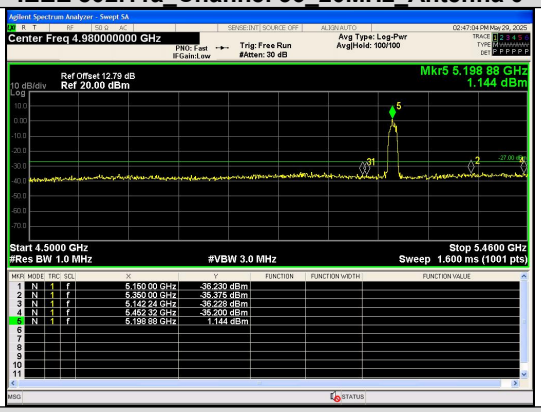

Out Of Band Emission
IEEE 802.11a_Channel 40_20MHz_Antenna 0

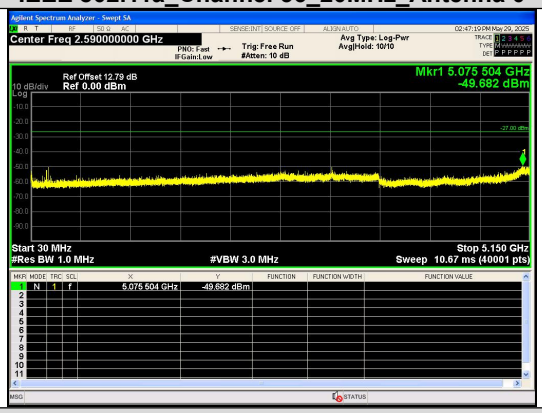

Spurious Emission:30.0~5150 MHz
IEEE 802.11a_Channel 40_20MHz_Antenna 0

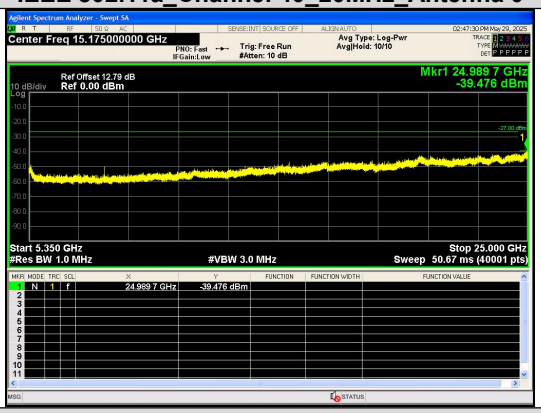

Spurious Emission:5350~25000.0 MHz
IEEE 802.11a_Channel 40_20MHz_Antenna 0

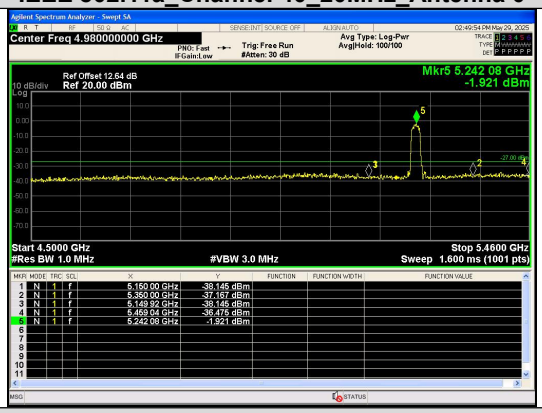

Out Of Band Emission
IEEE 802.11a_Channel 48_20MHz_Antenna 0

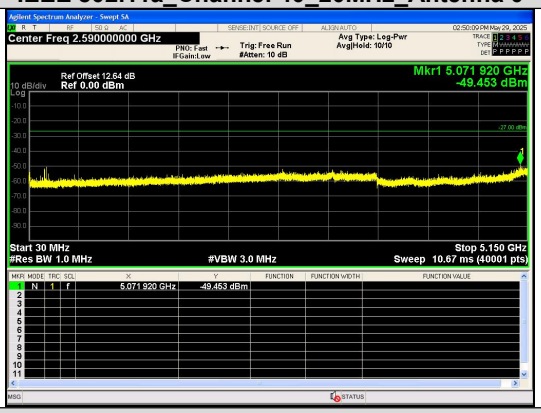

Spurious Emission:30.0~5150 MHz
IEEE 802.11a_Channel 48_20MHz_Antenna 0

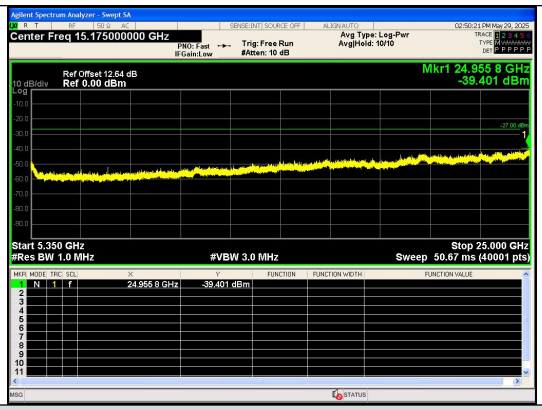

Spurious Emission:5350~25000.0 MHz
IEEE 802.11a_Channel 48_20MHz_Antenna 0

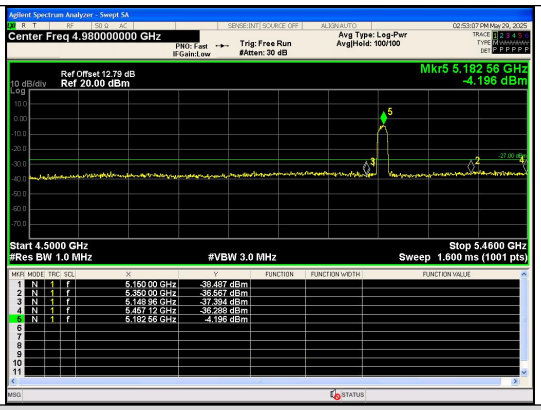

Out Of Band Emission
IEEE 802.11n_Channel 36_20MHz_Antenna 0

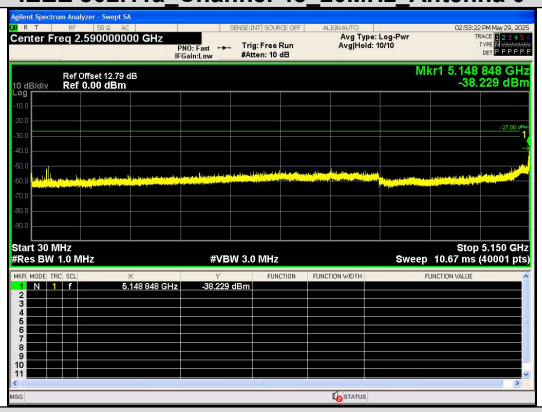

Spurious Emission:30.0~5150 MHz
IEEE 802.11n_Channel 36_20MHz_Antenna 0

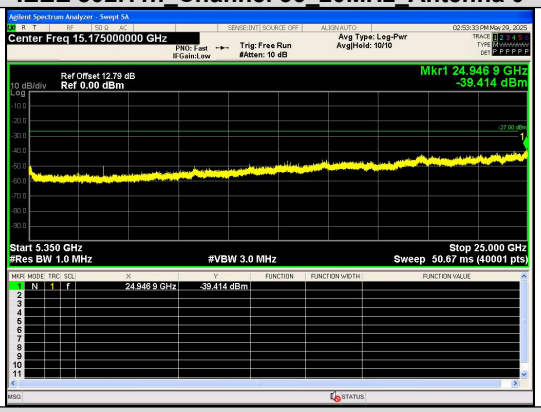

Spurious Emission:5350~25000.0 MHz
IEEE 802.11n_Channel 36_20MHz_Antenna 0

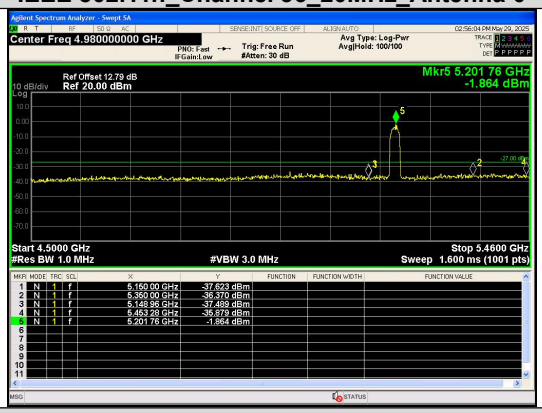

Out Of Band Emission
IEEE 802.11n_Channel 40_20MHz_Antenna 0

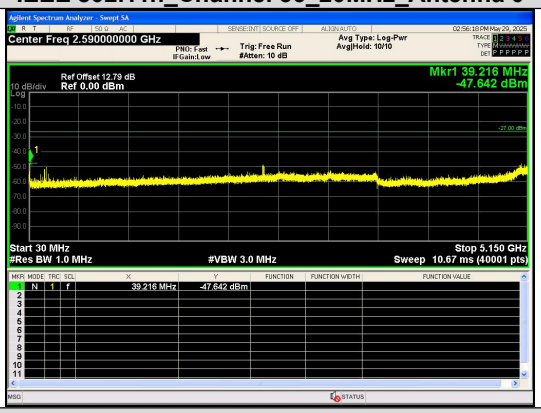

Spurious Emission:30.0~5150 MHz
IEEE 802.11n_Channel 40_20MHz_Antenna 0

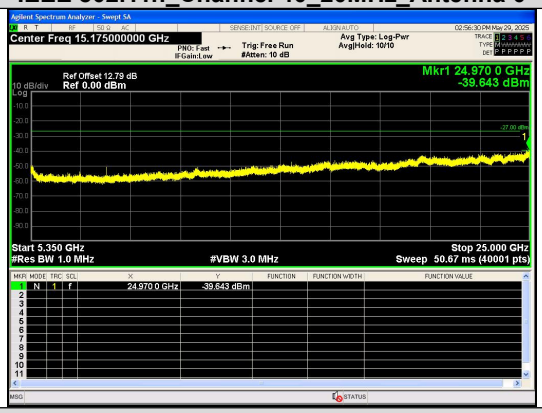

Spurious Emission:5350~25000.0 MHz
IEEE 802.11n_Channel 40_20MHz_Antenna 0

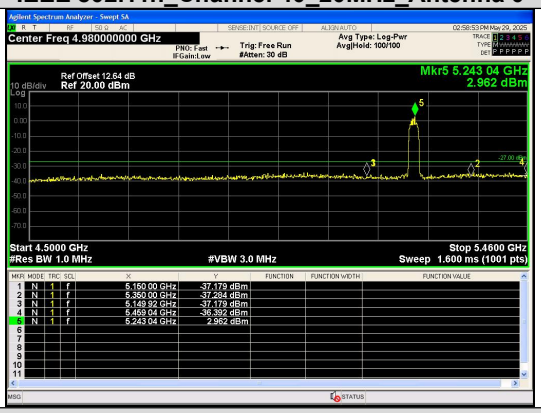

Out Of Band Emission
IEEE 802.11n_Channel 48_20MHz_Antenna 0

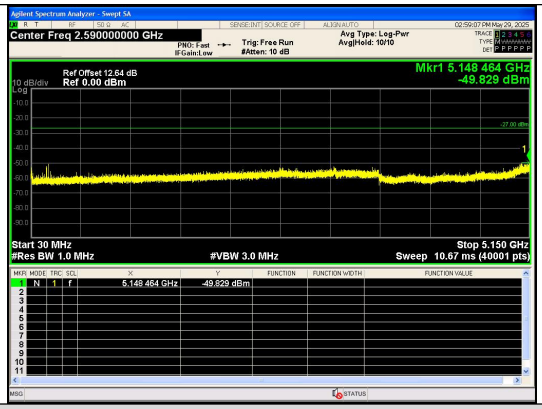

Spurious Emission:30.0~5150 MHz
IEEE 802.11n_Channel 48_20MHz_Antenna 0

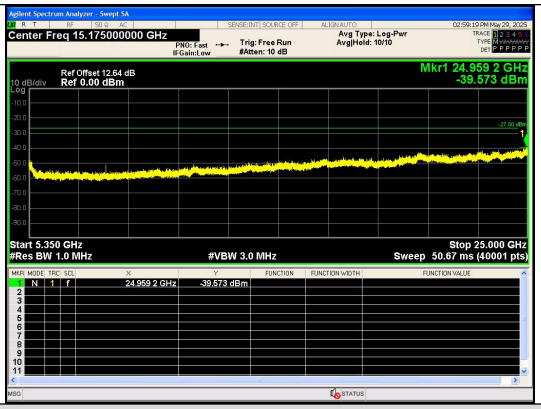

Spurious Emission:5350~25000.0 MHz
IEEE 802.11n_Channel 48_20MHz_Antenna 0

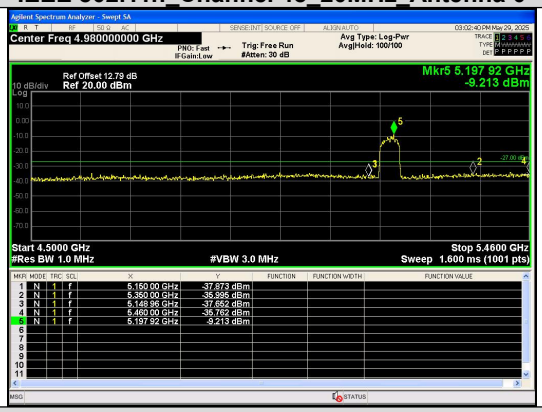

Out Of Band Emission
IEEE 802.11n_Channel 38_40MHz_Antenna 0

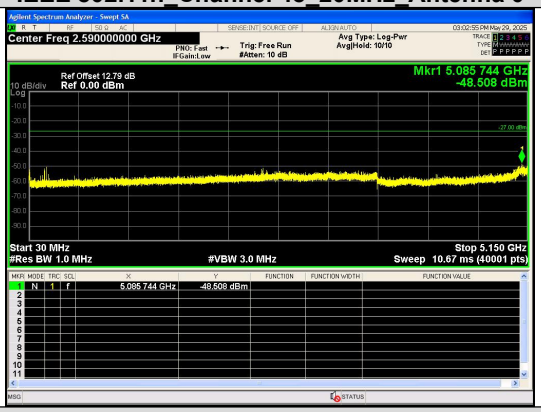

Spurious Emission:30.0~5150 MHz
IEEE 802.11n_Channel 38_40MHz_Antenna 0

Spurious Emission:5350~25000.0 MHz
IEEE 802.11n_Channel 38_40MHz_Antenna 0

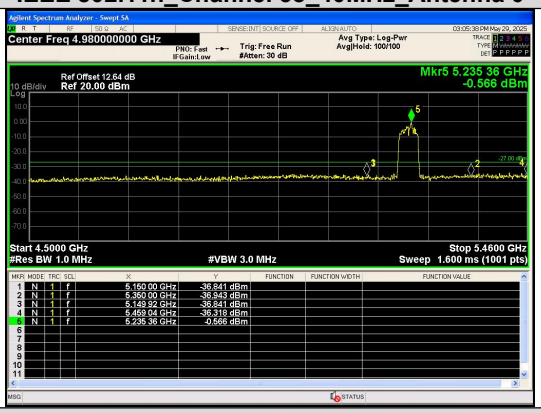

Out Of Band Emission
IEEE 802.11n_Channel 46_40MHz_Antenna 0

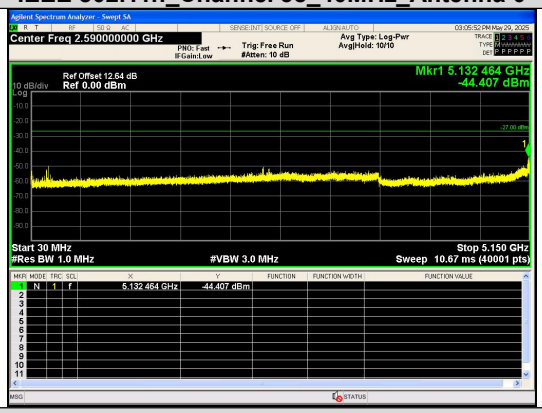

Spurious Emission:30.0~5150 MHz
IEEE 802.11n_Channel 46_40MHz_Antenna 0

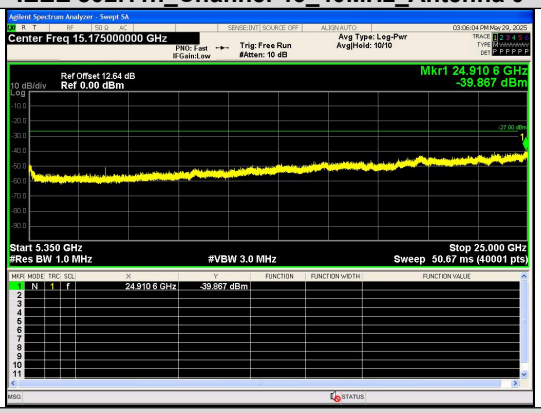

Spurious Emission:5350~25000.0 MHz
IEEE 802.11n_Channel 46_40MHz_Antenna 0

APPENDIX VII. Duty Cycle

Test Result

Mode	Data rates	Channel	Antenna	On Time (ms)	Period (ms)	Duty Cycle (%)	Duty Cycle (linear)	Duty Cycle Factor (dB)	1/T
IEEE 802.11a	54	36	1	0.177	0.302	58.60	0.5860	2.321	5.6497
		40		0.177	0.293	60.42	0.6042	2.1882	5.6497
		48		0.177	0.293	60.42	0.6042	2.1882	5.6497
IEEE 802.11n_20	MCS 7	36		0.165	0.299	55.15	0.5515	2.5845	6.0606
		40		0.165	0.299	55.15	0.5515	2.5845	6.0606
		48		0.165	0.299	55.22	0.5522	2.579	6.0606
IEEE 802.11n_40		38		0.101	0.298	33.89	0.3389	4.6993	9.9010
		46		0.101	0.298	33.97	0.3397	4.689	9.9010

Test Graphs

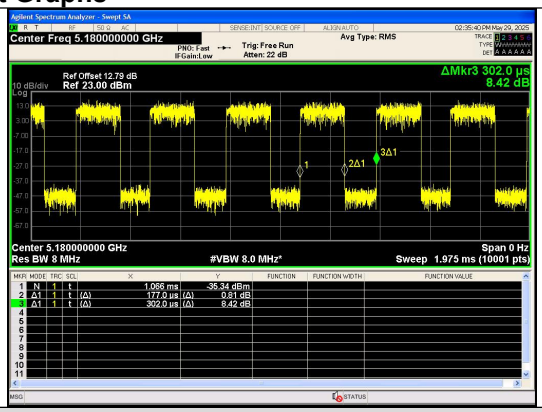

IEEE 802.11a_20MHz_Channel 36

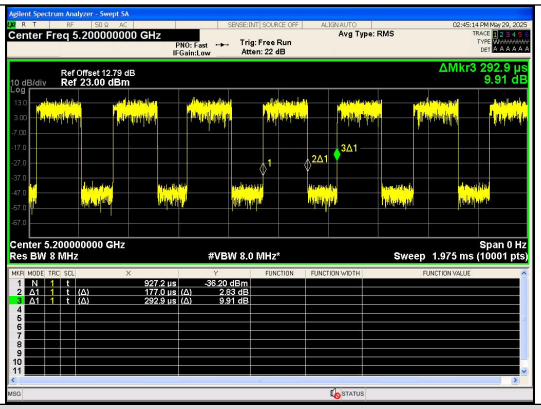

IEEE 802.11a_20MHz_Channel 40

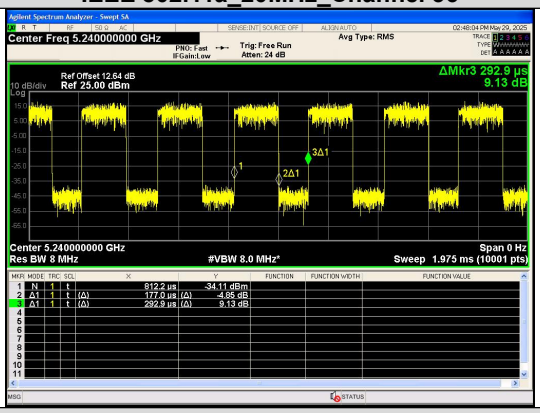

IEEE 802.11a_20MHz_Channel 48

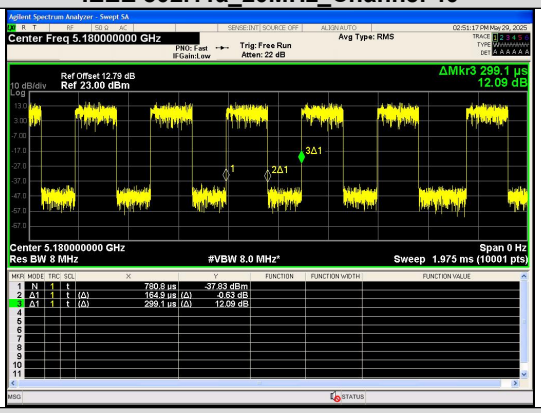

IEEE 802.11n_20MHz_Channel 36

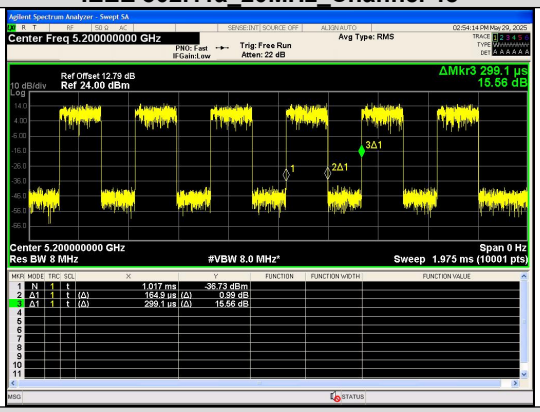

IEEE 802.11n_20MHz_Channel 40

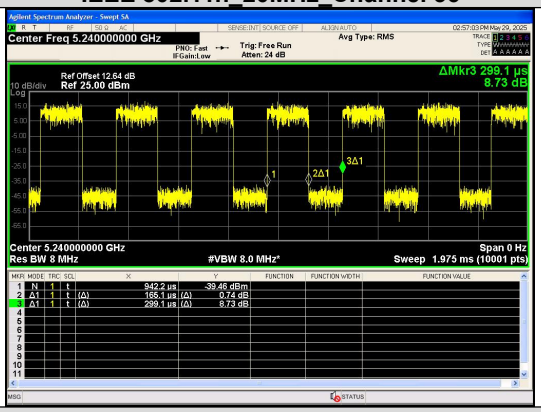

IEEE 802.11n_20MHz_Channel 48

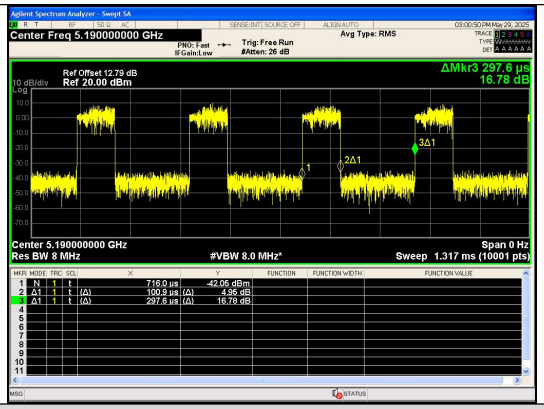

IEEE 802.11n_40MHz_Channel 38

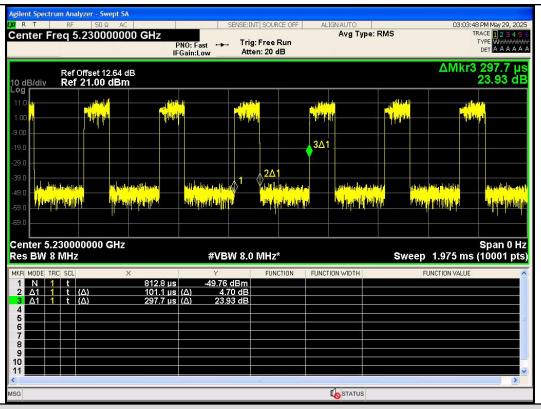

IEEE 802.11n_40MHz_Channel 46

APPENDIX VIII. Peak Power Spectral Density

Test Result

Mode	Channel	Ant. 0 Meas PSD (dBm/MHz or dBm/0.5MHz)	Ant. 0 Corr'd PSD (dBm/MHz or dBm/0.5MHz)	Limit (dBm/MHz or dBm/0.5MHz)	Result
IEEE 802.11a	36	0.257	2.445	11	PASS
	40	0.798	2.986		PASS
	48	1.961	4.149		PASS
IEEE 802.11n_20	36	-0.461	2.118		PASS
	40	0.169	2.748		PASS
	48	1.296	3.875		PASS
IEEE 802.11n_40	38	-8.738	-4.049		PASS
	46	-3.177	1.512		PASS

Test Graphs

IEEE 802.11a_Channel 36_20MHz_Antenna 0

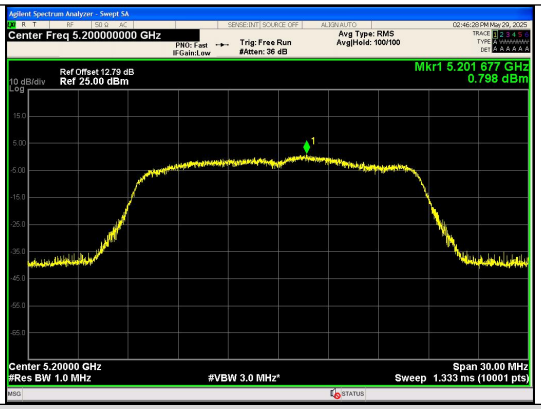

IEEE 802.11a_Channel 40_20MHz_Antenna 0

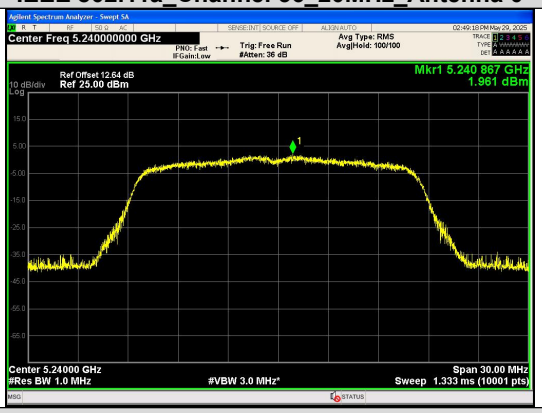

IEEE 802.11a_Channel 48_20MHz_Antenna 0

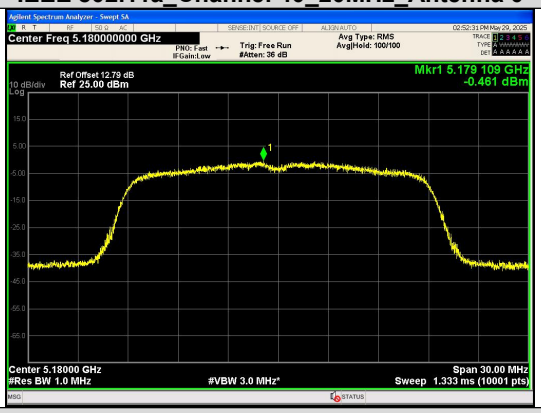

IEEE 802.11n_Channel 36_20MHz_Antenna 0

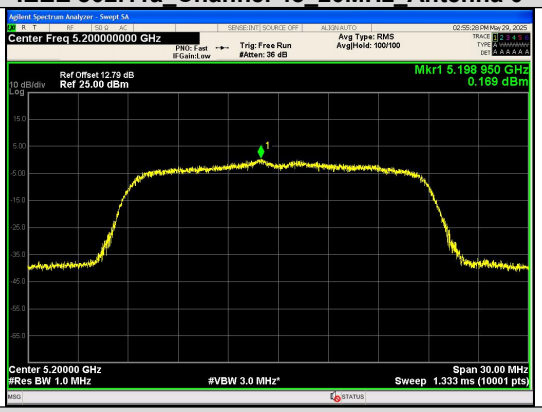

IEEE 802.11n_Channel 40_20MHz_Antenna 0

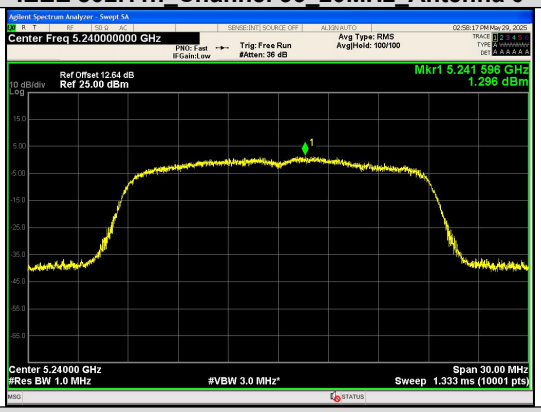

IEEE 802.11n_Channel 48_20MHz_Antenna 0

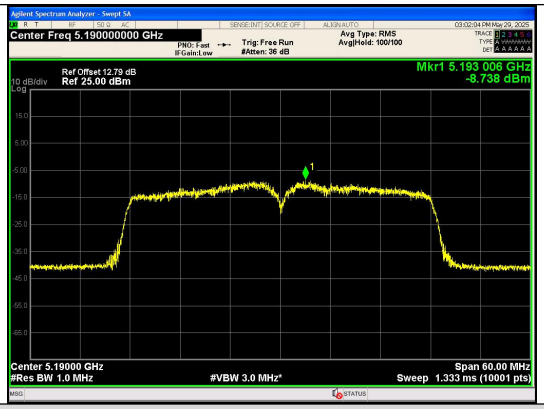

IEEE 802.11n_Channel 38_40MHz_Antenna 0

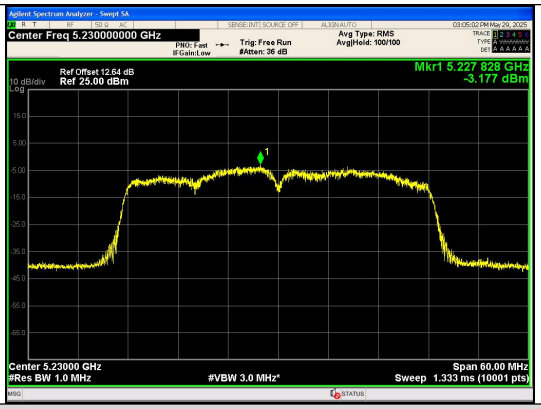

IEEE 802.11n_Channel 46_40MHz_Antenna 0

********** End of Report **********