Case No. : GTS20250410010-1-1	
Ambient Condition: 22 ℃, 52 %RH	
According Standard: ■Part15C	
Test Date: 2025.5.16	**Test Engineer:** Evan ouyang

Appendix A.1: 20dB Emission Bandwidth

Test Result

TestMode	Antenna	Freq(MHz)	20dB EBW[MHz]	FL[MHz]	FH[MHz]	Limit[MHz]	Verdict
DH1	Ant2	2402	0.951	2401.541	2402.492	---	---
		2441	0.909	2440.541	2441.450	---	---
		2480	0.951	2479.547	2480.498	---	---
2DH1	Ant2	2402	1.428	2401.277	2402.705	---	---
		2441	1.428	2440.277	2441.705	---	---
		2480	1.440	2479.265	2480.705	---	---
3DH1	Ant2	2402	1.437	2401.268	2402.705	---	---
		2441	1.455	2440.271	2441.726	---	---
		2480	1.437	2479.283	2480.720	---	---

Test Graphs

DH1_Ant2_2402

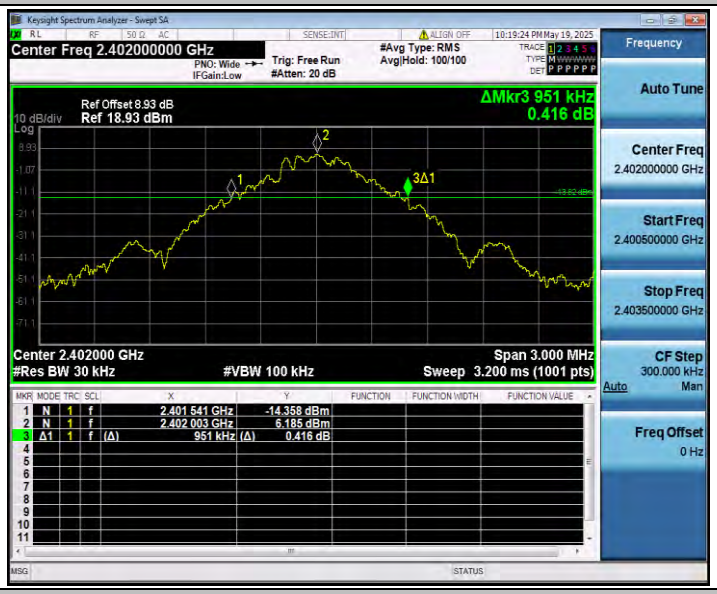

DH1_Ant2_2441

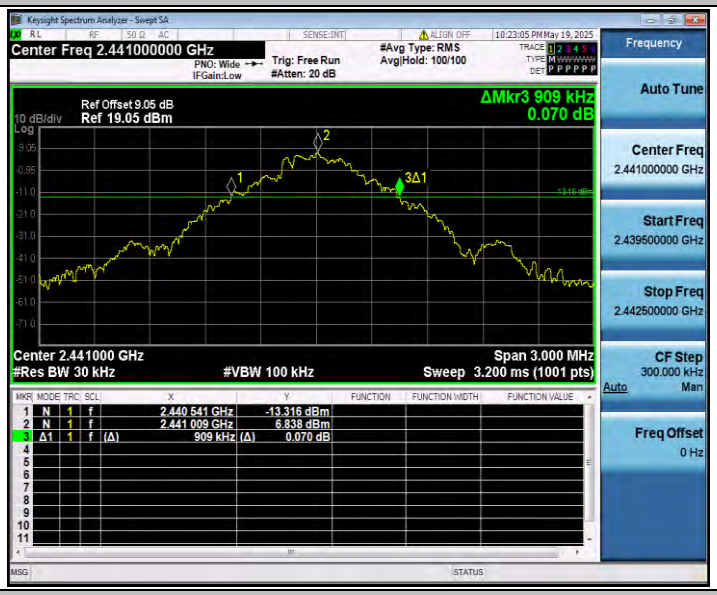

DH1_Ant2_2480

2DH1_Ant2_2402

2DH1_Ant2_2441

2DH1_Ant2_2480

3DH1_Ant2_2402

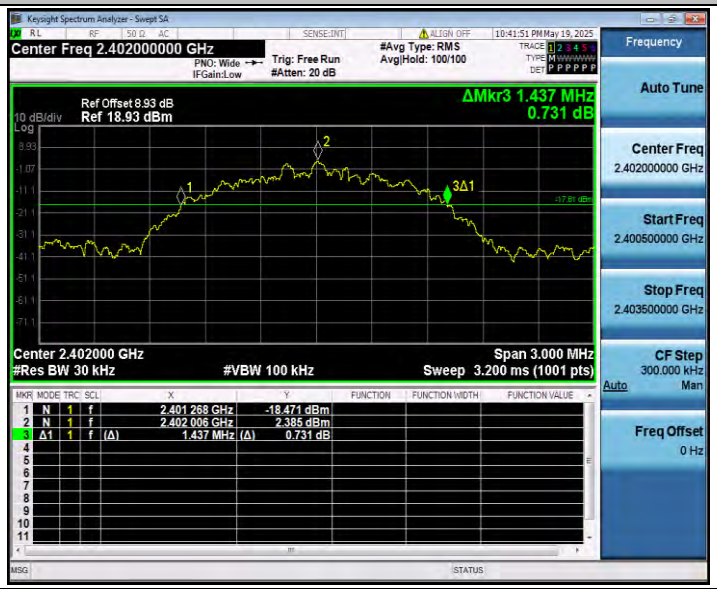

3DH1_Ant2_2441

3DH1_Ant2_2480

Appendix A.2: Occupied Channel Bandwidth

Test Result

TestMode	Antenna	Freq(MHz)	OCB [MHz]	FL[MHz]	FH[MHz]	Limit[MHz]	Verdict
DH1	Ant2	2402	0.87627	2401.5610	2402.4373	---	---
		2441	0.87062	2440.5677	2441.4383	---	---
		2480	0.86467	2479.5621	2480.4268	---	---
2DH1	Ant2	2402	1.3468	2401.3223	2402.6691	---	---
		2441	1.3351	2440.3306	2441.6657	---	---
		2480	1.3383	2479.3261	2480.6644	---	---
3DH1	Ant2	2402	1.3419	2401.3253	2402.6672	---	---
		2441	1.3372	2440.3330	2441.6702	---	---
		2480	1.3315	2479.3254	2480.6569	---	---

Test Graphs

DH1_Ant2_2402

DH1_Ant2_2441

DH1_Ant2_2480

2DH1_Ant2_2402

2DH1_Ant2_2441

2DH1_Ant2_2480

3DH1_Ant2_2402

3DH1_Ant2_2441

3DH1_Ant2_2480

Appendix A.3: Maximum conducted output power

Test Result Peak

Test Mode	Antenna	Freq(MHz)	Conducted Peak Powert[dBm]	Conducted Limit[dBm]	Verdict
DH1	Ant2	2402	8.51	≤20.97	PASS
		2441	9.12	≤20.97	PASS
		2480	9.60	≤20.97	PASS
2DH1	Ant2	2402	6.66	≤20.97	PASS
		2441	7.41	≤20.97	PASS
		2480	7.63	≤20.97	PASS
3DH1	Ant2	2402	6.70	≤20.97	PASS
		2441	7.49	≤20.97	PASS
		2480	7.82	≤20.97	PASS

Appendix A.4: Carrier frequency separation

Test Result

TestMode	Antenna	Freq(MHz)	Result[MHz]	Limit[MHz]	Verdict
DH1	Ant2	Hop_2402	0.98	≥0.634	PASS
		Hop_2441	0.844	≥0.634	PASS
		Hop_2480	1.014	≥0.634	PASS
2DH1	Ant2	Hop_2402	1	≥0.960	PASS
		Hop_2441	1.006	≥0.960	PASS
		Hop_2480	1.188	≥0.960	PASS
3DH1	Ant2	Hop_2402	1.006	≥0.970	PASS
		Hop_2441	1.002	≥0.970	PASS
		Hop_2480	1.006	≥0.970	PASS

Test Graphs

DH1_Ant2_Hop_2402

DH1_Ant2_Hop_2441

DH1_Ant2_Hop_2480

2DH1_Ant2_Hop_2402

2DH1_Ant2_Hop_2441

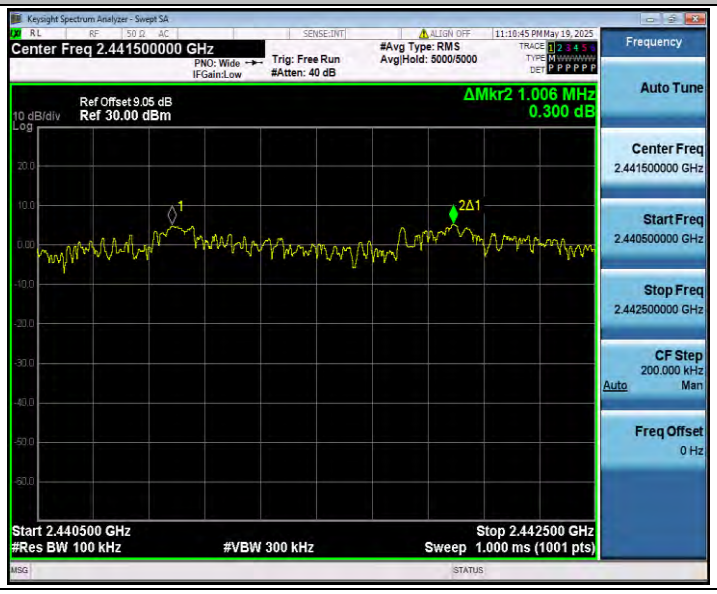

2DH1_Ant2_Hop_2480

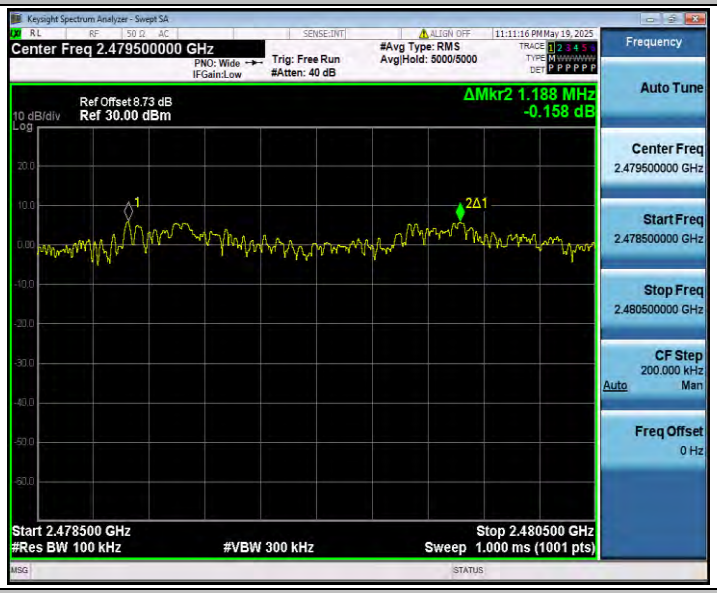

3DH1_Ant2_Hop_2402

3DH1_Ant2_Hop_2441

3DH1_Ant2_Hop_2480

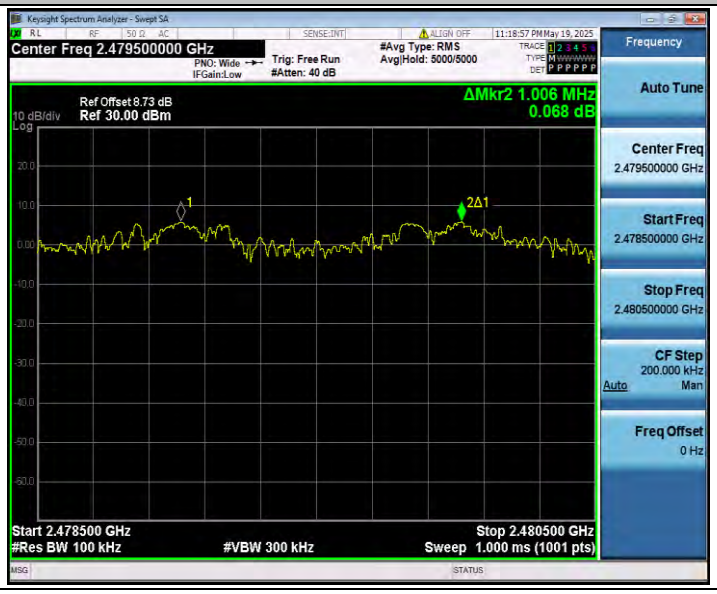

Appendix A.5: Time of occupancy

Test Result

TestMode	Antenna	Freq(MHz)	BurstWidth [ms]	TotalHops [Num]	Result[s]	Limit[s]	Verdict
DH1	Ant2	Hop	0.370	330	0.122	≤0.4	PASS
DH3	Ant2	Hop	1.631	190	0.31	≤0.4	PASS
DH5	Ant2	Hop	2.878	100	0.288	≤0.4	PASS
2DH1	Ant2	Hop	0.380	310	0.118	≤0.4	PASS
2DH3	Ant2	Hop	1.626	150	0.244	≤0.4	PASS
2DH5	Ant2	Hop	2.878	110	0.317	≤0.4	PASS
3DH1	Ant2	Hop	0.380	320	0.122	≤0.4	PASS
3DH3	Ant2	Hop	1.627	150	0.244	≤0.4	PASS
3DH5	Ant2	Hop	2.873	120	0.345	≤0.4	PASS

Test Graphs

DH1_Ant2_Hop
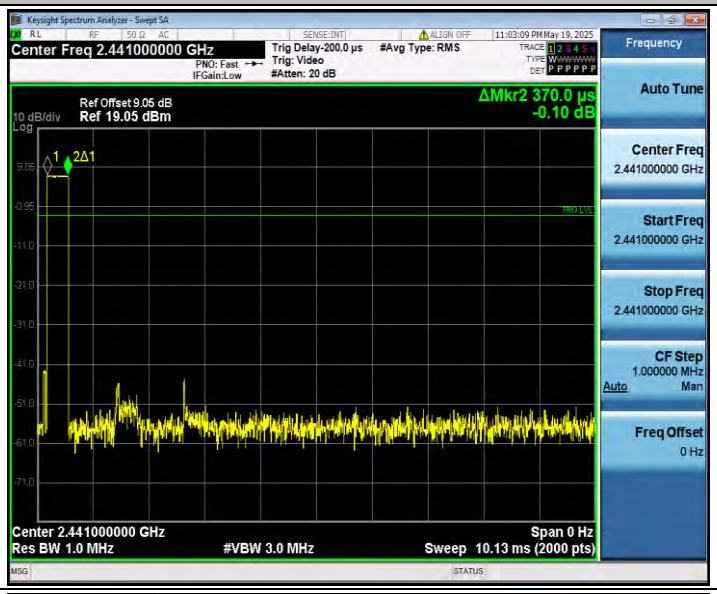
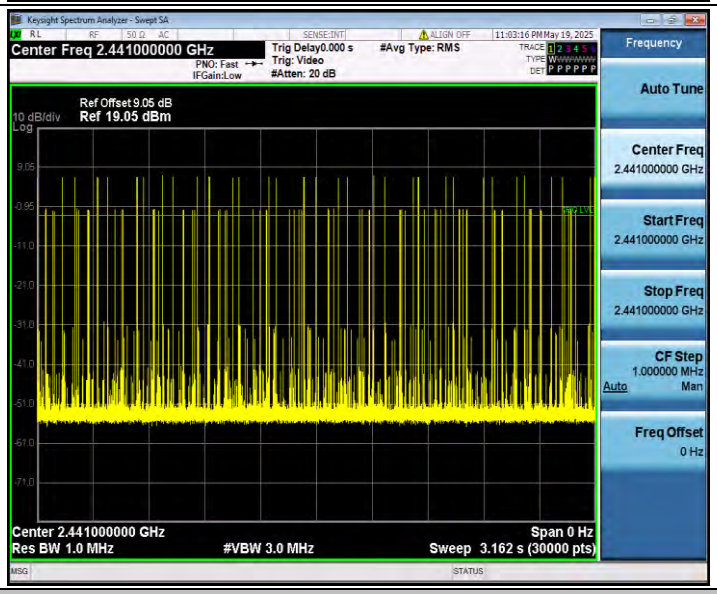
DH3_Ant2_Hop

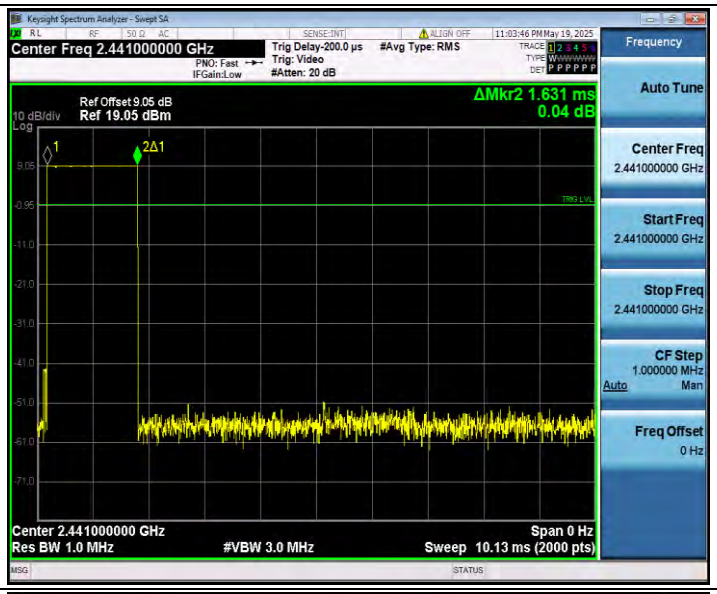
Keysight Spectrum Analyzer - Swept SA
Center Freq 2.441000000 GHz
Trig Delay-200.0 µs
#Avg Type: RMS
Trig: Video
#Atten: 20 dB
PNO: Fast
IFGain:Low
Ref Offset 9.05 dB
10 dB/div
Ref 19.05 dBm
ΔMkr2 1.631 ms
0.04 dB
Center 2.441000000 GHz
Span 0 Hz
Res BW 1.0 MHz
#VBW 3.0 MHz
Sweep 10.13 ms (2000 pts)
Frequency
Auto Tune
Center Freq
2.441000000 GHz
Start Freq
2.441000000 GHz
Stop Freq
2.441000000 GHz
CF Step
1.000000 MHz
Auto
Man
Freq Offset
0 Hz

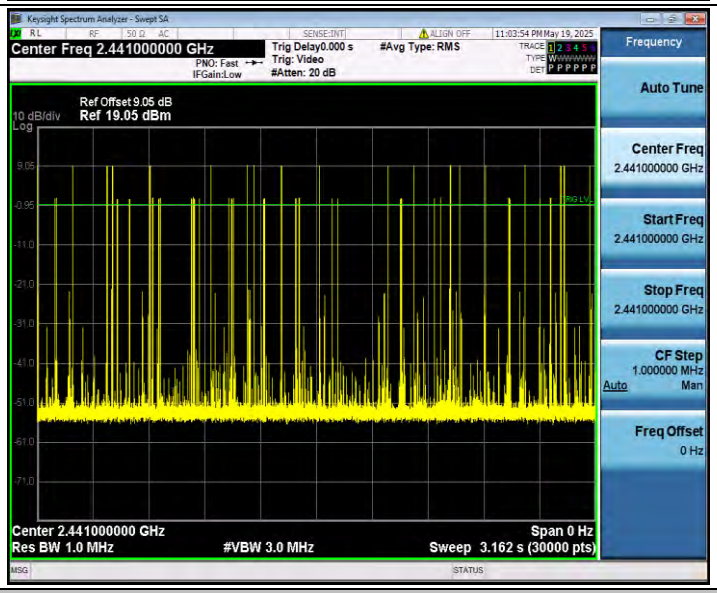
Keysight Spectrum Analyzer - Swept SA
Center Freq 2.441000000 GHz
Trig Delay0.000 s
#Avg Type: RMS
Trig: Video
#Atten: 20 dB
PNO: Fast
IFGain:Low
Ref Offset 9.05 dB
10 dB/div
Ref 19.05 dBm
Center 2.441000000 GHz
Span 0 Hz
Res BW 1.0 MHz
#VBW 3.0 MHz
Sweep 3.162 s (30000 pts)
Frequency
Auto Tune
Center Freq
2.441000000 GHz
Start Freq
2.441000000 GHz
Stop Freq
2.441000000 GHz
CF Step
1.000000 MHz
Auto
Man
Freq Offset
0 Hz

DH5_Ant2_Hop

Keysight Spectrum Analyzer - Swept SA
Center Freq 2.441000000 GHz
Trig Delay-200.0 µs
#Avg Type: RMS
Trig: Video
#Atten: 20 dB
PNO: Fast
IFGain:Low
Ref Offset 9.05 dB
10 dB/div
Ref 19.05 dBm
ΔMkr2 2.878 ms
0.11 dB
Center 2.441000000 GHz
Span 0 Hz
Res BW 1.0 MHz
#VBW 3.0 MHz
Sweep 10.13 ms (2000 pts)
Frequency
Auto Tune
Center Freq
2.441000000 GHz
Start Freq
2.441000000 GHz
Stop Freq
2.441000000 GHz
CF Step
1.000000 MHz
Auto
Man
Freq Offset
0 Hz

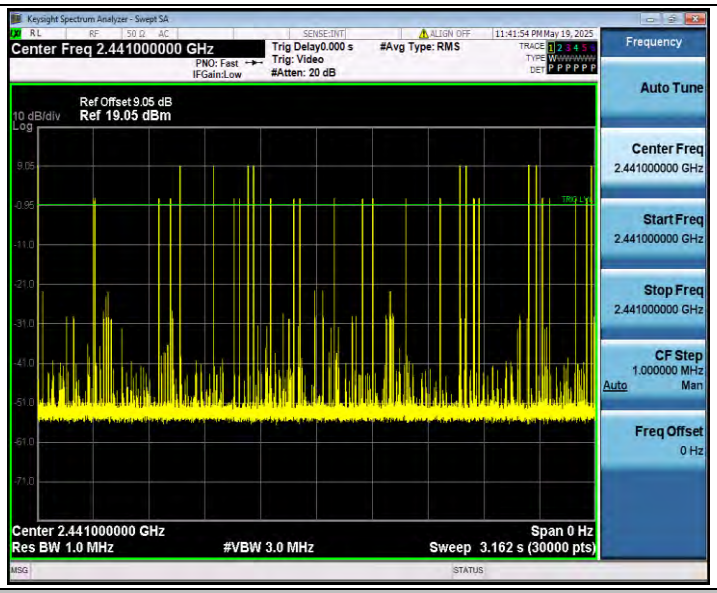

2DH1_Ant2_Hop

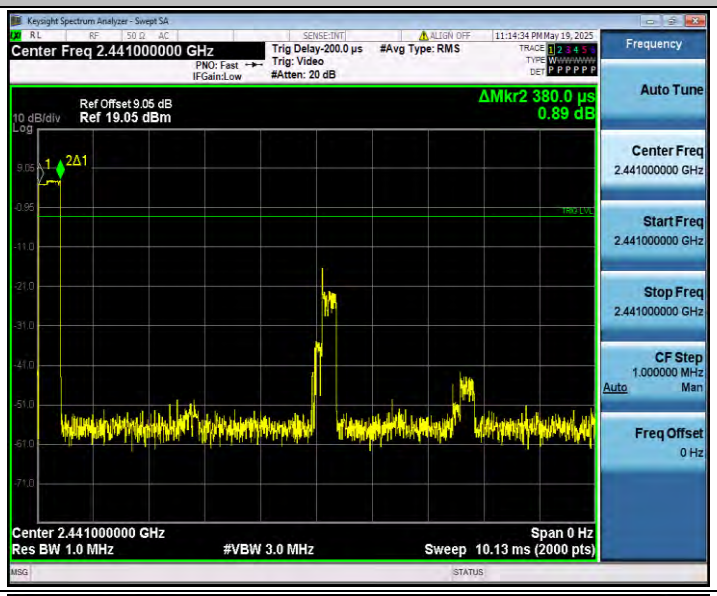

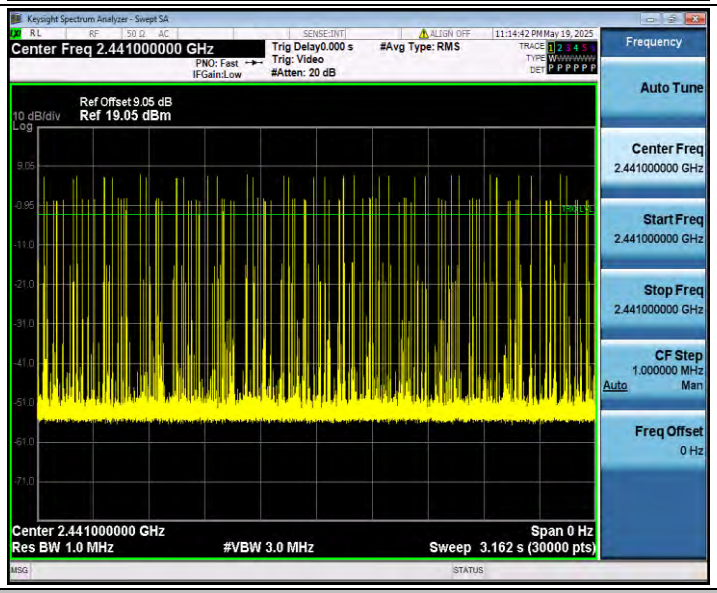

2DH3_Ant2_Hop

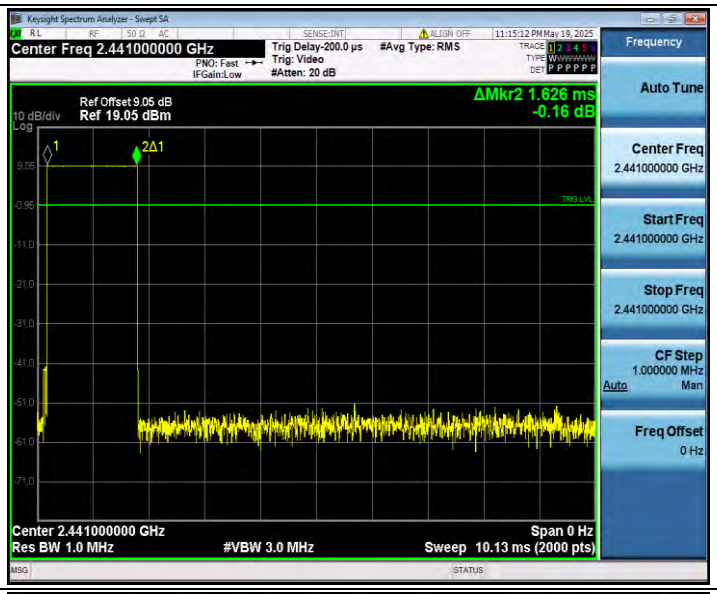

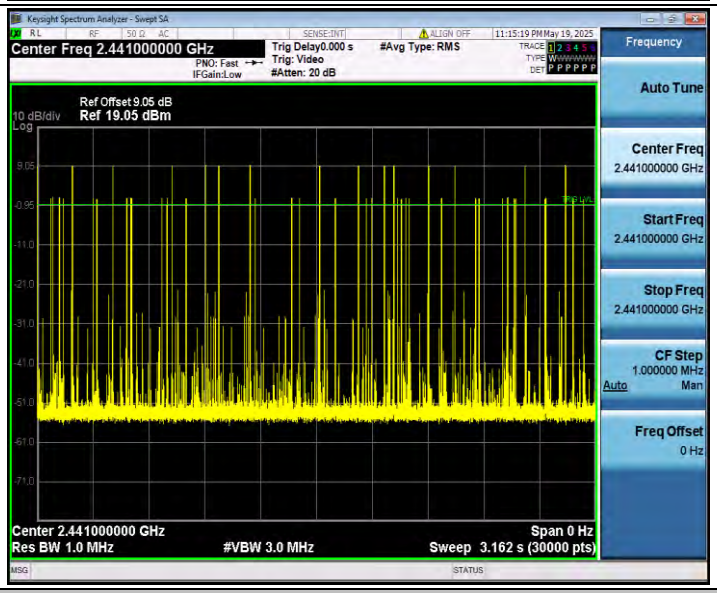

2DH5_Ant2_Hop

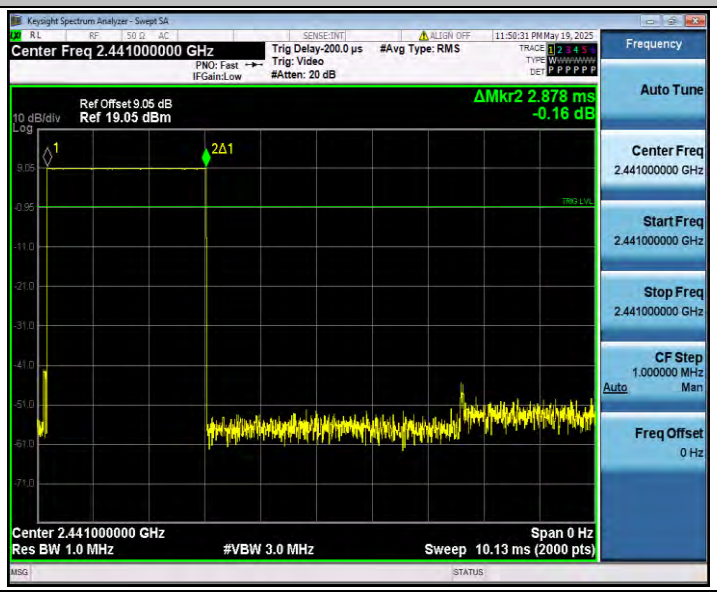

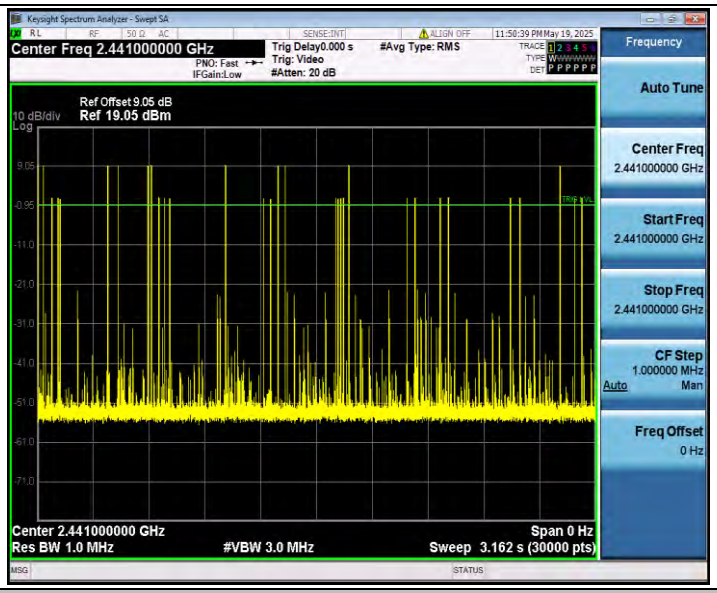

3DH1_Ant2_Hop

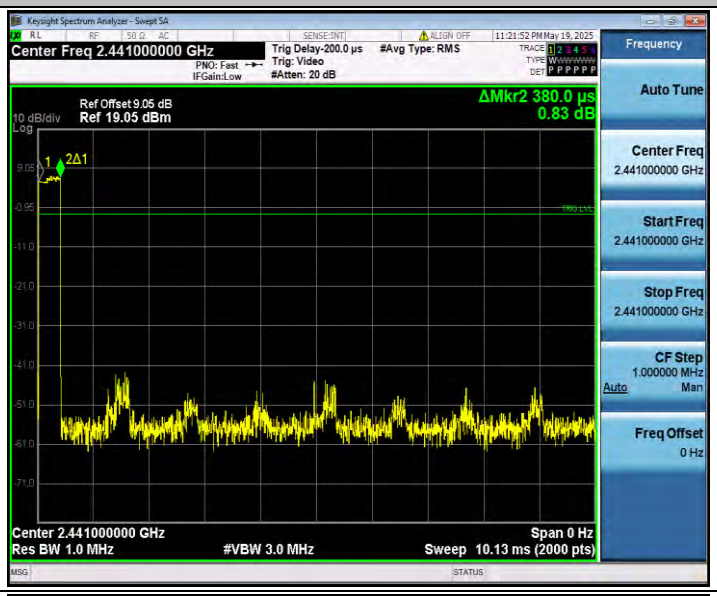

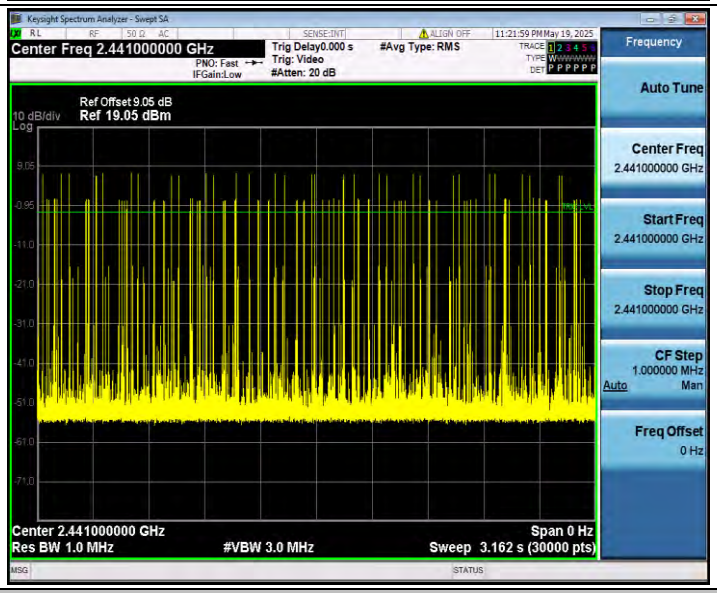

3DH3_Ant2_Hop

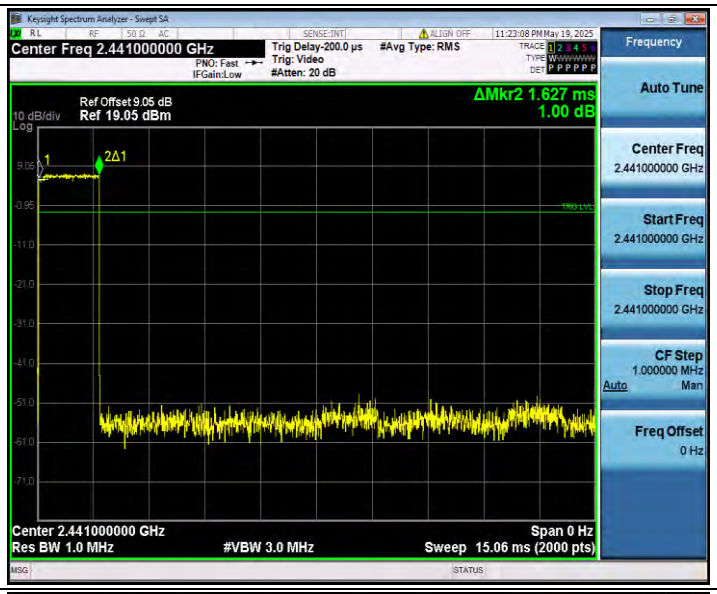

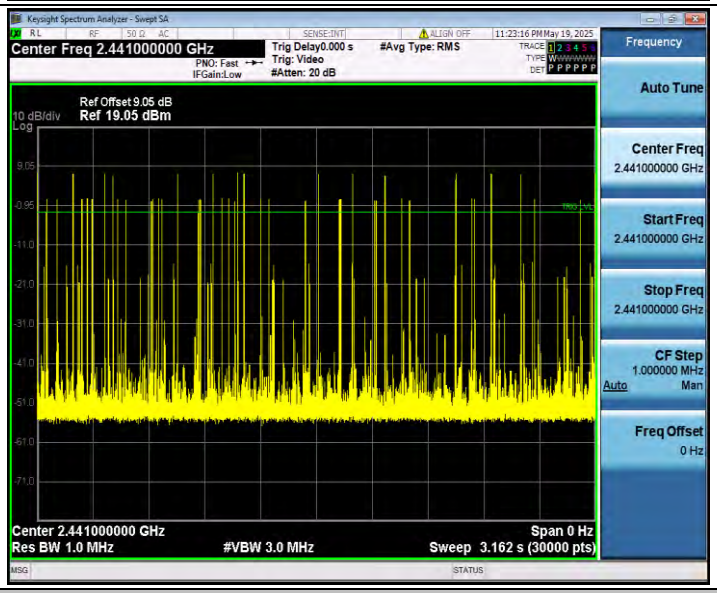

3DH5_Ant2_Hop

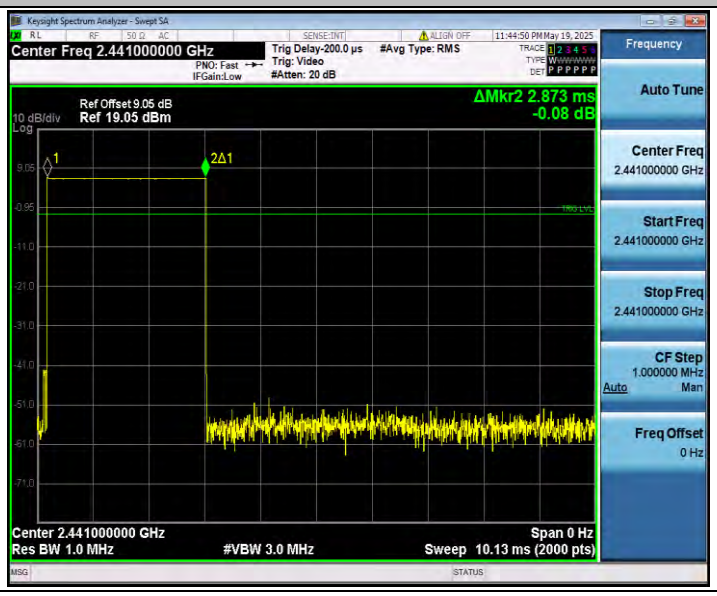

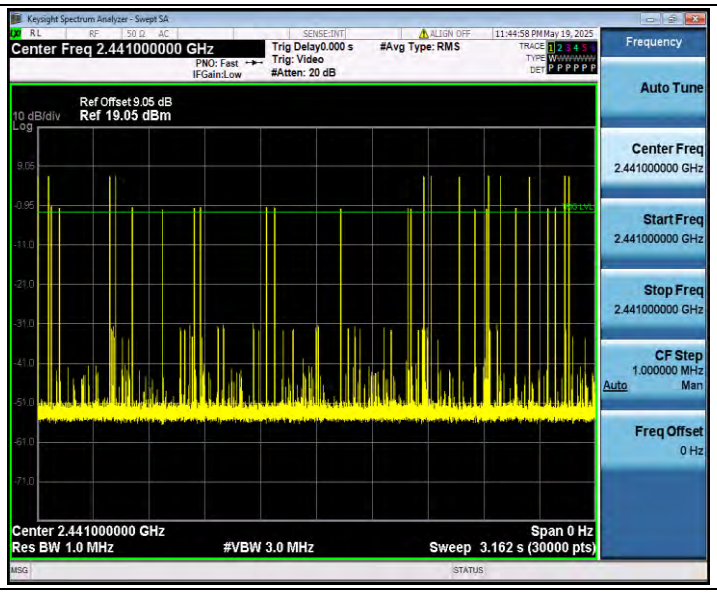
Keysight Spectrum Analyzer - Swept SA
Center Freq 2.441000000 GHz
PNO: Fast
IFGain:Low
Trig Delay0.000 s
Trig: Video
#Atten: 20 dB
#Avg Type: RMS
11:44:58 PM May 19, 2025
Ref Offset 9.05 dB
10 dB/div
Ref 19.05 dBm
Log
9.05
-0.95
-11.0
-21.0
-31.0
-41.0
-51.0
-61.0
-71.0
Center 2.441000000 GHz
Res BW 1.0 MHz
#VBW 3.0 MHz
Span 0 Hz
Sweep 3.162 s (30000 pts)
Frequency
Auto Tune
Center Freq
2.441000000 GHz
Start Freq
2.441000000 GHz
Stop Freq
2.441000000 GHz
CF Step
1.000000 MHz
Auto
Man
Freq Offset
0 Hz

Appendix A.6: Number of hopping channels

Test Result

TestMode	Antenna	Freq(MHz)	Result[Num]	Limit[Num]	Verdict
DH1	Ant2	Hop	79	≥15	PASS
2DH1	Ant2	Hop	79	≥15	PASS
3DH1	Ant2	Hop	79	≥15	PASS

Test Graphs

DH1_Ant2_Hop
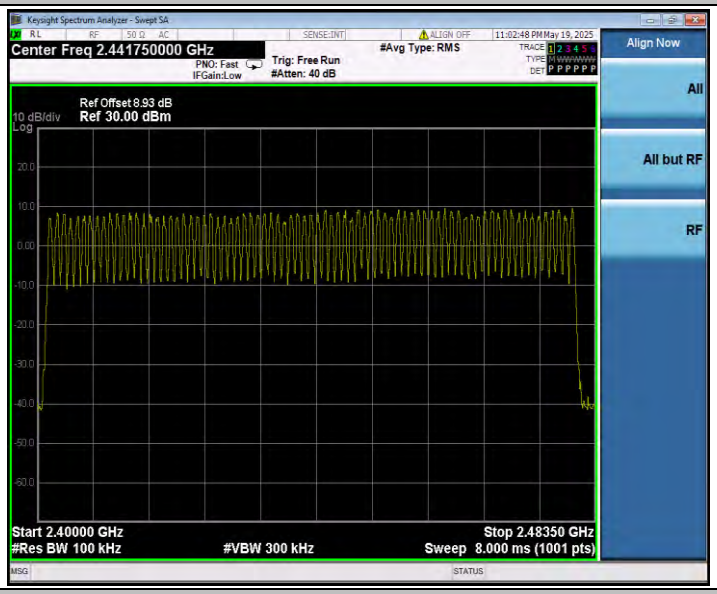

2DH1_Ant2_Hop
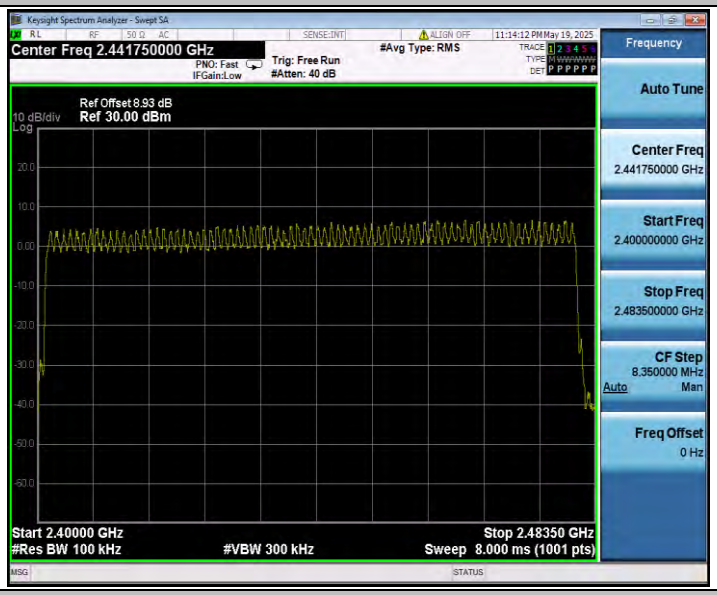

3DH1_Ant2_Hop

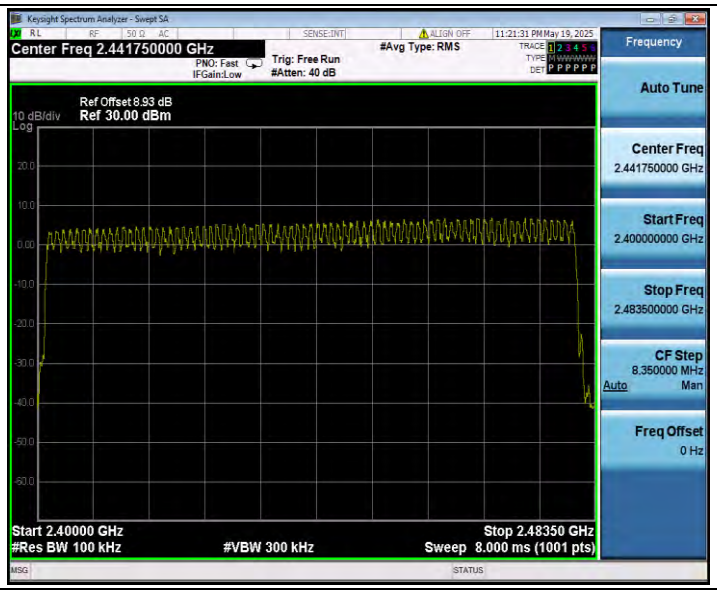
Keysight Spectrum Analyzer - Swept SA
Center Freq 2.441750000 GHz
PNO: Fast
IFGain:Low
Trig: Free Run
#Atten: 40 dB
#Avg Type: RMS
11:21:31 PM May 19, 2025
Ref Offset 8.93 dB
10 dB/div
Ref 30.00 dBm
Log
Start 2.40000 GHz
#Res BW 100 kHz
#VBW 300 kHz
Stop 2.48350 GHz
Sweep 8.000 ms (1001 pts)
Frequency
Auto Tune
Center Freq
2.441750000 GHz
Start Freq
2.400000000 GHz
Stop Freq
2.483500000 GHz
CF Step
8.350000 MHz
Auto
Man
Freq Offset
0 Hz

Appendix A.7: Band edge measurements

Test Result

TestMode	Antenna	ChName	Freq(MHz)	RefLevel [dBm]	Result [dBm]	Limit [dBm]	Verdict
DH1	Ant2	Low	2402	8.57	-36.82	≤-11.43	PASS
		High	2480	9.76	-42.84	≤-10.24	PASS
		Low	Hop_2402	8.14	-42.78	≤-11.86	PASS
		High	Hop_2480	6.97	-48.96	≤-13.03	PASS
2DH1	Ant2	Low	2402	4.61	-41.24	≤-15.39	PASS
		High	2480	5.76	-42.44	≤-14.25	PASS
		Low	Hop_2402	4.27	-46.75	≤-15.73	PASS
		High	Hop_2480	9.44	-49.18	≤-10.56	PASS
3DH1	Ant2	Low	2402	4.65	-38.84	≤-15.35	PASS
		High	2480	5.77	-41.96	≤-14.23	PASS
		Low	Hop_2402	4.41	-41.88	≤-15.59	PASS
		High	Hop_2480	6.64	-45.87	≤-13.36	PASS

Test Graphs

DH1_Ant2_Low_2402

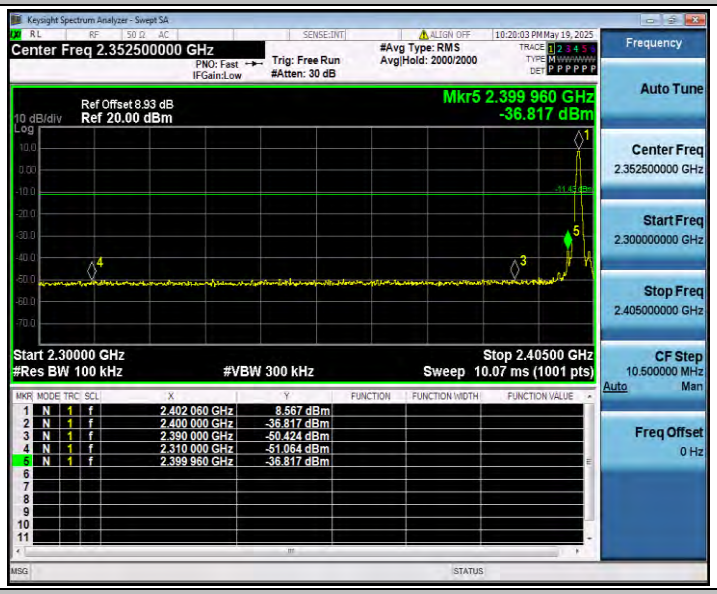

DH1_Ant2_High_2480

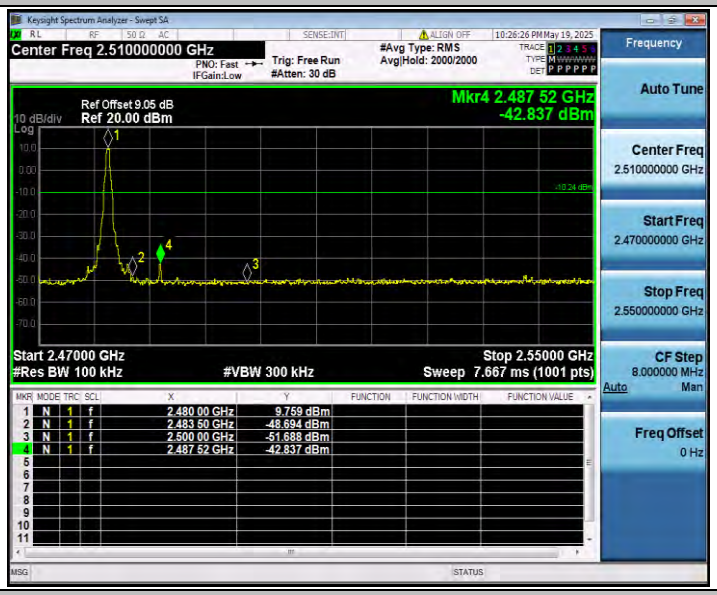

DH1_Ant2_Low_Hop_2402

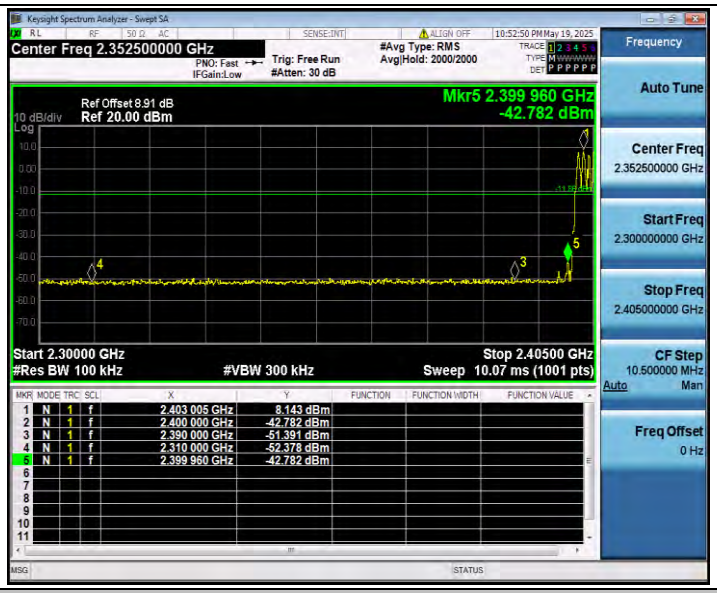

DH1_Ant2_High_Hop_2480

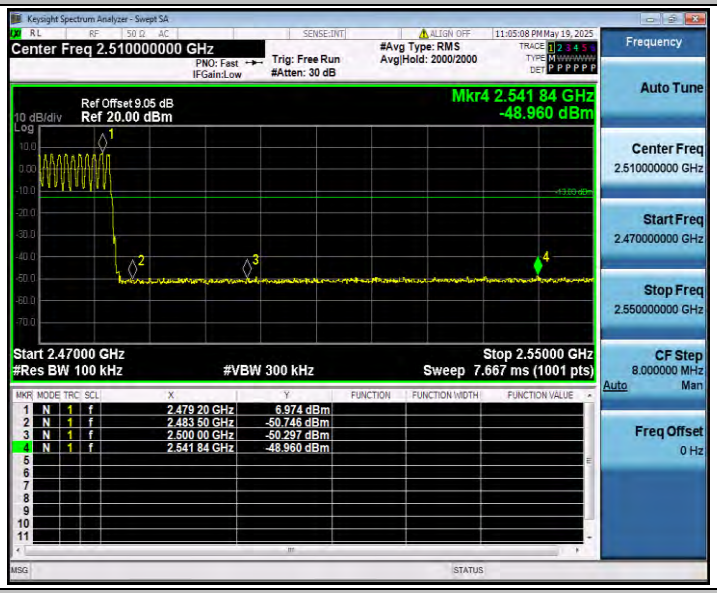

2DH1_Ant2_Low_2402

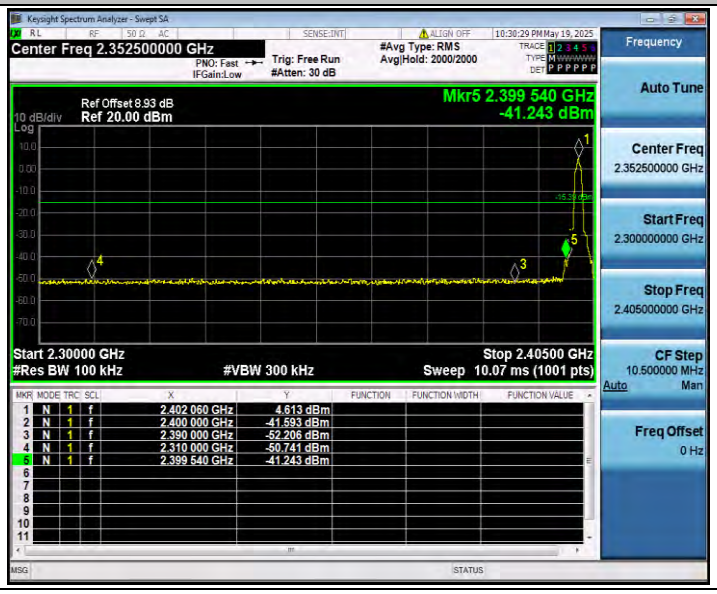

2DH1_Ant2_High_2480

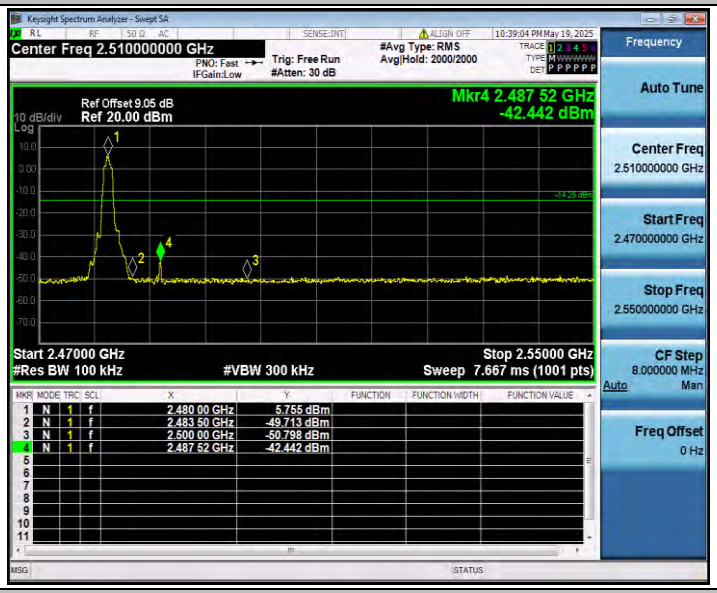

2DH1_Ant2_Low_Hop_2402

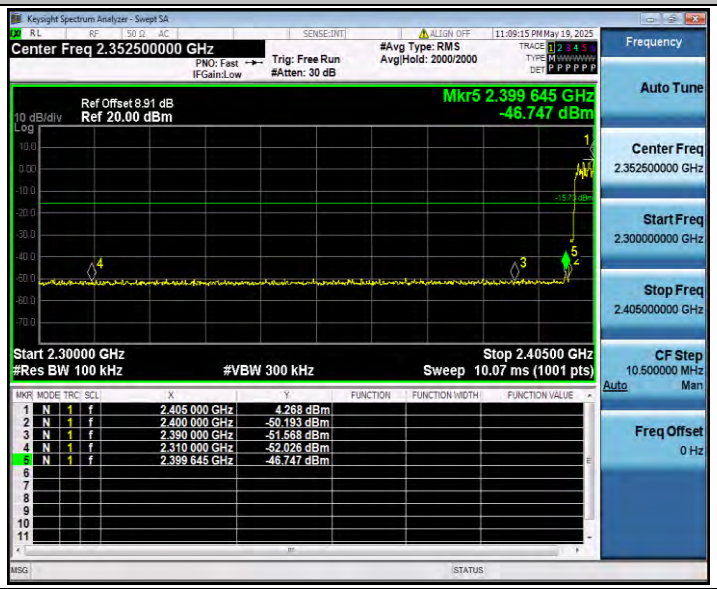

2DH1_Ant2_High_Hop_2480

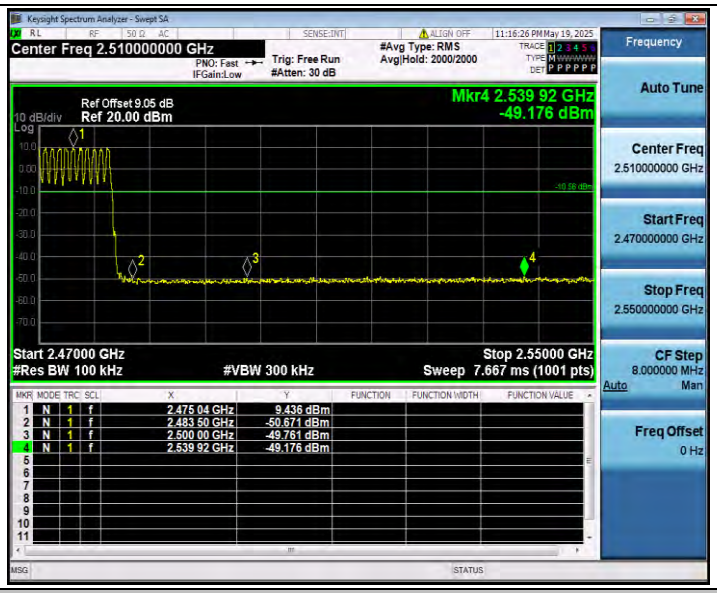

3DH1_Ant2_Low_2402

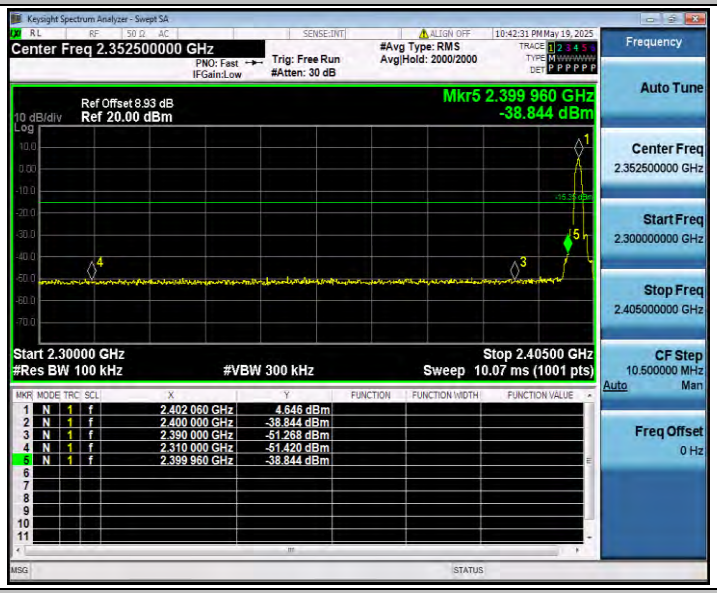

3DH1_Ant2_High_2480

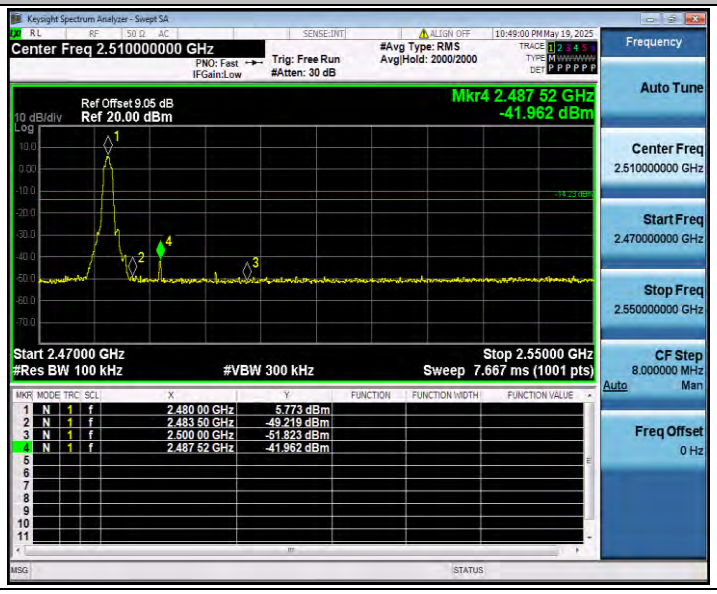

3DH1_Ant2_Low_Hop_2402

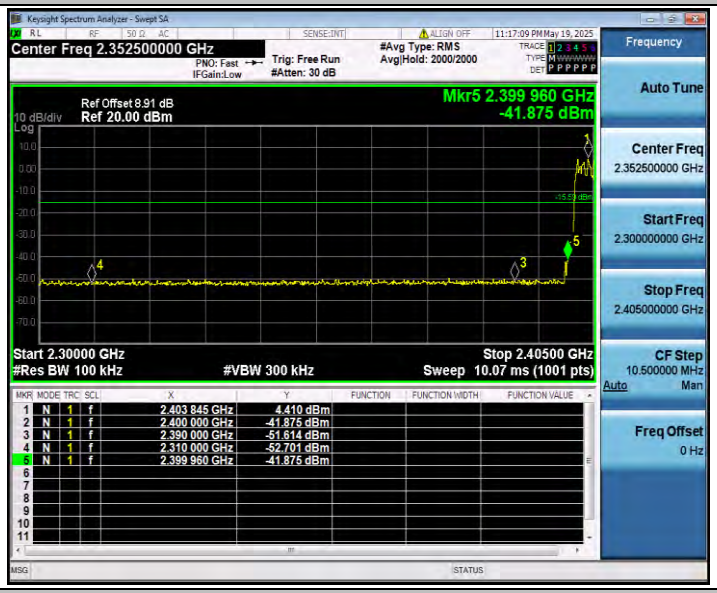

3DH1_Ant2_High_Hop_2480

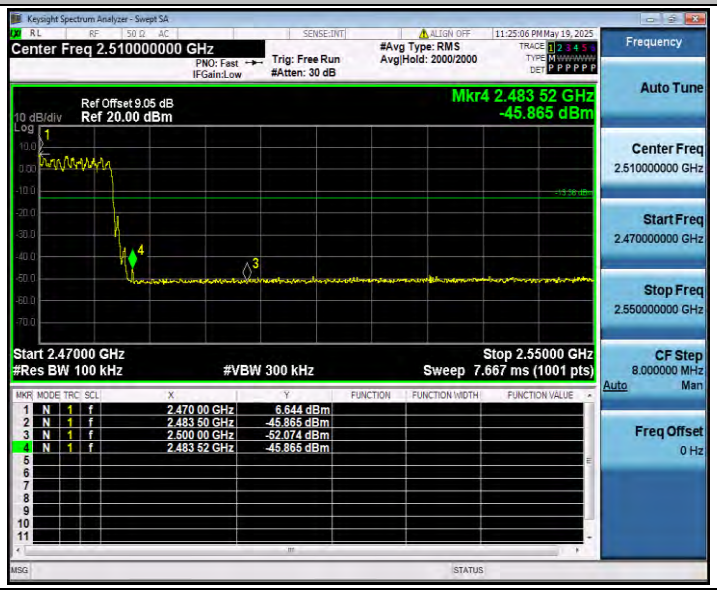

Appendix A.8: Conducted Spurious Emission

Test Result

TestMode	Antenna	Freq(MHz)	FreqRange [MHz]	RefLevel [dBm]	Result [dBm]	Limit [dBm]	Verdict
DH1	Ant2	2402	Reference	8.13	8.13	---	PASS
			30~1000	8.13	-60.09	≤-11.87	PASS
			1000~26500	8.13	-47.71	≤-11.87	PASS
		2441	Reference	8.71	8.71	---	PASS
			30~1000	8.71	-60.66	≤-11.29	PASS
			1000~26500	8.71	-46.69	≤-11.29	PASS
		2480	Reference	9.47	9.47	---	PASS
			30~1000	9.47	-60.32	≤-10.53	PASS
			1000~26500	9.47	-47.65	≤-10.53	PASS
2DH1	Ant2	2402	Reference	4.29	4.29	---	PASS
			30~1000	4.29	-60.62	≤-15.71	PASS
			1000~26500	4.29	-47.36	≤-15.71	PASS
		2441	Reference	5.12	5.12	---	PASS
			30~1000	5.12	-60.87	≤-14.88	PASS
			1000~26500	5.12	-47.36	≤-14.88	PASS
		2480	Reference	5.42	5.42	---	PASS
			30~1000	5.42	-60.41	≤-14.58	PASS
			1000~26500	5.42	-47.71	≤-14.58	PASS
3DH1	Ant2	2402	Reference	4.19	4.19	---	PASS
			30~1000	4.19	-60.43	≤-15.81	PASS
			1000~26500	4.19	-47.55	≤-15.81	PASS
		2441	Reference	5.19	5.19	---	PASS
			30~1000	5.19	-60.95	≤-14.81	PASS
			1000~26500	5.19	-47.5	≤-14.81	PASS
		2480	Reference	5.64	5.64	---	PASS
			30~1000	5.64	-59.97	≤-14.36	PASS
			1000~26500	5.64	-47.41	≤-14.36	PASS

Test Graphs

DH1_Ant2_2402_0~Reference

DH1_Ant2_2402_30~1000

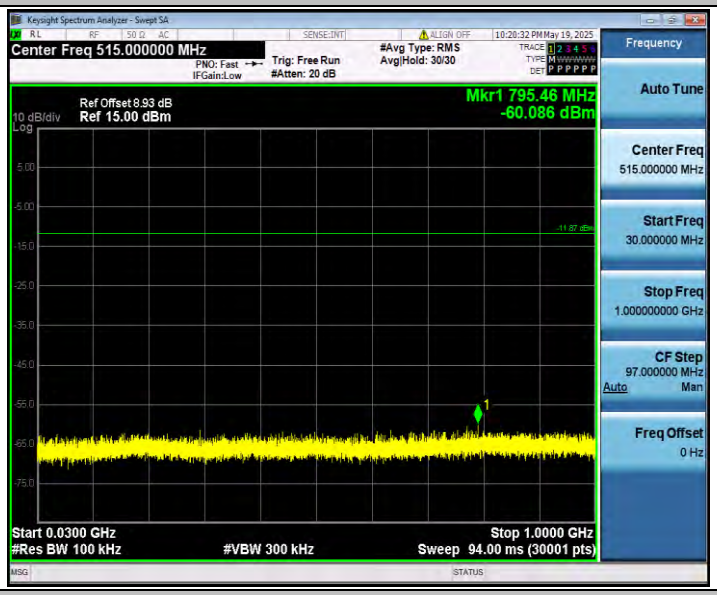

DH1_Ant2_2402_1000~26500

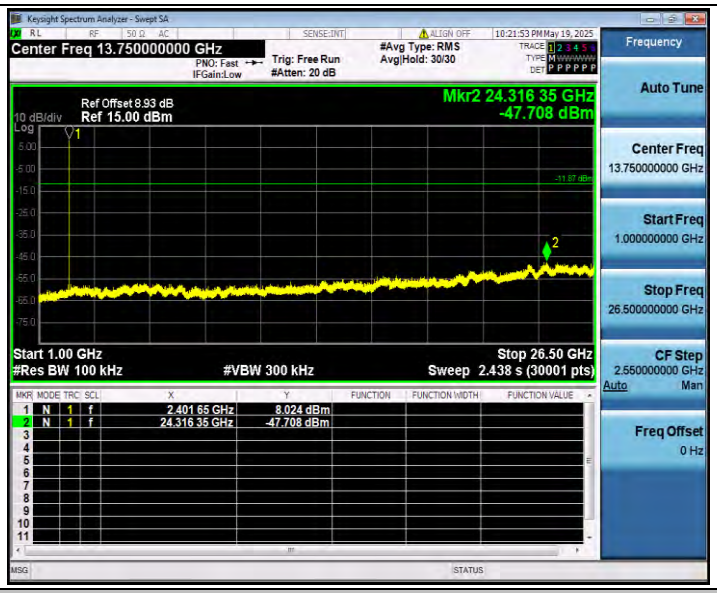

DH1_Ant2_2441_0~Reference

DH1_Ant2_2441_30~1000

DH1_Ant2_2441_1000~26500

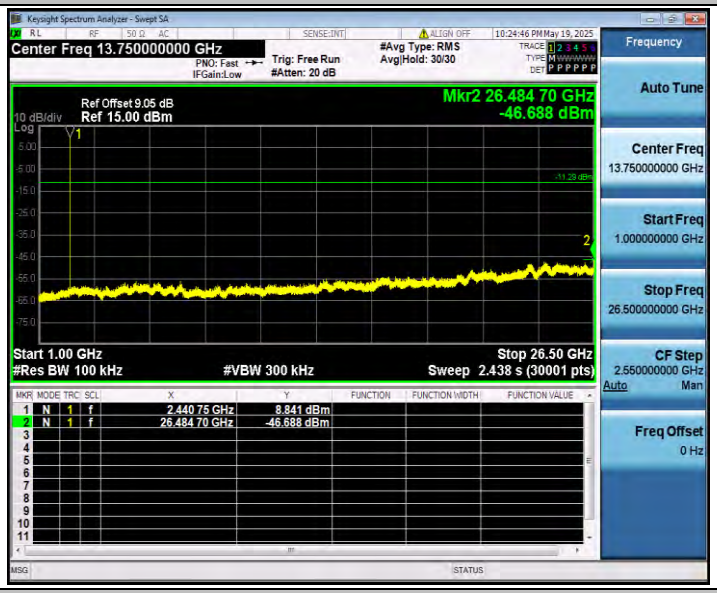

DH1_Ant2_2480_0~Reference

DH1_Ant2_2480_30~1000

DH1_Ant2_2480_1000~26500

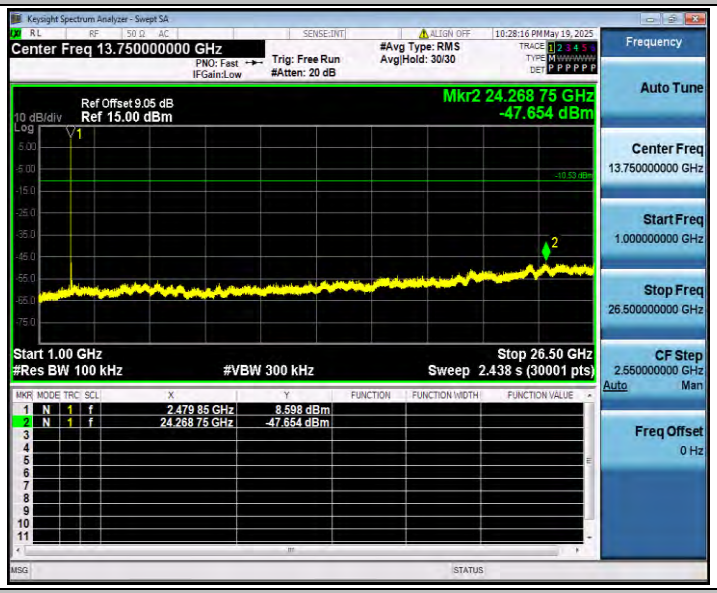

2DH1_Ant2_2402_0~Reference

2DH1_Ant2_2402_30~1000

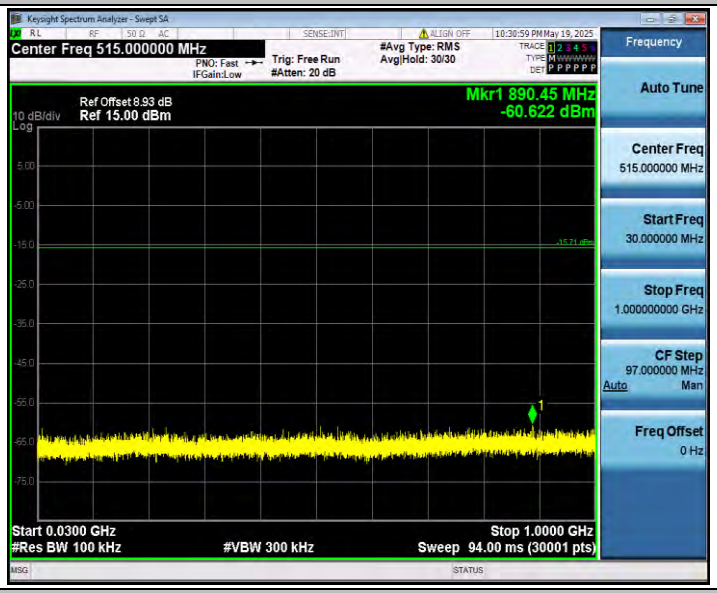

2DH1_Ant2_2402_1000~26500

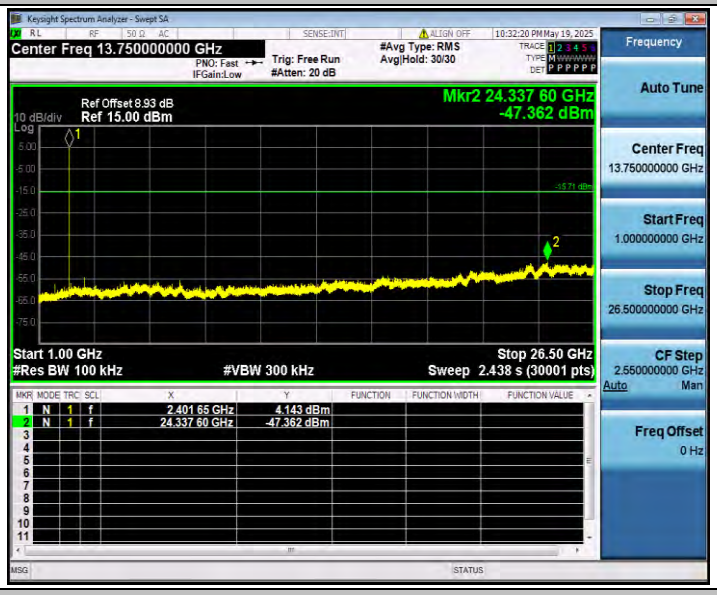

2DH1_Ant2_2441_0~Reference

2DH1_Ant2_2441_30~1000

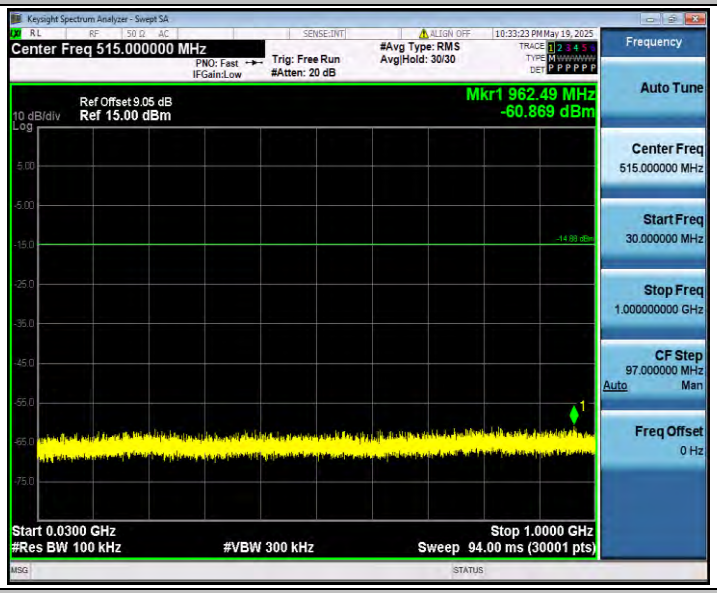

2DH1_Ant2_2441_1000~26500

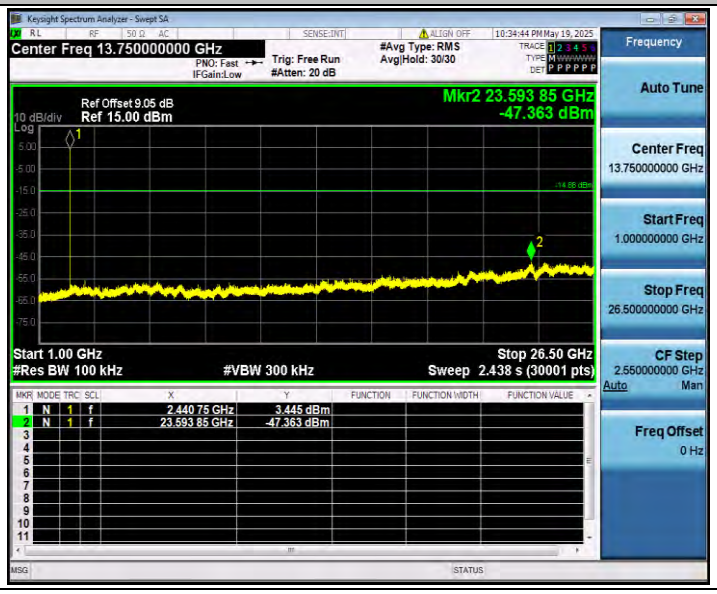

2DH1_Ant2_2480_0~Reference

2DH1_Ant2_2480_30~1000

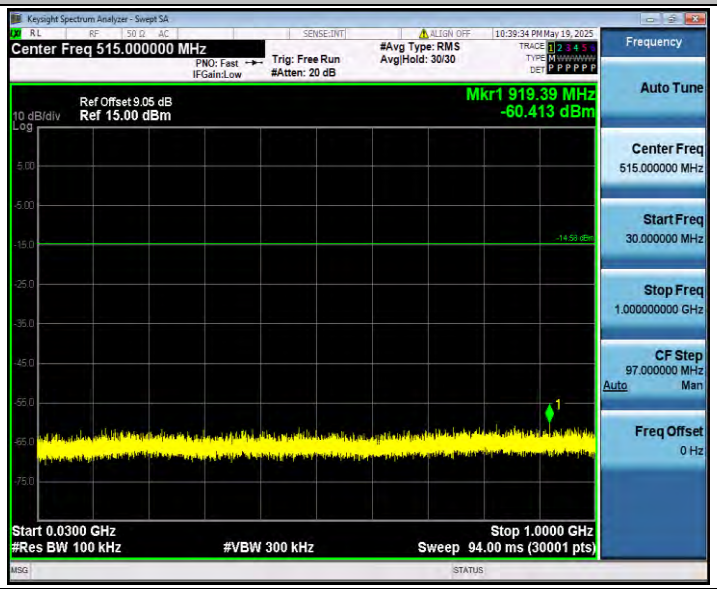

2DH1_Ant2_2480_1000~26500

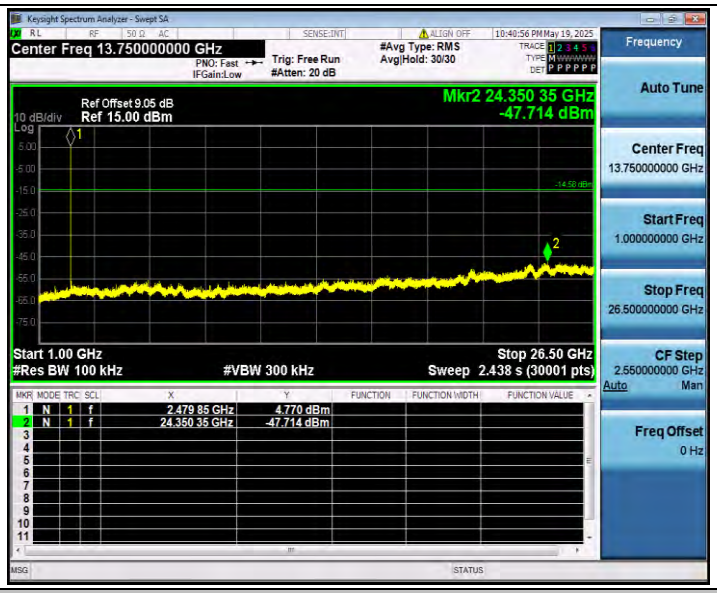

3DH1_Ant2_2402_0~Reference

3DH1_Ant2_2402_30~1000

3DH1_Ant2_2402_1000~26500

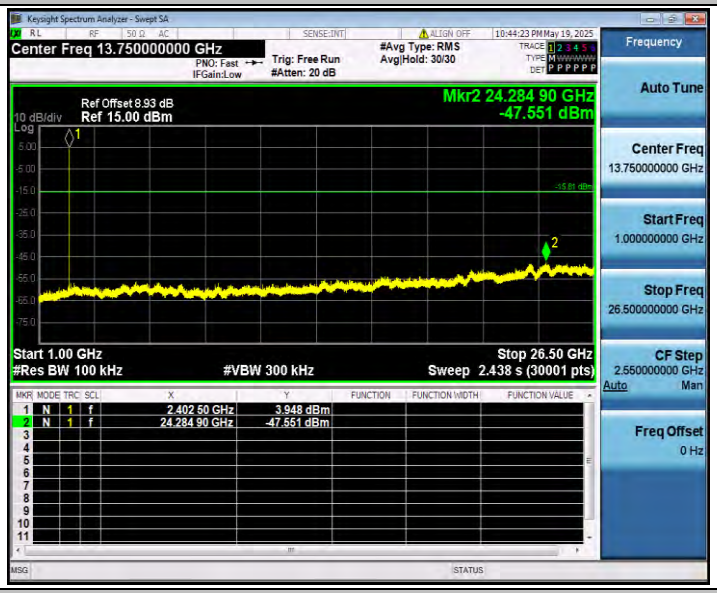

3DH1_Ant2_2441_0~Reference

3DH1_Ant2_2441_30~1000

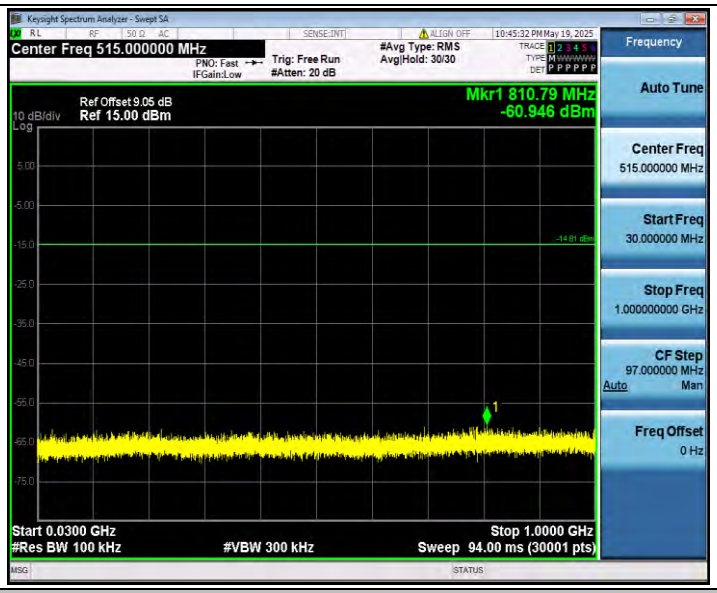

3DH1_Ant2_2441_1000~26500

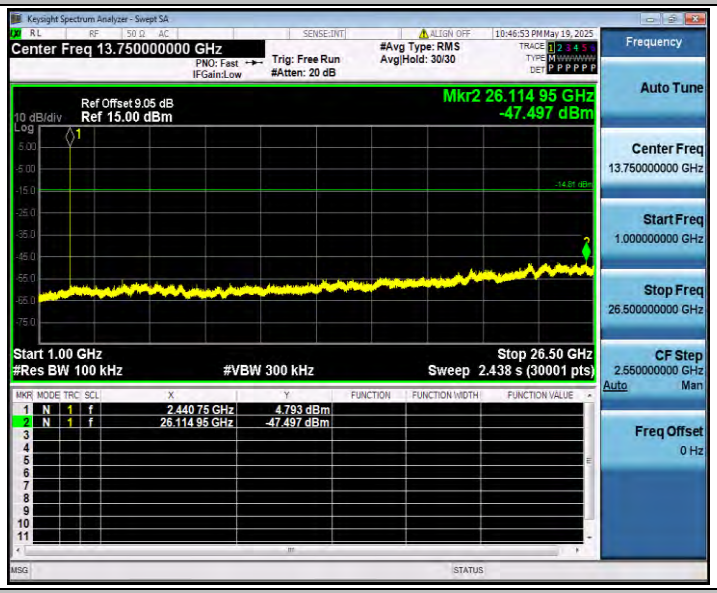

3DH1_Ant2_2480_0~Reference

3DH1_Ant2_2480_30~1000

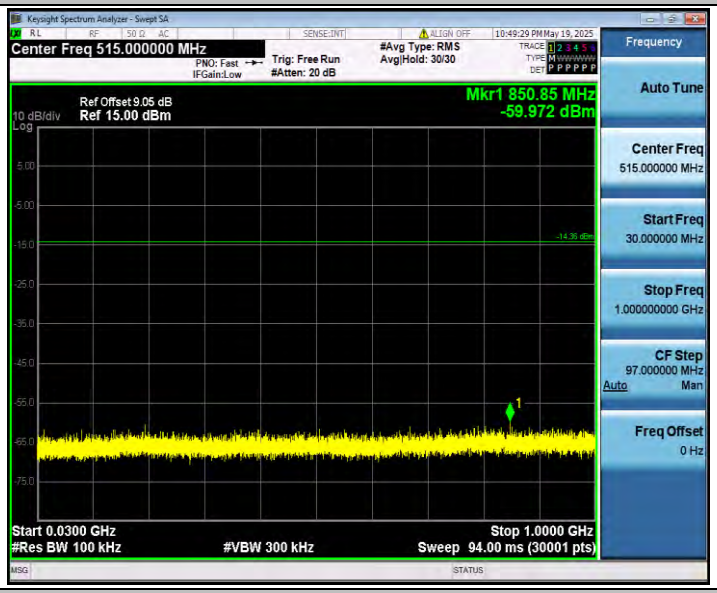
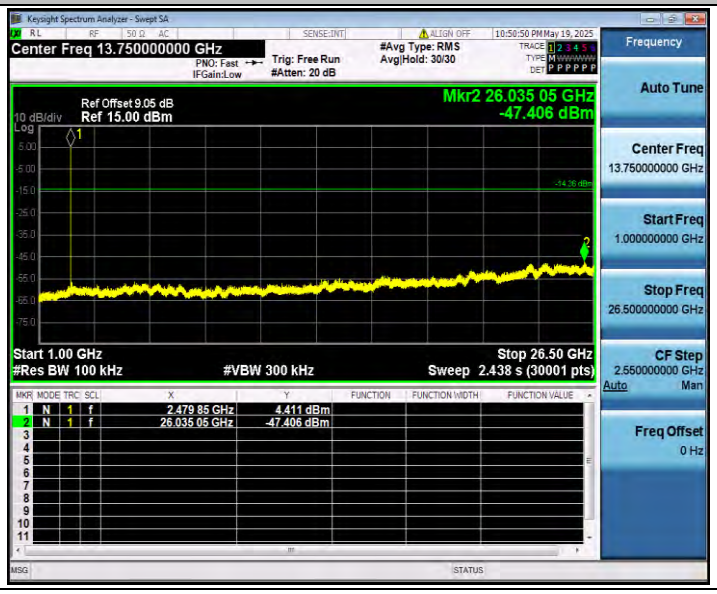
3DH1_Ant2_2480_1000~26500