Case No. : GTS20250410010-1-04	
Ambient Condition: 22 ℃, 52 %RH	
According Standard: ■Part15E	
Test Date: 2025.5.16	**Test Engineer:** Evan ouyang

Appendix D.1: Emission Bandwidth

Test Result

TestMode	Antenna	Freq(MHz)	26db EBW [MHz]	FL[MHz]	FH[MHz]	Limit[MHz]	Verdict
11A	Ant0	5180	22.800	5168.680	5191.480	---	---
		5200	23.320	5188.400	5211.720	---	---
		5240	22.960	5228.640	5251.600	---	---
11N20SISO	Ant0	5180	23.160	5168.320	5191.480	---	---
		5200	23.440	5188.080	5211.520	---	---
		5240	23.520	5228.080	5251.600	---	---
11N40SISO	Ant0	5190	43.120	5168.560	5211.680	---	---
		5230	42.560	5208.720	5251.280	---	---
11AC20SISO	Ant0	5180	23.040	5168.400	5191.440	---	---
		5200	23.480	5188.400	5211.880	---	---
		5240	22.920	5228.480	5251.400	---	---
11AC40SISO	Ant0	5190	42.800	5168.880	5211.680	---	---
		5230	43.440	5208.080	5251.520	---	---
11AC80SISO	Ant0	5210	84.640	5167.920	5252.560	---	---

Test Graphs

11A_Ant0_5180

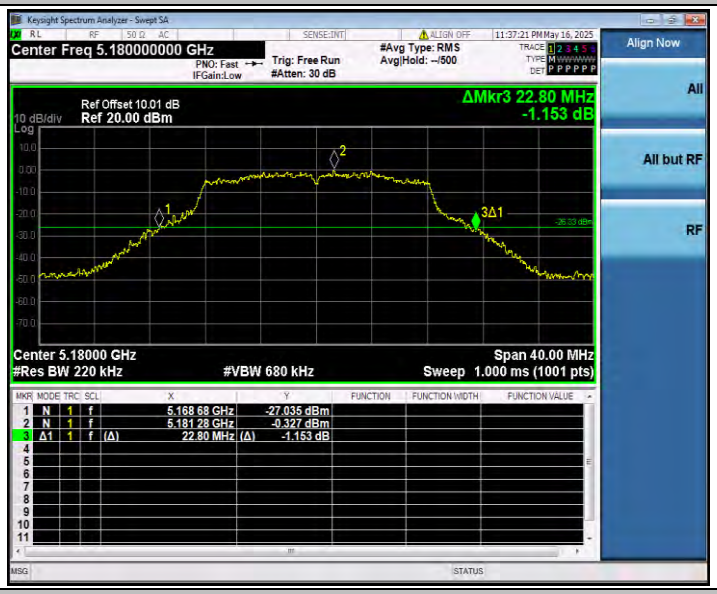

11A_Ant0_5200

11A_Ant0_5240

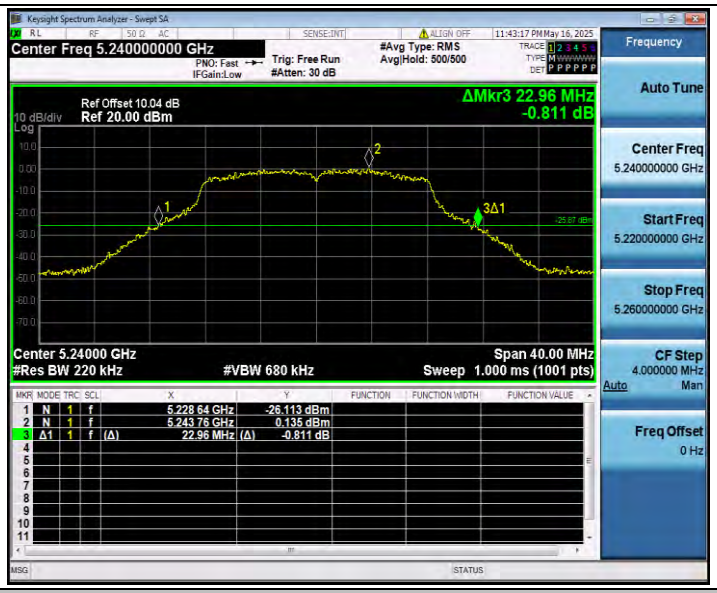

11N20SISO_Ant0_5180

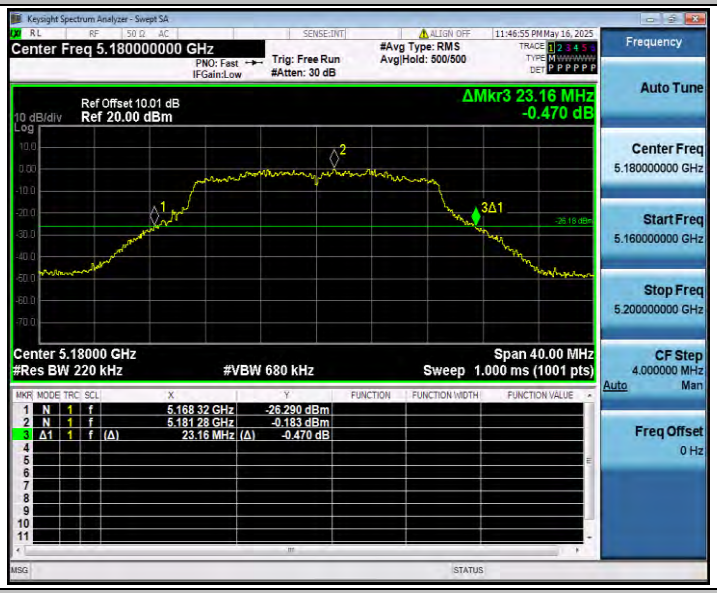

11N20SISO_Ant0_5200

11N20SISO_Ant0_5240

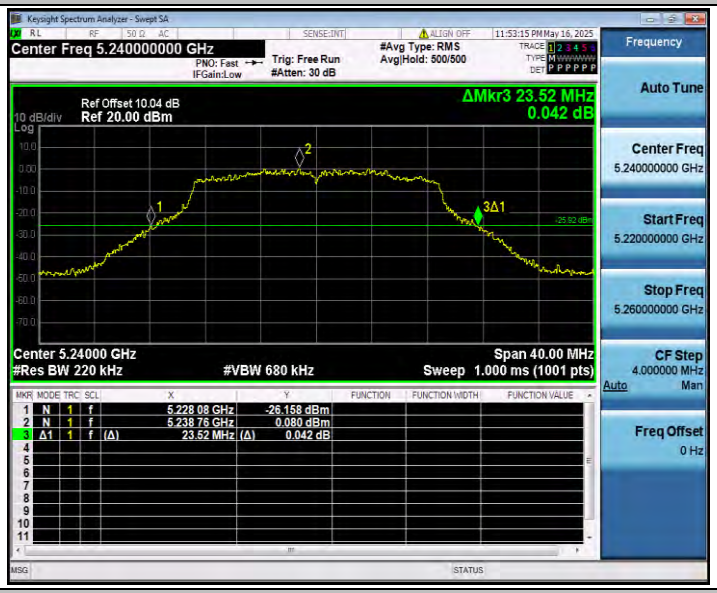

11N40SISO_Ant0_5190

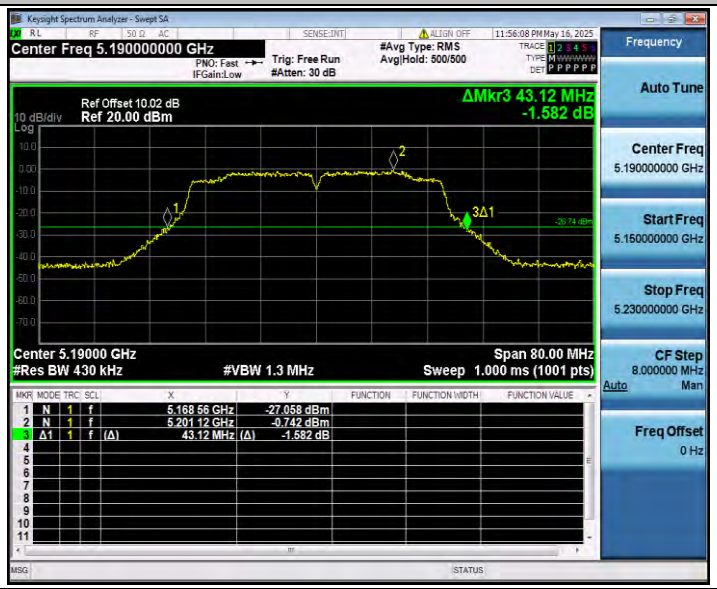

11N40SISO_Ant0_5230

11AC20SISO_Ant0_5180

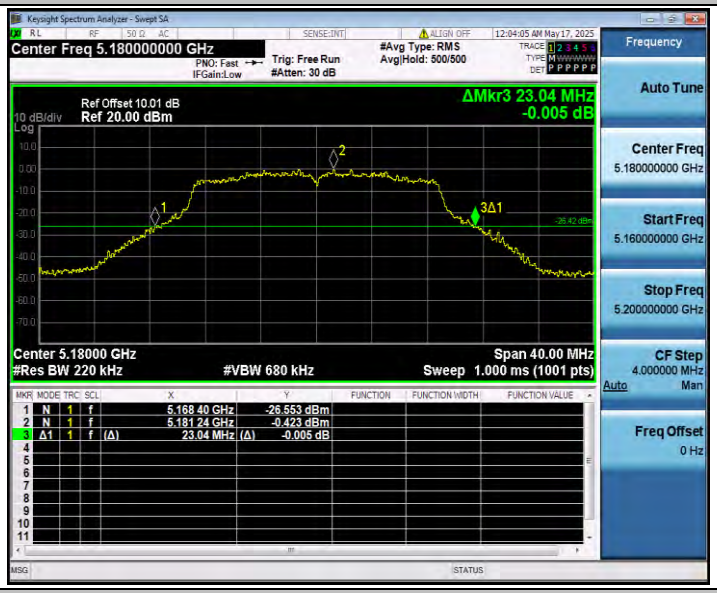

11AC20SISO_Ant0_5200

11AC20SISO_Ant0_5240

11AC40SISO_Ant0_5190

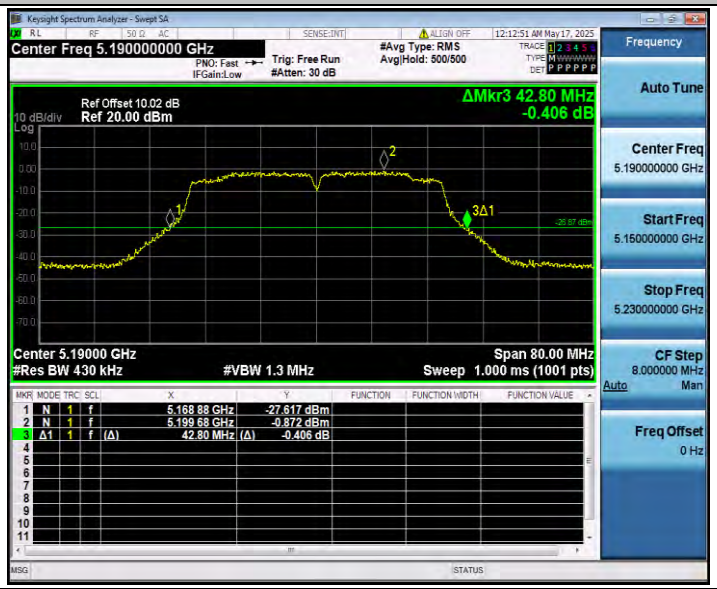

11AC40SISO_Ant0_5230

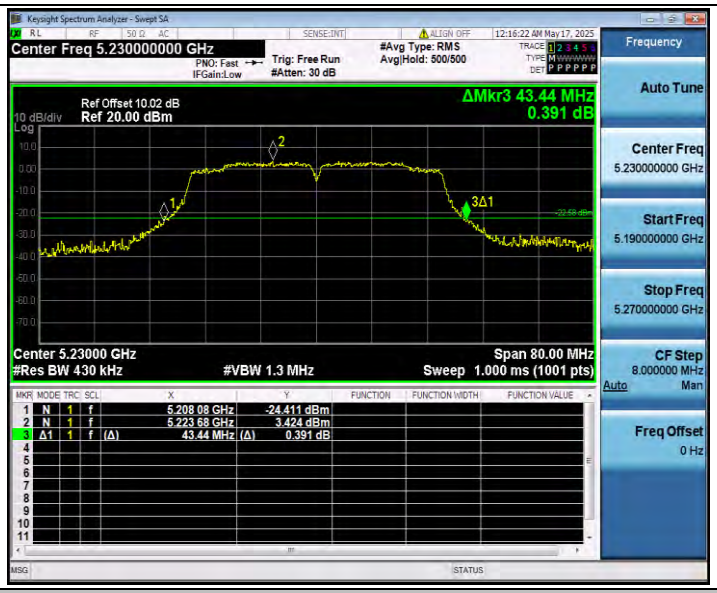

11AC80SISO_Ant0_5210

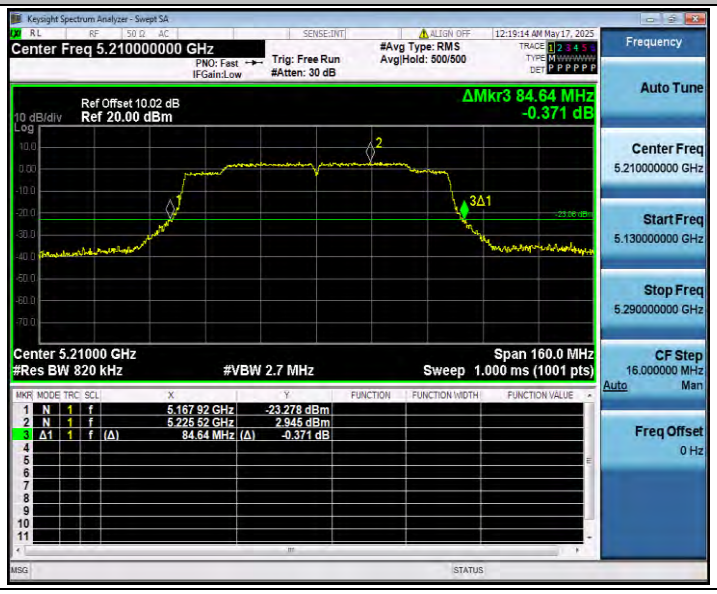

Appendix D.2: Occupied channel bandwidth

Test Result

TestMode	Antenna	Freq(MHz)	OCB [MHz]	FL[MHz]	FH[MHz]	Limit[MHz]	Verdict
11A	Ant0	5180	17.056	5171.4389	5188.4949	---	---
		5200	17.075	5191.4551	5208.5301	---	---
		5240	17.066	5231.4676	5248.5336	---	---
11N20SISO	Ant0	5180	18.026	5171.0154	5189.0414	---	---
		5200	17.980	5191.0131	5208.9931	---	---
		5240	18.057	5230.9627	5249.0197	---	---
11N40SISO	Ant0	5190	36.153	5171.9872	5208.1402	---	---
		5230	36.271	5211.8859	5248.1569	---	---
11AC20SISO	Ant0	5180	18.045	5170.9784	5189.0234	---	---
		5200	18.089	5190.9547	5209.0437	---	---
		5240	18.081	5230.9516	5249.0326	---	---
11AC40SISO	Ant0	5190	36.160	5171.9849	5208.1449	---	---
		5230	36.248	5211.9489	5248.1969	---	---
11AC80SISO	Ant0	5210	75.175	5172.5903	5247.7653	---	---

Test Graphs

11A_Ant0_5180

11A_Ant0_5200

11A_Ant0_5240

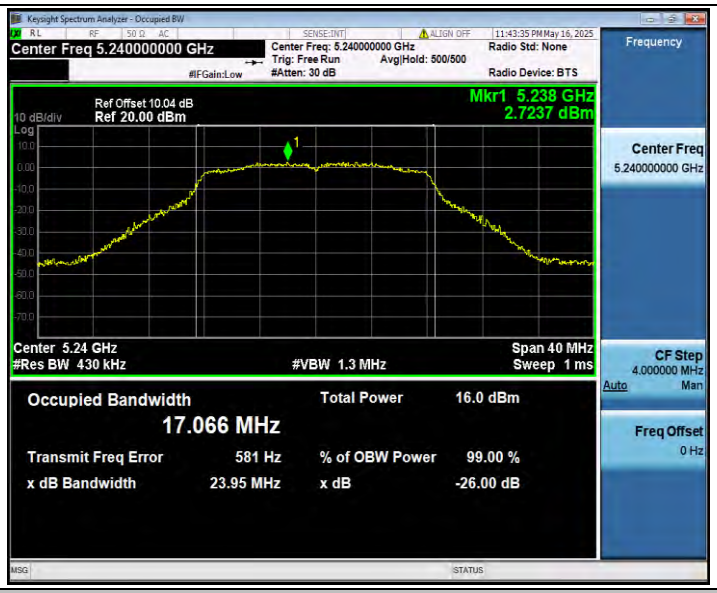

11N20SISO_Ant0_5180

11N20SISO_Ant0_5200

11N20SISO_Ant0_5240

11N40SISO_Ant0_5190

11N40SISO_Ant0_5230

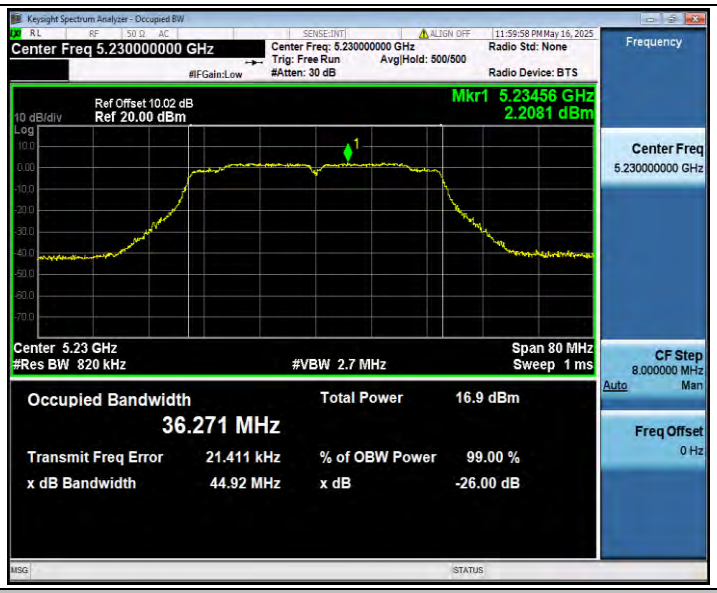

11AC20SISO_Ant0_5180

11AC20SISO_Ant0_5200

11AC20SISO_Ant0_5240

11AC40SISO_Ant0_5190

11AC40SISO_Ant0_5230

11AC80SISO_Ant0_5210

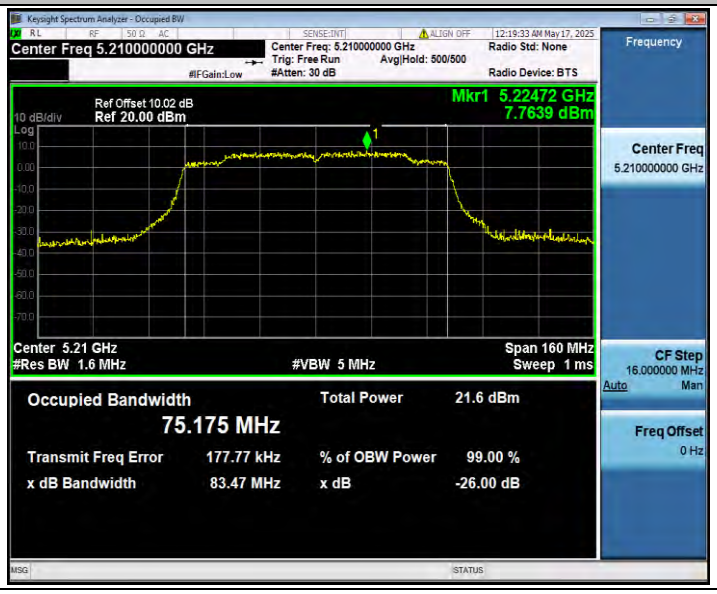

Appendix D.3: Duty Cycle

Test Result

TestMode	Antenna	Freq(MHz)	Transmission Duration [ms]	Transmission Period [ms]	Duty Cycle [%]	Duty Cycle Factor[dB]	1/T Factor[KHz]
11A	Ant0	5180	2.09	2.14	97.66	0.10	0.48
		5200	2.09	2.14	97.66	0.10	0.48
		5240	2.09	2.13	98.12	0.08	0.48
11N20SISO	Ant0	5180	3.98	4.02	99.00	0.04	0.25
		5200	3.97	4.02	98.76	0.05	0.25
		5240	3.98	4.02	99.00	0.04	0.25
11N40SISO	Ant0	5190	3.98	4.02	99.00	0.04	0.25
		5230	3.97	4.02	98.76	0.05	0.25
11AC20SISO	Ant0	5180	3.94	3.99	98.75	0.05	0.25
		5200	3.94	3.99	98.75	0.05	0.25
		5240	3.95	3.99	99.00	0.04	0.25
11AC40SISO	Ant0	5190	3.96	4.01	98.75	0.05	0.25
		5230	3.96	4.01	98.75	0.05	0.25
11AC80SISO	Ant0	5210	3.97	4.01	99.00	0.04	0.25

Test Graphs

11A_Ant0_5180

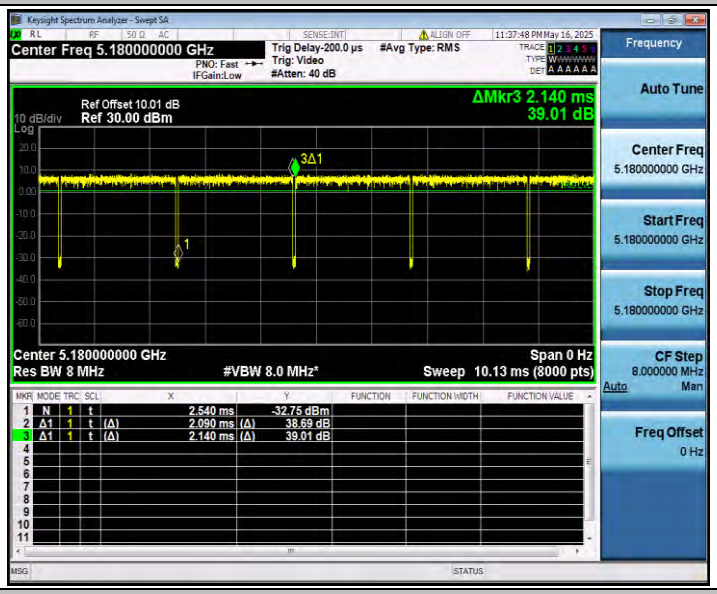

11A_Ant0_5200

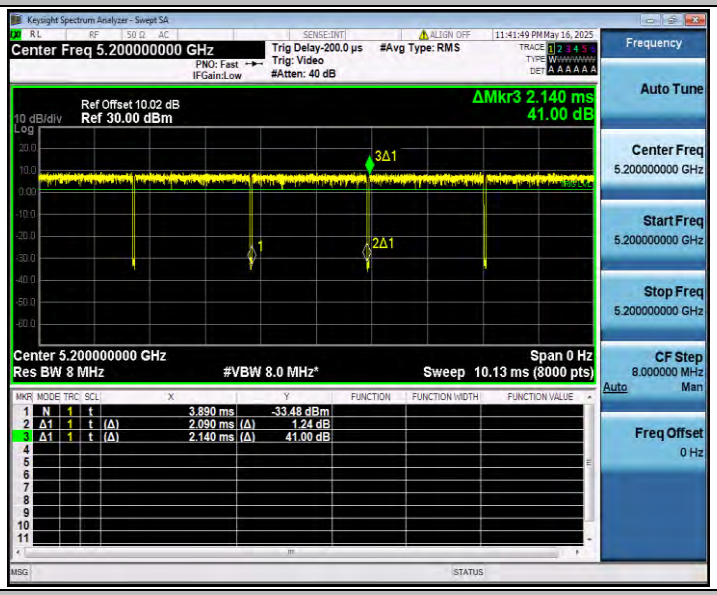

11A_Ant0_5240

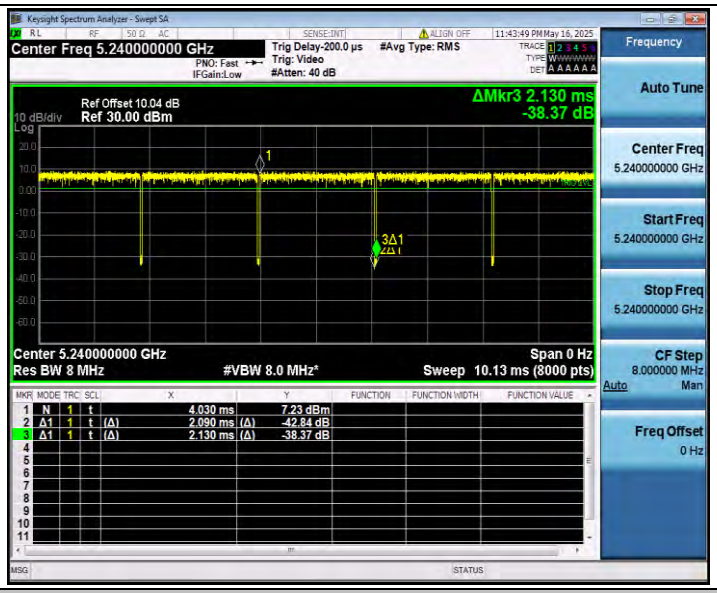

11N20SISO_Ant0_5180

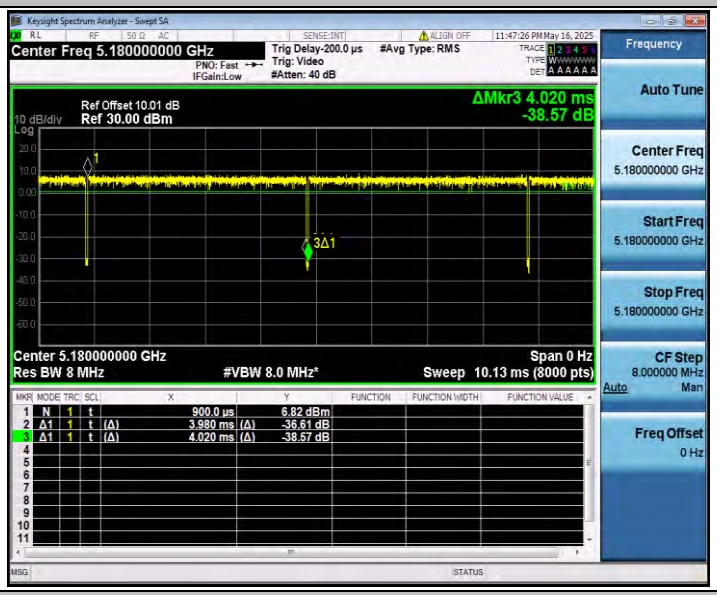

11N20SISO_Ant0_5200

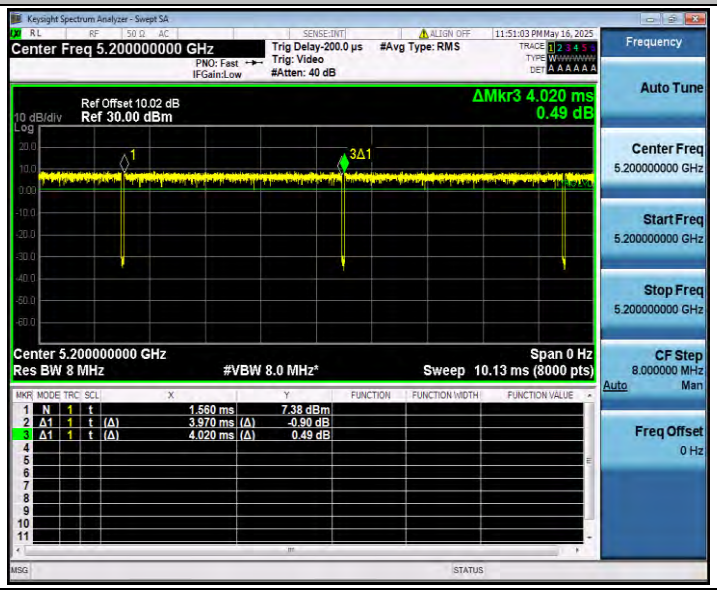

11N20SISO_Ant0_5240
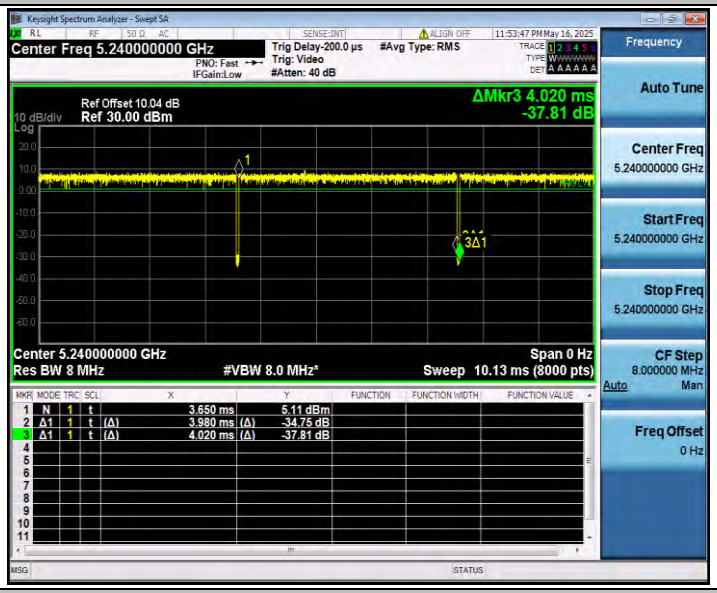
11N40SISO_Ant0_5190
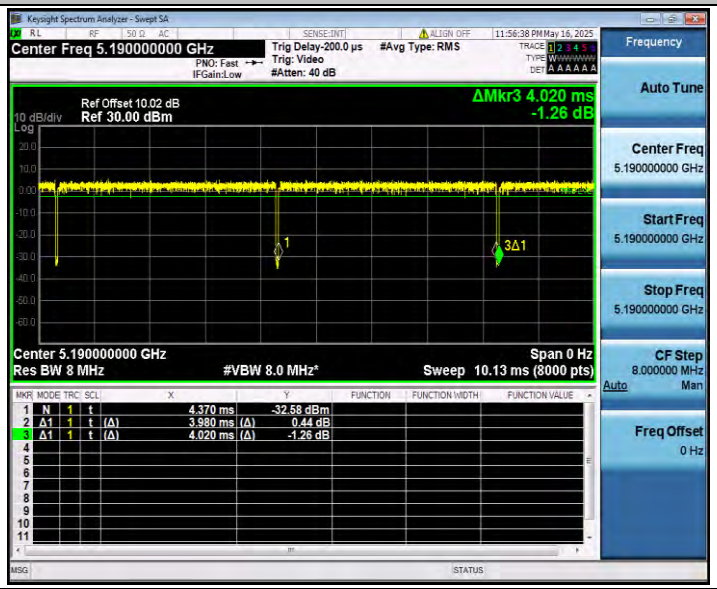
11N40SISO_Ant0_5230

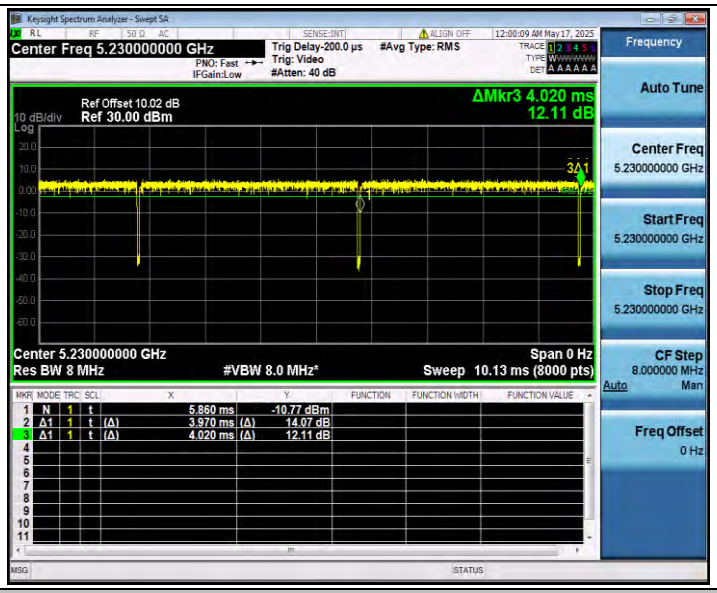

11AC20SISO_Ant0_5180

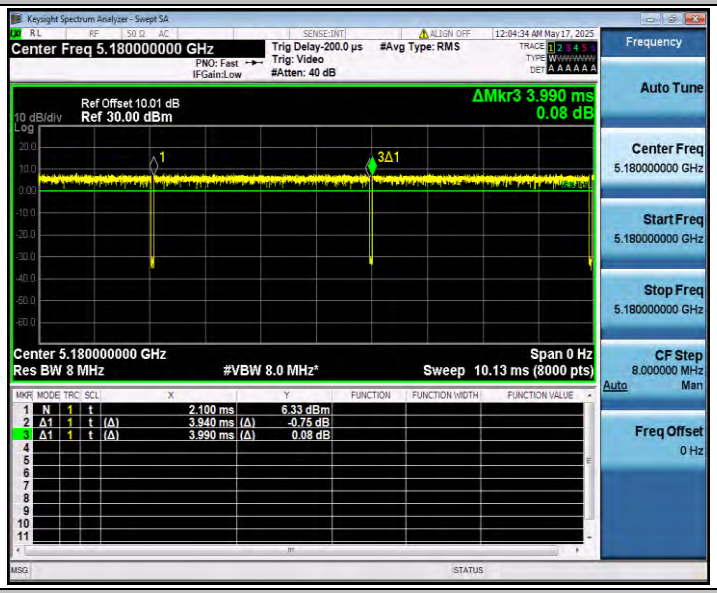

11AC20SISO_Ant0_5200

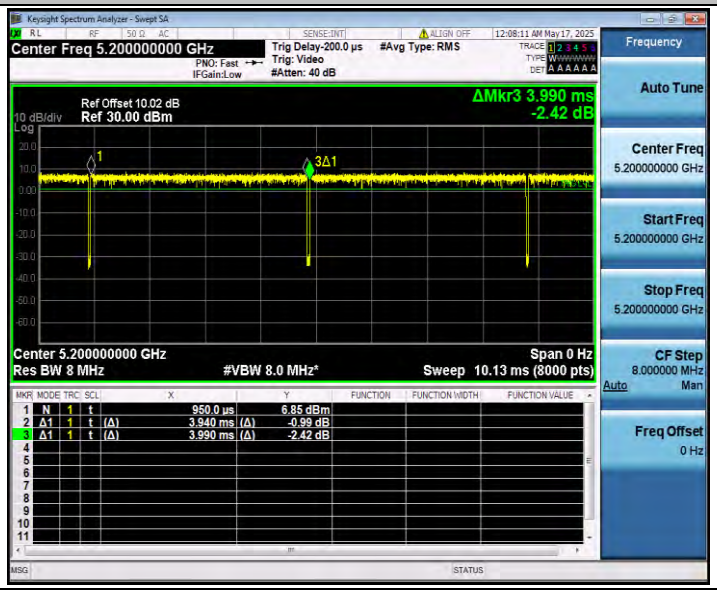

11AC20SISO_Ant0_5240

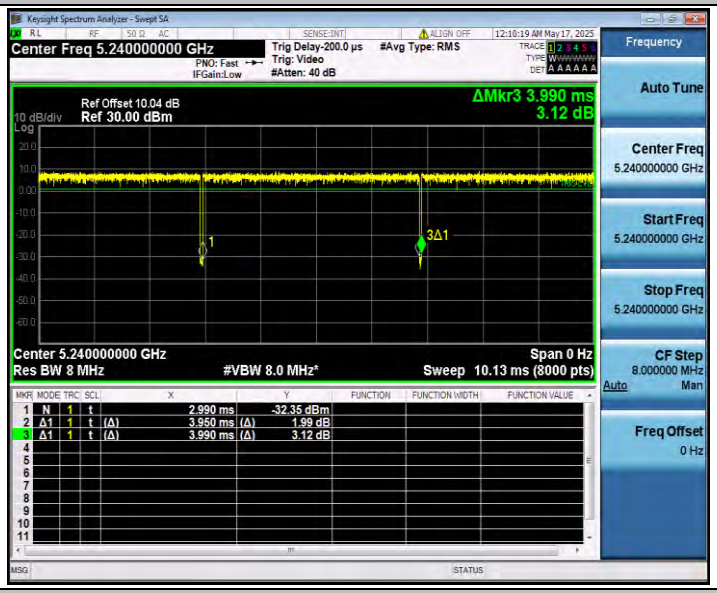

11AC40SISO_Ant0_5190

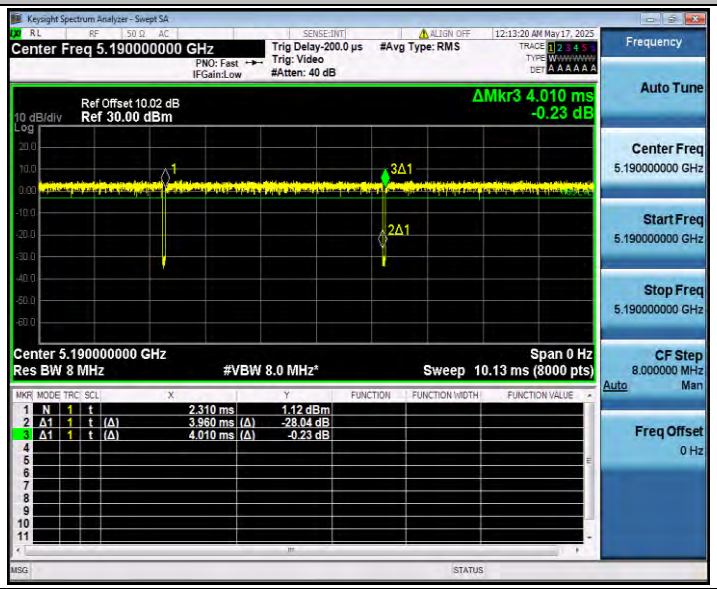

11AC40SISO_Ant0_5230

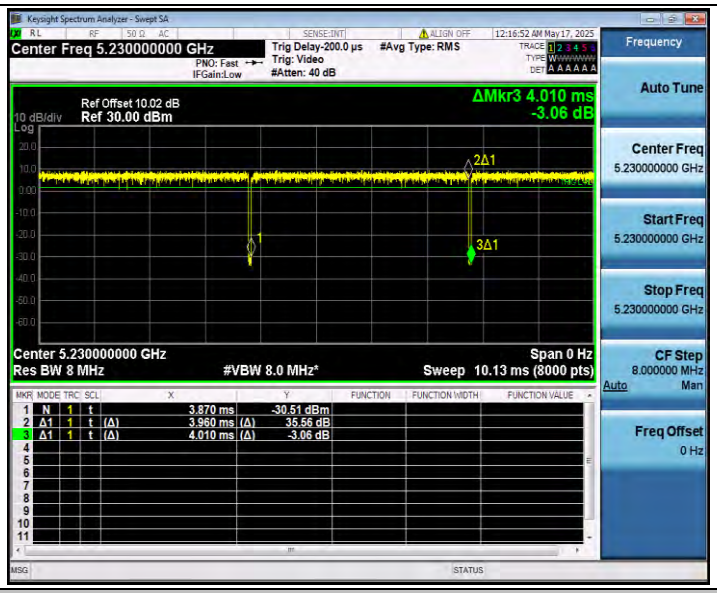

11AC80SISO_Ant0_5210

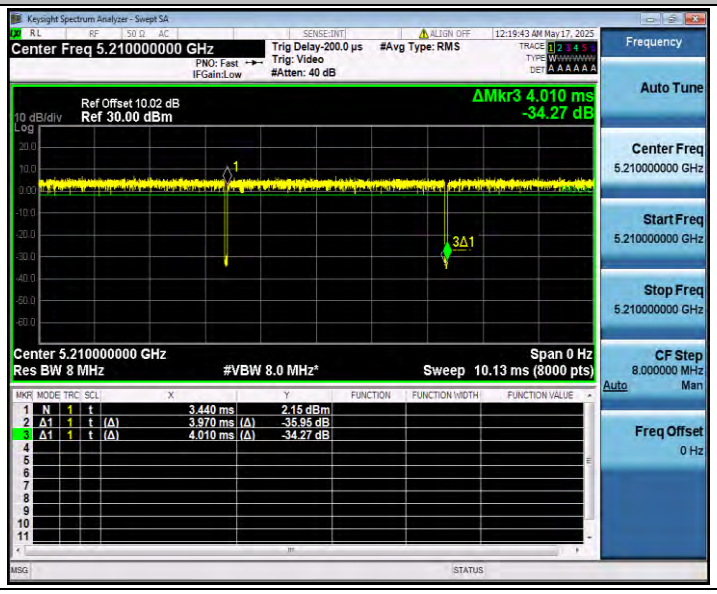

Appendix D.4: Maximum conducted output power

Test Result Channel Power

Test Mode	Antenna	Freq(MHz)	Channel Powert [dBm]	Duty Cycle [%]	DC Factor [dBm]	Result [dBm]	Limit [dBm]	Verdict
11A	Ant0	5180	10.59	97.66	0.10	10.69	≤23.98	PASS
		5200	10.05	97.66	0.10	10.15	≤23.98	PASS
		5240	10.02	98.12	0.08	10.10	≤23.98	PASS
11N20SISO	Ant0	5180	10.55	99.00	0.04	10.59	≤23.98	PASS
		5200	10.09	98.76	0.05	10.14	≤23.98	PASS
		5240	9.99	99.00	0.04	10.03	≤23.98	PASS
11N40SISO	Ant0	5190	9.96	99.00	0.04	10.00	≤23.98	PASS
		5230	10.26	98.76	0.05	10.31	≤23.98	PASS
11AC20SISO	Ant0	5180	10.45	98.75	0.05	10.50	≤23.98	PASS
		5200	10.94	98.75	0.05	10.99	≤23.98	PASS
		5240	10.92	99.00	0.04	10.96	≤23.98	PASS
11AC40SISO	Ant0	5190	10.77	98.75	0.05	10.82	≤23.98	PASS
		5230	13.28	98.75	0.05	13.33	≤23.98	PASS
11AC80SISO	Ant0	5210	12.68	99.00	0.04	12.72	≤23.98	PASS

Appendix D.5: Maximum power spectral density

Test Result

TestMode	Antenna	Freq(MHz)	Result [dBm/MHz]	Limit[dBm/MHz]	Verdict
11A	Ant0	5180	-2.32	≤11.00	PASS
		5200	-1.74	≤11.00	PASS
		5240	-1.65	≤11.00	PASS
11N20SISO	Ant0	5180	-2.61	≤11.00	PASS
		5200	-2.05	≤11.00	PASS
		5240	-2.04	≤11.00	PASS
11N40SISO	Ant0	5190	-5.12	≤11.00	PASS
		5230	-5.03	≤11.00	PASS
11AC20SISO	Ant0	5180	-2.62	≤11.00	PASS
		5200	-2.08	≤11.00	PASS
		5240	-2.07	≤11.00	PASS
11AC40SISO	Ant0	5190	-5.33	≤11.00	PASS
		5230	-0.92	≤11.00	PASS
11AC80SISO	Ant0	5210	-4.42	≤11.00	PASS

Note：1.The Result and Limit Unit is dBm/500 kHz in the band 5.725–5.85 GHz.
2.The Duty Cycle Factor and RBW Factor is compensated in the graph.

Test Graphs

11A_Ant0_5180

11A_Ant0_5200

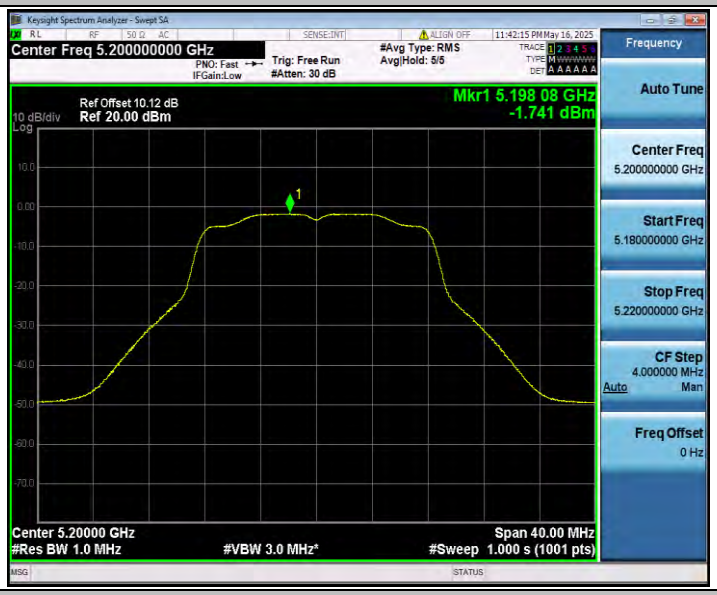

11A_Ant0_5240

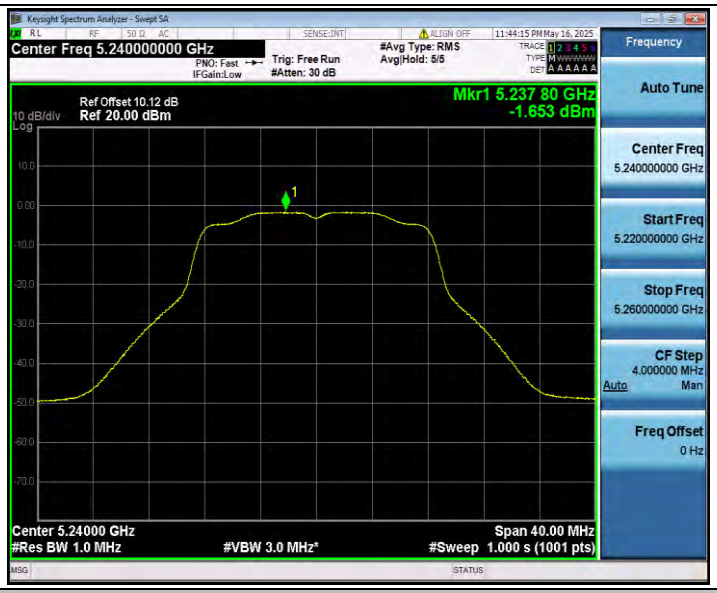

11N20SISO_Ant0_5180

11N20SISO_Ant0_5200

11N20SISO_Ant0_5240
11N40SISO_Ant0_5190
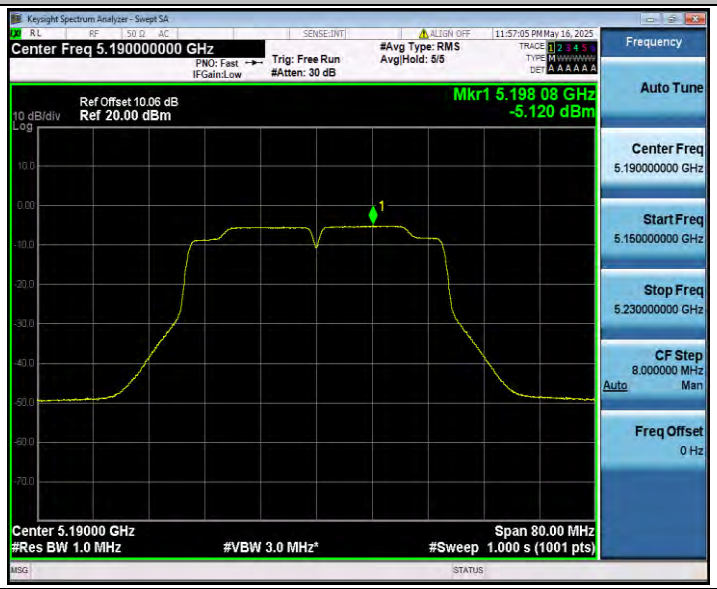
11N40SISO_Ant0_5230

11AC20SISO_Ant0_5180

11AC20SISO_Ant0_5200

11AC20SISO_Ant0_5240

11AC40SISO_Ant0_5190

11AC40SISO_Ant0_5230

11AC80SISO_Ant0_5210

Appendix D.6: Band edge measurements

Test Result B1

TestMode	Antenna	ChName	Freq(MHz)	Result[dBm]	Limit[dBm]	Verdict
11A	Ant0	Low	5180	-37.41	≤-27	PASS
		High	5240	-37.25	≤-27	PASS
11N20SISO	Ant0	Low	5180	-37.03	≤-27	PASS
		High	5240	-37.17	≤-27	PASS
11N40SISO	Ant0	Low	5190	-36.24	≤-27	PASS
		High	5230	-37.3	≤-27	PASS
11AC20SISO	Ant0	Low	5180	-37.36	≤-27	PASS
		High	5240	-36.11	≤-27	PASS
11AC40SISO	Ant0	Low	5190	-37.59	≤-27	PASS
		High	5230	-36.64	≤-27	PASS
11AC80SISO	Ant0	Low	5210	-34.19	≤-27	PASS
		High	5210	-36.39	≤-27	PASS

Test Graphs B1

11A_Ant0_Low_5180
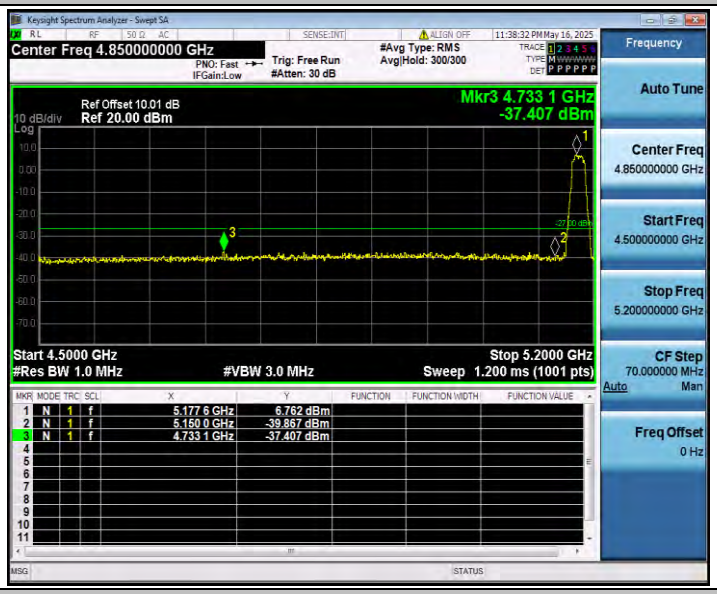
11A_Ant0_High_5240
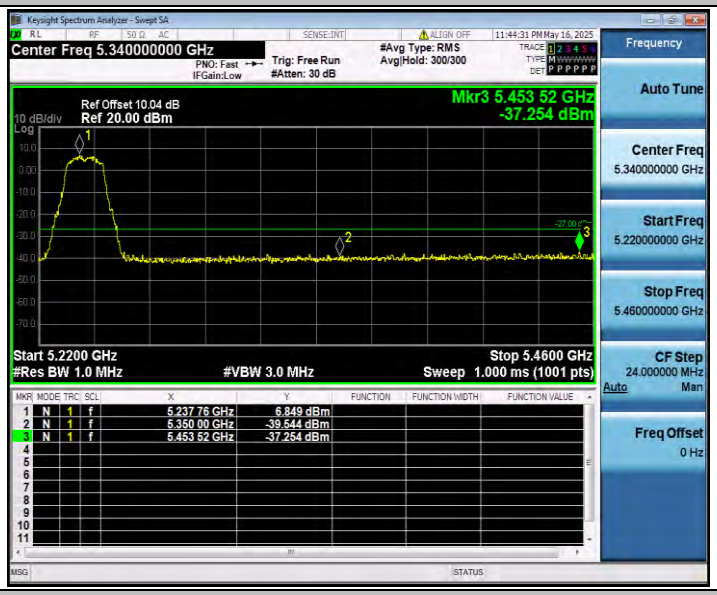
11N20SISO_Ant0_Low_5180

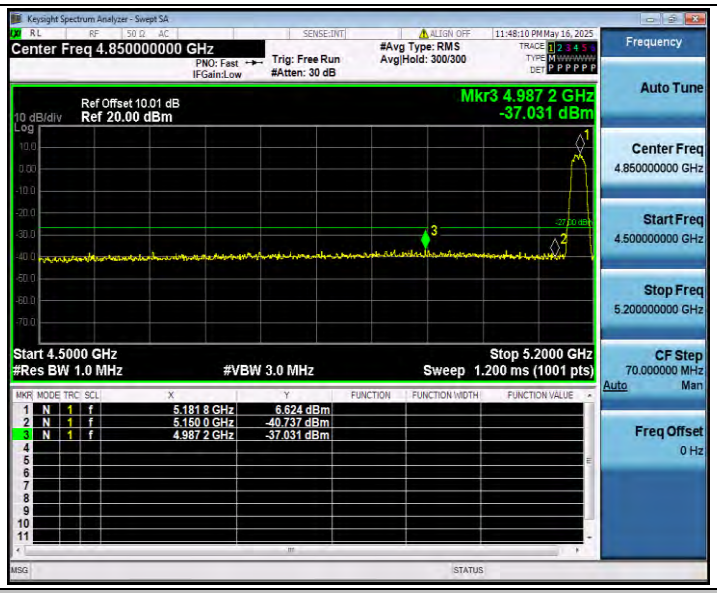

11N20SISO_Ant0_High_5240

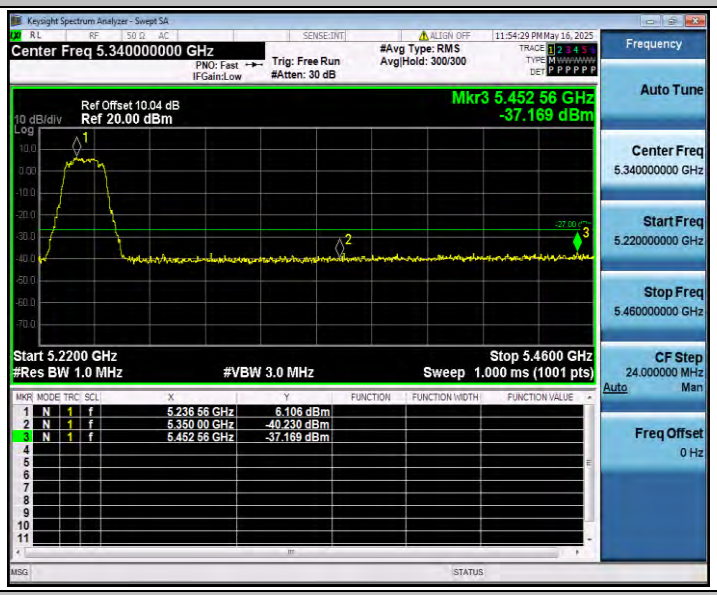

11N40SISO_Ant0_Low_5190

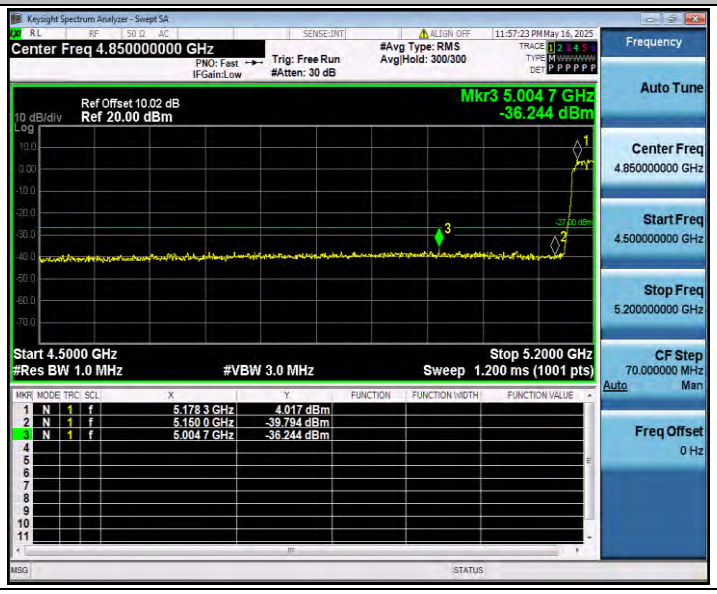

11N40SISO_Ant0_High_5230

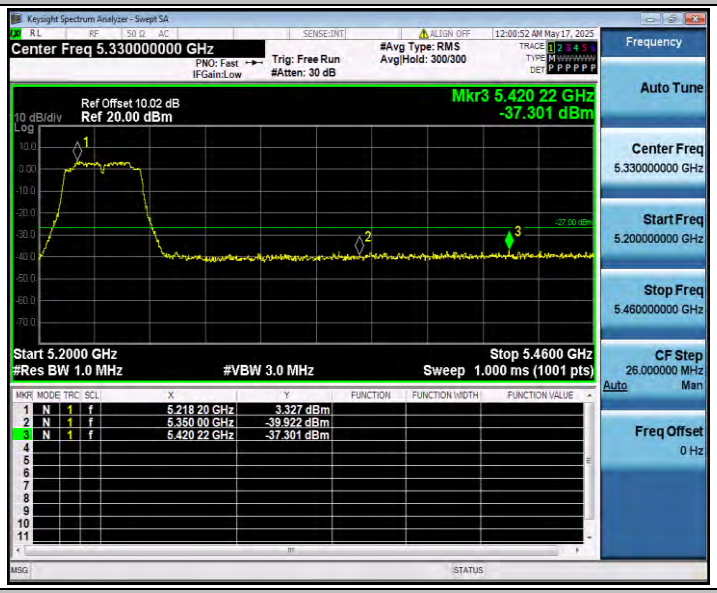

11AC20SISO_Ant0_Low_5180

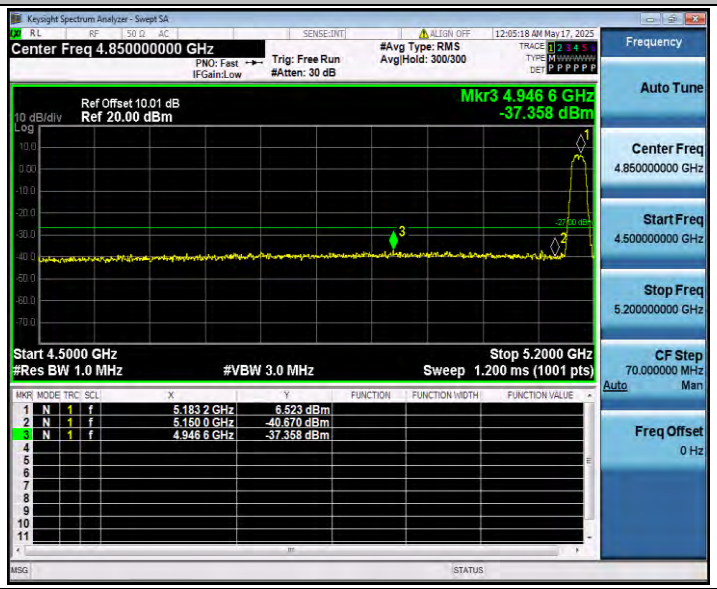

11AC20SISO_Ant0_High_5240

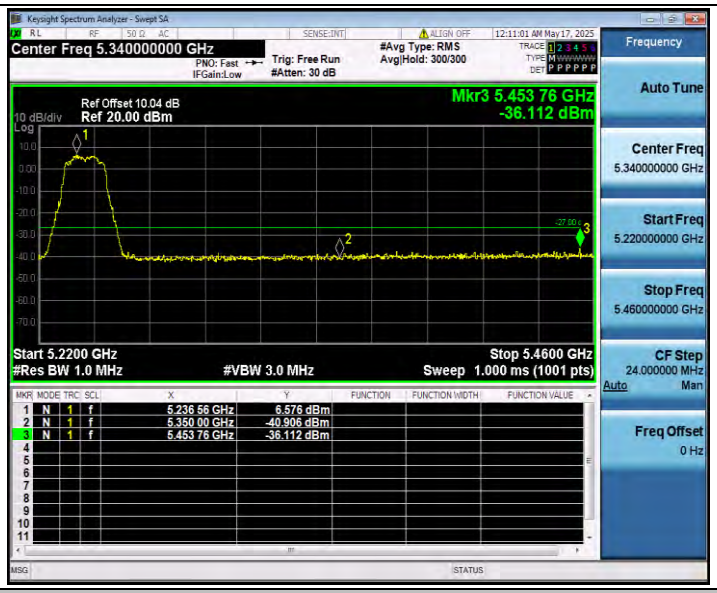

11AC40SISO_Ant0_Low_5190

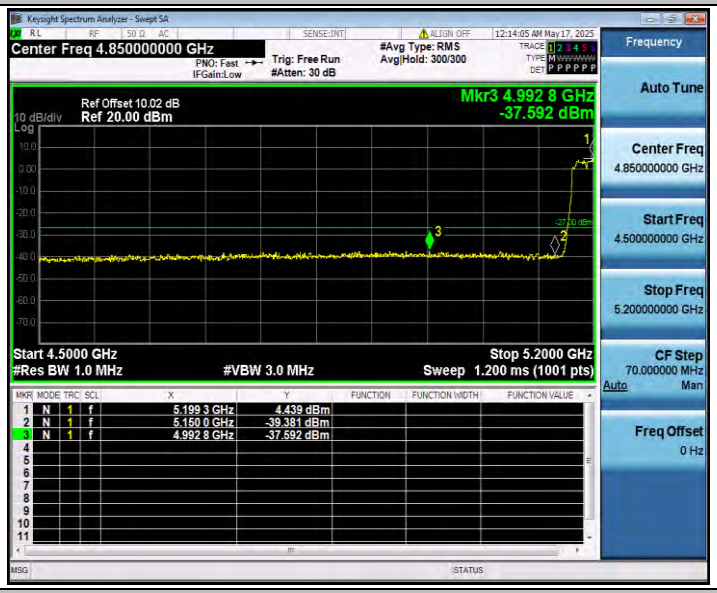

11AC40SISO_Ant0_High_5230

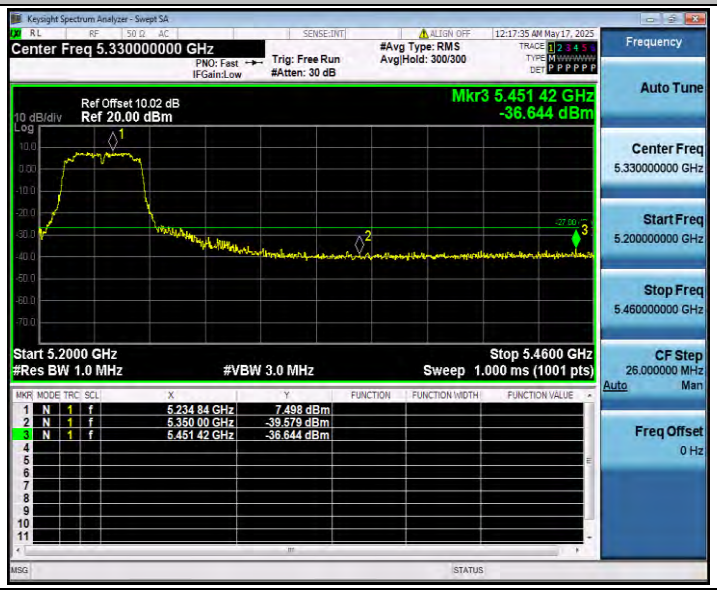

11AC80SISO_Ant0_Low_5210
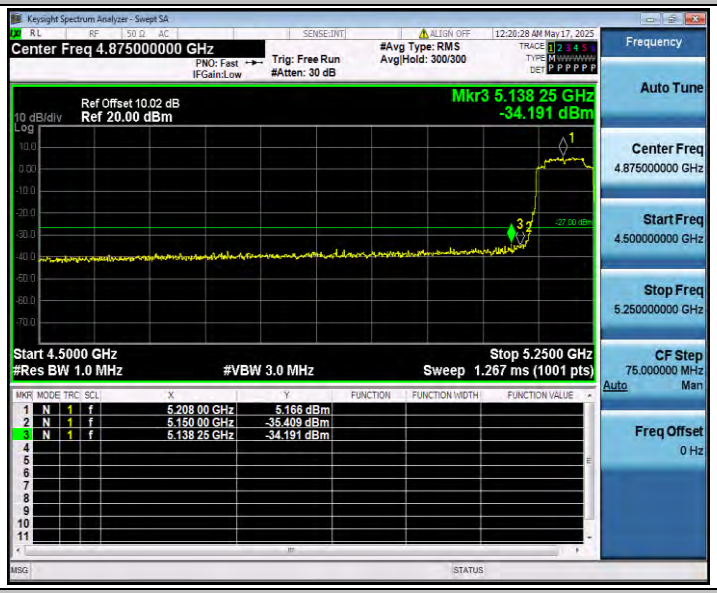

11AC80SISO_Ant0_High_5210
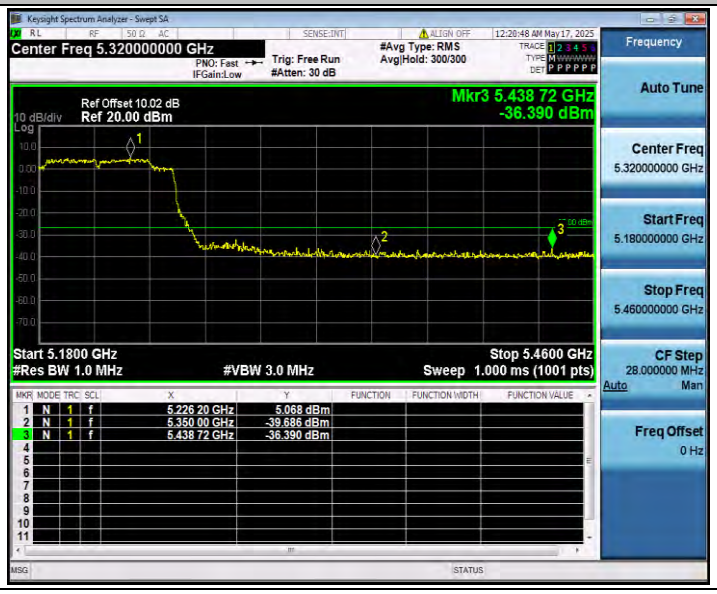

Appendix D.7: Conducted Spurious Emission

Test Result

TestMode	Antenna	Freq(MHz)	FreqRange [MHz]	Max. Fre [MHz]	Max. Level [dBm]	Limit [dBm]	Verdict
11A	Ant0	5180	30~5140	2786.5	-46.34	≤-27	PASS
			5360~27000	26539.07	-36.68	≤-27	PASS
		5200	30~5140	4947.69	-45.73	≤-27	PASS
			5360~27000	25258.7	-37.37	≤-27	PASS
		5240	30~5140	5026.73	-45.76	≤-27	PASS
			5360~27000	26769.89	-37.39	≤-27	PASS
11N20SISO	Ant0	5180	30~5140	4942.92	-45.97	≤-27	PASS
			5360~27000	25513.33	-37.1	≤-27	PASS
		5200	30~5140	2628.78	-46.55	≤-27	PASS
			5360~27000	24269.75	-36.91	≤-27	PASS
		5240	30~5140	2761.47	-46.59	≤-27	PASS
			5360~27000	26473.43	-37	≤-27	PASS
11N40SISO	Ant0	5190	30~5140	3289.67	-46.31	≤-27	PASS
			5360~27000	25638.84	-36.99	≤-27	PASS
		5230	30~5140	5131.31	-46.58	≤-27	PASS
			5360~27000	24830.95	-37.16	≤-27	PASS
11AC20SISO	Ant0	5180	30~5140	4918.74	-46.42	≤-27	PASS
			5360~27000	24722.03	-37.04	≤-27	PASS
		5200	30~5140	3165.16	-46.3	≤-27	PASS
			5360~27000	26069.48	-36.8	≤-27	PASS
		5240	30~5140	2601.69	-45.53	≤-27	PASS
			5360~27000	26077.41	-36.9	≤-27	PASS
11AC40SISO	Ant0	5190	30~5140	4941.05	-46.11	≤-27	PASS
			5360~27000	25587.63	-36.91	≤-27	PASS
		5230	30~5140	5138.3	-43.53	≤-27	PASS
			5360~27000	24233.69	-37.38	≤-27	PASS
11AC80SISO	Ant0	5210	30~5140	5124.5	-36.39	≤-27	PASS
			5360~27000	24341.17	-36.97	≤-27	PASS

Test Graphs

11A_Ant0_5180_30~5140

11A_Ant0_5180_5360~27000

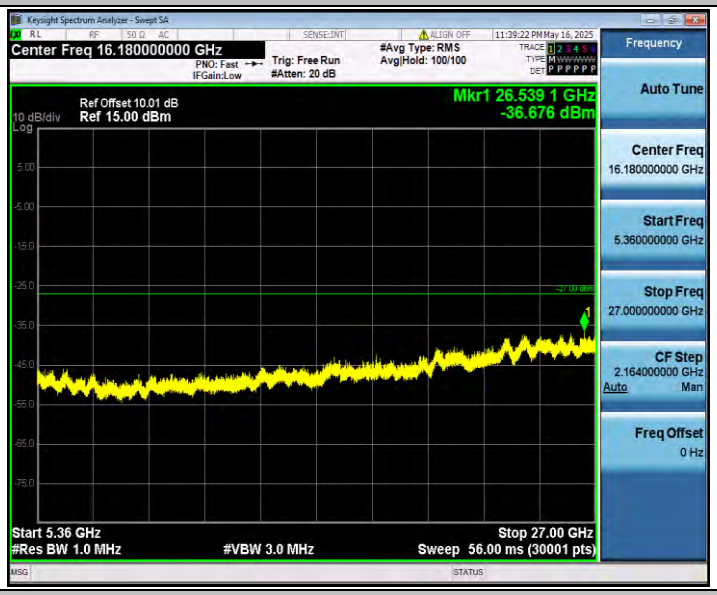

11A_Ant0_5200_30~5140

11A_Ant0_5200_5360~27000

11A_Ant0_5240_30~5140

11A_Ant0_5240_5360~27000

11N20SISO_Ant0_5180_30~5140
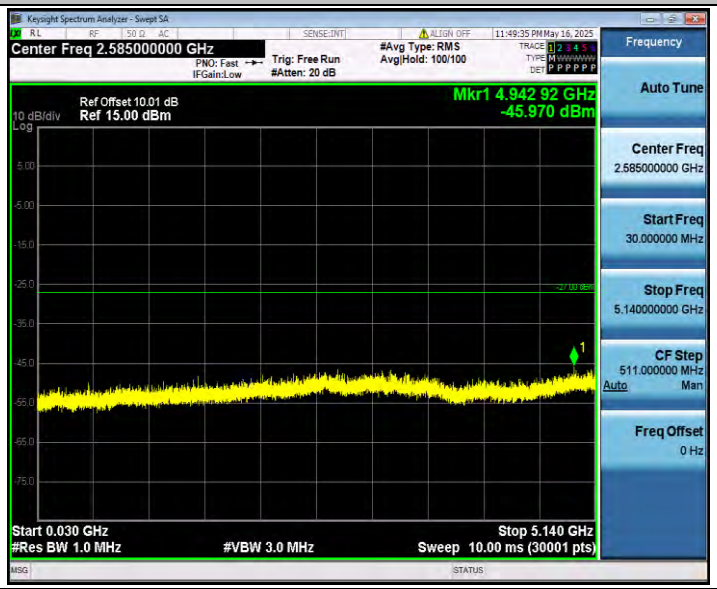

11N20SISO_Ant0_5180_5360~27000

11N20SISO_Ant0_5200_30~5140

11N20SISO_Ant0_5200_5360~27000

11N20SISO_Ant0_5240_30~5140

11N20SISO_Ant0_5240_5360~27000

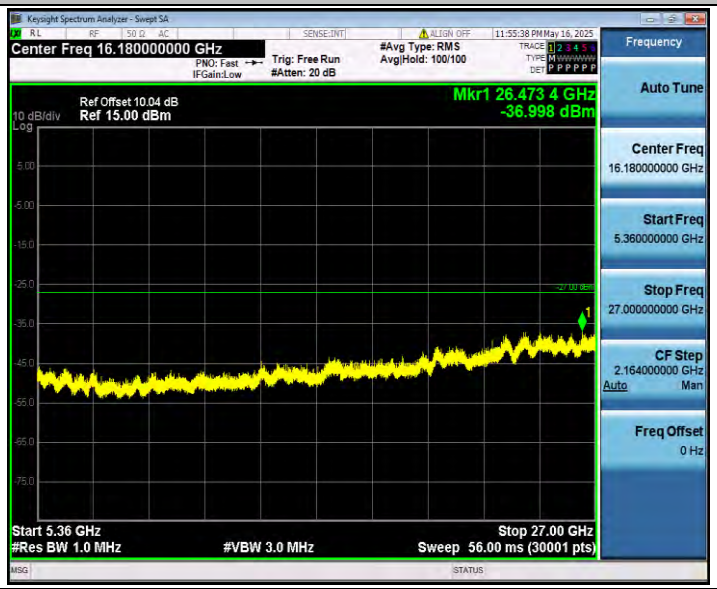

11N40SISO_Ant0_5190_30~5140

11N40SISO_Ant0_5190_5360~27000

11N40SISO_Ant0_5230_30~5140

11N40SISO_Ant0_5230_5360~27000

11AC20SISO_Ant0_5180_30~5140

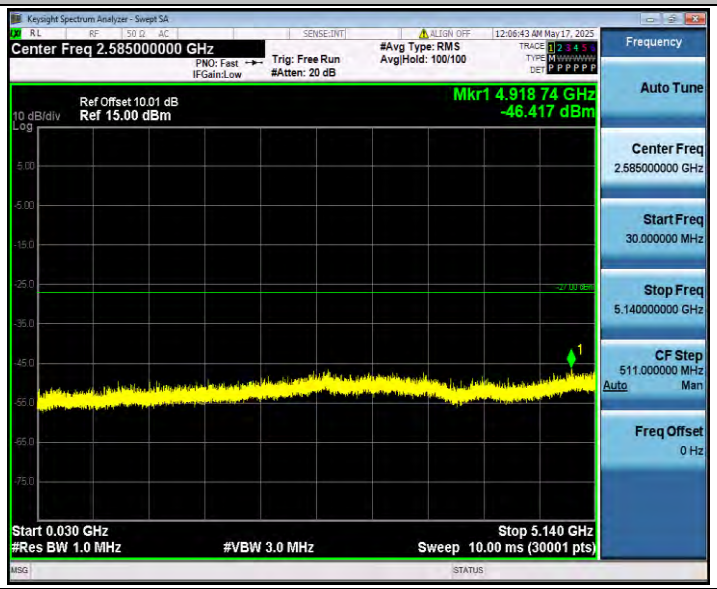

11AC20SISO_Ant0_5180_5360~27000

11AC20SISO_Ant0_5200_30~5140

11AC20SISO_Ant0_5200_5360~27000

11AC20SISO_Ant0_5240_30~5140
11AC20SISO_Ant0_5240_5360~27000
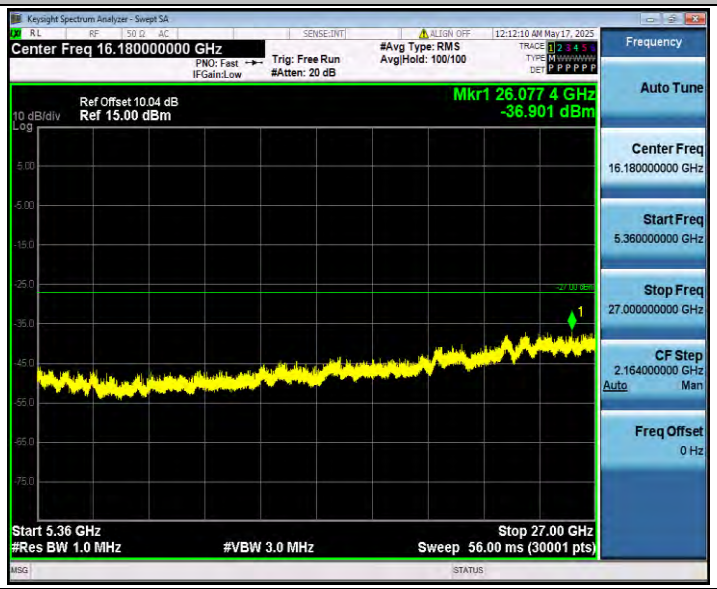
11AC40SISO_Ant0_5190_30~5140

11AC40SISO_Ant0_5190_5360~27000

11AC40SISO_Ant0_5230_30~5140

11AC40SISO_Ant0_5230_5360~27000

11AC80SISO_Ant0_5210_30~5140

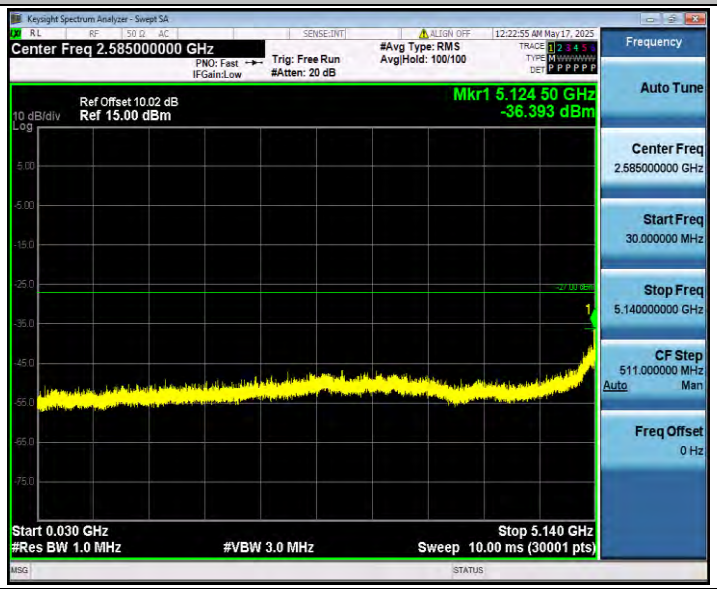

11AC80SISO_Ant0_5210_5360~27000

Keysight Spectrum Analyzer - Swept SA
Center Freq 16.180000000 GHz
PNO: Fast
IFGain:Low
Trig: Free Run
#Atten: 20 dB
#Avg Type: RMS
Avg|Hold: 100/100
12:23:14 AM May 17, 2025
Ref Offset 10.02 dB
10 dB/div
Ref 15.00 dBm
Log
Mkr1 24.341 2 GHz
-36.969 dBm
Start 5.36 GHz
#Res BW 1.0 MHz
#VBW 3.0 MHz
Stop 27.00 GHz
Sweep 56.00 ms (30001 pts)
Frequency
Auto Tune
Center Freq
16.180000000 GHz
Start Freq
5.360000000 GHz
Stop Freq
27.000000000 GHz
CF Step
2.164000000 GHz
Auto
Man
Freq Offset
0 Hz