Case No. : GTS20250410010-1-04	
Ambient Condition: 22 ℃, 51 %RH	
According Standard: ■Part15E	
Test Date: 2025.5.16	**Test Engineer:** Evan ouyang

Appendix D.1: Emission Bandwidth

Test Result

TestMode	Antenna	Freq(MHz)	26db EBW [MHz]	FL[MHz]	FH[MHz]	Limit[MHz]	Verdict
11A	Ant1	5180	23.480	5167.800	5191.280	---	---
		5200	23.200	5188.480	5211.680	---	---
		5240	22.920	5228.400	5251.320	---	---
11N20SISO	Ant1	5180	23.120	5168.440	5191.560	---	---
		5200	22.680	5188.440	5211.120	---	---
		5240	22.720	5228.560	5251.280	---	---
11N40SISO	Ant1	5190	42.880	5168.560	5211.440	---	---
		5230	43.440	5208.080	5251.520	---	---
11AC20SISO	Ant1	5180	23.640	5168.040	5191.680	---	---
		5200	23.640	5188.240	5211.880	---	---
		5240	23.280	5228.080	5251.360	---	---
11AC40SISO	Ant1	5190	43.120	5168.800	5211.920	---	---
		5230	42.480	5208.720	5251.200	---	---
11AC80SISO	Ant1	5210	85.440	5168.400	5253.840	---	---

Test Graphs

11A_Ant1_5180

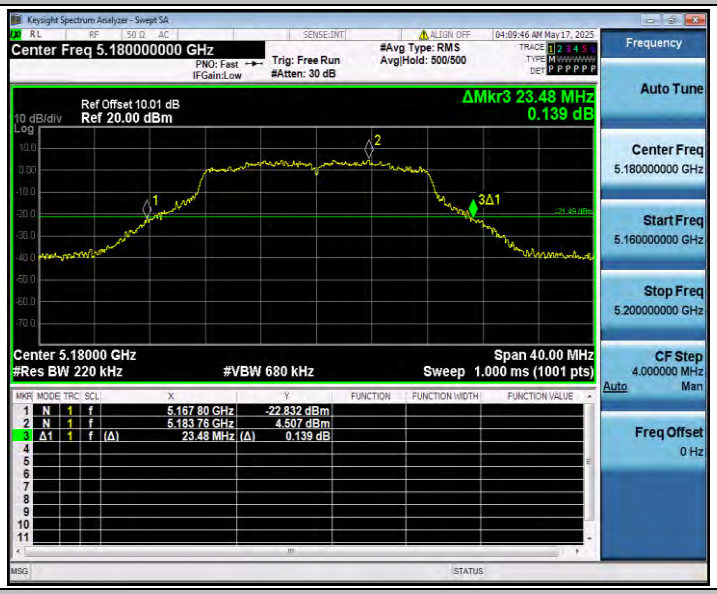

11A_Ant1_5200

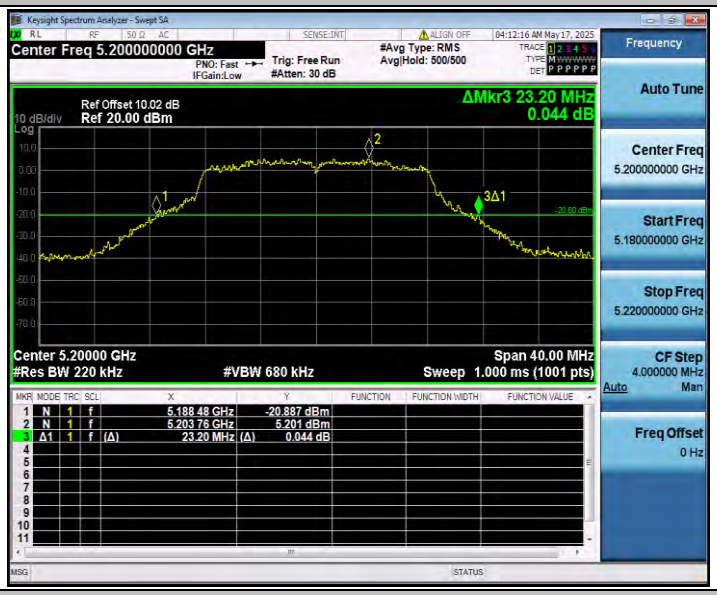

11A_Ant1_5240

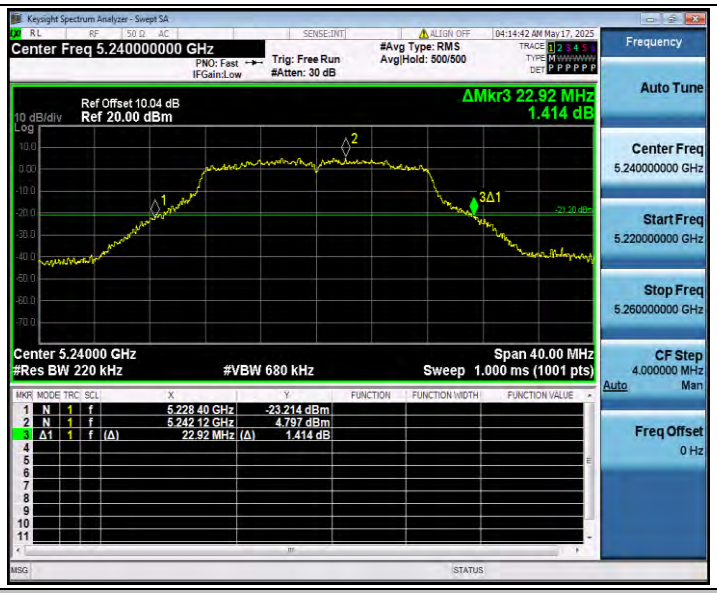

11N20SISO_Ant1_5180

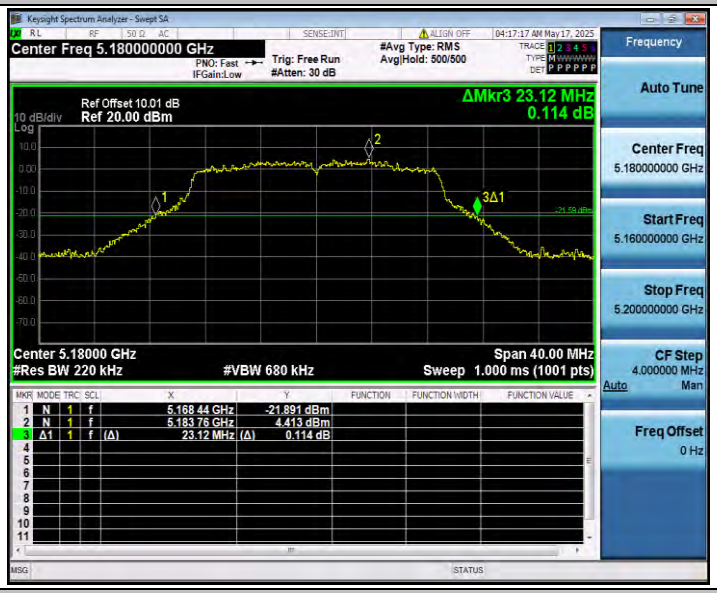

11N20SISO_Ant1_5200

11N20SISO_Ant1_5240

11N40SISO_Ant1_5190

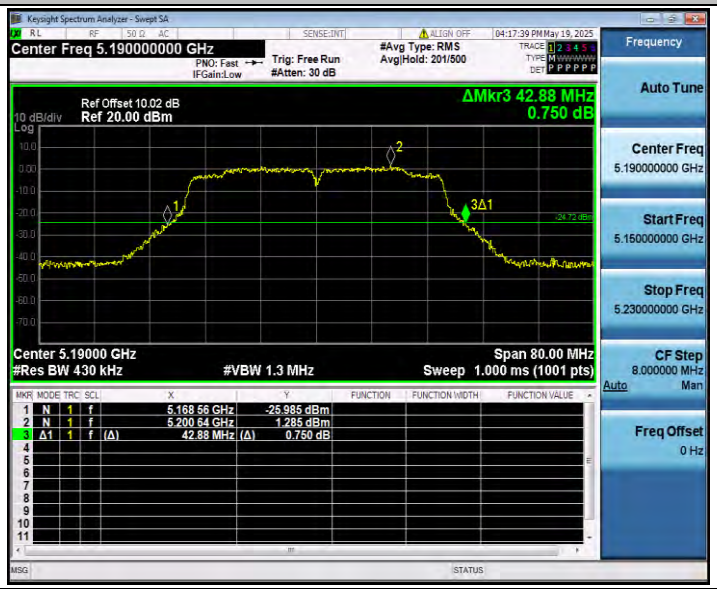

11N40SISO_Ant1_5230

11AC20SISO_Ant1_5180

11AC20SISO_Ant1_5200

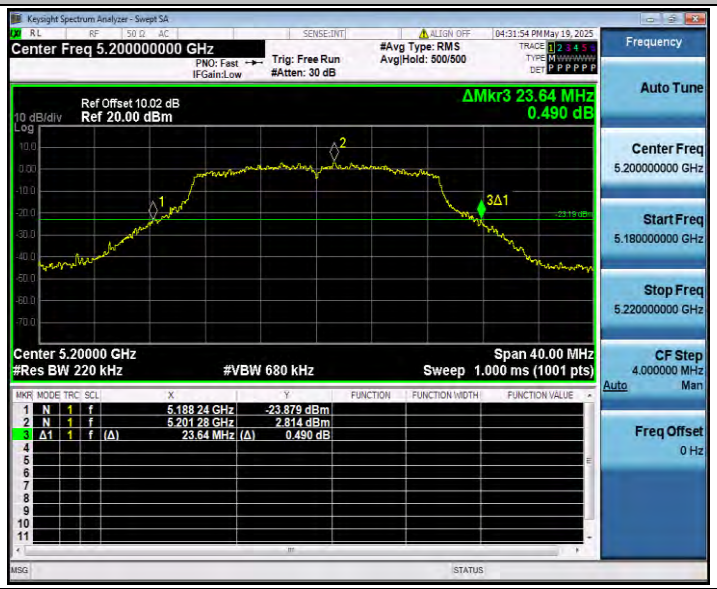

11AC20SISO_Ant1_5240

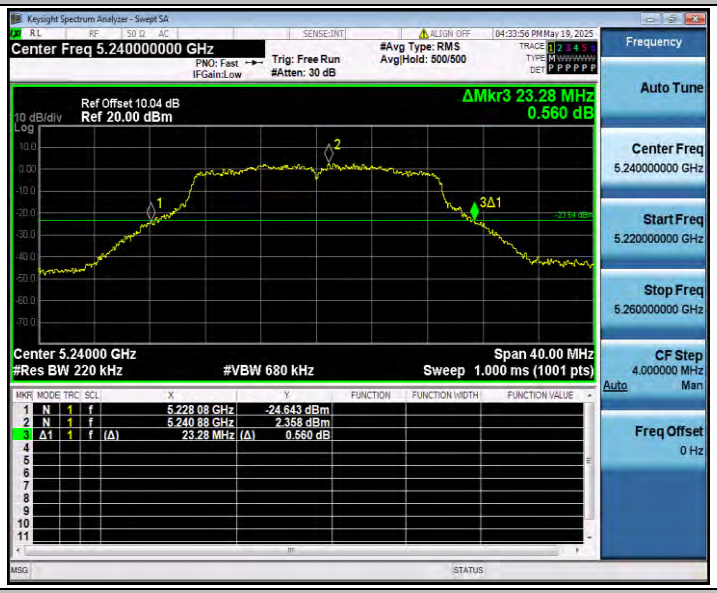

11AC40SISO_Ant1_5190

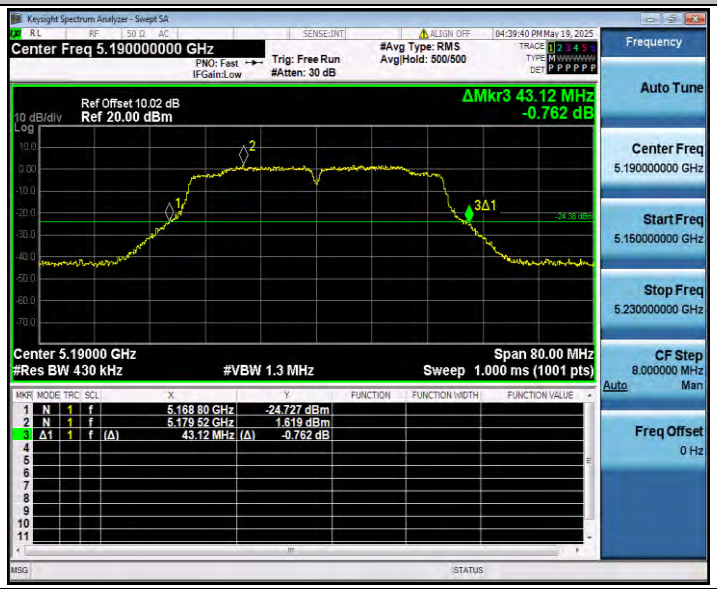

11AC40SISO_Ant1_5230

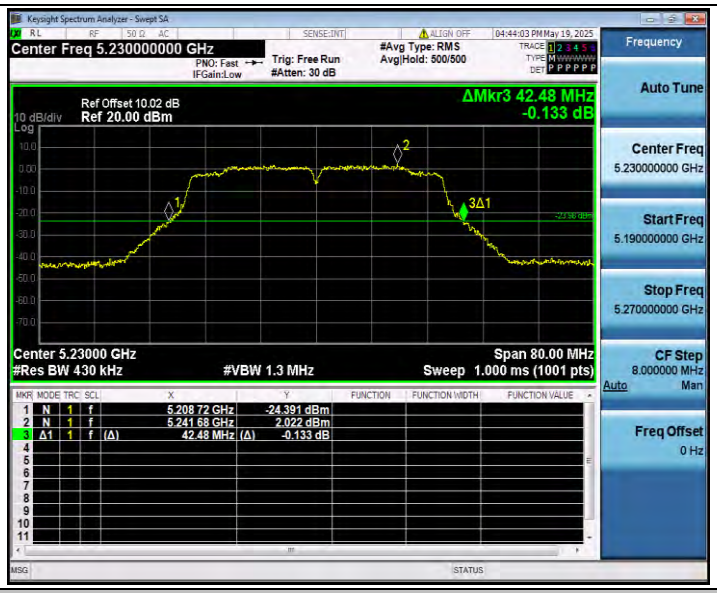

11AC80SISO_Ant1_5210

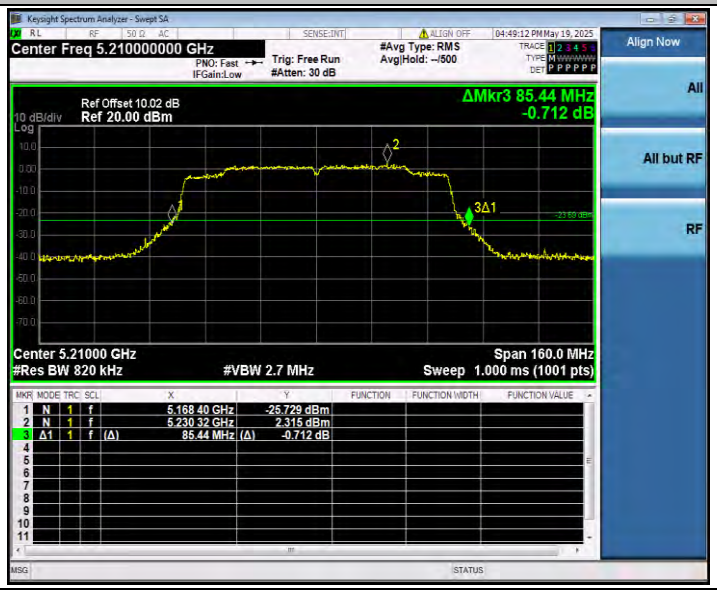

Appendix D.2: Occupied channel bandwidth

Test Result

TestMode	Antenna	Freq(MHz)	OCB [MHz]	FL[MHz]	FH[MHz]	Limit[MHz]	Verdict
11A	Ant1	5180	16.957	5171.5036	5188.4606	---	---
		5200	16.970	5191.5034	5208.4734	---	---
		5240	16.956	5231.5195	5248.4755	---	---
11N20SISO	Ant1	5180	18.015	5170.9827	5188.9977	---	---
		5200	17.986	5191.0292	5209.0152	---	---
		5240	18.009	5230.9932	5249.0022	---	---
11N40SISO	Ant1	5190	36.187	5171.9606	5208.1476	---	---
		5230	36.246	5211.9134	5248.1594	---	---
11AC20SISO	Ant1	5180	18.071	5170.9501	5189.0211	---	---
		5200	17.999	5190.9967	5208.9957	---	---
		5240	17.993	5230.9988	5248.9918	---	---
11AC40SISO	Ant1	5190	36.179	5171.9675	5208.1465	---	---
		5230	36.272	5211.9071	5248.1791	---	---
11AC80SISO	Ant1	5210	75.122	5172.6159	5247.7379	---	---

Test Graphs

11A_Ant1_5180

11A_Ant1_5200

11A_Ant1_5240

11N20SISO_Ant1_5180

11N20SISO_Ant1_5200

11N20SISO_Ant1_5240

11N40SISO_Ant1_5190

11N40SISO_Ant1_5230

11AC20SISO_Ant1_5180

11AC20SISO_Ant1_5200

11AC20SISO_Ant1_5240

11AC40SISO_Ant1_5190

11AC40SISO_Ant1_5230

11AC80SISO_Ant1_5210

Appendix D.3: Duty Cycle

Test Result

TestMode	Antenna	Freq(MHz)	Transmission Duration [ms]	Transmission Period [ms]	Duty Cycle [%]	Duty Cycle Factor[dB]	1/T Factor[KHz]
11A	Ant1	5180	2.08	2.13	97.65	0.10	0.48
		5200	2.08	2.13	97.65	0.10	0.48
		5240	2.09	2.14	97.66	0.10	0.48
11N20SISO	Ant1	5180	3.98	4.02	99.00	0.04	0.25
		5200	3.98	4.03	98.76	0.05	0.25
		5240	3.97	4.02	98.76	0.05	0.25
11N40SISO	Ant1	5190	3.97	4.02	98.76	0.05	0.25
		5230	3.97	4.02	98.76	0.05	0.25
11AC20SISO	Ant1	5180	3.94	3.99	98.75	0.05	0.25
		5200	3.94	3.99	98.75	0.05	0.25
		5240	3.95	4.00	98.75	0.05	0.25
11AC40SISO	Ant1	5190	3.97	4.01	99.00	0.04	0.25
		5230	3.96	4.01	98.75	0.05	0.25
11AC80SISO	Ant1	5210	3.96	4.01	98.75	0.05	0.25

Test Graphs

11A_Ant1_5180

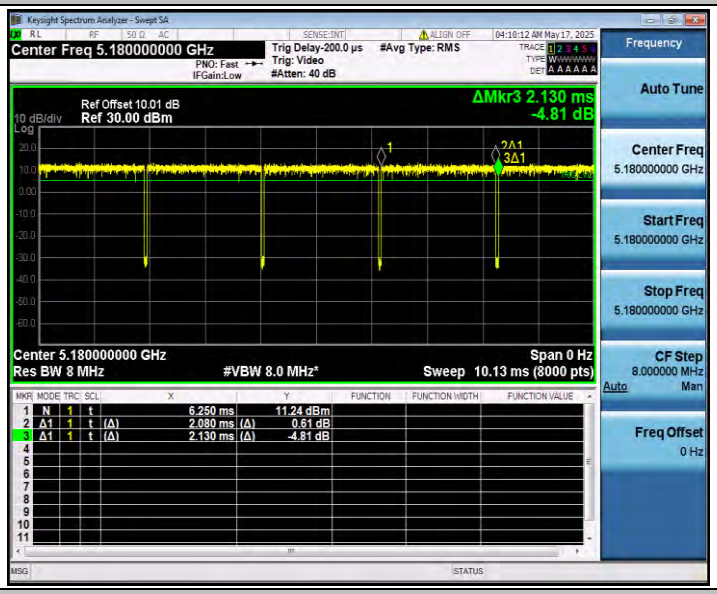

11A_Ant1_5200

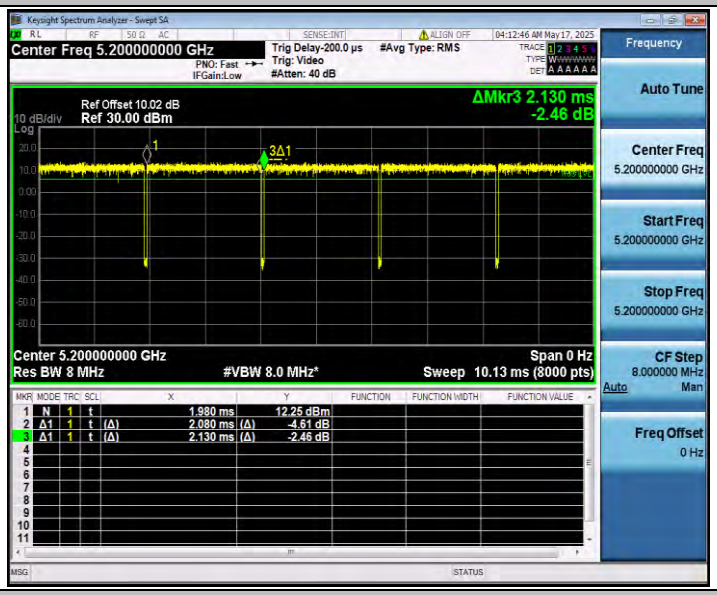

11A_Ant1_5240

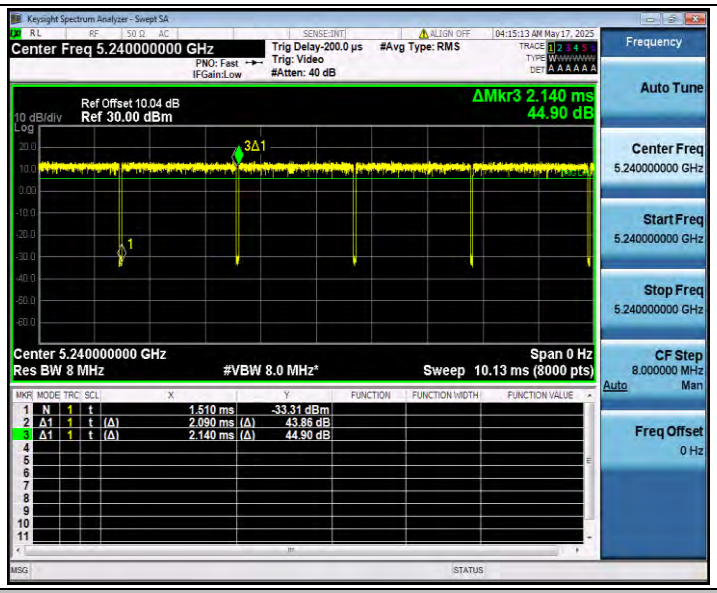

11N20SISO_Ant1_5180

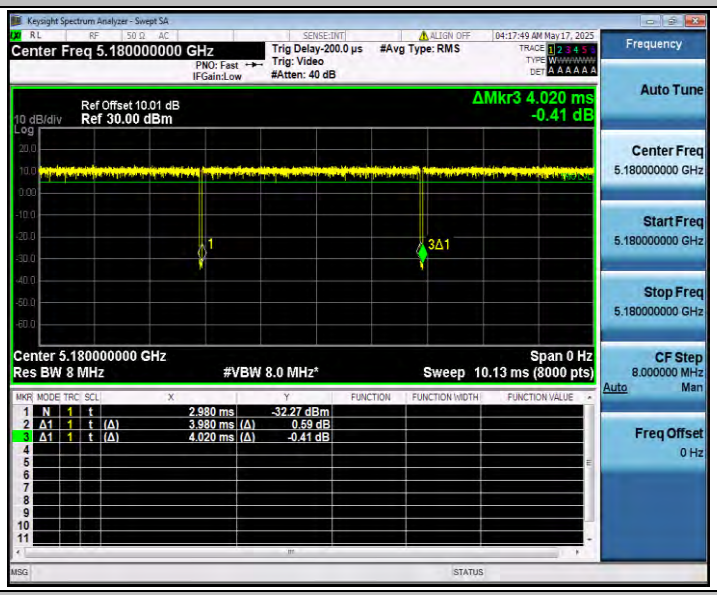

11N20SISO_Ant1_5200

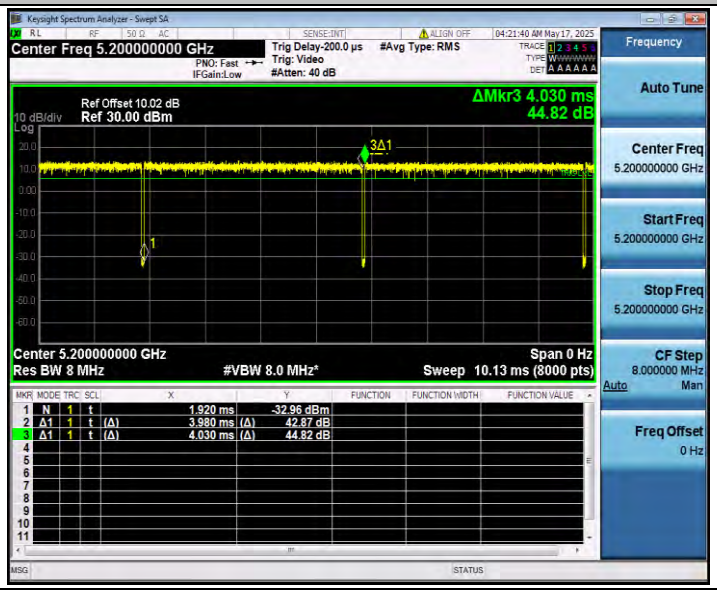

11N20SISO_Ant1_5240

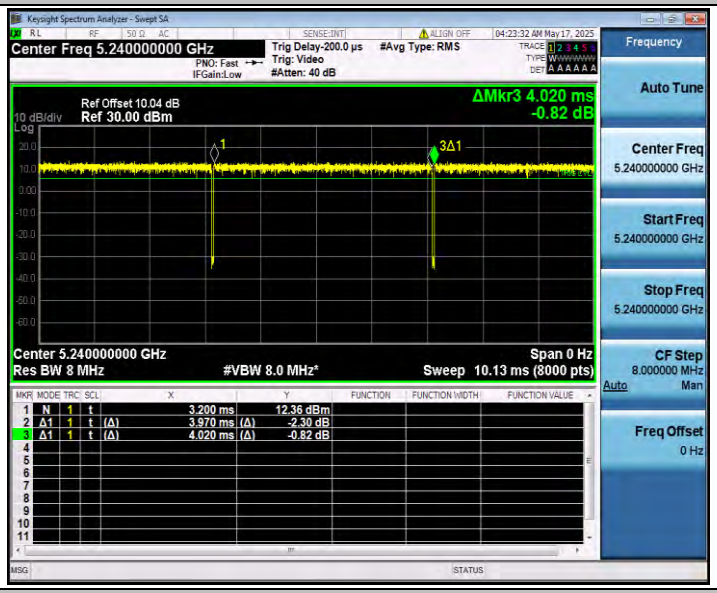

11N40SISO_Ant1_5190

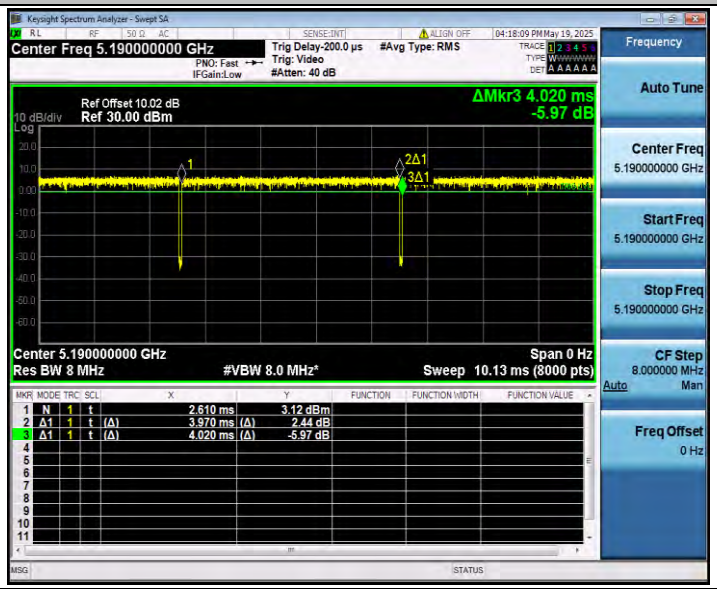

11N40SISO_Ant1_5230

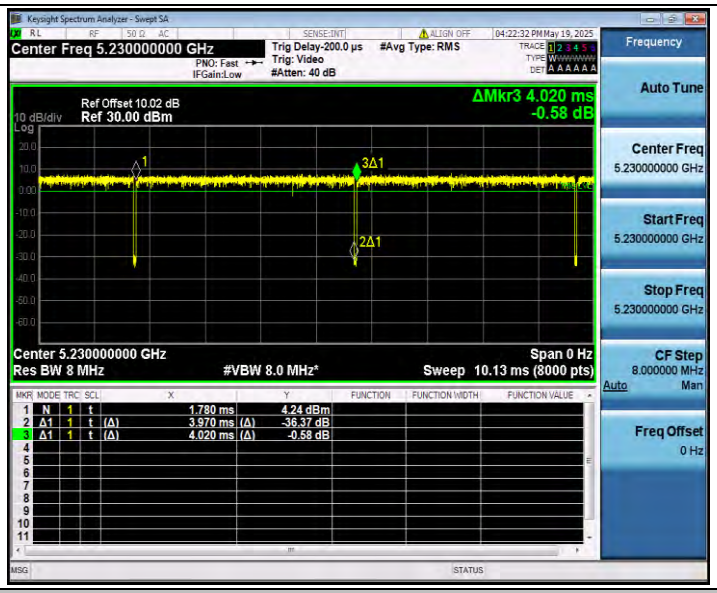

11AC20SISO_Ant1_5180

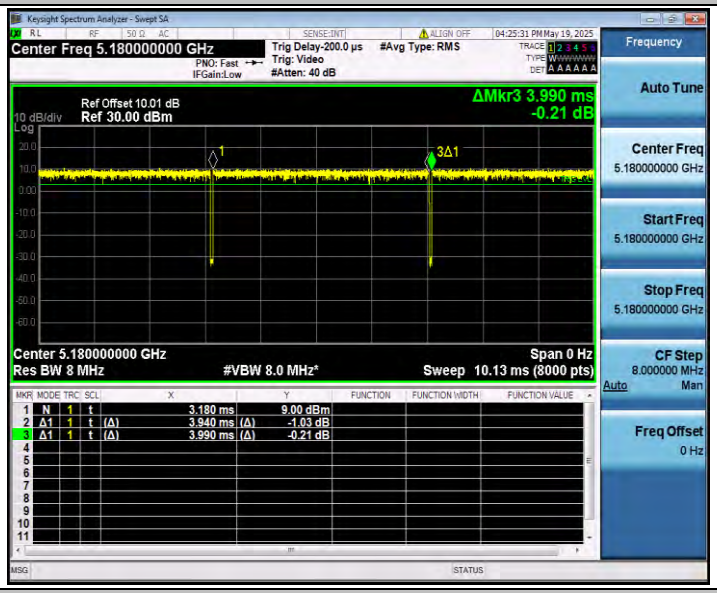

11AC20SISO_Ant1_5200

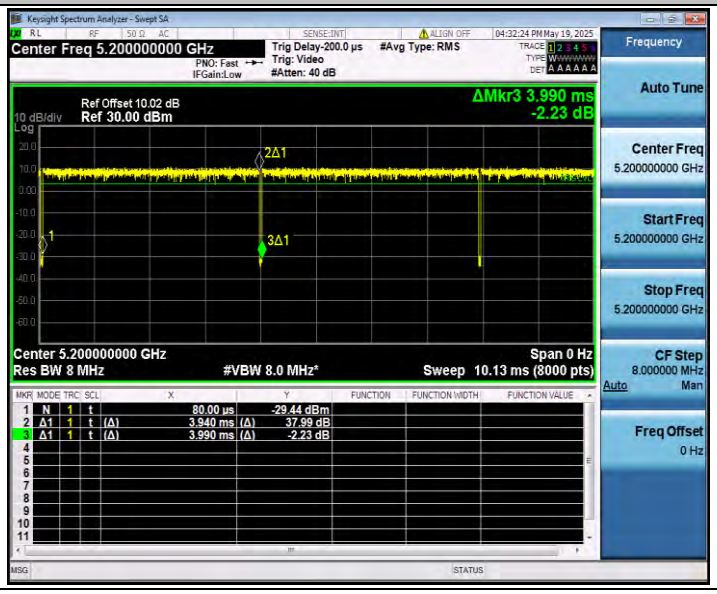

11AC20SISO_Ant1_5240

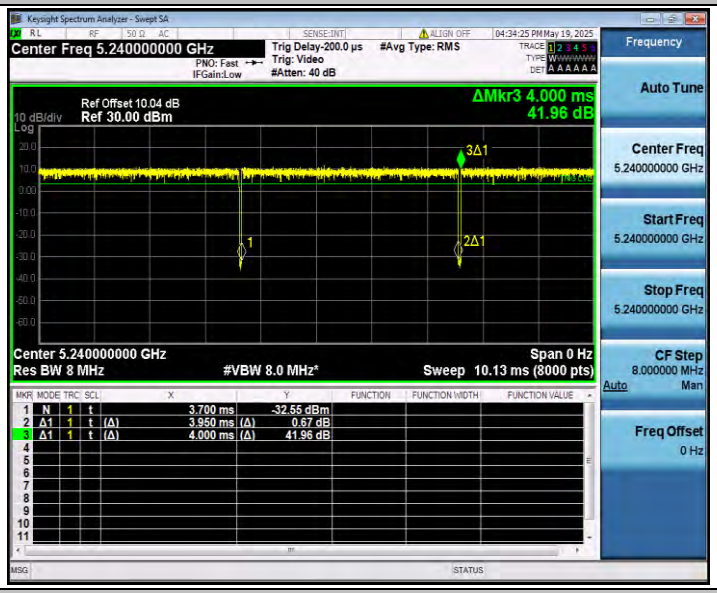

11AC40SISO_Ant1_5190

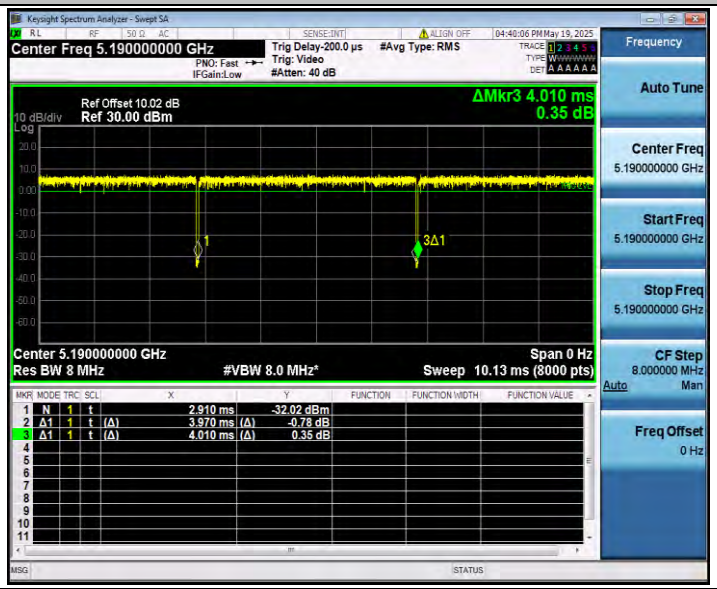

11AC40SISO_Ant1_5230

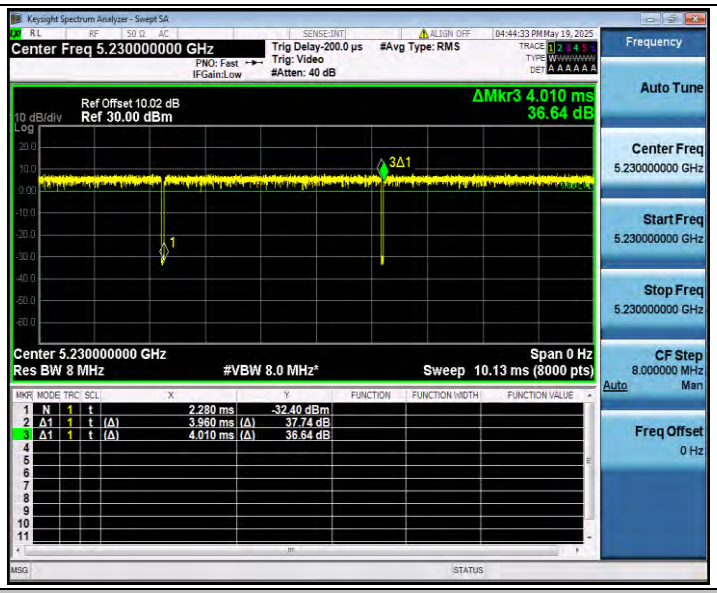

11AC80SISO_Ant1_5210

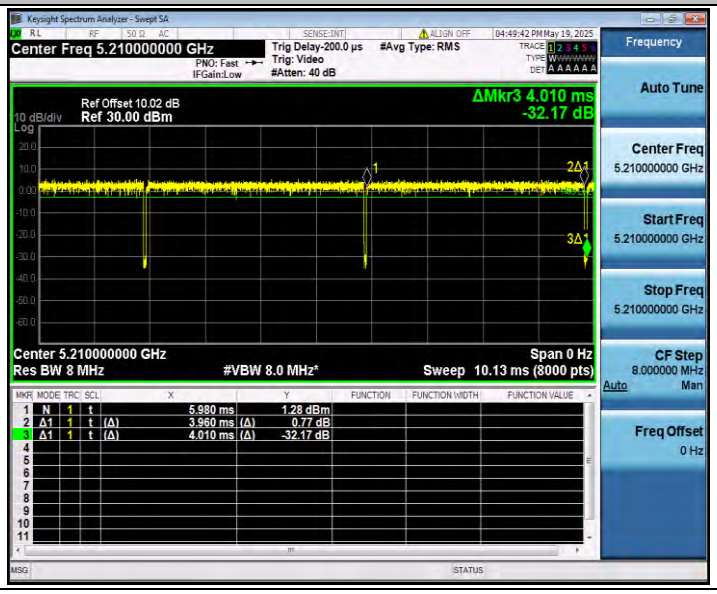

Appendix D.4: Maximum conducted output power

Test Result Channel Power

Test Mode	Antenna	Freq(MHz)	Channel Powert [dBm]	Duty Cycle [%]	DC Factor [dBm]	Result [dBm]	Limit [dBm]	Verdict
11A	Ant1	5180	13.32	97.65	0.10	13.42	≤23.98	PASS
		5200	14.04	97.65	0.10	14.14	≤23.98	PASS
		5240	13.58	97.66	0.10	13.68	≤23.98	PASS
11N20SISO	Ant1	5180	13.20	99.00	0.04	13.24	≤23.98	PASS
		5200	13.91	98.76	0.05	13.96	≤23.98	PASS
		5240	13.54	98.76	0.05	13.59	≤23.98	PASS
11N40SISO	Ant1	5190	11.28	98.76	0.05	11.33	≤23.98	PASS
		5230	11.65	98.76	0.05	11.70	≤23.98	PASS
11AC20SISO	Ant1	5180	11.09	98.75	0.05	11.14	≤23.98	PASS
		5200	11.49	98.75	0.05	11.54	≤23.98	PASS
		5240	11.46	98.75	0.05	11.51	≤23.98	PASS
11AC40SISO	Ant1	5190	11.60	99.00	0.04	11.64	≤23.98	PASS
		5230	11.84	98.75	0.05	11.89	≤23.98	PASS
11AC80SISO	Ant1	5210	11.78	98.75	0.05	11.83	≤23.98	PASS

Appendix D.5: Maximum power spectral density

Test Result

TestMode	Antenna	Freq(MHz)	Result [dBm/MHz]	Limit[dBm/MHz]	Verdict
11A	Ant1	5180	2.38	≤11.00	PASS
		5200	3.14	≤11.00	PASS
		5240	2.80	≤11.00	PASS
11N20SISO	Ant1	5180	2.01	≤11.00	PASS
		5200	2.81	≤11.00	PASS
		5240	2.48	≤11.00	PASS
11N40SISO	Ant1	5190	-3.04	≤11.00	PASS
		5230	-2.61	≤11.00	PASS
11AC20SISO	Ant1	5180	-0.13	≤11.00	PASS
		5200	0.37	≤11.00	PASS
		5240	0.44	≤11.00	PASS
11AC40SISO	Ant1	5190	-2.62	≤11.00	PASS
		5230	-2.45	≤11.00	PASS
11AC80SISO	Ant1	5210	-5.43	≤11.00	PASS

Note：1.The Result and Limit Unit is dBm/500 kHz in the band 5.725–5.85 GHz.
2.The Duty Cycle Factor and RBW Factor is compensated in the graph.

Test Graphs

11A_Ant1_5180

11A_Ant1_5200

11A_Ant1_5240

11N20SISO_Ant1_5180

11N20SISO_Ant1_5200

11N20SISO_Ant1_5240

11N40SISO_Ant1_5190

11N40SISO_Ant1_5230

11AC20SISO_Ant1_5180

11AC20SISO_Ant1_5200

11AC20SISO_Ant1_5240

11AC40SISO_Ant1_5190

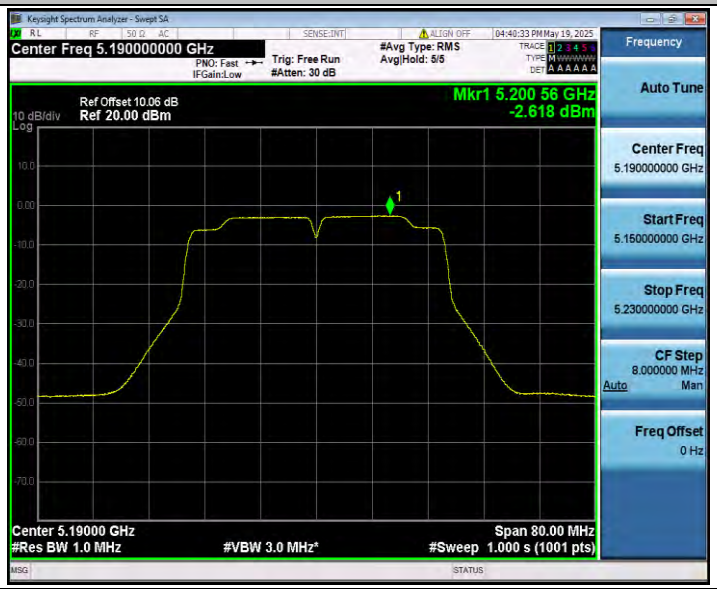

11AC40SISO_Ant1_5230

11AC80SISO_Ant1_5210

Appendix D.6: Band edge measurements

Test Result B1

TestMode	Antenna	ChName	Freq(MHz)	Result[dBm]	Limit[dBm]	Verdict
11A	Ant1	Low	5180	-31.65	≤-27	PASS
		High	5240	-37.44	≤-27	PASS
11N20SISO	Ant1	Low	5180	-30.82	≤-27	PASS
		High	5240	-36.69	≤-27	PASS
11N40SISO	Ant1	Low	5190	-37.13	≤-27	PASS
		High	5230	-37.42	≤-27	PASS
11AC20SISO	Ant1	Low	5180	-36.67	≤-27	PASS
		High	5240	-36.28	≤-27	PASS
11AC40SISO	Ant1	Low	5190	-35.92	≤-27	PASS
		High	5230	-36.88	≤-27	PASS
11AC80SISO	Ant1	Low	5210	-36.28	≤-27	PASS
		High	5210	-37.16	≤-27	PASS

Test Graphs B1

11A_Ant1_Low_5180

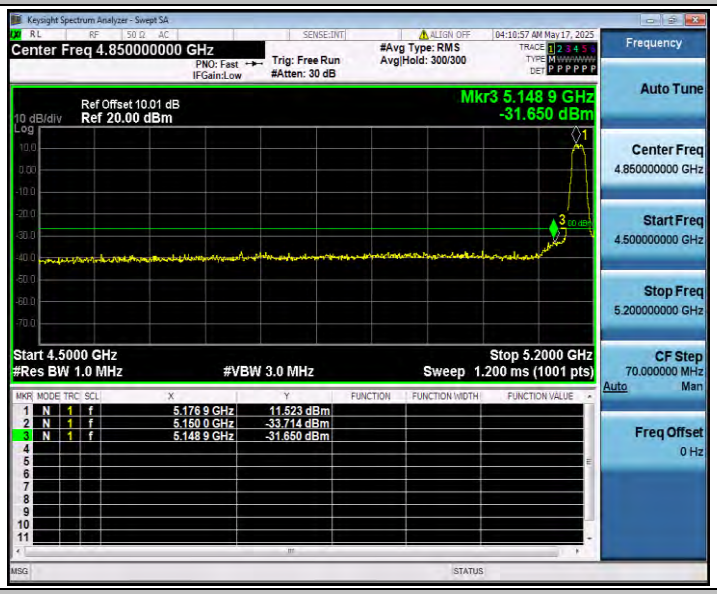

11A_Ant1_High_5240

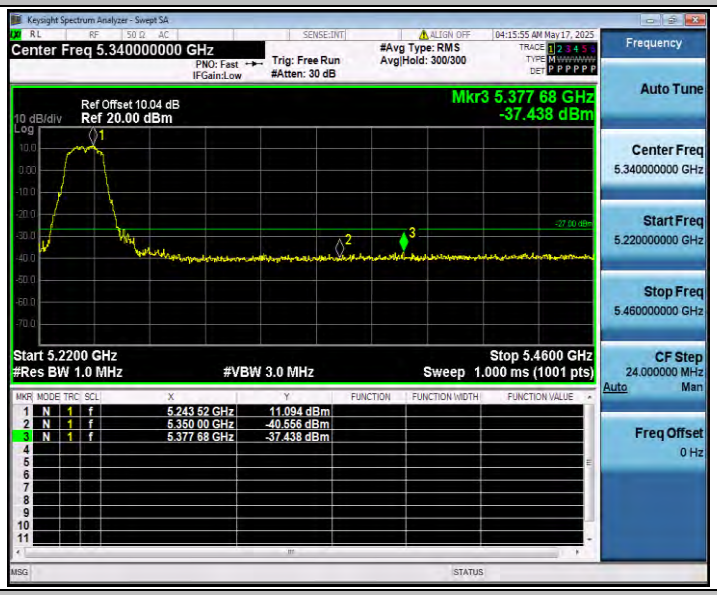

11N20SISO_Ant1_Low_5180

11N20SISO_Ant1_High_5240

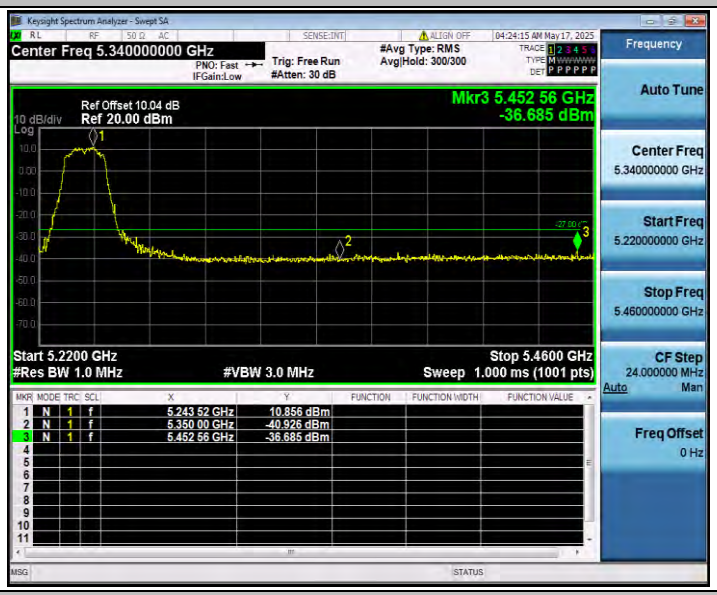

11N40SISO_Ant1_Low_5190

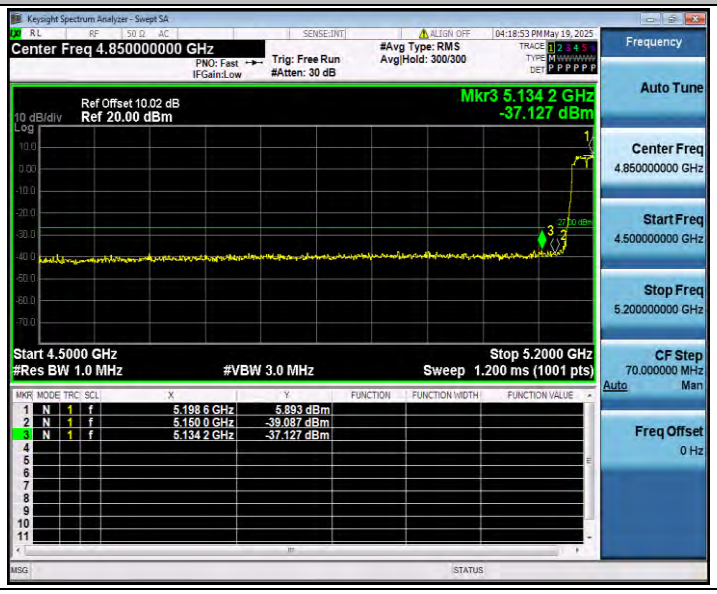

11N40SISO_Ant1_High_5230

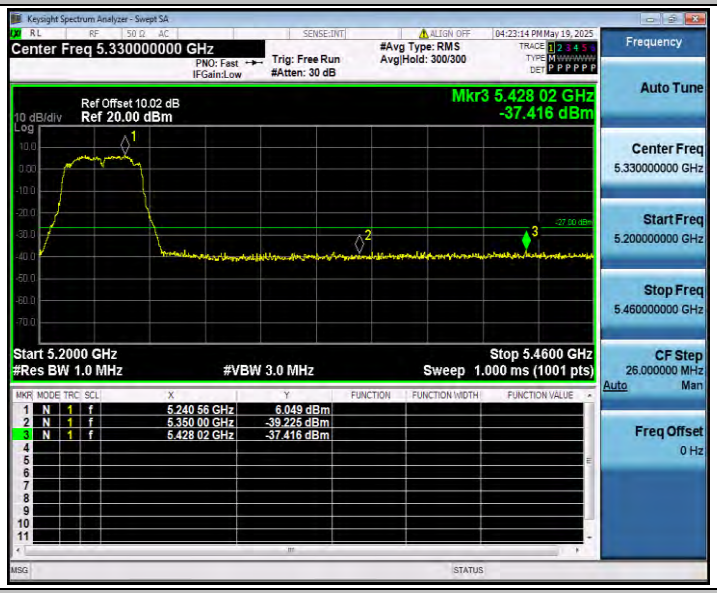

11AC20SISO_Ant1_Low_5180

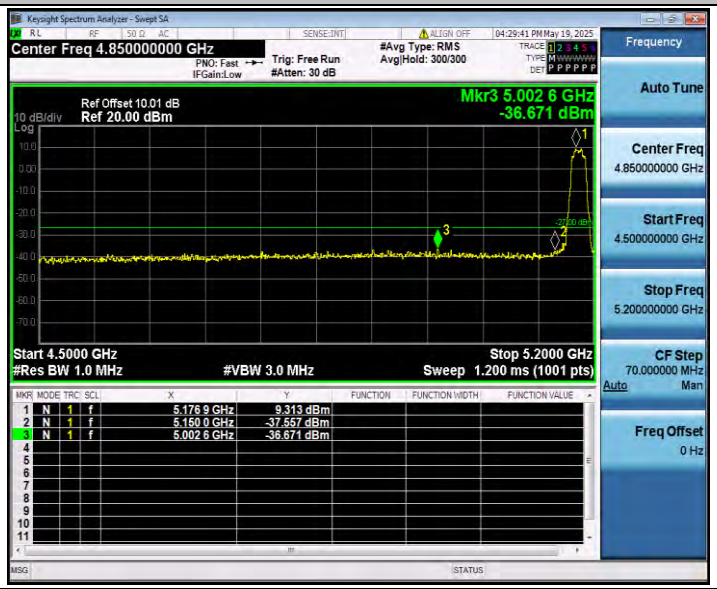

11AC20SISO_Ant1_High_5240

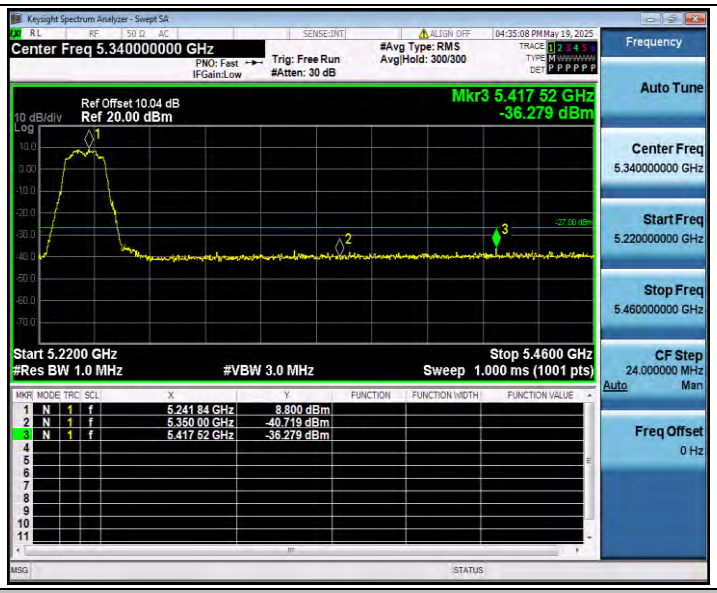

11AC40SISO_Ant1_Low_5190

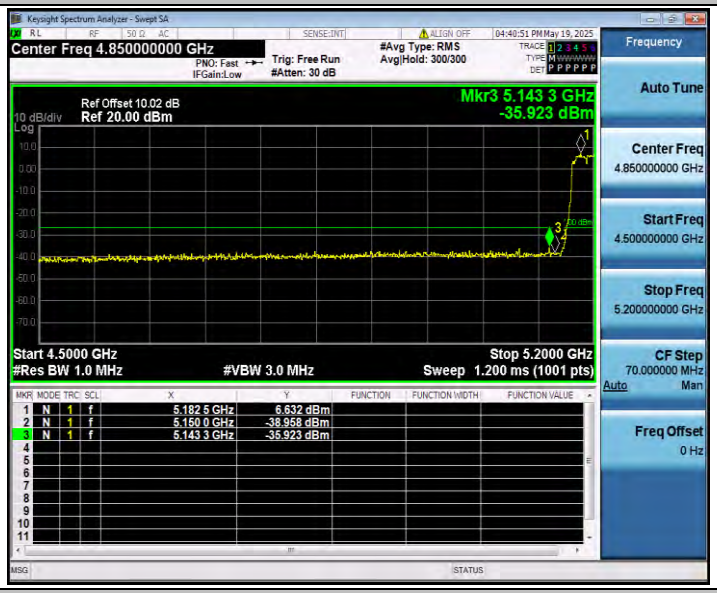

11AC40SISO_Ant1_High_5230

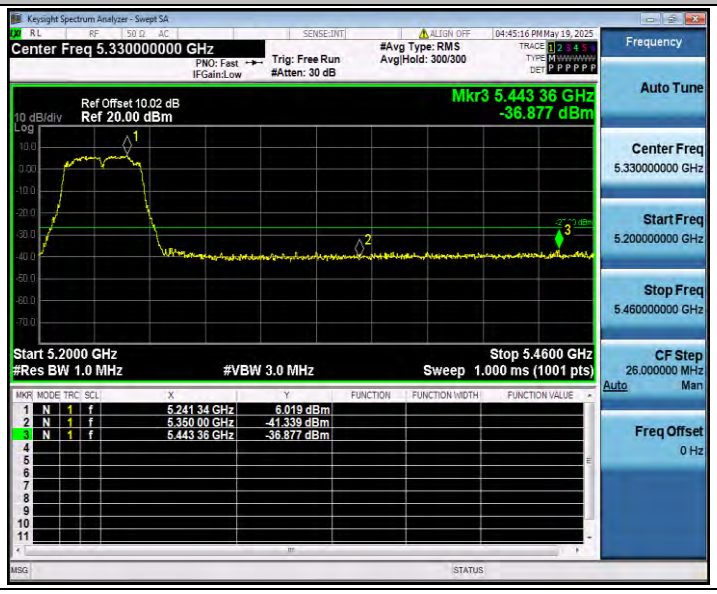

11AC80SISO_Ant1_Low_5210
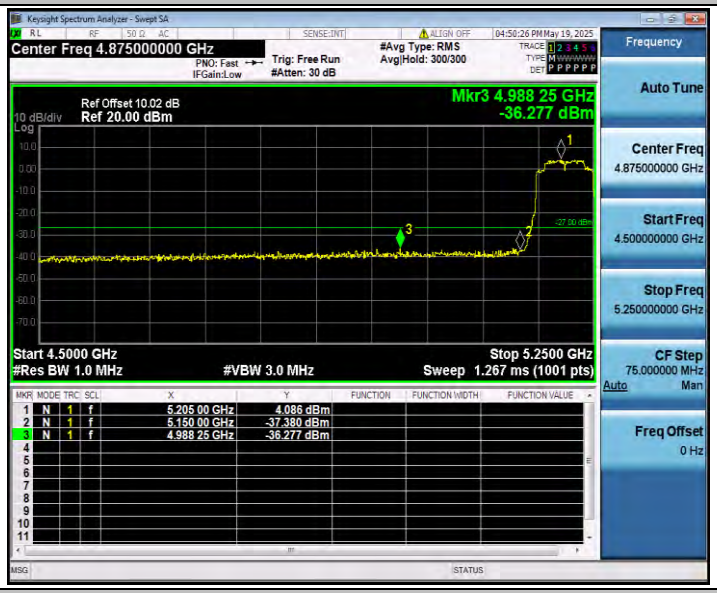

11AC80SISO_Ant1_High_5210
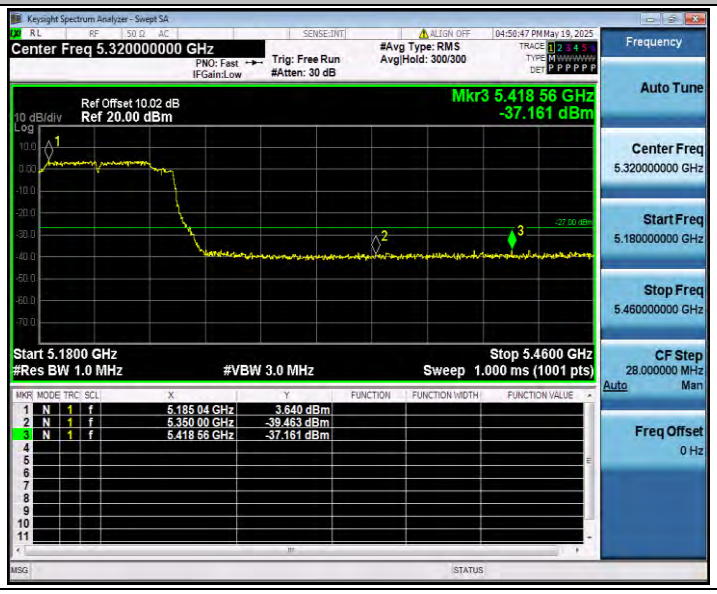

Appendix D.7: Conducted Spurious Emission

Test Result

TestMode	Antenna	Freq(MHz)	FreqRange [MHz]	Max. Fre [MHz]	Max. Level [dBm]	Limit [dBm]	Verdict
11A	Ant1	5180	30~5140	5132.51	-38.48	≤-27	PASS
			5360~27000	24810.75	-37.02	≤-27	PASS
		5200	30~5140	5138.98	-44.21	≤-27	PASS
			5360~27000	24830.23	-36.27	≤-27	PASS
		5240	30~5140	5074.59	-46.35	≤-27	PASS
			5360~27000	24893.71	-37.35	≤-27	PASS
11N20SISO	Ant1	5180	30~5140	5139.15	-36.45	≤-27	PASS
			5360~27000	24241.62	-36.88	≤-27	PASS
		5200	30~5140	5131.48	-41.65	≤-27	PASS
			5360~27000	24227.92	-37.31	≤-27	PASS
		5240	30~5140	5112.75	-46.38	≤-27	PASS
			5360~27000	24786.95	-37.42	≤-27	PASS
11N40SISO	Ant1	5190	30~5140	5139.83	-40.96	≤-27	PASS
			5360~27000	24274.8	-37.71	≤-27	PASS
		5230	30~5140	5054.49	-45.26	≤-27	PASS
			5360~27000	23517.4	-36.88	≤-27	PASS
11AC20SISO	Ant1	5180	30~5140	5138.81	-44.77	≤-27	PASS
			5360~27000	24315.92	-36.69	≤-27	PASS
		5200	30~5140	5086	-45.59	≤-27	PASS
			5360~27000	24780.46	-36.48	≤-27	PASS
		5240	30~5140	5080.04	-45.36	≤-27	PASS
			5360~27000	26045.68	-36.96	≤-27	PASS
11AC40SISO	Ant1	5190	30~5140	5139.66	-41.58	≤-27	PASS
			5360~27000	24228.64	-37.21	≤-27	PASS
		5230	30~5140	4946.33	-45.51	≤-27	PASS
			5360~27000	24377.95	-37.31	≤-27	PASS
11AC80SISO	Ant1	5210	30~5140	5137.79	-40.68	≤-27	PASS
			5360~27000	23481.34	-36.96	≤-27	PASS

Test Graphs

11A_Ant1_5180_30~5140

11A_Ant1_5180_5360~27000

11A_Ant1_5200_30~5140

11A_Ant1_5200_5360~27000

11A_Ant1_5240_30~5140

11A_Ant1_5240_5360~27000

11N20SISO_Ant1_5180_30~5140

11N20SISO_Ant1_5180_5360~27000

11N20SISO_Ant1_5200_30~5140

11N20SISO_Ant1_5200_5360~27000

11N20SISO_Ant1_5240_30~5140

11N20SISO_Ant1_5240_5360~27000

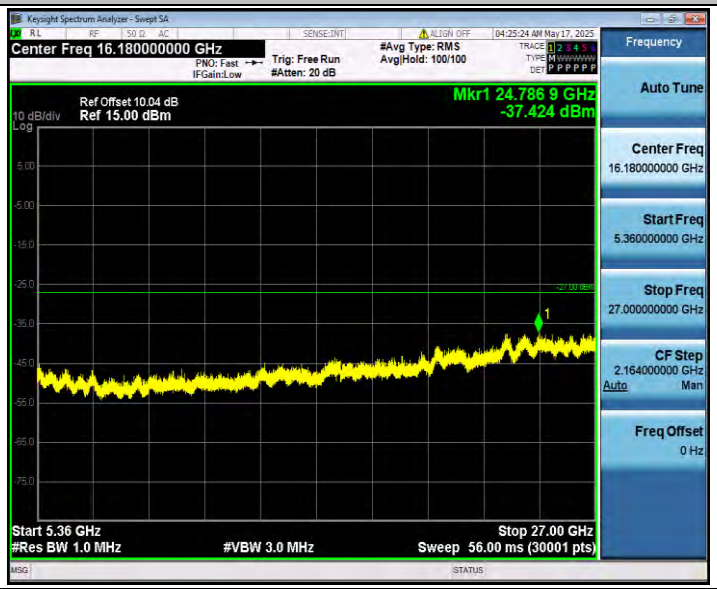

11N40SISO_Ant1_5190_30~5140

11N40SISO_Ant1_5190_5360~27000

11N40SISO_Ant1_5230_30~5140

11N40SISO_Ant1_5230_5360~27000

11AC20SISO_Ant1_5180_30~5140

11AC20SISO_Ant1_5180_5360~27000

11AC20SISO_Ant1_5200_30~5140

11AC20SISO_Ant1_5200_5360~27000

11AC20SISO_Ant1_5240_30~5140

11AC20SISO_Ant1_5240_5360~27000

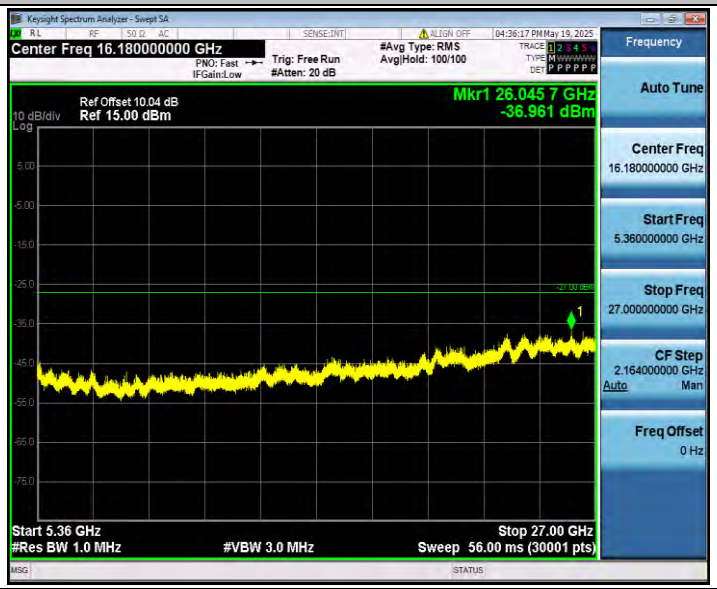

11AC40SISO_Ant1_5190_30~5140

11AC40SISO_Ant1_5190_5360~27000

11AC40SISO_Ant1_5230_30~5140

11AC40SISO_Ant1_5230_5360~27000

11AC80SISO_Ant1_5210_30~5140

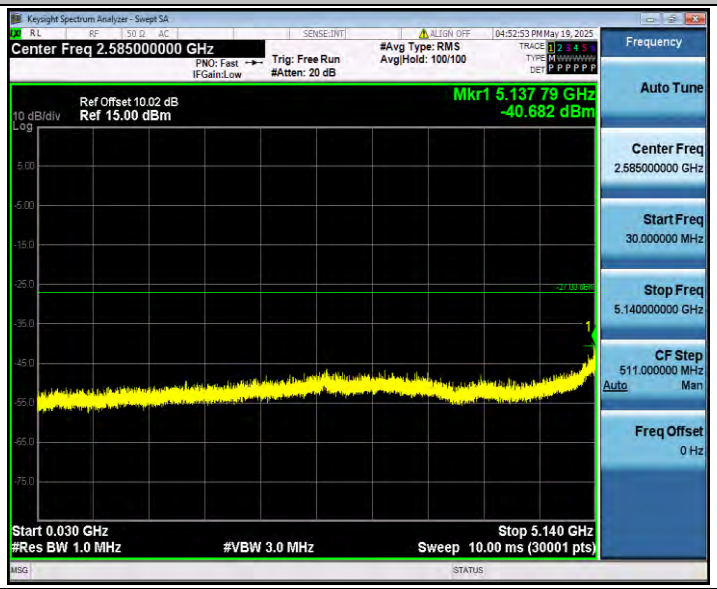

11AC80SISO_Ant1_5210_5360~27000

Keysight Spectrum Analyzer - Swept SA
Center Freq 16.180000000 GHz
PNO: Fast
IFGain:Low
Trig: Free Run
#Atten: 20 dB
#Avg Type: RMS
Avg|Hold: 100/100
Ref Offset 10.02 dB
10 dB/div
Ref 15.00 dBm
Log
Mkr1 23.481 3 GHz
-36.960 dBm
Start 5.36 GHz
#Res BW 1.0 MHz
#VBW 3.0 MHz
Stop 27.00 GHz
Sweep 56.00 ms (30001 pts)
Frequency
Auto Tune
Center Freq
16.180000000 GHz
Start Freq
5.360000000 GHz
Stop Freq
27.000000000 GHz
CF Step
2.164000000 GHz
Auto
Man
Freq Offset
0 Hz