Case No. : GTS20250410010-1-04	
Ambient Condition: 23 ℃, 52 %RH	
According Standard: ■Part15E	
Test Date: 2025.5.16	**Test Engineer:** Evan ouyang

Appendix E.1: Emission Bandwidth

Test Result

TestMode	Antenna	Freq(MHz)	26db EBW [MHz]	FL[MHz]	FH[MHz]	Limit[MHz]	Verdict
11A	Ant0	5260	22.800	5248.520	5271.320	---	---
		5280	23.360	5268.200	5291.560	---	---
		5320	22.600	5308.680	5331.280	---	---
11N20SISO	Ant0	5260	23.560	5247.840	5271.400	---	---
		5280	22.880	5268.480	5291.360	---	---
		5320	22.840	5308.440	5331.280	---	---
11N40SISO	Ant0	5270	43.600	5248.160	5291.760	---	---
		5310	42.880	5288.720	5331.600	---	---
11AC20SISO	Ant0	5260	23.200	5247.880	5271.080	---	---
		5280	23.560	5268.160	5291.720	---	---
		5320	22.920	5308.840	5331.760	---	---
11AC40SISO	Ant0	5270	42.640	5248.480	5291.120	---	---
		5310	42.560	5288.800	5331.360	---	---
11AC80SISO	Ant0	5290	85.280	5247.440	5332.720	---	---

Test Graphs

11A_Ant0_5260

11A_Ant0_5280

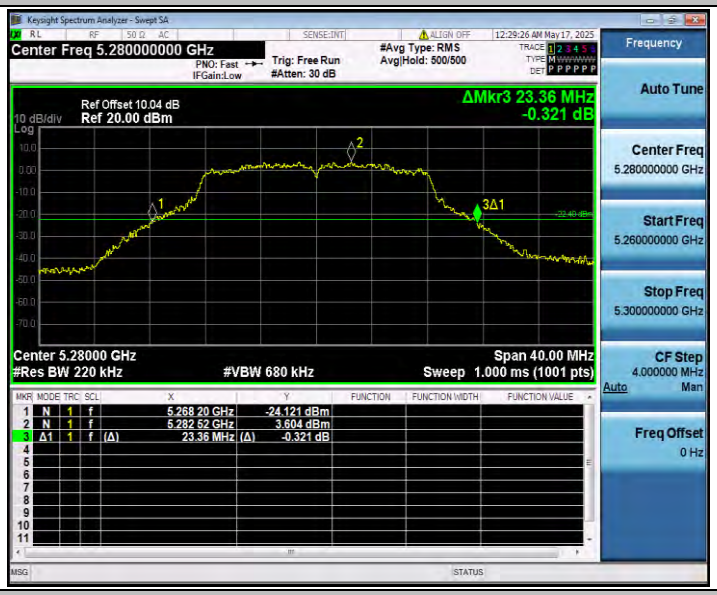

11A_Ant0_5320

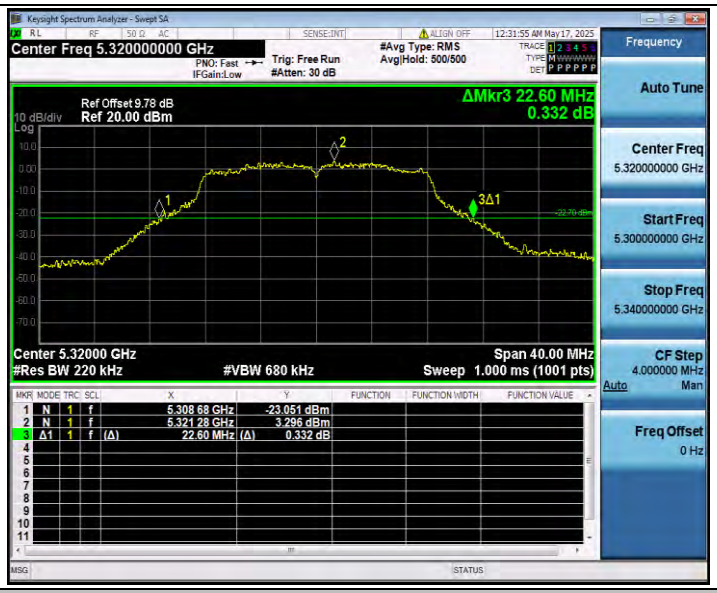

11N20SISO_Ant0_5260

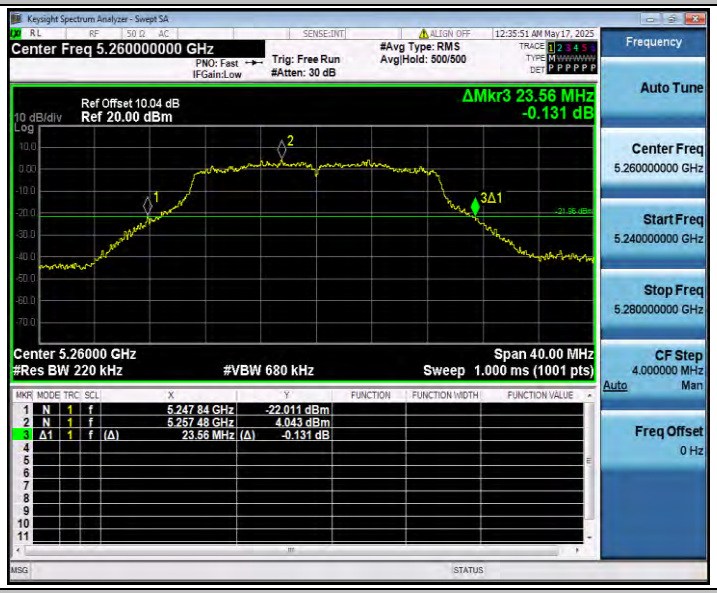

11N20SISO_Ant0_5280

11N20SISO_Ant0_5320

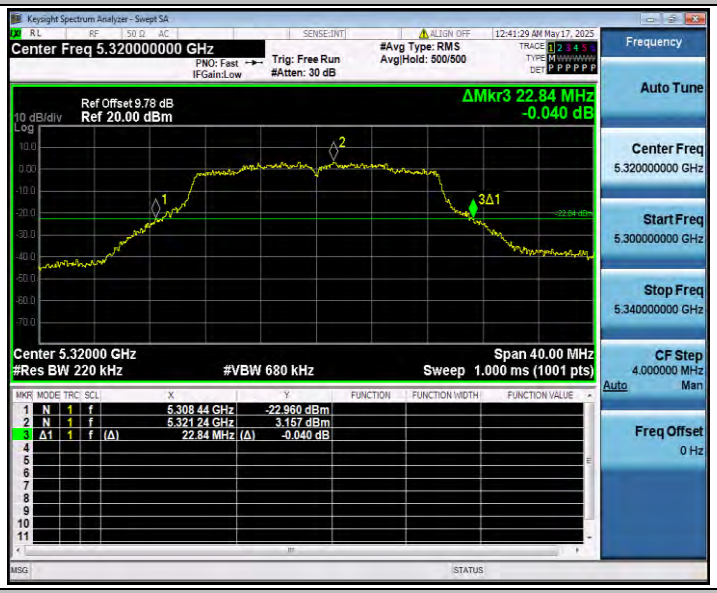

11N40SISO_Ant0_5270

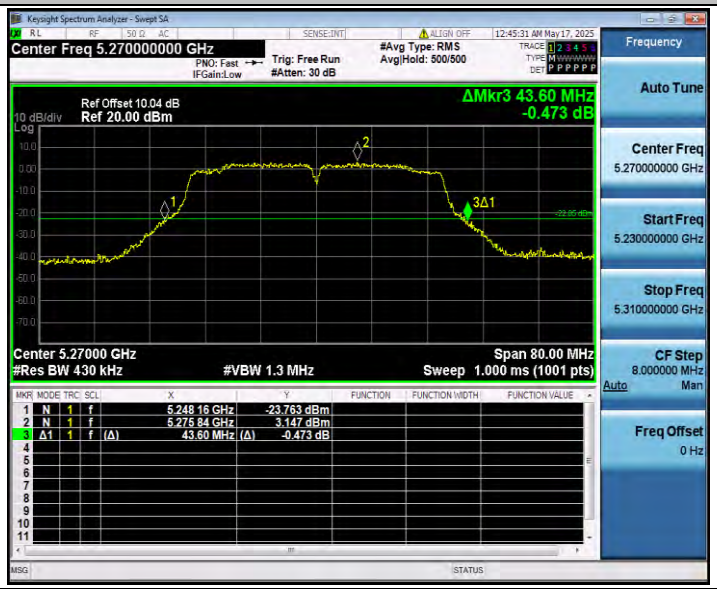

11N40SISO_Ant0_5310

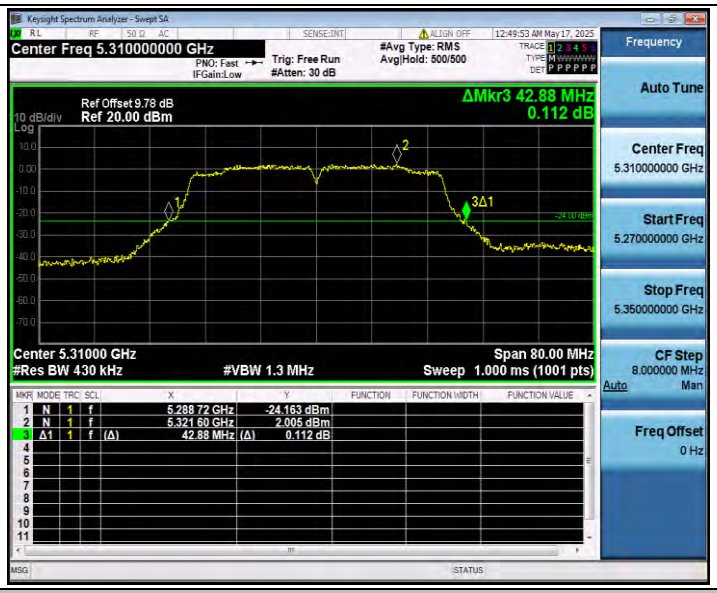

11AC20SISO_Ant0_5260

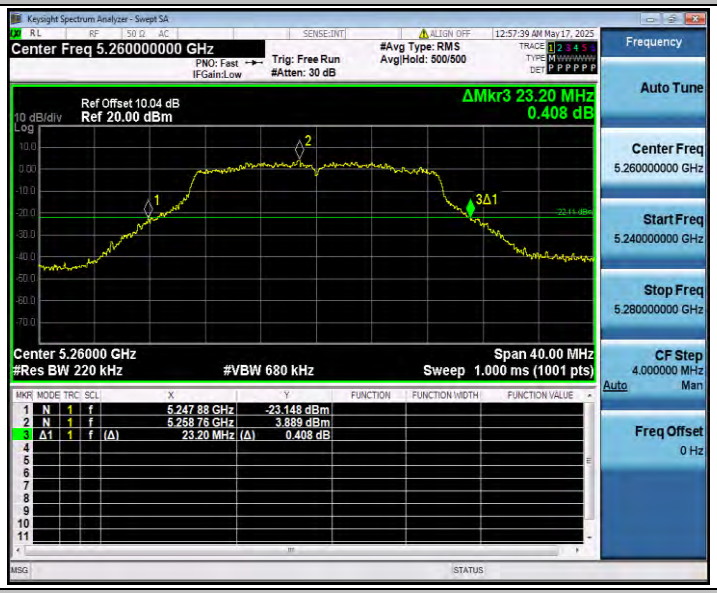

11AC20SISO_Ant0_5280

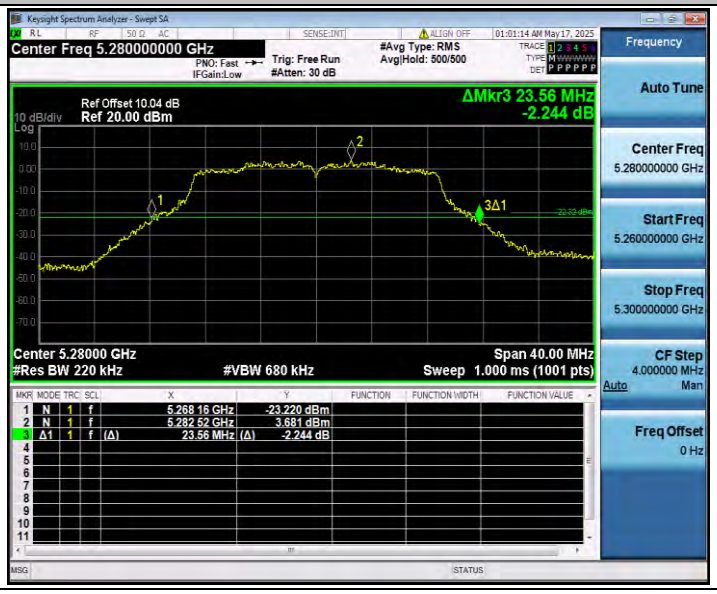

11AC20SISO_Ant0_5320

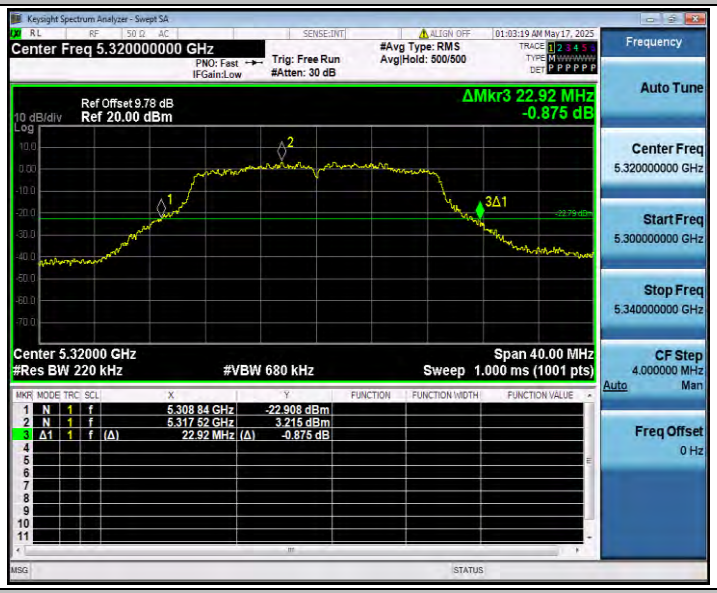

11AC40SISO_Ant0_5270

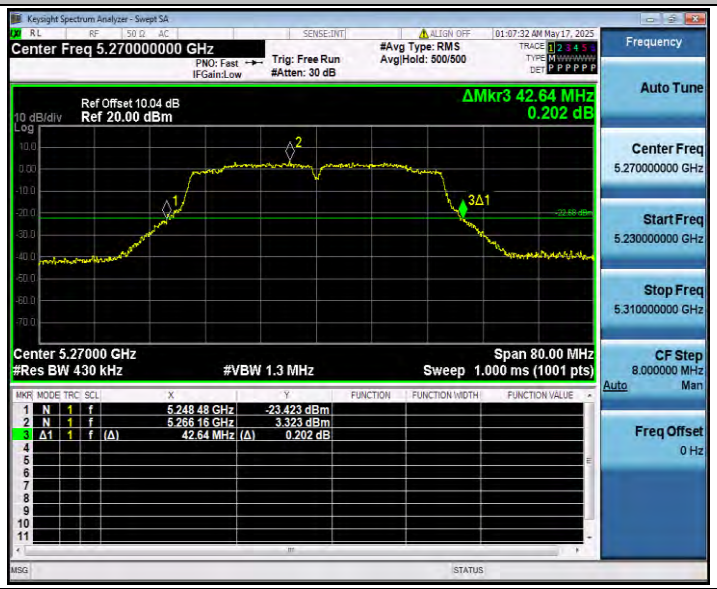

11AC40SISO_Ant0_5310

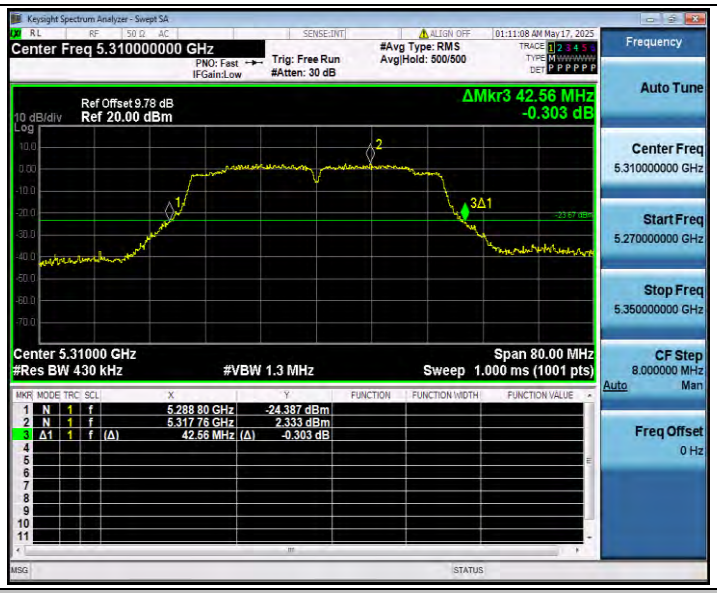

11AC80SISO_Ant0_5290

Appendix E.2: Occupied channel bandwidth

Test Result

TestMode	Antenna	Freq(MHz)	OCB [MHz]	FL[MHz]	FH[MHz]	Limit[MHz]	Verdict
11A	Ant0	5260	16.990	5251.4762	5268.4662	---	---
		5280	16.964	5271.5200	5288.4840	---	---
		5320	16.952	5311.5444	5328.4964	---	---
11N20SISO	Ant0	5260	18.037	5250.9888	5269.0258	---	---
		5280	18.009	5271.0106	5289.0196	---	---
		5320	18.009	5311.0365	5329.0455	---	---
11N40SISO	Ant0	5270	36.286	5251.8600	5288.1460	---	---
		5310	36.253	5291.9412	5328.1942	---	---
11AC20SISO	Ant0	5260	18.041	5250.9494	5268.9904	---	---
		5280	18.054	5270.9728	5289.0268	---	---
		5320	17.956	5311.0666	5329.0226	---	---
11AC40SISO	Ant0	5270	36.178	5251.9210	5288.0990	---	---
		5310	36.197	5291.9764	5328.1734	---	---
11AC80SISO	Ant0	5290	75.219	5252.5202	5327.7392	---	---

Test Graphs

11A_Ant0_5260

11A_Ant0_5280

11A_Ant0_5320

11N20SISO_Ant0_5260

11N20SISO_Ant0_5280

11N20SISO_Ant0_5320

11N40SISO_Ant0_5270

11N40SISO_Ant0_5310

11AC20SISO_Ant0_5260

11AC20SISO_Ant0_5280

11AC20SISO_Ant0_5320

11AC40SISO_Ant0_5270

11AC40SISO_Ant0_5310

11AC80SISO_Ant0_5290

Appendix E.3: Duty Cycle

Test Result

TestMode	Antenna	Freq(MHz)	Transmission Duration [ms]	Transmission Period [ms]	Duty Cycle [%]	Duty Cycle Factor[dB]	1/T Factor[KHz]
11A	Ant0	5260	2.09	2.14	97.66	0.10	0.48
		5280	2.09	2.14	97.66	0.10	0.48
		5320	2.09	2.14	97.66	0.10	0.48
11N20SISO	Ant0	5260	3.97	4.02	98.76	0.05	0.25
		5280	3.97	4.02	98.76	0.05	0.25
		5320	3.98	4.02	99.00	0.04	0.25
11N40SISO	Ant0	5270	3.97	4.02	98.76	0.05	0.25
		5310	3.97	4.01	99.00	0.04	0.25
11AC20SISO	Ant0	5260	3.95	3.99	99.00	0.04	0.25
		5280	3.95	4.00	98.75	0.05	0.25
		5320	3.95	3.99	99.00	0.04	0.25
11AC40SISO	Ant0	5270	3.96	4.01	98.75	0.05	0.25
		5310	3.96	4.01	98.75	0.05	0.25
11AC80SISO	Ant0	5290	3.97	4.02	98.76	0.05	0.25

Test Graphs

11A_Ant0_5260

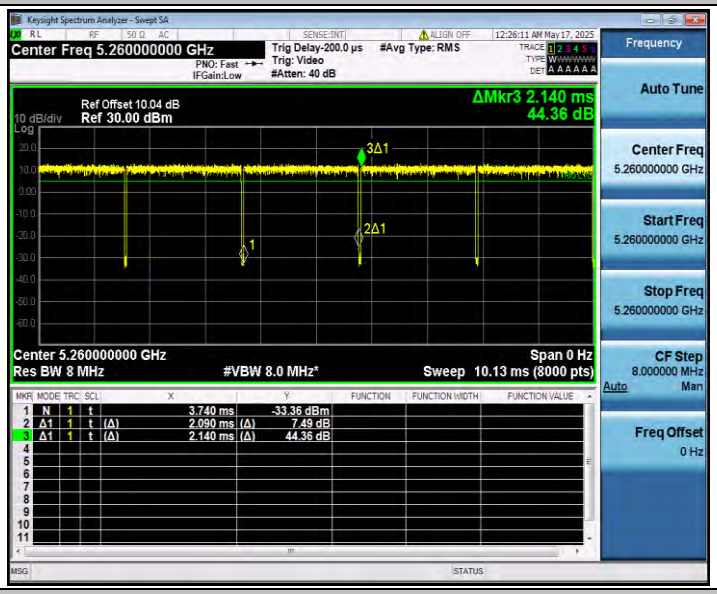

11A_Ant0_5280

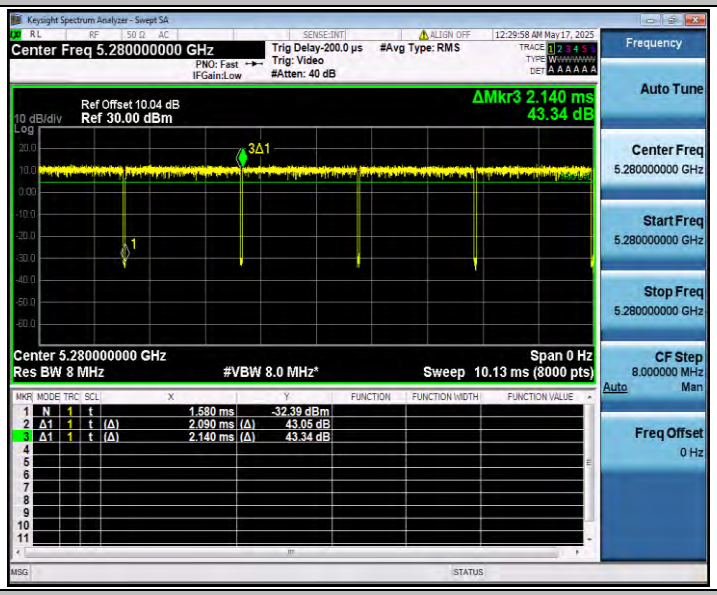

11A_Ant0_5320

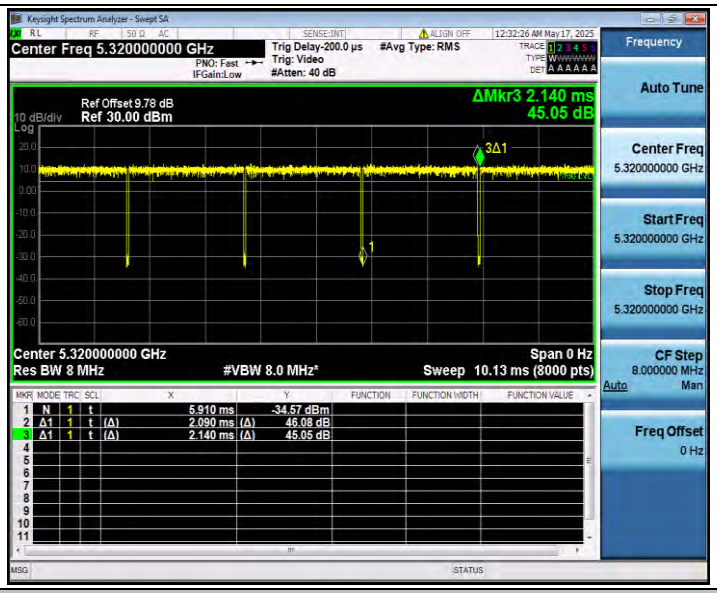

11N20SISO_Ant0_5260

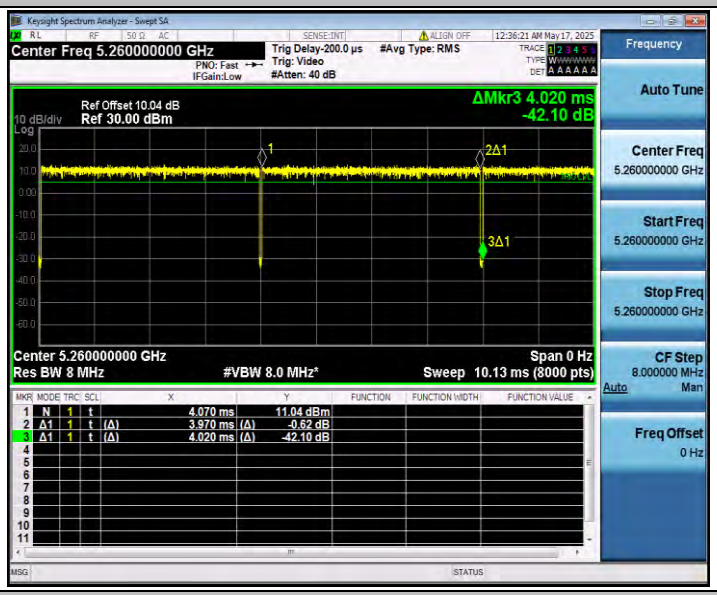

11N20SISO_Ant0_5280

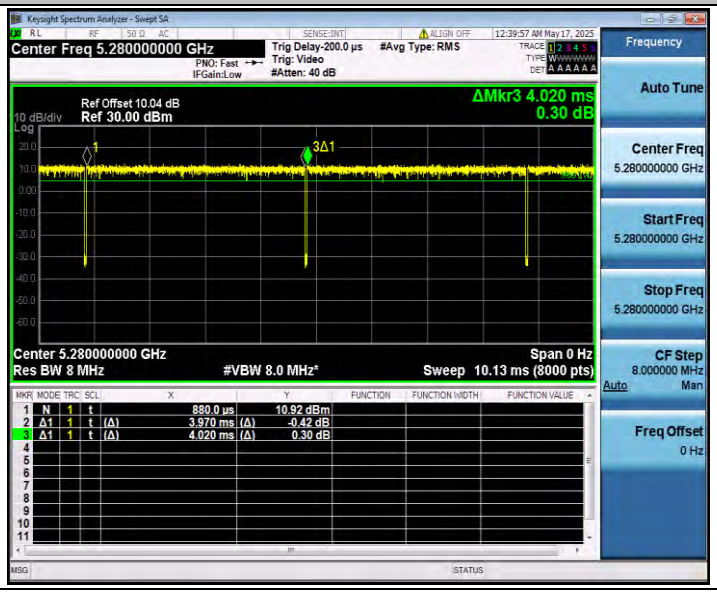

11N20SISO_Ant0_5320

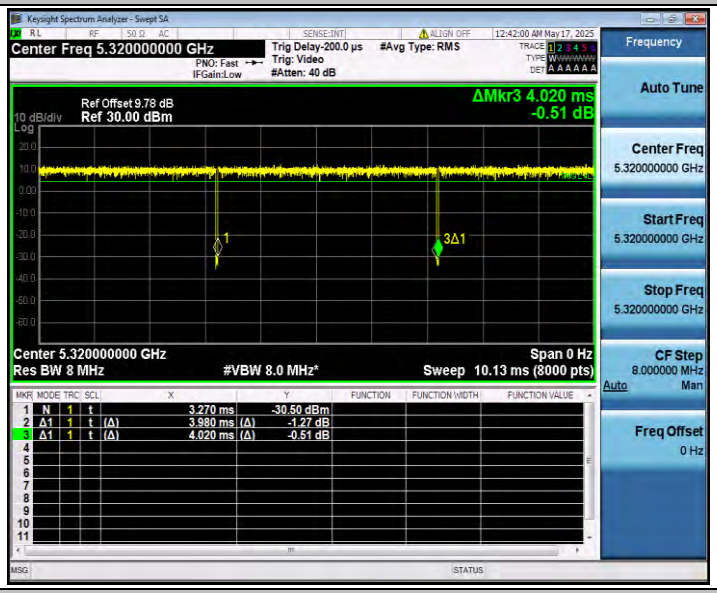

11N40SISO_Ant0_5270

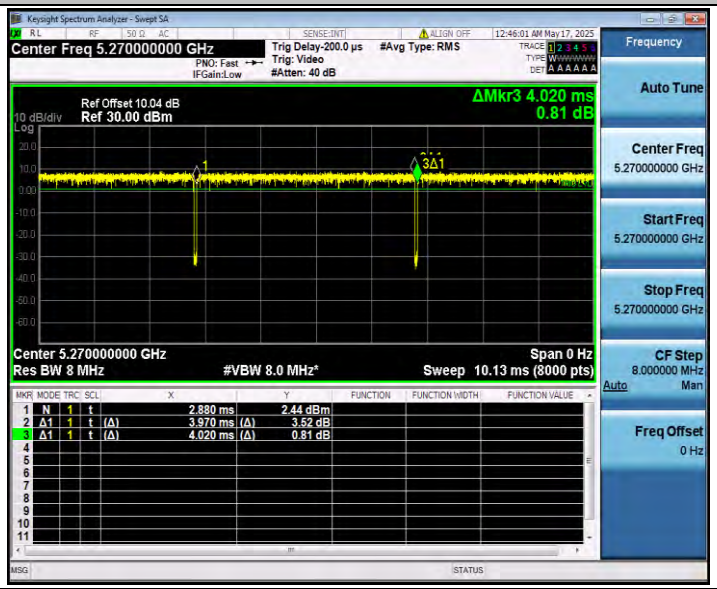

11N40SISO_Ant0_5310

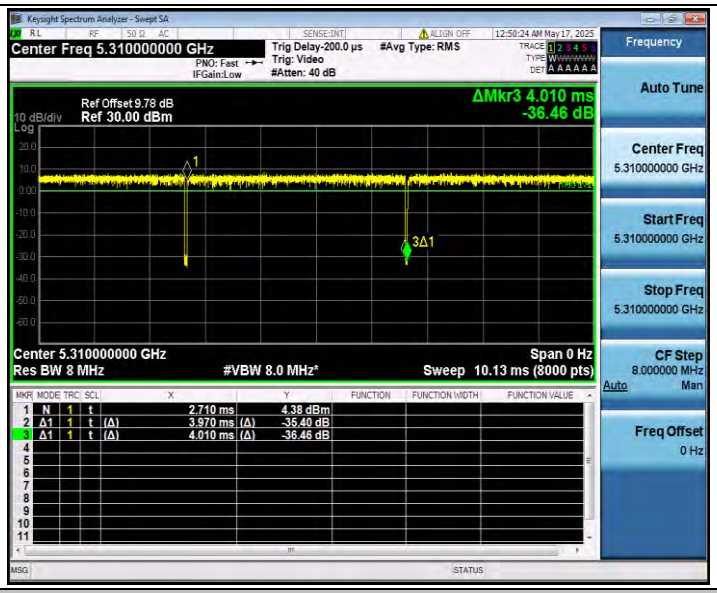

11AC20SISO_Ant0_5260

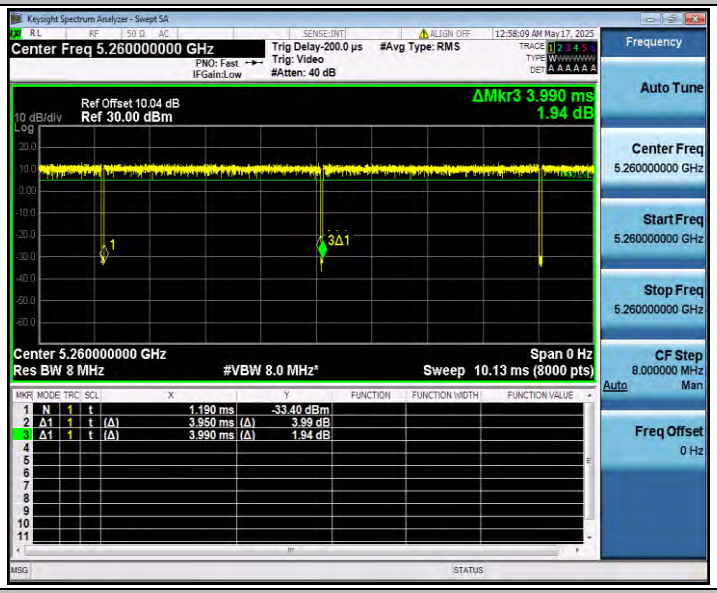

11AC20SISO_Ant0_5280

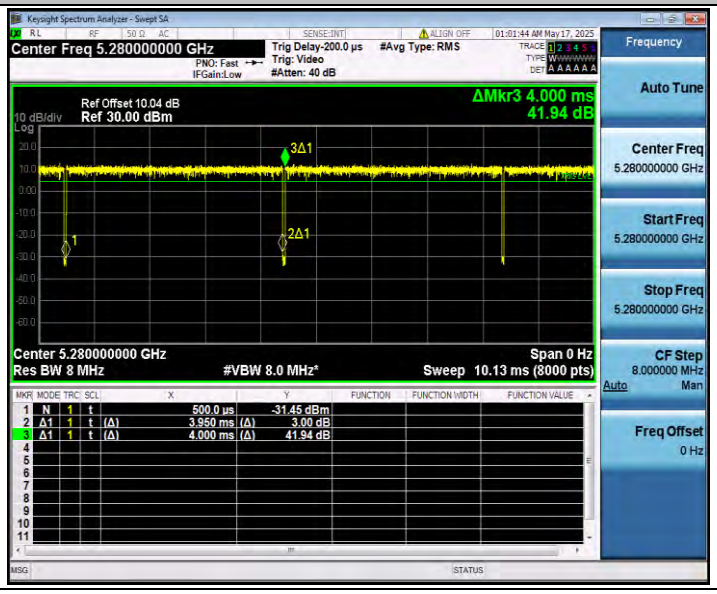

11AC20SISO_Ant0_5320

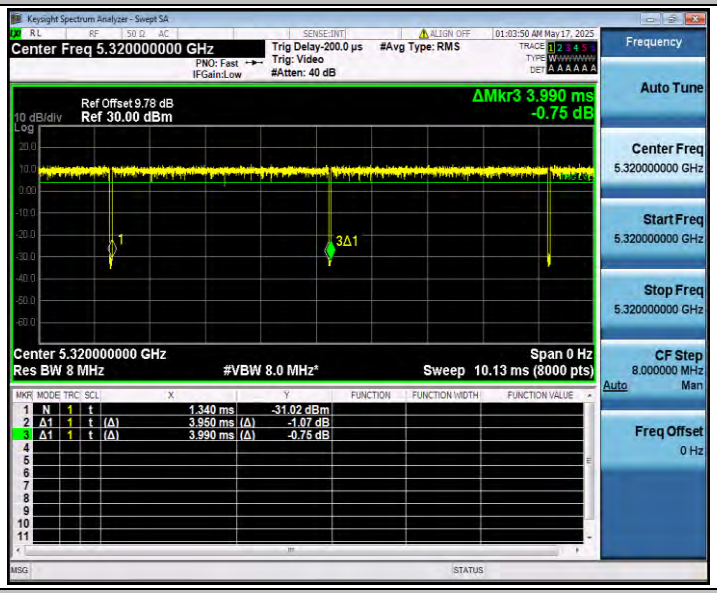

11AC40SISO_Ant0_5270

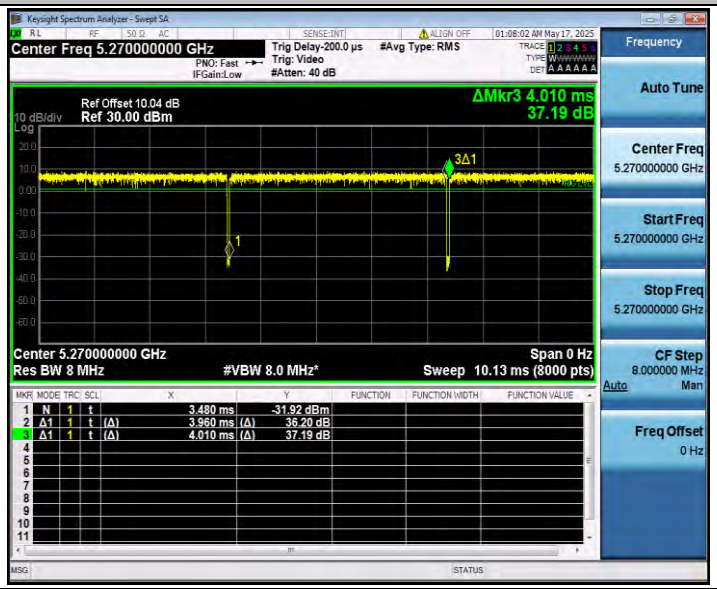

11AC40SISO_Ant0_5310

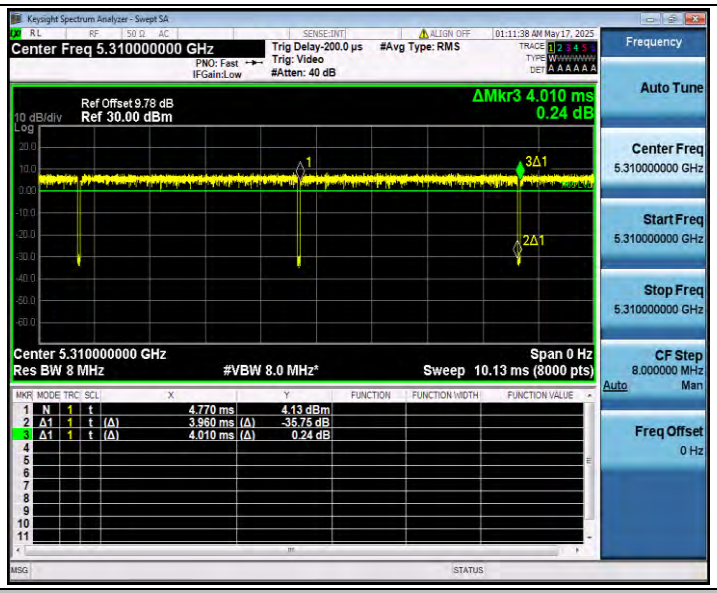

11AC80SISO_Ant0_5290

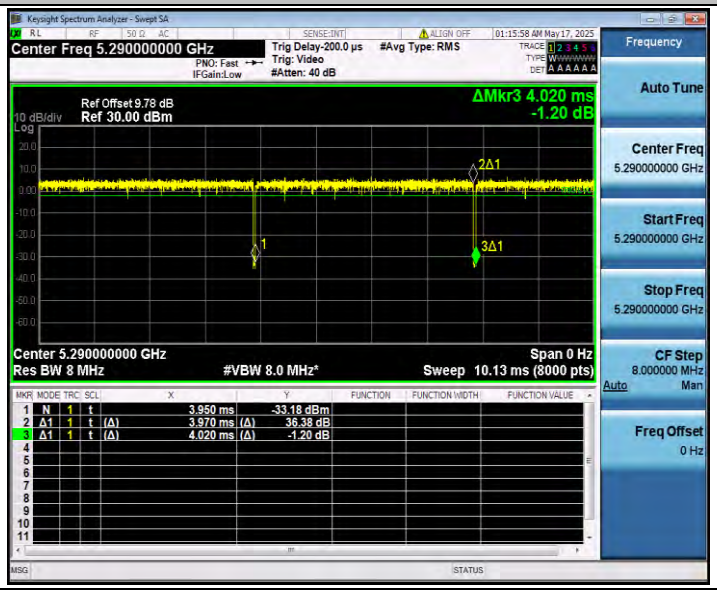

Appendix E.4: Maximum conducted output power

Test Result Channel Power

Test Mode	Antenna	Freq(MHz)	Channel Powert [dBm]	Duty Cycle [%]	DC Factor [dBm]	Result [dBm]	Limit [dBm]	Verdict
11A	Ant0	5260	12.93	97.66	0.10	13.03	≤23.98	PASS
		5280	12.49	97.66	0.10	12.59	≤23.98	PASS
		5320	12.08	97.66	0.10	12.18	≤23.98	PASS
11N20SISO	Ant0	5260	12.84	98.76	0.05	12.89	≤23.98	PASS
		5280	12.44	98.76	0.05	12.49	≤23.98	PASS
		5320	12.04	99.00	0.04	12.08	≤23.98	PASS
11N40SISO	Ant0	5270	12.76	98.76	0.05	12.81	≤23.98	PASS
		5310	11.95	99.00	0.04	11.99	≤23.98	PASS
11AC20SISO	Ant0	5260	12.73	99.00	0.04	12.77	≤23.98	PASS
		5280	12.45	98.75	0.05	12.50	≤23.98	PASS
		5320	12.04	99.00	0.04	12.08	≤23.98	PASS
11AC40SISO	Ant0	5270	12.81	98.75	0.05	12.86	≤23.98	PASS
		5310	11.96	98.75	0.05	12.01	≤23.98	PASS
11AC80SISO	Ant0	5290	12.72	98.76	0.05	12.77	≤23.98	PASS

Appendix E.5: Maximum power spectral density

Test Result

TestMode	Antenna	Freq(MHz)	Result [dBm/MHz]	Limit[dBm/MHz]	Verdict
11A	Ant0	5260	2.30	≤11.00	PASS
		5280	1.85	≤11.00	PASS
		5320	1.50	≤11.00	PASS
11N20SISO	Ant0	5260	1.89	≤11.00	PASS
		5280	1.48	≤11.00	PASS
		5320	1.14	≤11.00	PASS
11N40SISO	Ant0	5270	-1.41	≤11.00	PASS
		5310	-2.21	≤11.00	PASS
11AC20SISO	Ant0	5260	1.82	≤11.00	PASS
		5280	1.46	≤11.00	PASS
		5320	1.10	≤11.00	PASS
11AC40SISO	Ant0	5270	-1.41	≤11.00	PASS
		5310	-2.20	≤11.00	PASS
11AC80SISO	Ant0	5290	-4.62	≤11.00	PASS

Note：1.The Result and Limit Unit is dBm/500 kHz in the band 5.725–5.85 GHz.
2.The Duty Cycle Factor and RBW Factor is compensated in the graph.

Test Graphs

11A_Ant0_5260

11A_Ant0_5280

11A_Ant0_5320

11N20SISO_Ant0_5260

11N20SISO_Ant0_5280

11N20SISO_Ant0_5320

11N40SISO_Ant0_5270

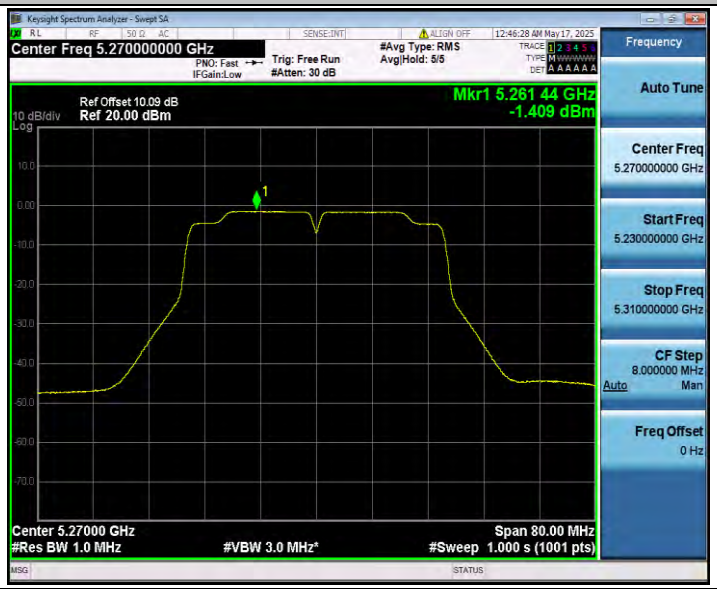

11N40SISO_Ant0_5310

11AC20SISO_Ant0_5260

11AC20SISO_Ant0_5280

11AC20SISO_Ant0_5320
11AC40SISO_Ant0_5270
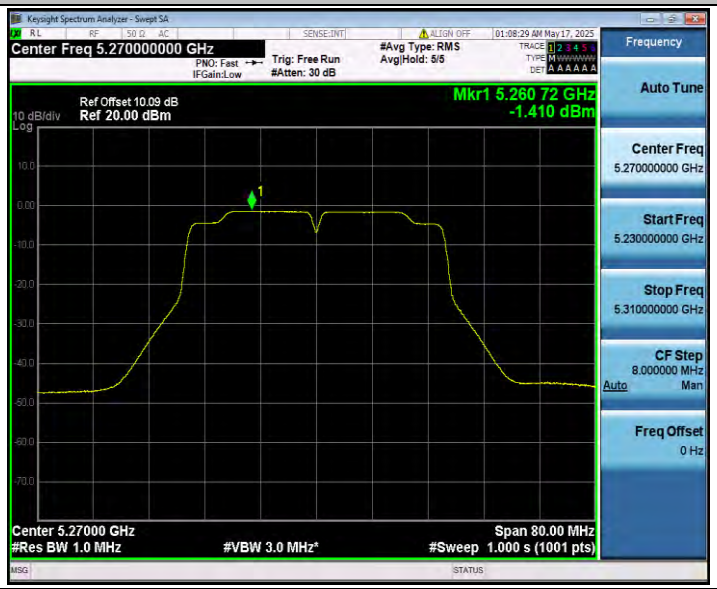
11AC40SISO_Ant0_5310

11AC80SISO_Ant0_5290

Appendix E.6: Band edge measurements

Test Result B2

TestMode	Antenna	ChName	Freq(MHz)	Result[dBm]	Limit[dBm]	Verdict
11A	Ant0	Low	5260	-36.82	≤-27	PASS
		High	5320	-37.18	≤-27	PASS
11N20SISO	Ant0	Low	5260	-36.32	≤-27	PASS
		High	5320	-37.7	≤-27	PASS
11N40SISO	Ant0	Low	5270	-36.87	≤-27	PASS
		High	5310	-32.08	≤-27	PASS
11AC20SISO	Ant0	Low	5260	-36.72	≤-27	PASS
		High	5320	-37.53	≤-27	PASS
11AC40SISO	Ant0	Low	5270	-36.51	≤-27	PASS
		High	5310	-33.52	≤-27	PASS
11AC80SISO	Ant0	Low	5290	-37.3	≤-27	PASS
		High	5290	-29.46	≤-27	PASS

Test Graphs B2

11A_Ant0_Low_5260

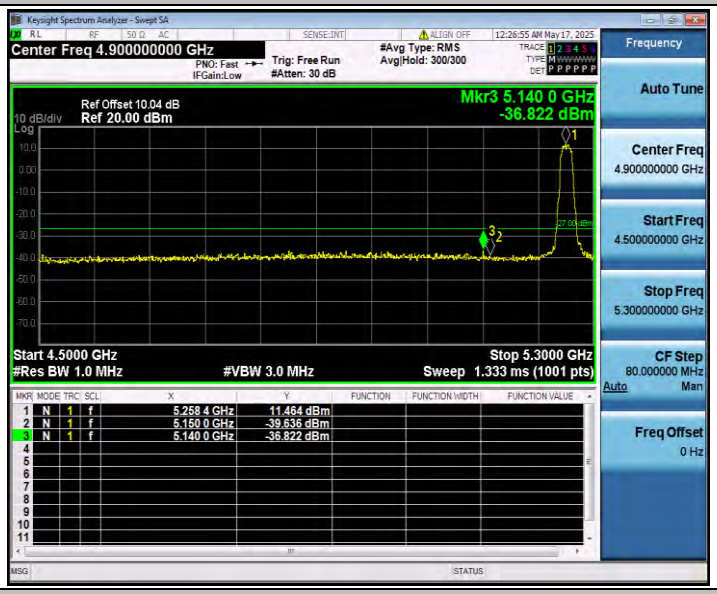

11A_Ant0_High_5320

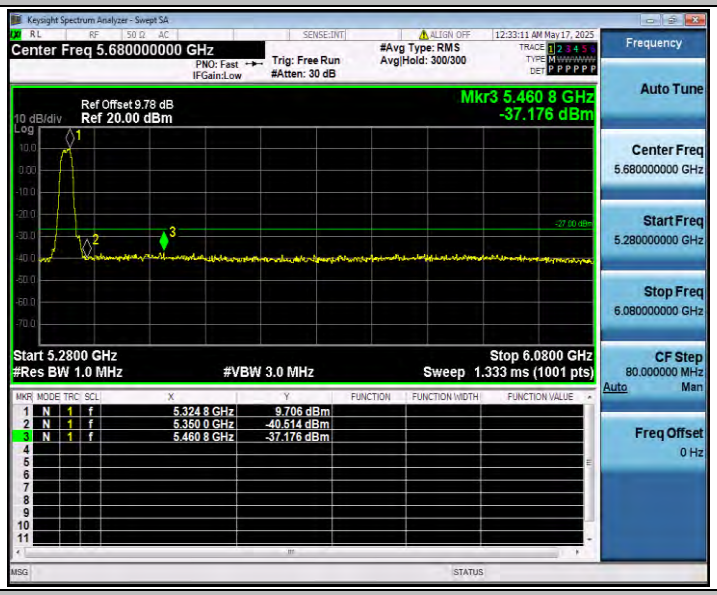

11N20SISO_Ant0_Low_5260

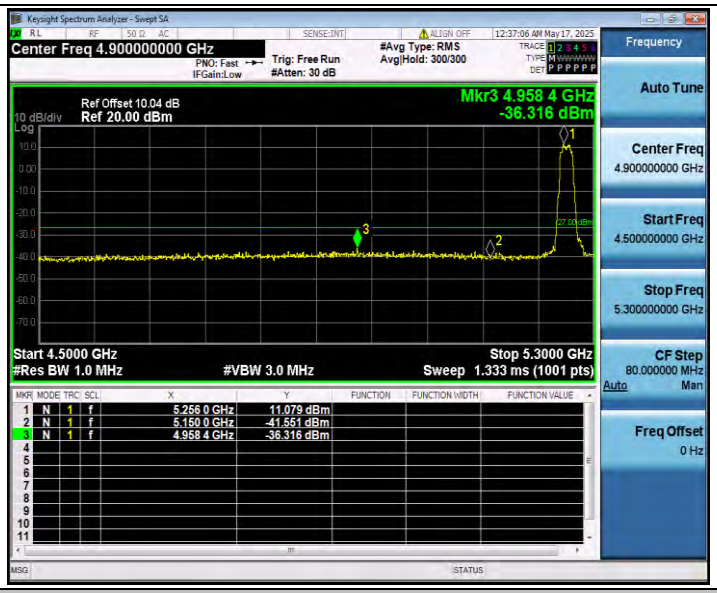

11N20SISO_Ant0_High_5320

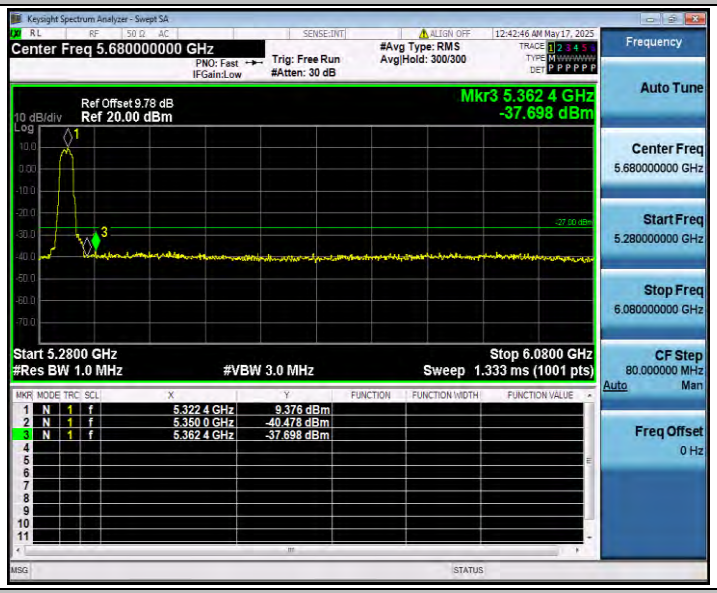

11N40SISO_Ant0_Low_5270

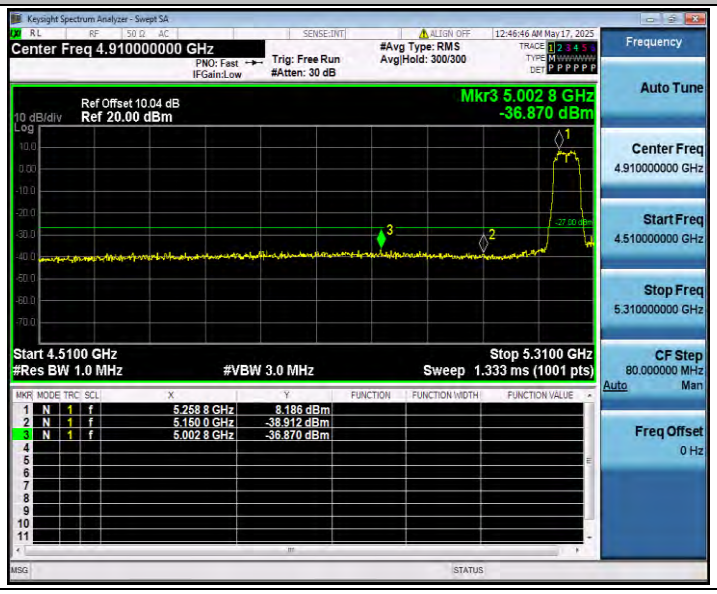

11N40SISO_Ant0_High_5310

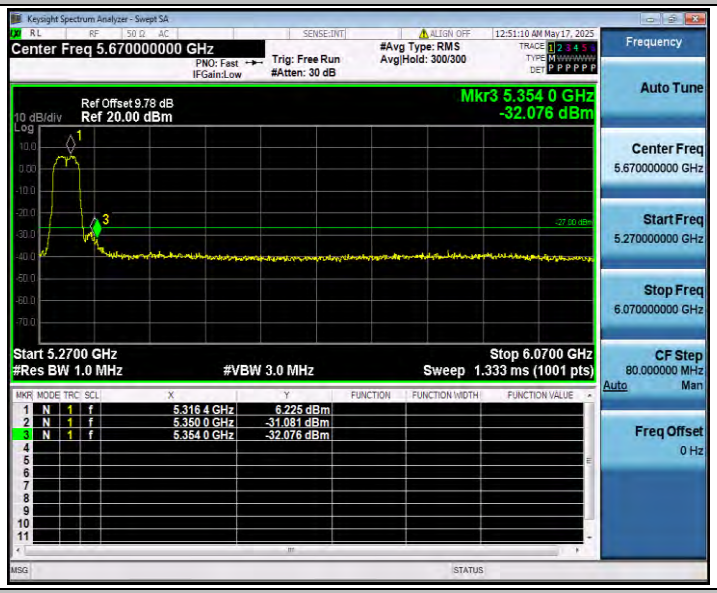

11AC20SISO_Ant0_Low_5260

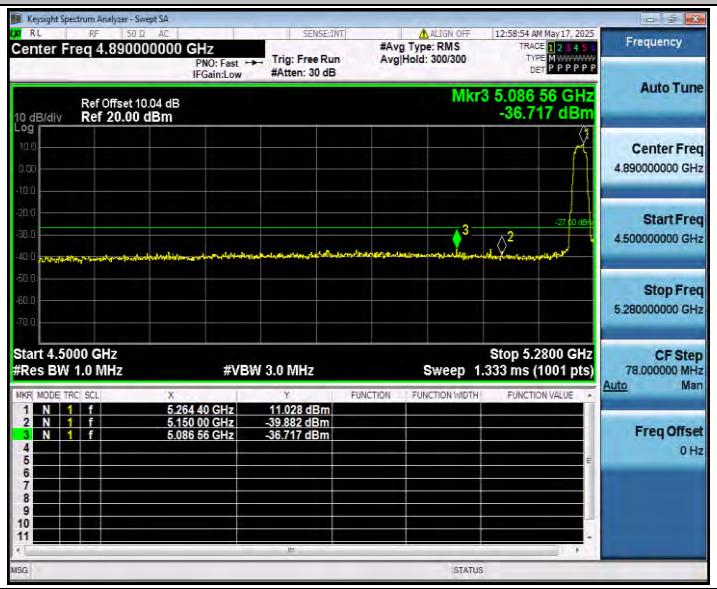

11AC20SISO_Ant0_High_5320

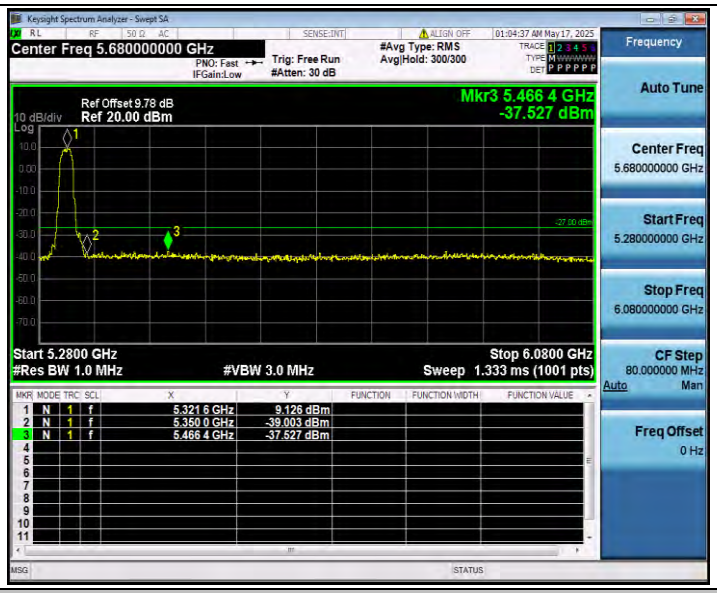

11AC40SISO_Ant0_Low_5270

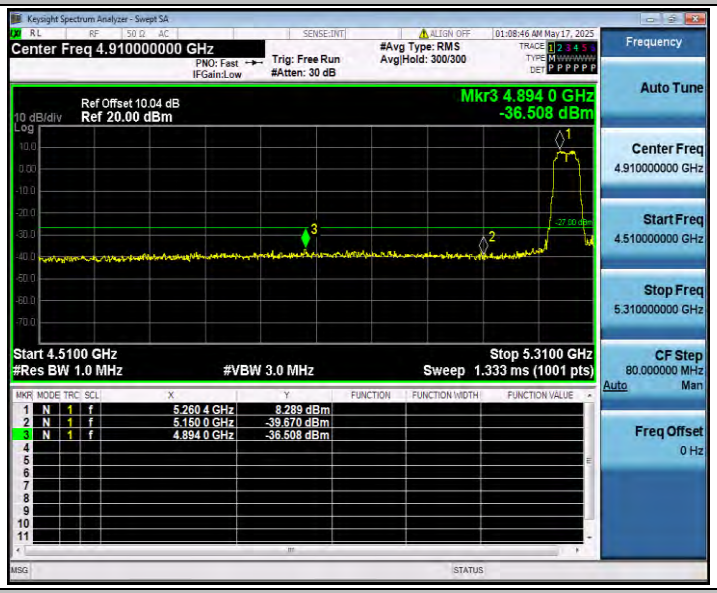

11AC40SISO_Ant0_High_5310

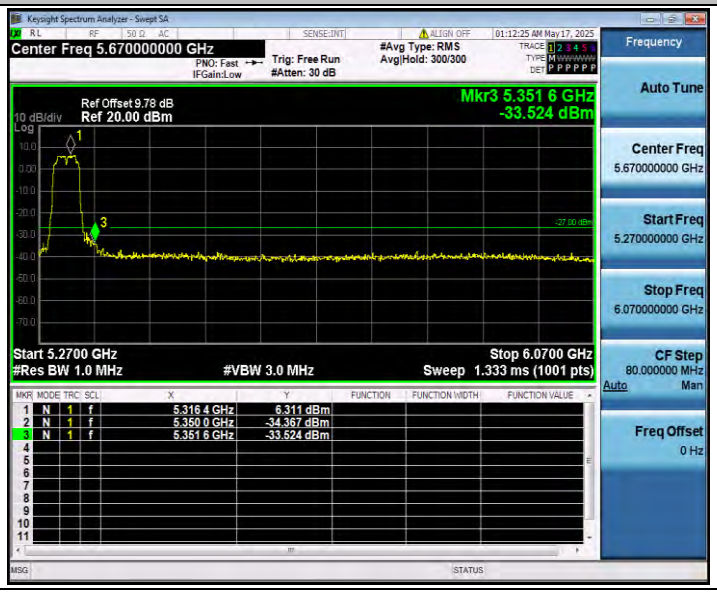

11AC80SISO_Ant0_Low_5290
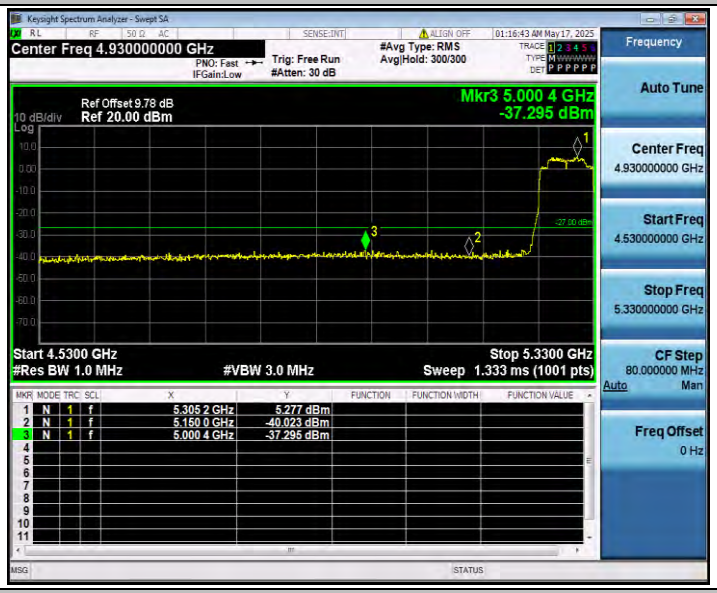

11AC80SISO_Ant0_High_5290

Appendix E.7: Conducted Spurious Emission

Test Result

TestMode	Antenna	Freq(MHz)	FreqRange [MHz]	Max. Fre [MHz]	Max. Level [dBm]	Limit [dBm]	Verdict
11A	Ant0	5260	30~5140	2650.92	-45.87	≤-27	PASS
			5360~27000	23550.58	-36.55	≤-27	PASS
		5280	30~5140	5061.31	-46.63	≤-27	PASS
			5360~27000	24182.47	-36.47	≤-27	PASS
		5320	30~5140	2690.61	-46.01	≤-27	PASS
			5360~27000	25538.58	-36.7	≤-27	PASS
11N20SISO	Ant0	5260	30~5140	5104.23	-45.96	≤-27	PASS
			5360~27000	24243.06	-36.94	≤-27	PASS
		5280	30~5140	3282.86	-45.94	≤-27	PASS
			5360~27000	24235.85	-36.96	≤-27	PASS
		5320	30~5140	4936.79	-45.31	≤-27	PASS
			5360~27000	24886.49	-37.05	≤-27	PASS
11N40SISO	Ant0	5270	30~5140	5055.86	-46.04	≤-27	PASS
			5360~27000	26870.16	-36.79	≤-27	PASS
		5310	30~5140	4957.06	-46.56	≤-27	PASS
			5360~27000	5362.89	-36.82	≤-27	PASS
11AC20SISO	Ant0	5260	30~5140	5042.23	-46.02	≤-27	PASS
			5360~27000	25580.42	-36.56	≤-27	PASS
		5280	30~5140	2665.74	-45.46	≤-27	PASS
			5360~27000	23589.54	-37.16	≤-27	PASS
		5320	30~5140	4947.01	-46.25	≤-27	PASS
			5360~27000	26680.45	-37.07	≤-27	PASS
11AC40SISO	Ant0	5270	30~5140	2609.02	-40.69	≤-27	PASS
			5360~27000	26883.14	-37.35	≤-27	PASS
		5310	30~5140	4905.45	-44.46	≤-27	PASS
			5360~27000	24214.21	-36.91	≤-27	PASS
11AC80SISO	Ant0	5290	30~5140	5135.4	-45.12	≤-27	PASS
			5360~27000	5360	-33.74	≤-27	PASS

Test Graphs

11A_Ant0_5260_30~5140

11A_Ant0_5260_5360~27000

11A_Ant0_5280_30~5140

11A_Ant0_5280_5360~27000

11A_Ant0_5320_30~5140

11A_Ant0_5320_5360~27000

11N20SISO_Ant0_5260_30~5140

11N20SISO_Ant0_5260_5360~27000

11N20SISO_Ant0_5280_30~5140

11N20SISO_Ant0_5280_5360~27000

11N20SISO_Ant0_5320_30~5140
11N20SISO_Ant0_5320_5360~27000
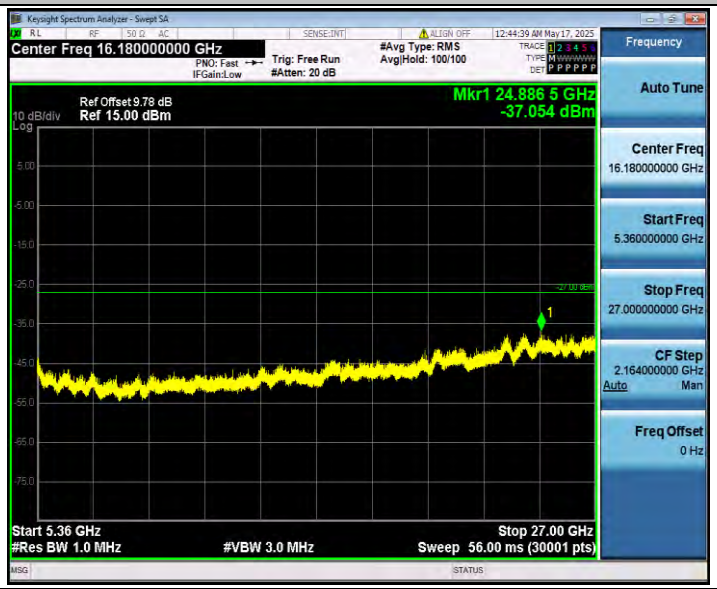
11N40SISO_Ant0_5270_30~5140

11N40SISO_Ant0_5270_5360~27000

11N40SISO_Ant0_5310_30~5140

11N40SISO_Ant0_5310_5360~27000

11AC20SISO_Ant0_5260_30~5140

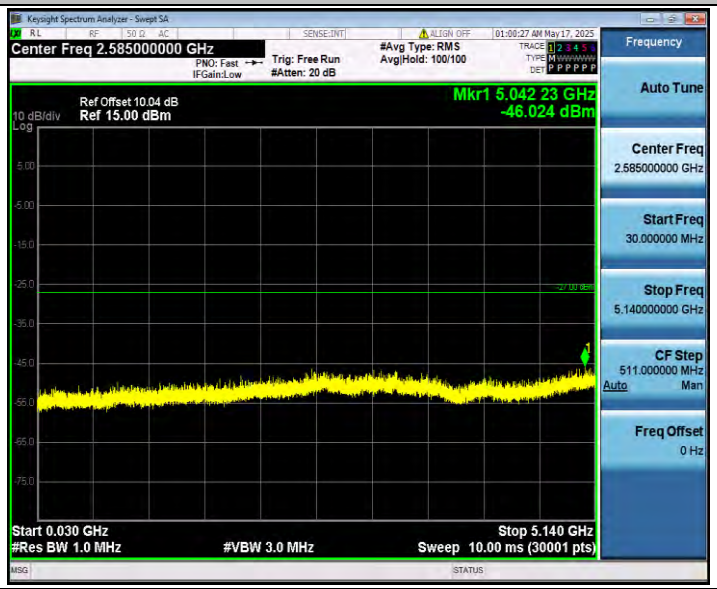

11AC20SISO_Ant0_5260_5360~27000

11AC20SISO_Ant0_5280_30~5140

11AC20SISO_Ant0_5280_5360~27000

11AC20SISO_Ant0_5320_30~5140
11AC20SISO_Ant0_5320_5360~27000
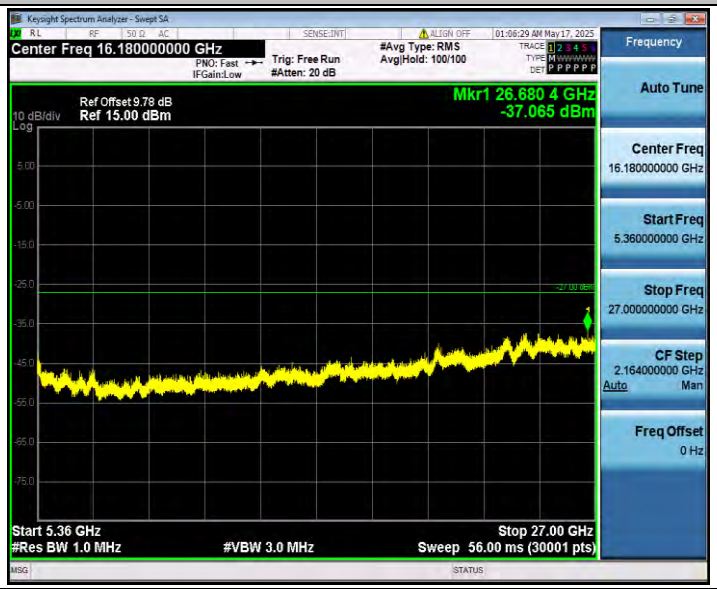
11AC40SISO_Ant0_5270_30~5140

11AC40SISO_Ant0_5270_5360~27000

11AC40SISO_Ant0_5310_30~5140

11AC40SISO_Ant0_5310_5360~27000

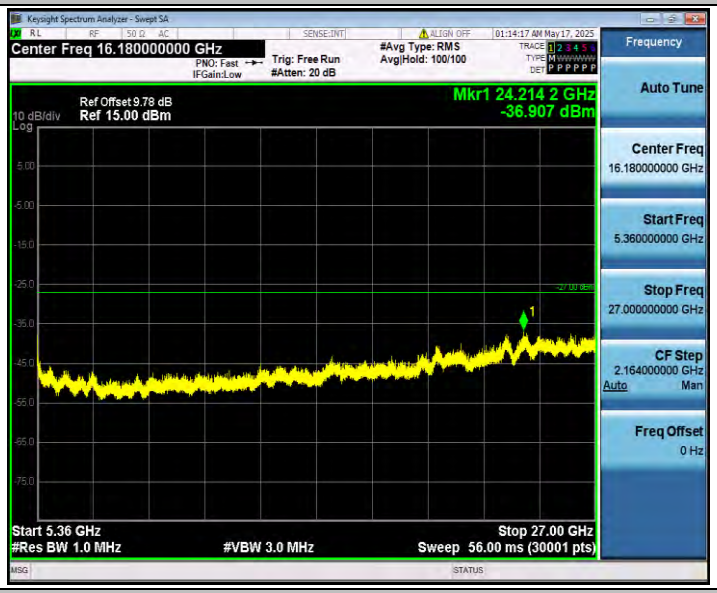

11AC80SISO_Ant0_5290_30~5140

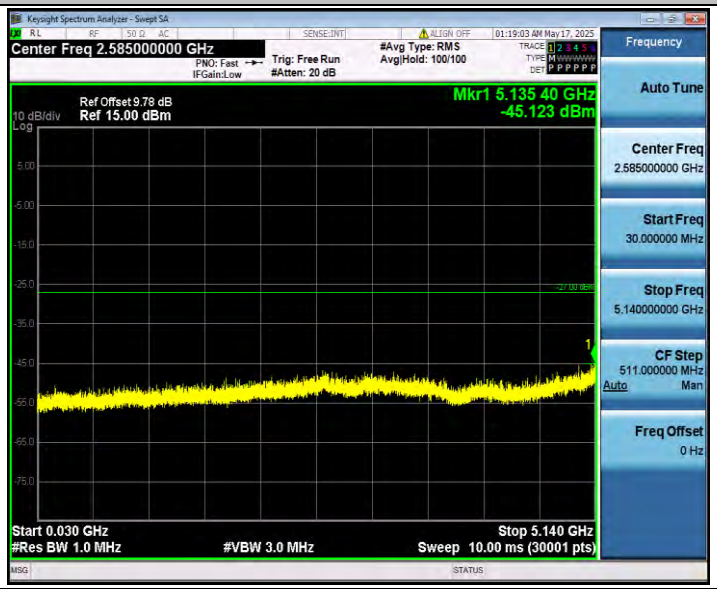

11AC80SISO_Ant0_5290_5360~27000

Keysight Spectrum Analyzer - Swept SA
Center Freq 16.180000000 GHz
PNO: Fast
IFGain:Low
Trig: Free Run
#Atten: 20 dB
#Avg Type: RMS
Avg|Hold: 100/100
01:19:22 AM May 17, 2025
Ref Offset 9.78 dB
10 dB/div
Ref 15.00 dBm
Log
Mkr1 5.360 0 GHz
-33.741 dBm
Start 5.36 GHz
#Res BW 1.0 MHz
#VBW 3.0 MHz
Stop 27.00 GHz
Sweep 56.00 ms (30001 pts)
Frequency
Auto Tune
Center Freq
16.180000000 GHz
Start Freq
5.360000000 GHz
Stop Freq
27.000000000 GHz
CF Step
2.164000000 GHz
Auto
Man
Freq Offset
0 Hz