Case No. : GTS20250410010-1-04	
Ambient Condition: 22 ℃, 52 %RH	
According Standard: ■Part15E	
Test Date: 2025.5.16	**Test Engineer:** Evan ouyang

Appendix F.1: Emission Bandwidth

Test Result

TestMode	Antenna	Freq(MHz)	26db EBW [MHz]	FL[MHz]	FH[MHz]	Limit[MHz]	Verdict
11A	Ant0	5500	22.880	5488.200	5511.080	---	---
		5580	23.200	5568.120	5591.320	---	---
		5700	23.120	5688.280	5711.400	---	---
11N20SISO	Ant0	5500	23.200	5488.240	5511.440	---	---
		5580	22.680	5568.680	5591.360	---	---
		5700	22.800	5688.640	5711.440	---	---
11N40SISO	Ant0	5510	43.840	5488.000	5531.840	---	---
		5590	44.080	5567.760	5611.840	---	---
		5670	42.480	5648.640	5691.120	---	---
11AC20SISO	Ant0	5500	23.880	5487.840	5511.720	---	---
		5580	22.760	5568.400	5591.160	---	---
		5700	23.080	5688.400	5711.480	---	---
11AC40SISO	Ant0	5510	43.440	5488.080	5531.520	---	---
		5590	43.440	5568.480	5611.920	---	---
		5670	42.320	5648.880	5691.200	---	---
11AC80SISO	Ant0	5530	89.440	5485.520	5574.960	---	---
		5610	85.600	5566.800	5652.400	---	---

Test Graphs

11A_Ant0_5500

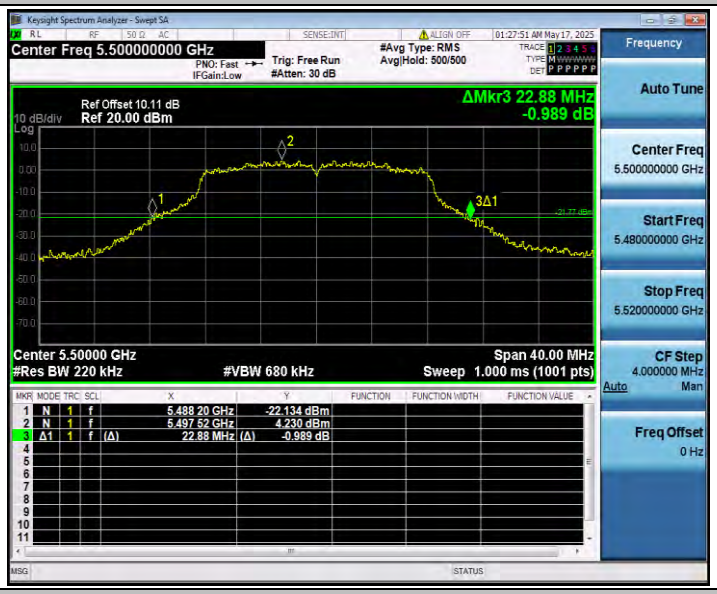

11A_Ant0_5580

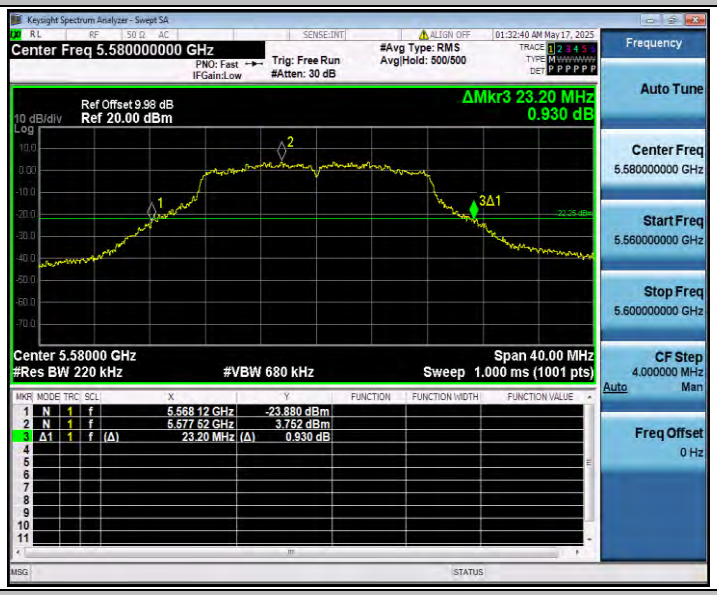

11A_Ant0_5700

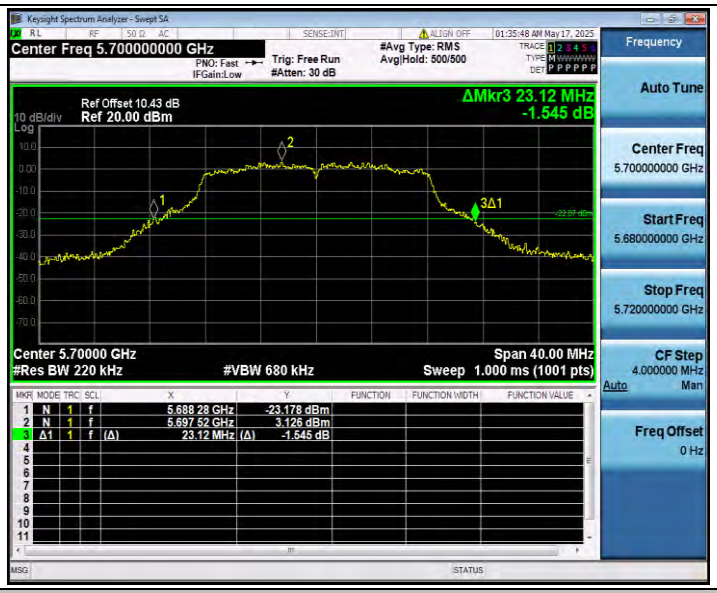

11N20SISO_Ant0_5500

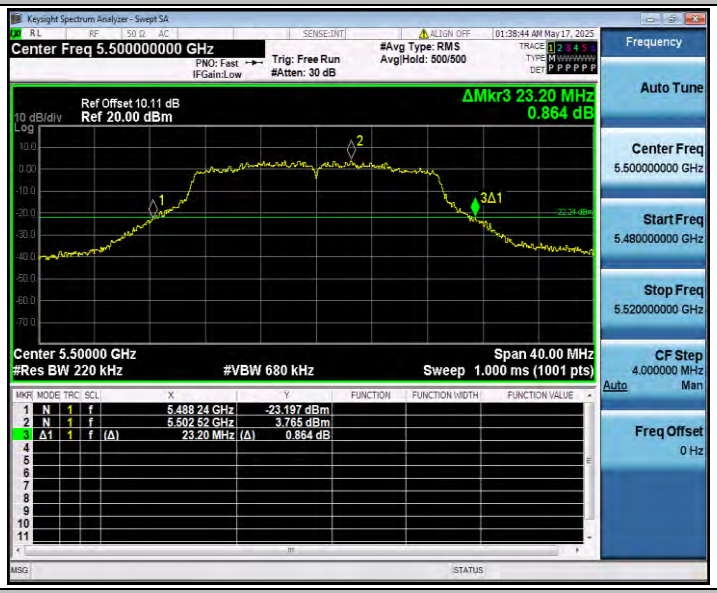

11N20SISO_Ant0_5580

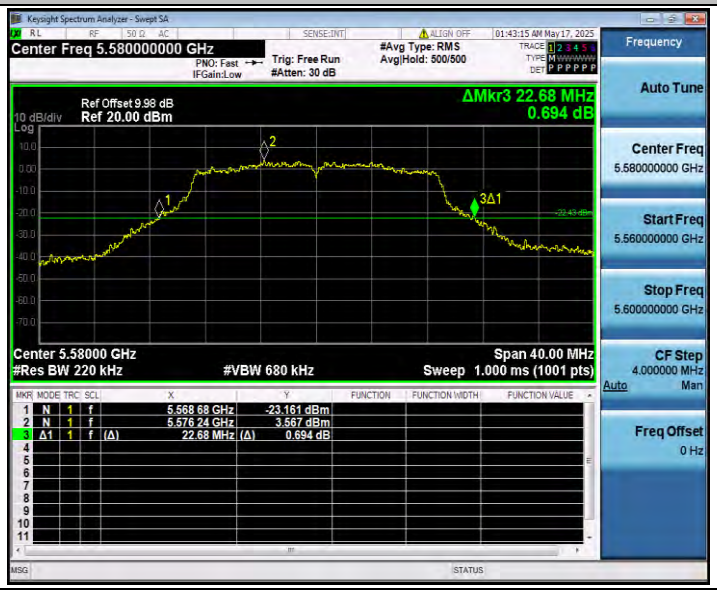

11N20SISO_Ant0_5700
11N40SISO_Ant0_5510
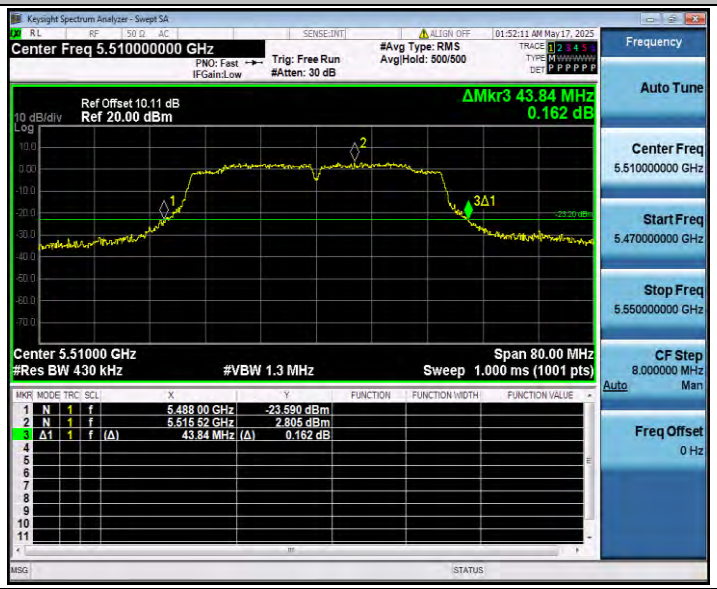
11N40SISO_Ant0_5590

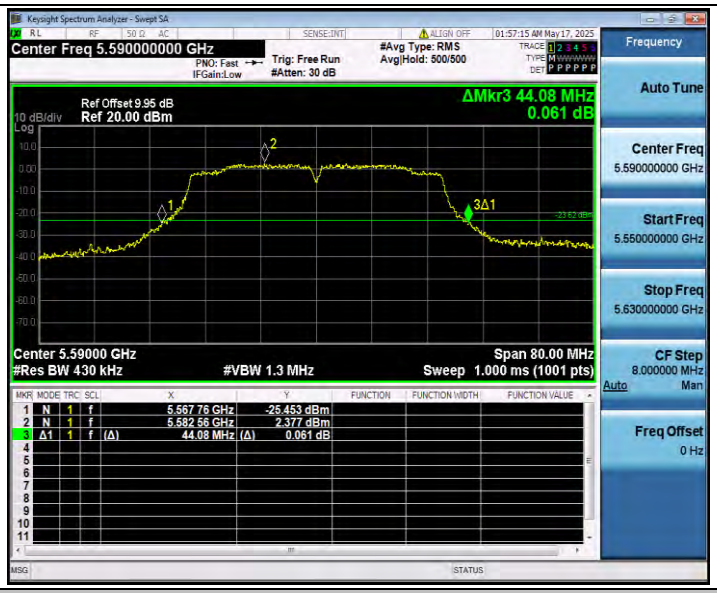

11N40SISO_Ant0_5670

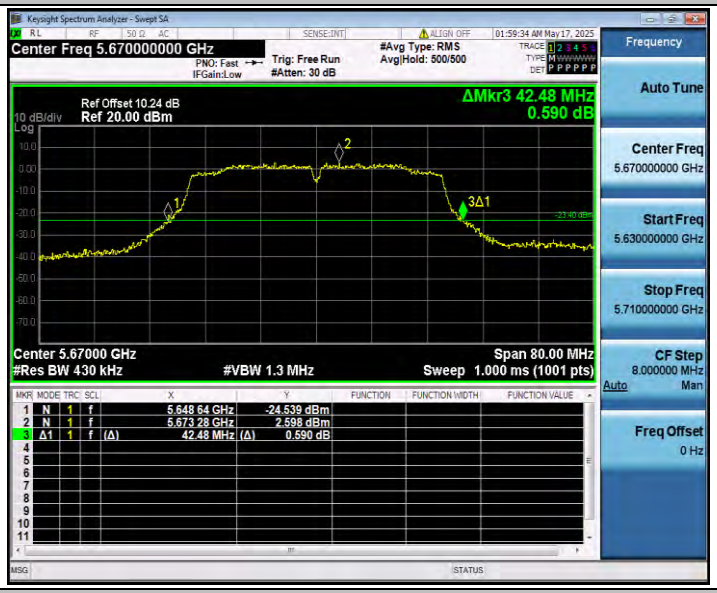

11AC20SISO_Ant0_5500

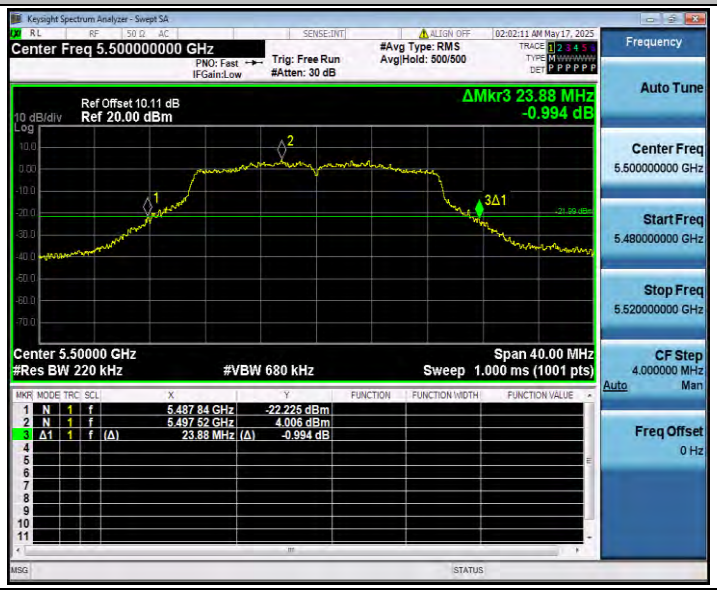

11AC20SISO_Ant0_5580

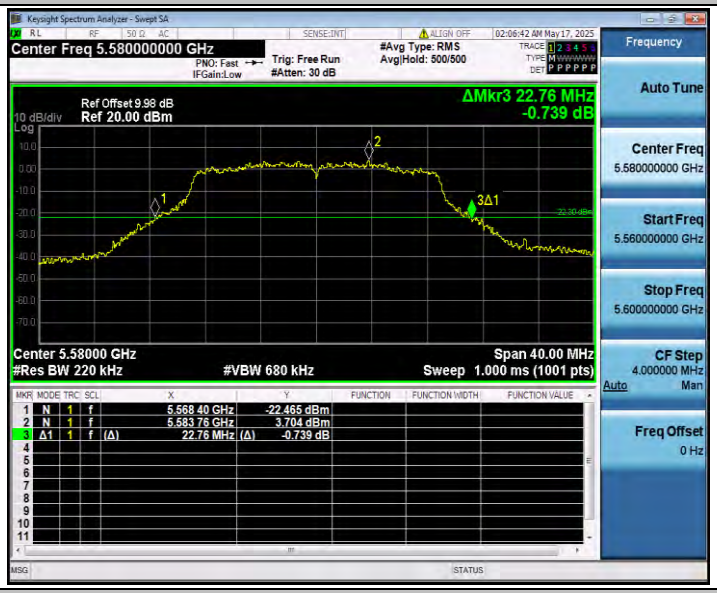

11AC20SISO_Ant0_5700

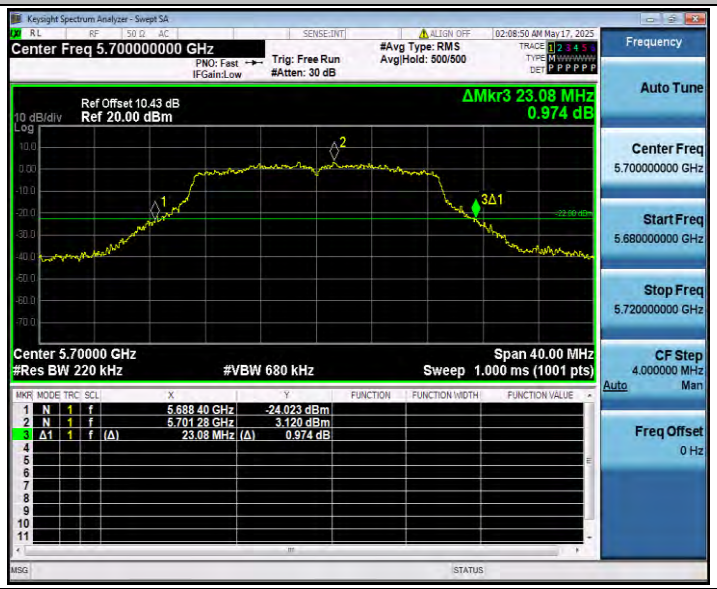

11AC40SISO_Ant0_5510

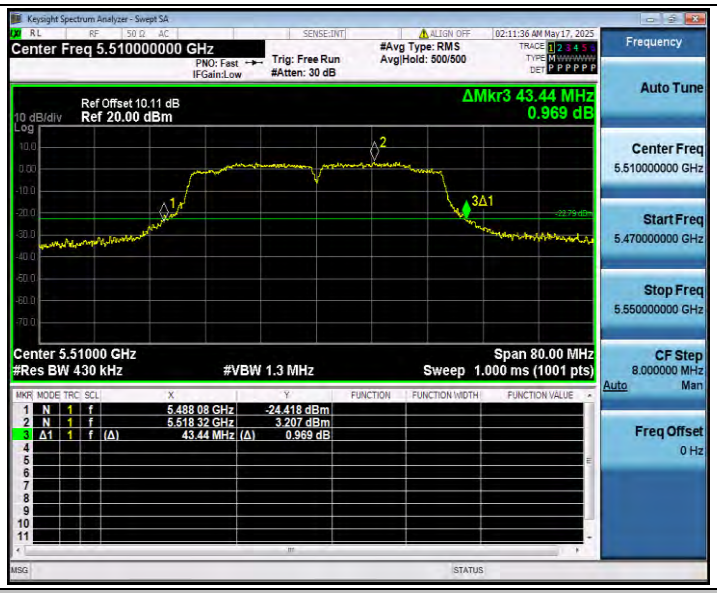

11AC40SISO_Ant0_5590

11AC40SISO_Ant0_5670

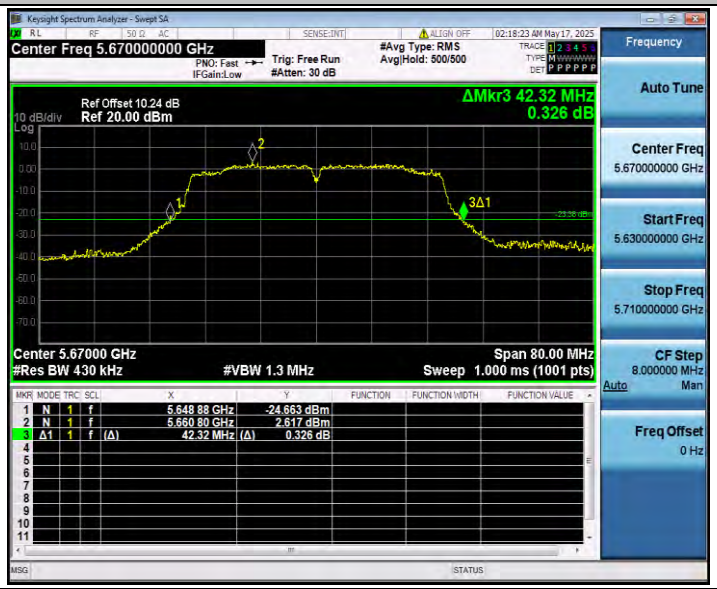

11AC80SISO_Ant0_5530
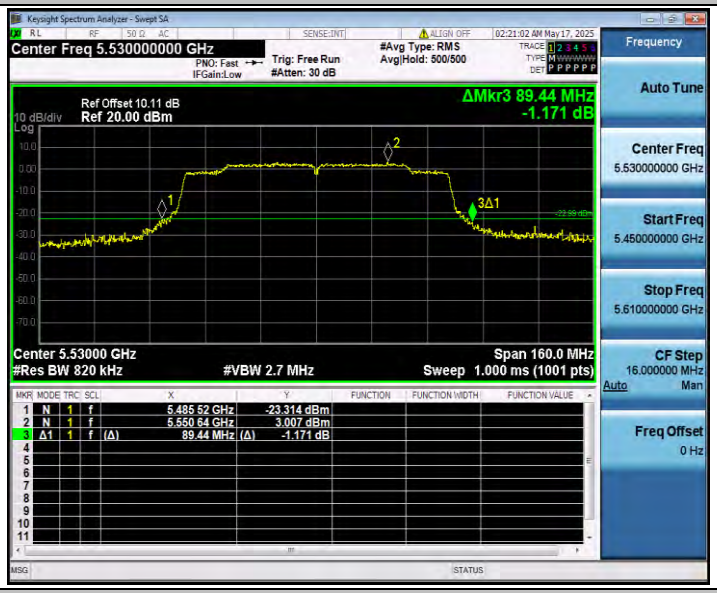

11AC80SISO_Ant0_5610
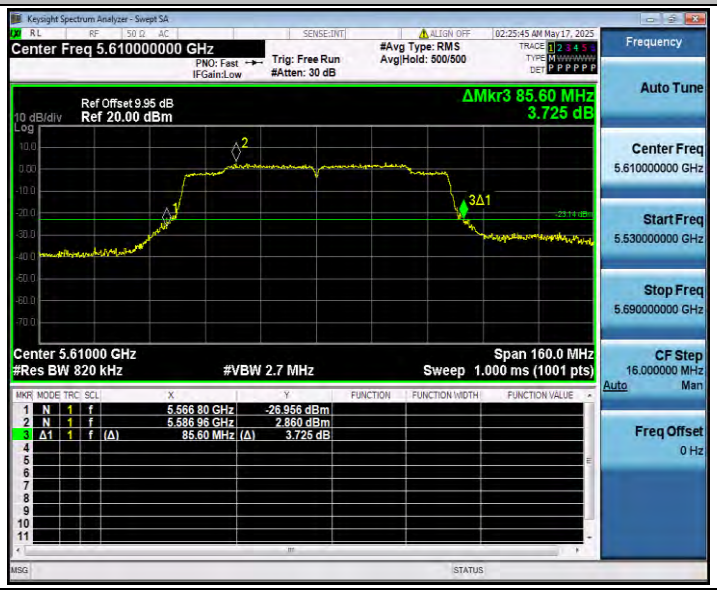

Appendix F.2: Occupied channel bandwidth

Test Result

TestMode	Antenna	Freq(MHz)	OCB [MHz]	FL[MHz]	FH[MHz]	Limit[MHz]	Verdict
11A	Ant0	5500	16.989	5491.4726	5508.4616	---	---
		5580	16.947	5571.4945	5588.4415	---	---
		5700	16.966	5691.5142	5708.4802	---	---
11N20SISO	Ant0	5500	18.031	5490.9475	5508.9785	---	---
		5580	17.976	5570.9979	5588.9739	---	---
		5700	18.044	5690.9911	5709.0351	---	---
11N40SISO	Ant0	5510	36.338	5491.8887	5528.2267	---	---
		5590	36.277	5571.8912	5608.1682	---	---
		5670	36.205	5651.9667	5688.1717	---	---
11AC20SISO	Ant0	5500	18.036	5490.9694	5509.0054	---	---
		5580	18.023	5570.9642	5588.9872	---	---
		5700	17.938	5691.0127	5708.9507	---	---
11AC40SISO	Ant0	5510	36.307	5491.8831	5528.1901	---	---
		5590	36.237	5571.8987	5608.1357	---	---
		5670	36.126	5651.9867	5688.1127	---	---
11AC80SISO	Ant0	5530	75.348	5492.4081	5567.7561	---	---
		5610	75.406	5572.4404	5647.8464	---	---

Test Graphs

11A_Ant0_5500

11A_Ant0_5580

11A_Ant0_5700

11N20SISO_Ant0_5500

11N20SISO_Ant0_5580

11N20SISO_Ant0_5700

11N40SISO_Ant0_5510

11N40SISO_Ant0_5590

11N40SISO_Ant0_5670

11AC20SISO_Ant0_5500

11AC20SISO_Ant0_5580

11AC20SISO_Ant0_5700

11AC40SISO_Ant0_5510

11AC40SISO_Ant0_5590

11AC40SISO_Ant0_5670

11AC80SISO_Ant0_5530
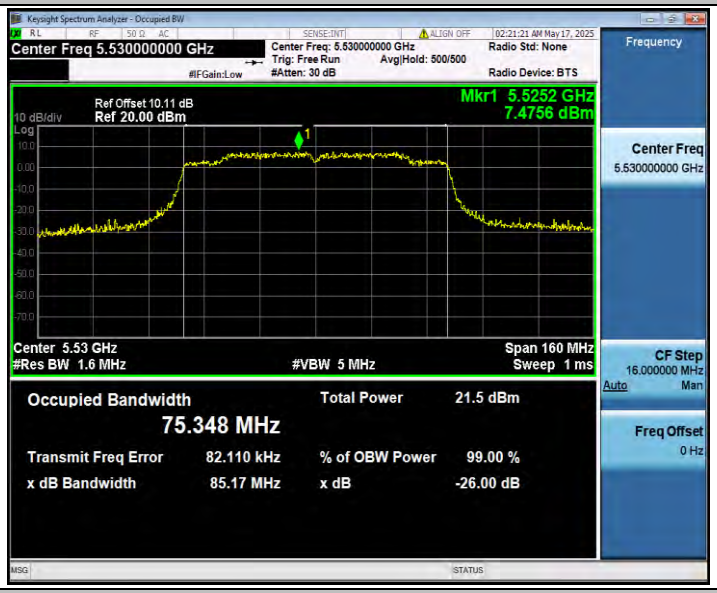

11AC80SISO_Ant0_5610

Appendix F.3: Duty Cycle

Test Result

TestMode	Antenna	Freq(MHz)	Transmission Duration [ms]	Transmission Period [ms]	Duty Cycle [%]	Duty Cycle Factor[dB]	1/T Factor[KHz]
11A	Ant0	5500	2.09	2.13	98.12	0.08	0.48
		5580	2.09	2.13	98.12	0.08	0.48
		5700	2.09	2.13	98.12	0.08	0.48
11N20SISO	Ant0	5500	3.98	4.02	99.00	0.04	0.25
		5580	3.97	4.02	98.76	0.05	0.25
		5700	3.97	4.02	98.76	0.05	0.25
11N40SISO	Ant0	5510	3.97	4.02	98.76	0.05	0.25
		5590	3.97	4.02	98.76	0.05	0.25
		5670	3.97	4.01	99.00	0.04	0.25
11AC20SISO	Ant0	5500	3.95	4.00	98.75	0.05	0.25
		5580	3.94	3.99	98.75	0.05	0.25
		5700	3.94	3.99	98.75	0.05	0.25
11AC40SISO	Ant0	5510	3.96	4.00	99.00	0.04	0.25
		5590	3.96	4.01	98.75	0.05	0.25
		5670	3.96	4.00	99.00	0.04	0.25
11AC80SISO	Ant0	5530	3.97	4.01	99.00	0.04	0.25
		5610	3.97	4.02	98.76	0.05	0.25

Test Graphs

11A_Ant0_5500

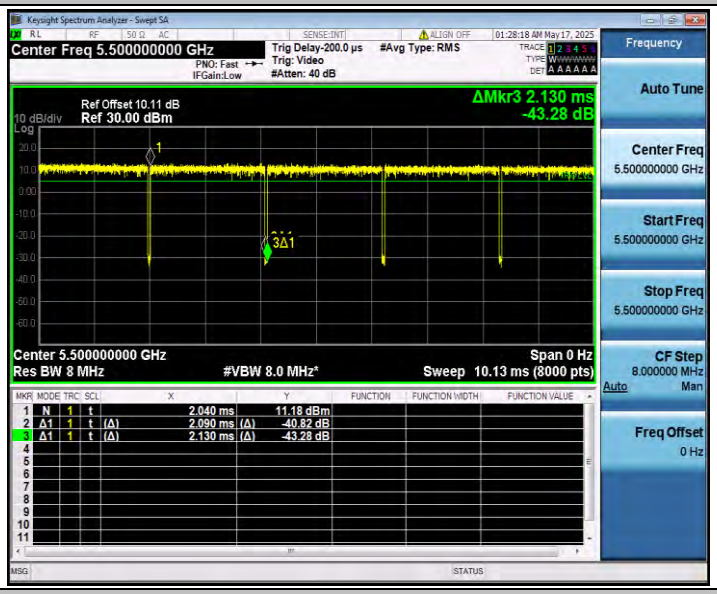

11A_Ant0_5580

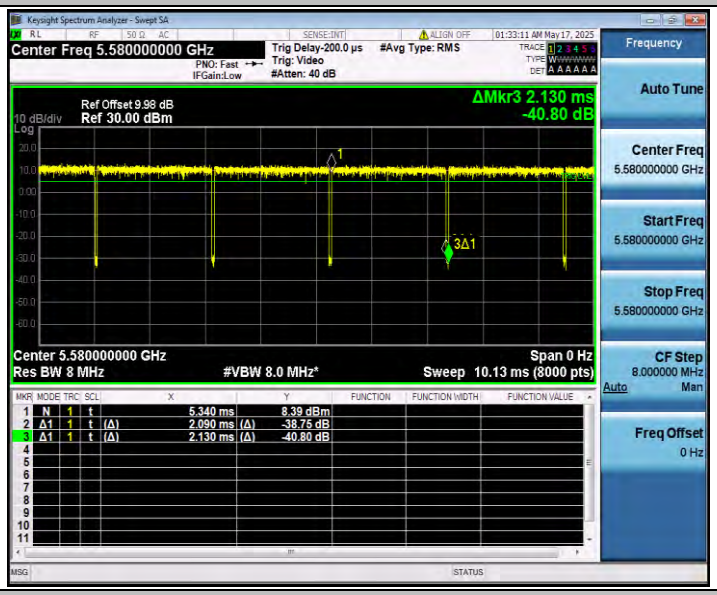

11A_Ant0_5700

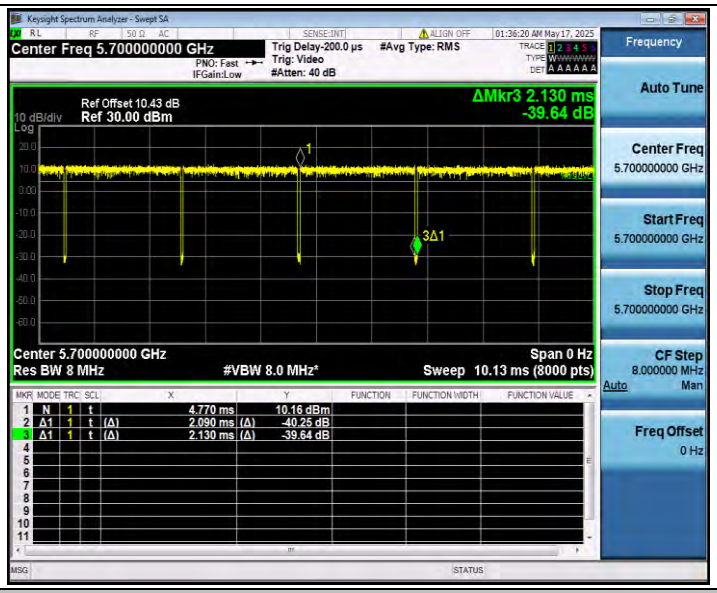

11N20SISO_Ant0_5500

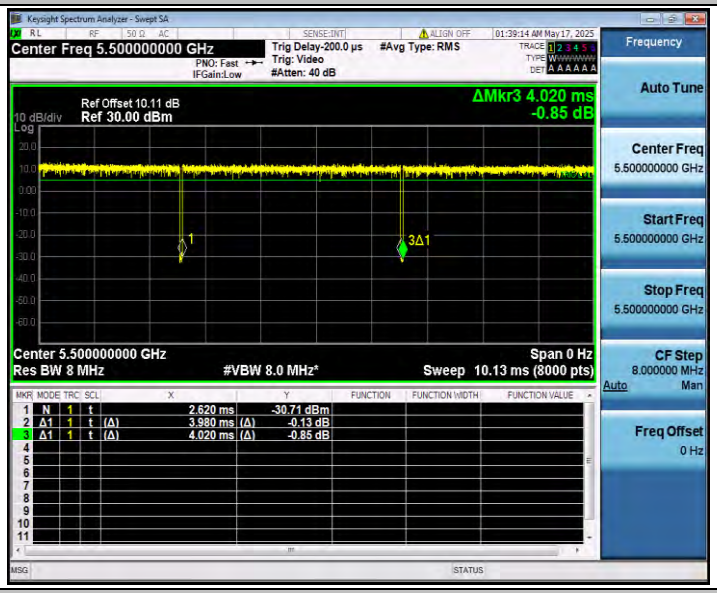

11N20SISO_Ant0_5580

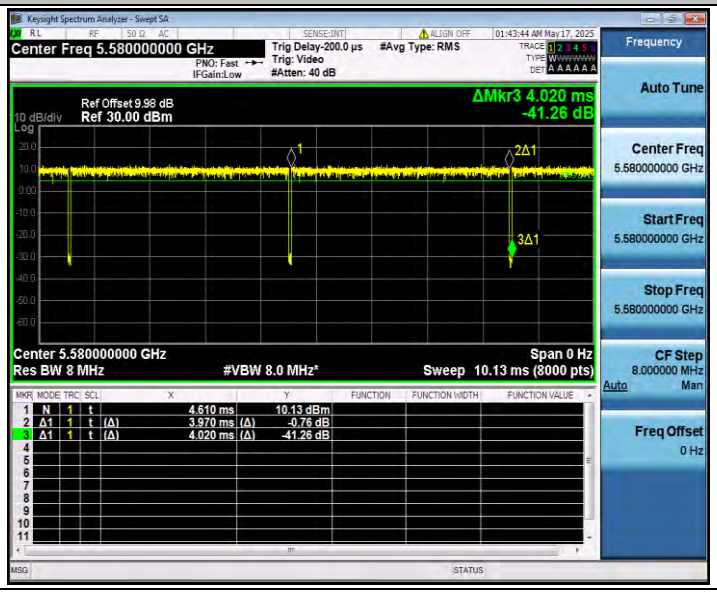

11N20SISO_Ant0_5700

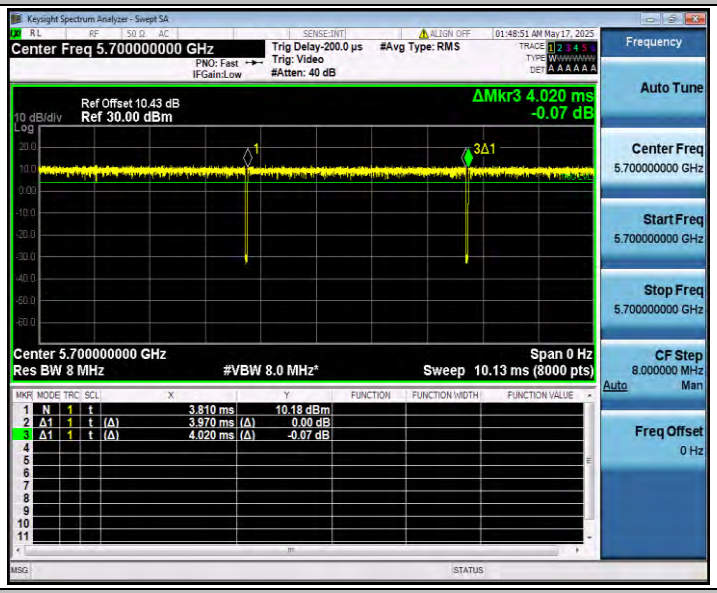

11N40SISO_Ant0_5510

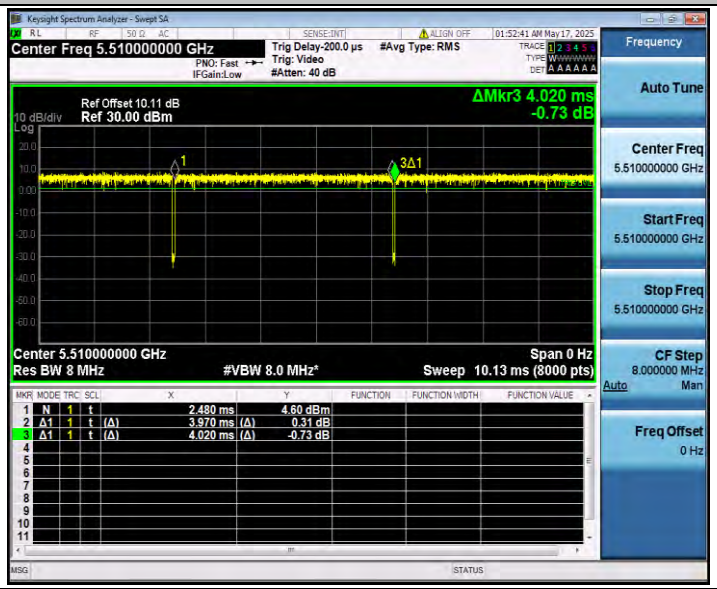

11N40SISO_Ant0_5590

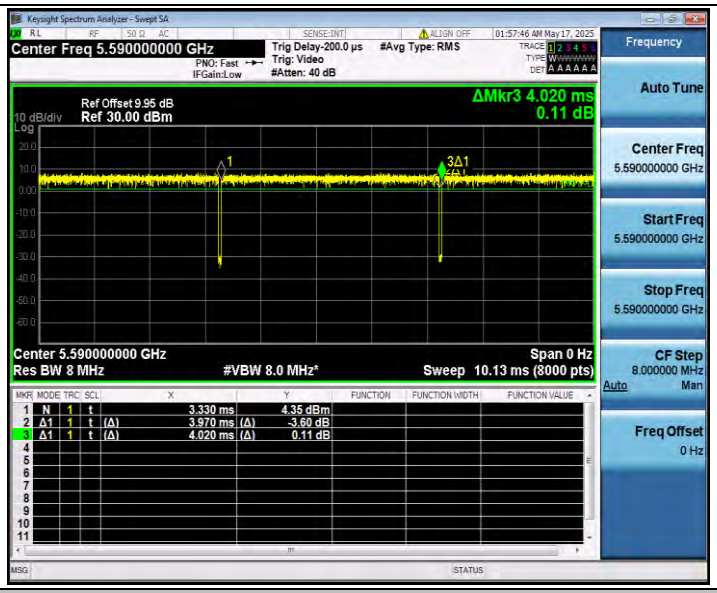

11N40SISO_Ant0_5670

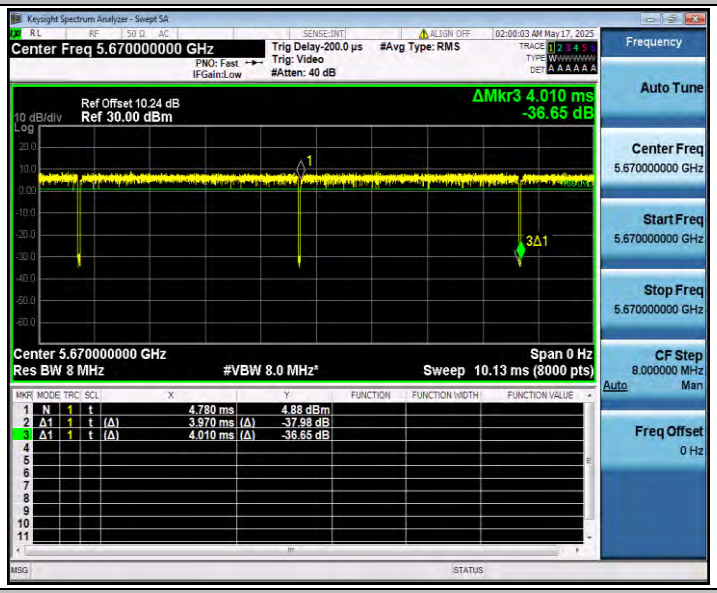

11AC20SISO_Ant0_5500

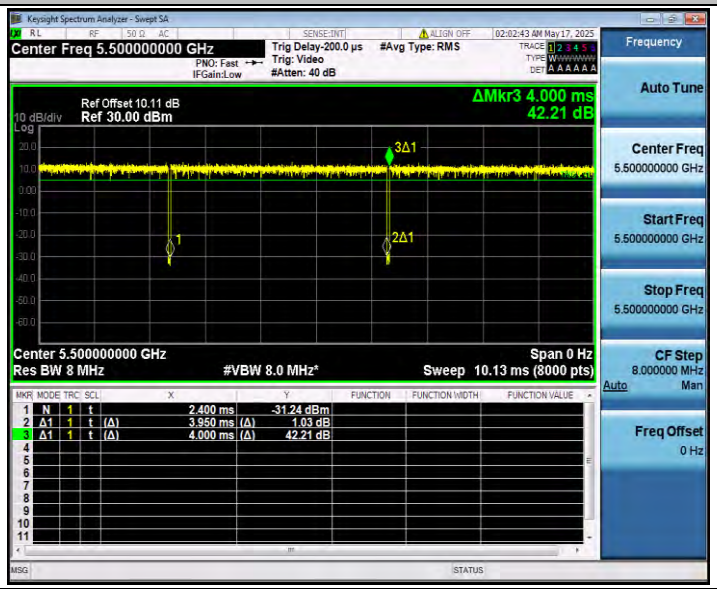

11AC20SISO_Ant0_5580

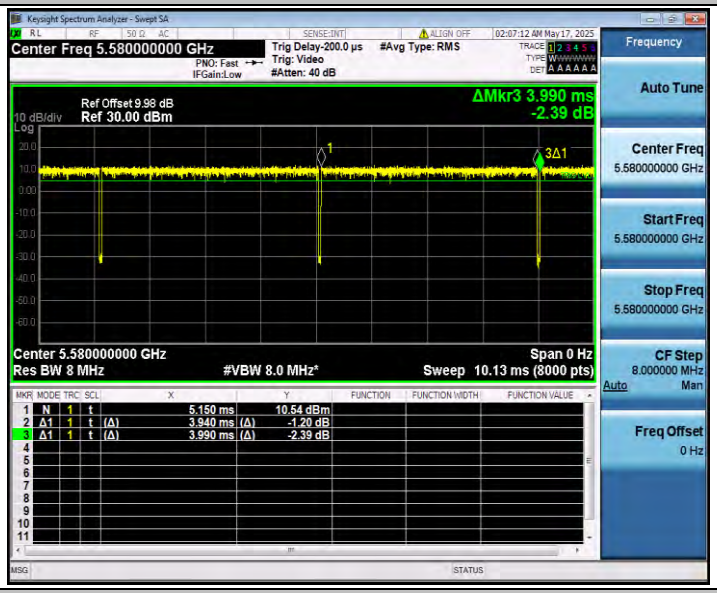

11AC20SISO_Ant0_5700

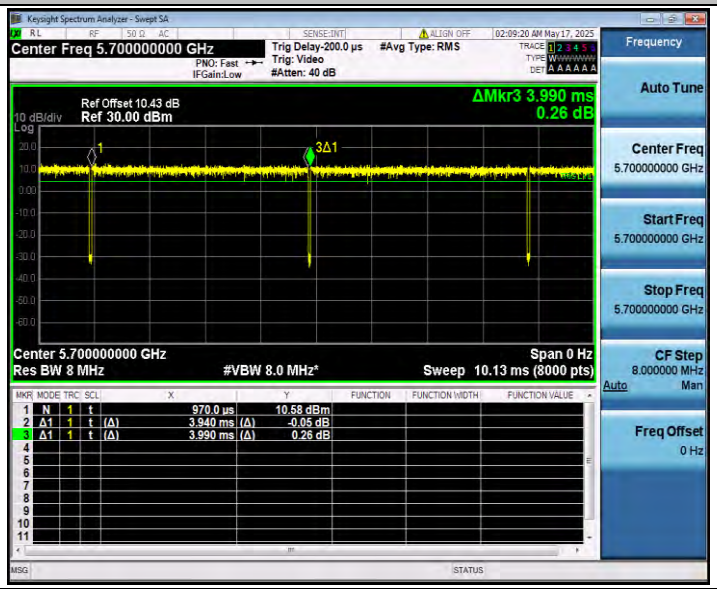

11AC40SISO_Ant0_5510

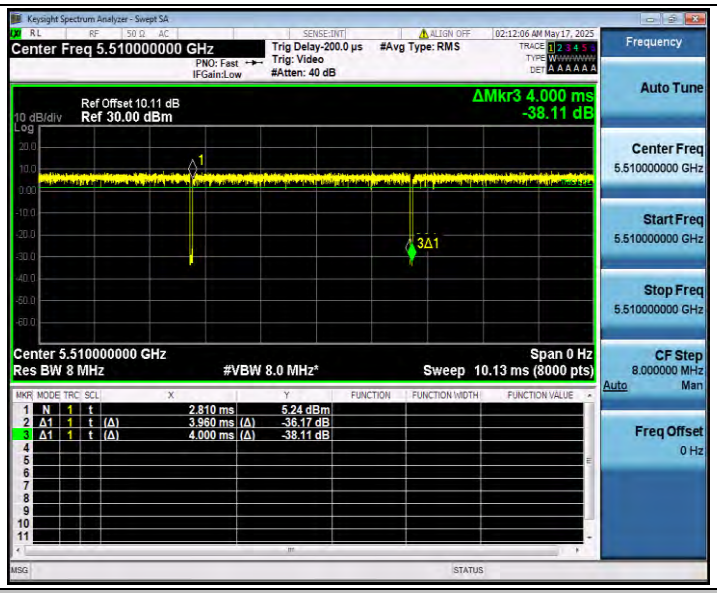

11AC40SISO_Ant0_5590

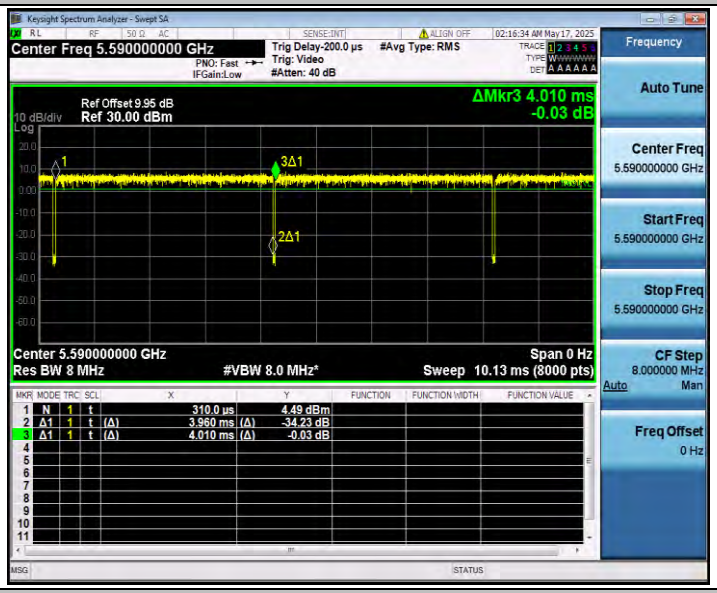

11AC40SISO_Ant0_5670

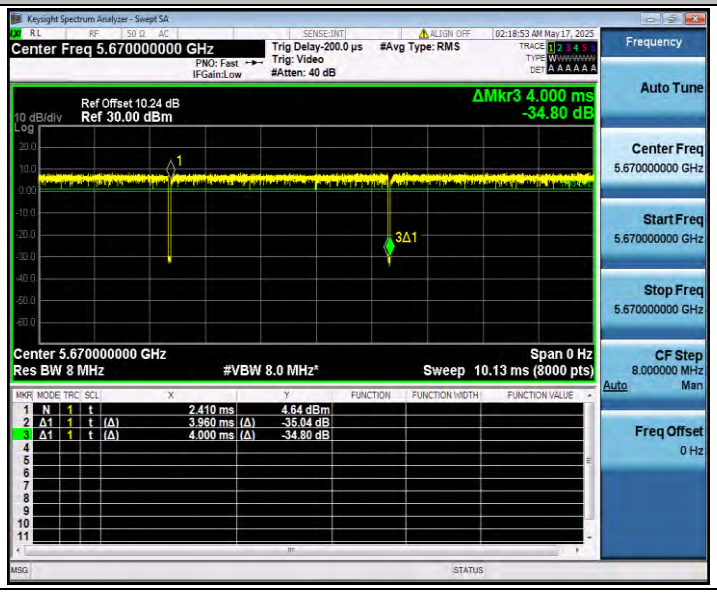

11AC80SISO_Ant0_5530
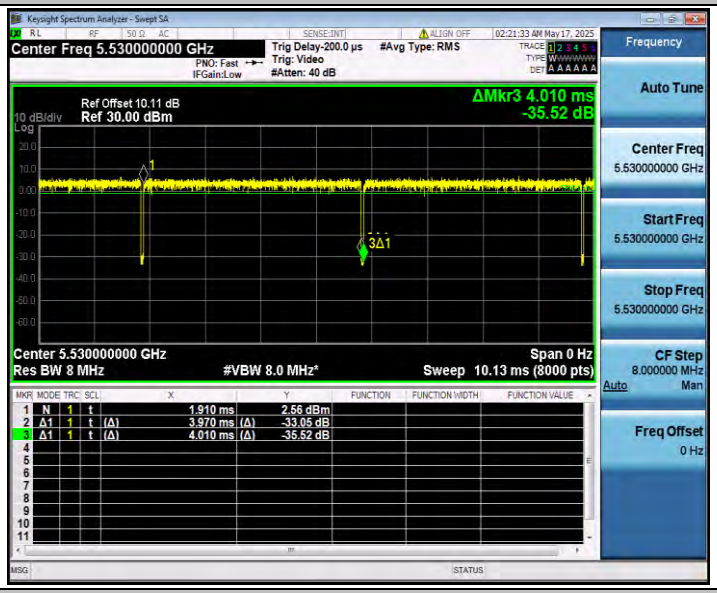

11AC80SISO_Ant0_5610
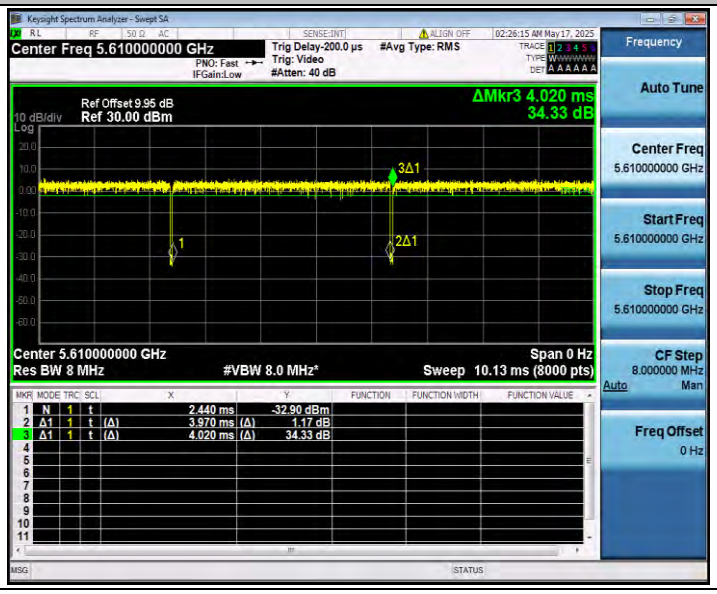

Appendix F.4: Maximum conducted output power

Test Result Channel Power

Test Mode	Antenna	Freq(MHz)	Channel Powert [dBm]	Duty Cycle [%]	DC Factor [dBm]	Result [dBm]	Limit [dBm]	Verdict
11A	Ant0	5500	12.85	98.12	0.08	12.93	≤23.98	PASS
		5580	12.46	98.12	0.08	12.54	≤23.98	PASS
		5700	11.95	98.12	0.08	12.03	≤23.98	PASS
11N20SISO	Ant0	5500	12.71	99.00	0.04	12.75	≤23.98	PASS
		5580	12.46	98.76	0.05	12.51	≤23.98	PASS
		5700	11.88	98.76	0.05	11.93	≤23.98	PASS
11N40SISO	Ant0	5510	12.59	98.76	0.05	12.64	≤23.98	PASS
		5590	12.28	98.76	0.05	12.33	≤23.98	PASS
		5670	12.23	99.00	0.04	12.27	≤23.98	PASS
11AC20SISO	Ant0	5500	12.67	98.75	0.05	12.72	≤23.98	PASS
		5580	12.51	98.75	0.05	12.56	≤23.98	PASS
		5700	12.12	98.75	0.05	12.17	≤23.98	PASS
11AC40SISO	Ant0	5510	12.74	99.00	0.04	12.78	≤23.98	PASS
		5590	12.34	98.75	0.05	12.39	≤23.98	PASS
		5670	12.28	99.00	0.04	12.32	≤23.98	PASS
11AC80SISO	Ant0	5530	12.45	99.00	0.04	12.49	≤23.98	PASS
		5610	11.88	98.76	0.05	11.93	≤23.98	PASS

Appendix F.5: Maximum power spectral density

Test Result

TestMode	Antenna	Freq(MHz)	Result [dBm/MHz]	Limit[dBm/MHz]	Verdict
11A	Ant0	5500	1.84	≤11.00	PASS
		5580	1.52	≤11.00	PASS
		5700	1.26	≤11.00	PASS
11N20SISO	Ant0	5500	1.43	≤11.00	PASS
		5580	1.24	≤11.00	PASS
		5700	0.89	≤11.00	PASS
11N40SISO	Ant0	5510	-1.54	≤11.00	PASS
		5590	-1.84	≤11.00	PASS
		5670	-1.91	≤11.00	PASS
11AC20SISO	Ant0	5500	1.41	≤11.00	PASS
		5580	1.32	≤11.00	PASS
		5700	0.94	≤11.00	PASS
11AC40SISO	Ant0	5510	-1.42	≤11.00	PASS
		5590	-1.83	≤11.00	PASS
		5670	-2.00	≤11.00	PASS
11AC80SISO	Ant0	5530	-4.35	≤11.00	PASS
		5610	-4.81	≤11.00	PASS

Note：1.The Result and Limit Unit is dBm/500 kHz in the band 5.725–5.85 GHz.
2.The Duty Cycle Factor and RBW Factor is compensated in the graph.

Test Graphs

11A_Ant0_5500

11A_Ant0_5580

11A_Ant0_5700

11N20SISO_Ant0_5500

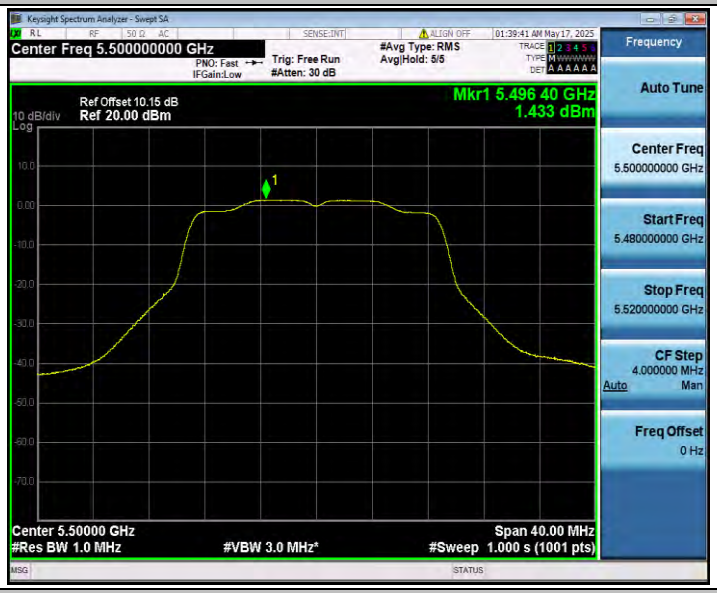

11N20SISO_Ant0_5580

11N20SISO_Ant0_5700
11N40SISO_Ant0_5510
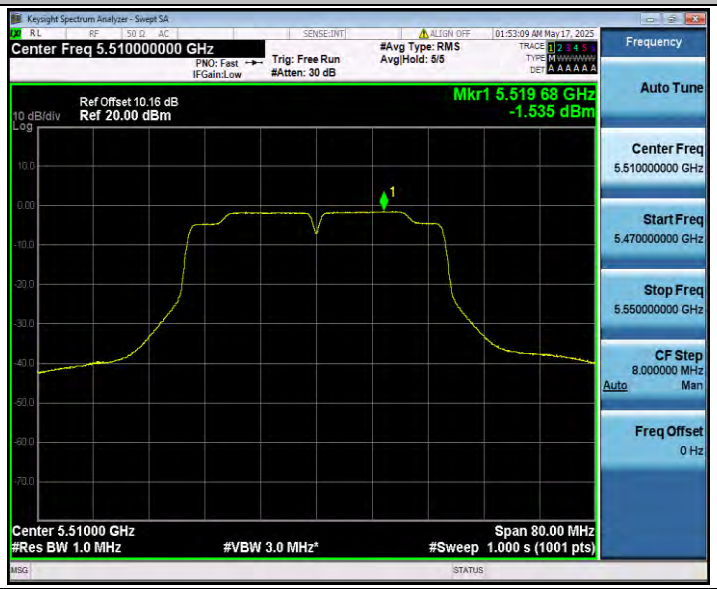
11N40SISO_Ant0_5590

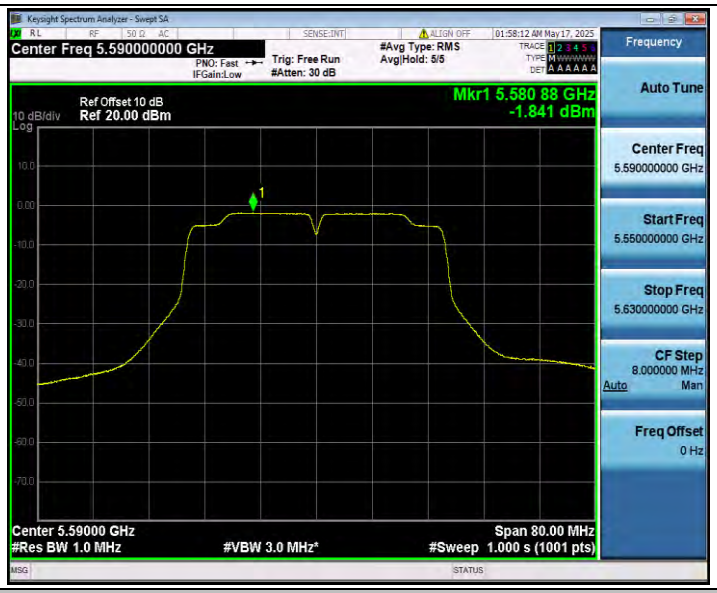

11N40SISO_Ant0_5670

11AC20SISO_Ant0_5500

11AC20SISO_Ant0_5580

11AC20SISO_Ant0_5700

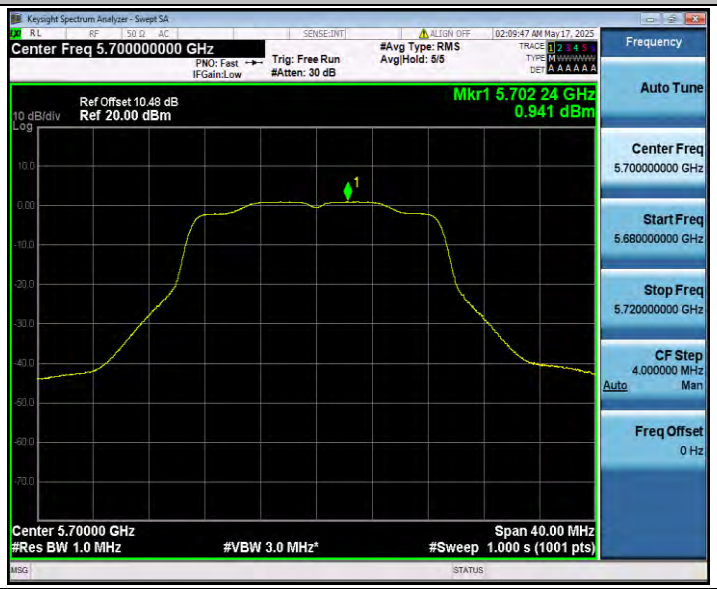

11AC40SISO_Ant0_5510

11AC40SISO_Ant0_5590

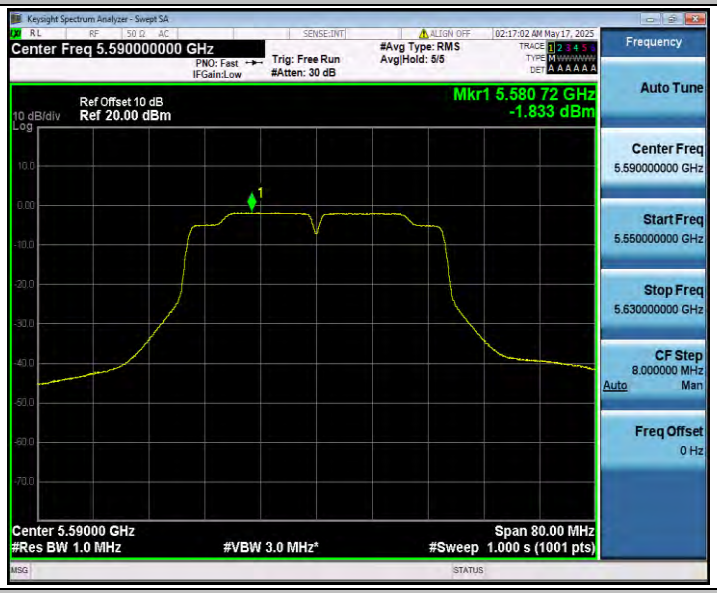

11AC40SISO_Ant0_5670

11AC80SISO_Ant0_5530

11AC80SISO_Ant0_5610

Appendix F.6: Band edge measurements

Test Result B3

TestMode	Antenna	ChName	Freq(MHz)	Result[dBm]	Limit[dBm]	Verdict
11A	Ant0	Low	5500	-34.54	≤-27	PASS
		High	5700	-35.96	≤-27	PASS
11N20SISO	Ant0	Low	5500	-31.63	≤-27	PASS
		High	5700	-36.1	≤-27	PASS
11N40SISO	Ant0	Low	5510	-32.34	≤-27	PASS
		High	5670	-36.56	≤-27	PASS
11AC20SISO	Ant0	Low	5500	-35.24	≤-27	PASS
		High	5700	-35.09	≤-27	PASS
11AC40SISO	Ant0	Low	5510	-30.09	≤-27	PASS
		High	5670	-36.5	≤-27	PASS
11AC80SISO	Ant0	Low	5530	-30.16	≤-27	PASS
		High	5610	-35.83	≤-27	PASS

Test Graphs B3

11A_Ant0_Low_5500

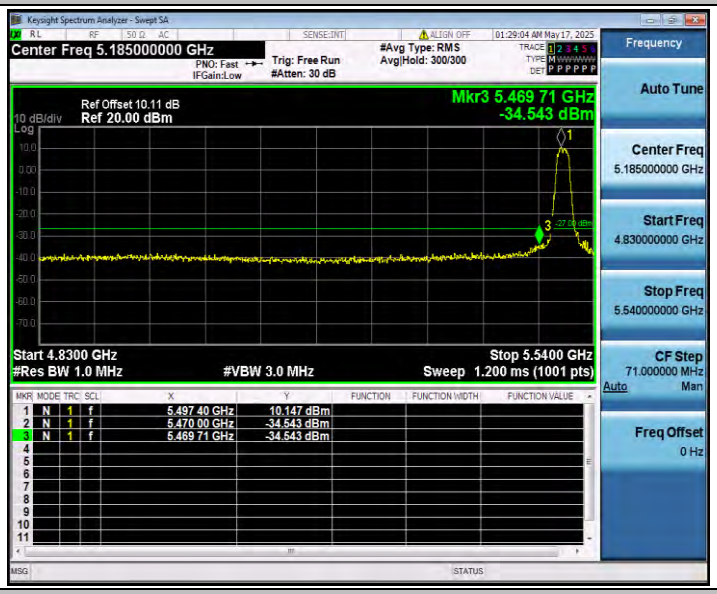

11A_Ant0_High_5700

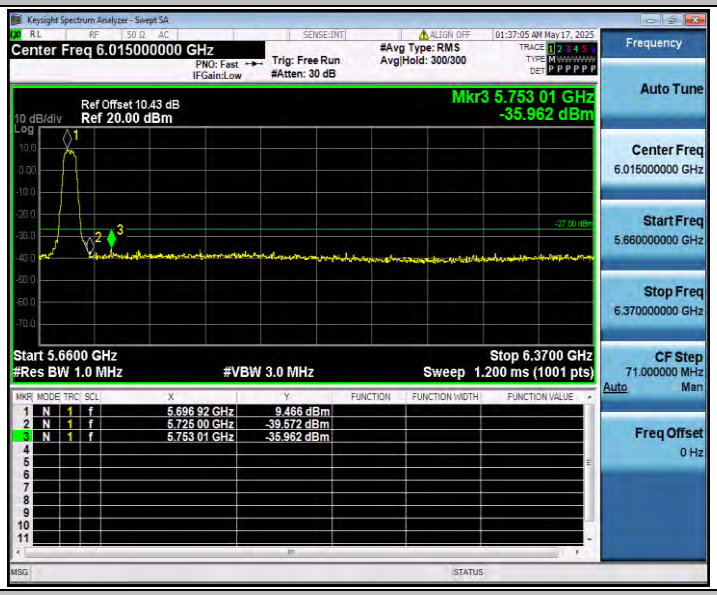

11N20SISO_Ant0_Low_5500

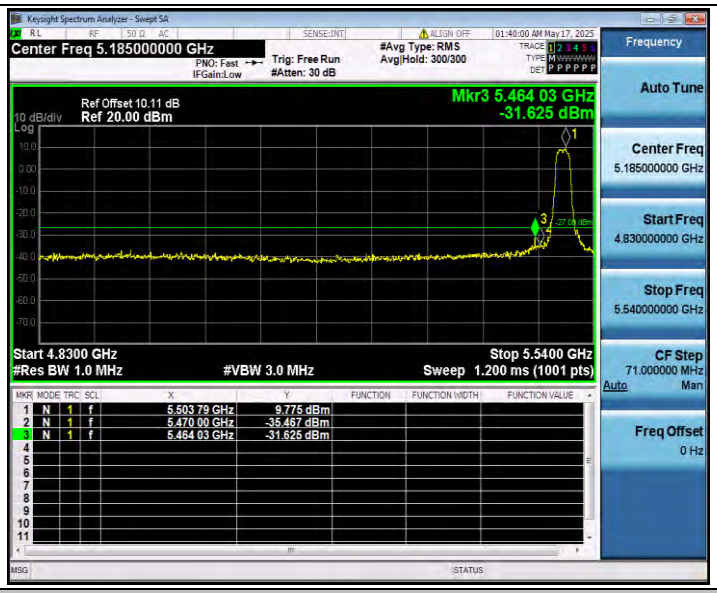

11N20SISO_Ant0_High_5700

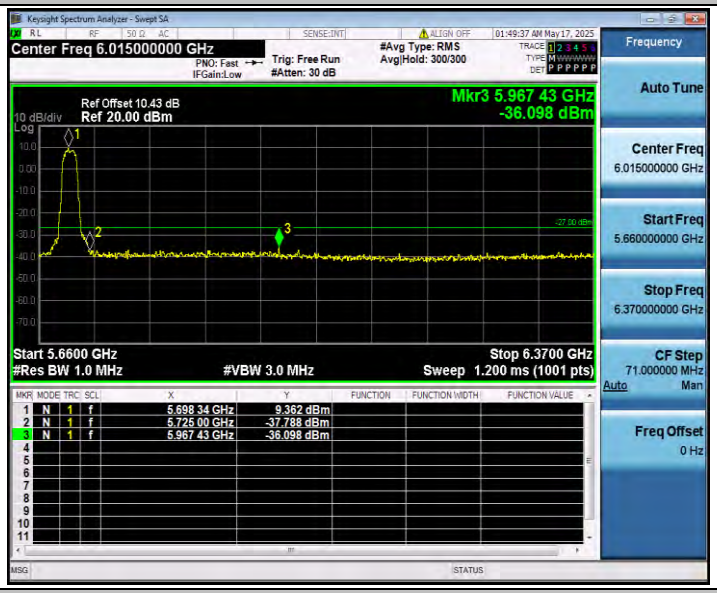

11N40SISO_Ant0_Low_5510

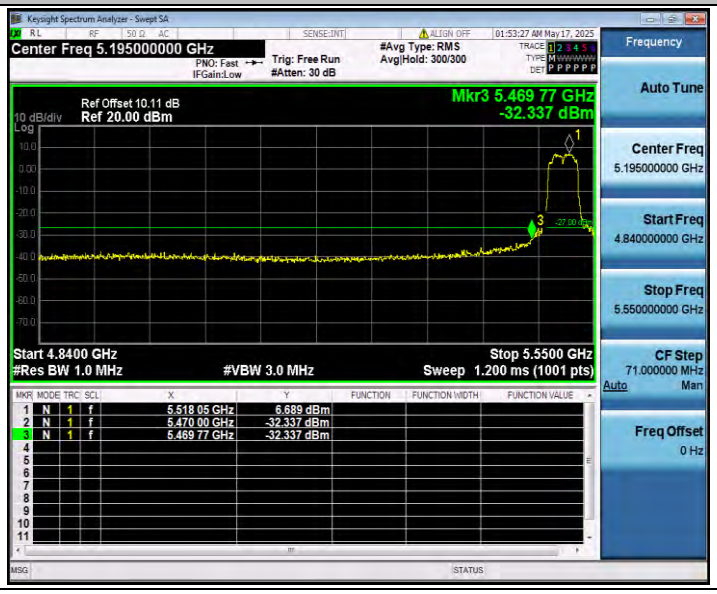

11N40SISO_Ant0_High_5670

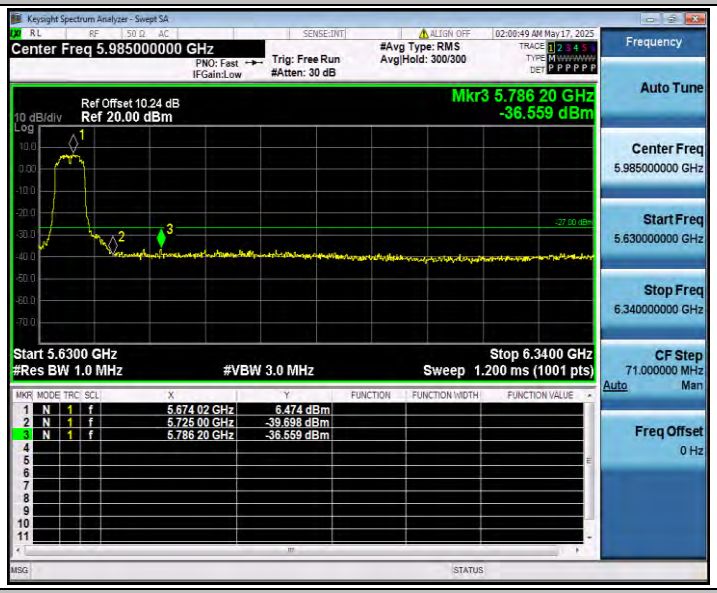

11AC20SISO_Ant0_Low_5500

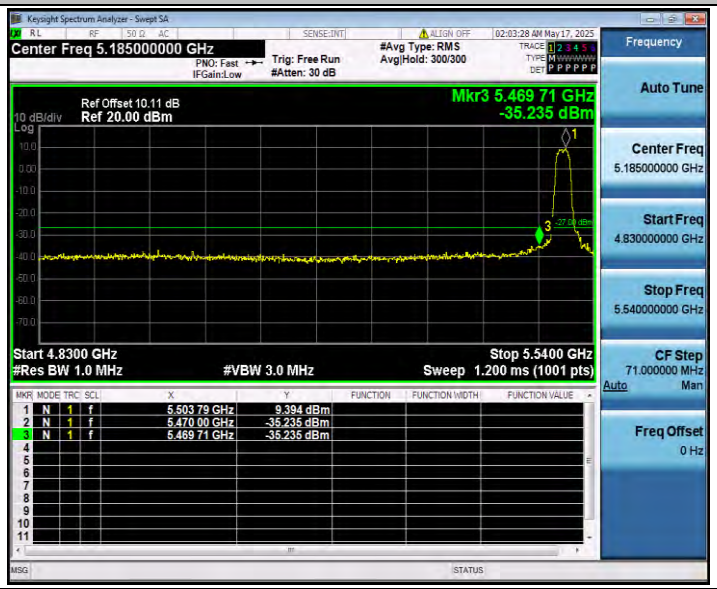

11AC20SISO_Ant0_High_5700

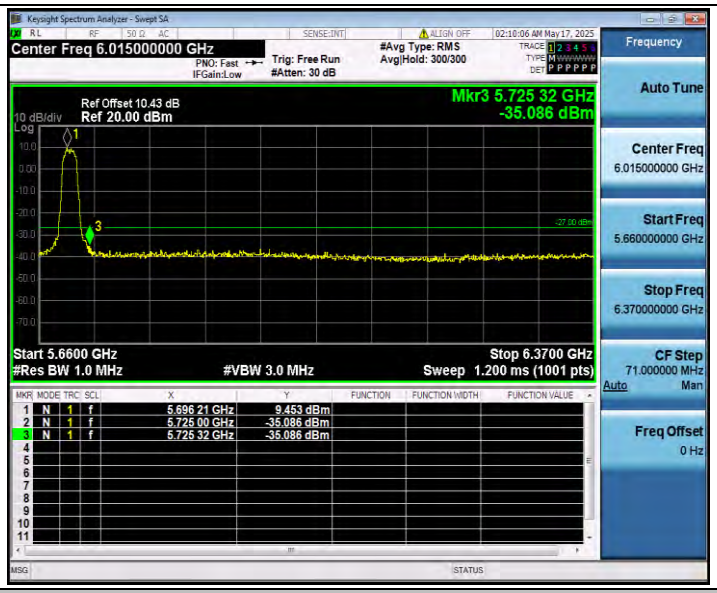

11AC40SISO_Ant0_Low_5510

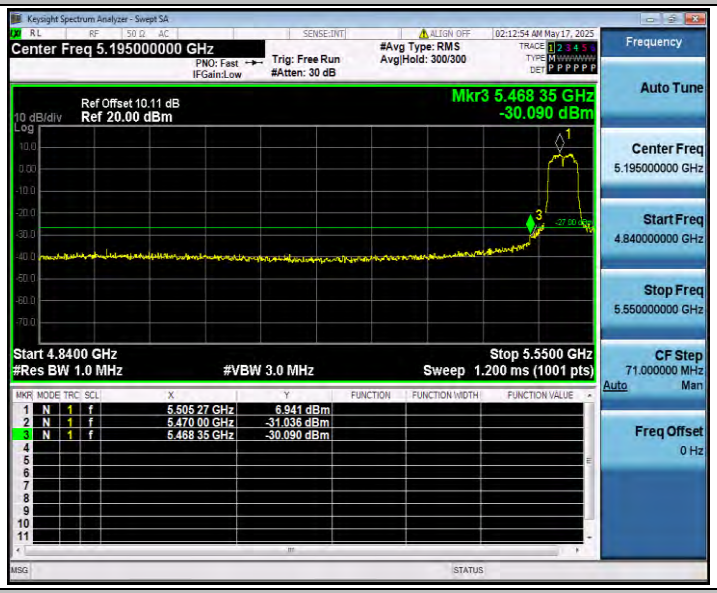

11AC40SISO_Ant0_High_5670

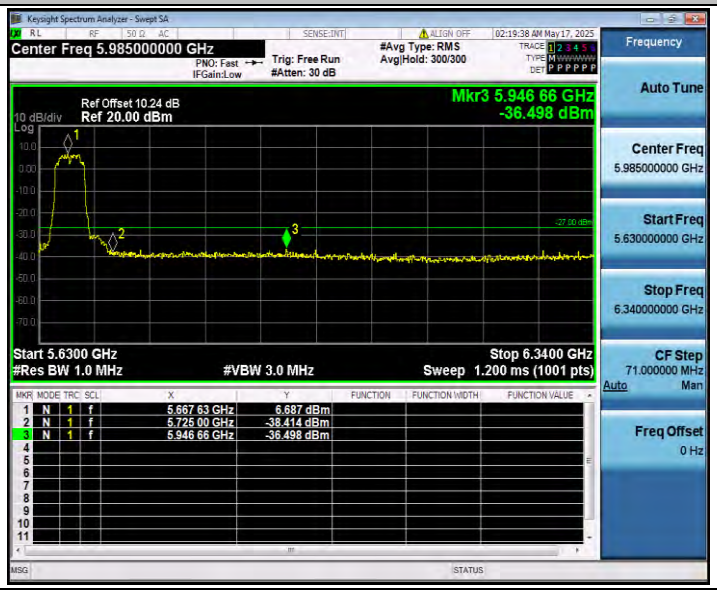

11AC80SISO_Ant0_Low_5530

11AC80SISO_Ant0_High_5610
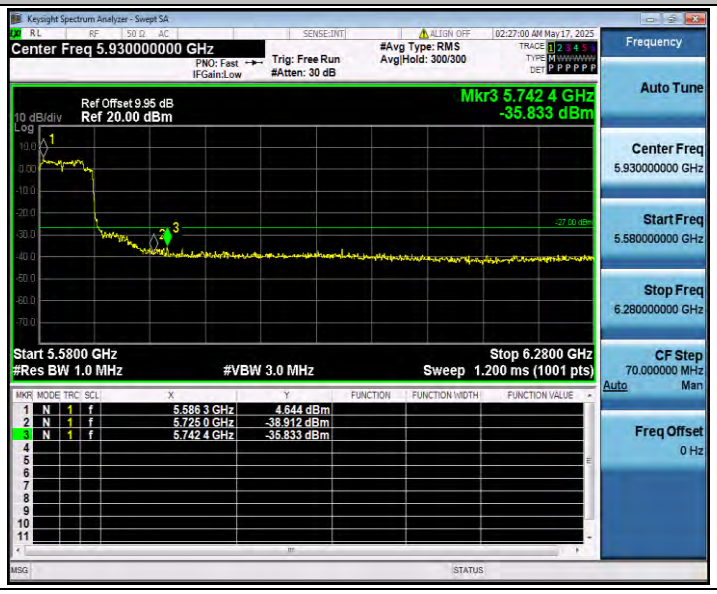

Appendix F.7: Conducted Spurious Emission

Test Result

TestMode	Antenna	Freq(MHz)	FreqRange [MHz]	Max. Fre [MHz]	Max. Level [dBm]	Limit [dBm]	Verdict
11A	Ant0	5500	30~5460	5458.01	-36.2	≤-27	PASS
			5735~27000	24222.79	-36.66	≤-27	PASS
		5580	30~5460	2594.59	-45.25	≤-27	PASS
			5735~27000	24215.7	-37.13	≤-27	PASS
		5700	30~5460	5439.91	-45.96	≤-27	PASS
			5735~27000	24218.54	-36.15	≤-27	PASS
11N20SISO	Ant0	5500	30~5460	5457.83	-38.48	≤-27	PASS
			5735~27000	23483.48	-36.82	≤-27	PASS
		5580	30~5460	2686.54	-45.32	≤-27	PASS
			5735~27000	26850.44	-36.84	≤-27	PASS
		5700	30~5460	2633.87	-45.02	≤-27	PASS
			5735~27000	26449.24	-36.03	≤-27	PASS
11N40SISO	Ant0	5510	30~5460	5457.83	-34.73	≤-27	PASS
			5735~27000	26035.99	-37.35	≤-27	PASS
		5590	30~5460	5446.43	-45.77	≤-27	PASS
			5735~27000	25553.98	-36.79	≤-27	PASS
		5670	30~5460	4955.55	-46.13	≤-27	PASS
			5735~27000	26036.7	-36.99	≤-27	PASS
11AC20SISO	Ant0	5500	30~5460	5458.19	-39.18	≤-27	PASS
			5735~27000	24226.34	-36.98	≤-27	PASS
		5580	30~5460	5458.91	-45.13	≤-27	PASS
			5735~27000	24216.41	-36.2	≤-27	PASS
		5700	30~5460	4929.31	-45.79	≤-27	PASS
			5735~27000	25831.84	-36.45	≤-27	PASS
11AC40SISO	Ant0	5510	30~5460	5434.48	-36.03	≤-27	PASS
			5735~27000	24263.19	-36.56	≤-27	PASS
		5590	30~5460	5388.51	-46.45	≤-27	PASS
			5735~27000	24739.53	-37.15	≤-27	PASS
		5670	30~5460	5432.67	-45.74	≤-27	PASS
			5735~27000	26782.39	-36.37	≤-27	PASS
11AC80SISO	Ant0	5530	30~5460	5455.29	-32.67	≤-27	PASS
			5735~27000	24203.65	-36.95	≤-27	PASS
		5610	30~5460	5448.96	-42.3	≤-27	PASS
			5735~27000	23513.96	-36.87	≤-27	PASS

Test Graphs

11A_Ant0_5500_30~5460

11A_Ant0_5500_5735~27000

11A_Ant0_5580_30~5460

11A_Ant0_5580_5735~27000

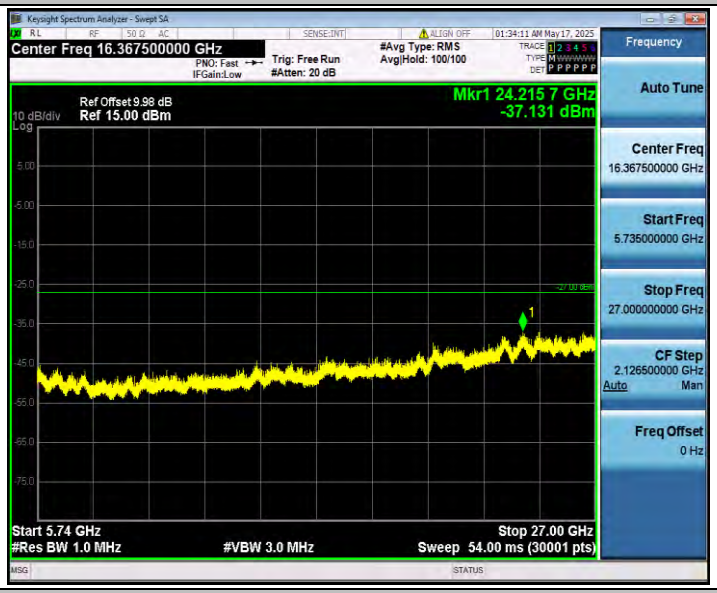

11A_Ant0_5700_30~5460

11A_Ant0_5700_5735~27000

11N20SISO_Ant0_5500_30~5460

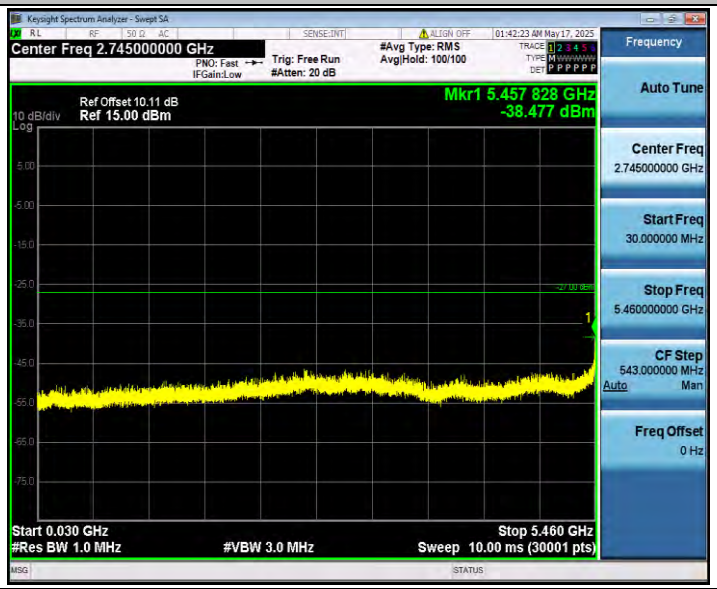

11N20SISO_Ant0_5500_5735~27000

11N20SISO_Ant0_5580_30~5460

11N20SISO_Ant0_5580_5735~27000

11N20SISO_Ant0_5700_30~5460

11N20SISO_Ant0_5700_5735~27000

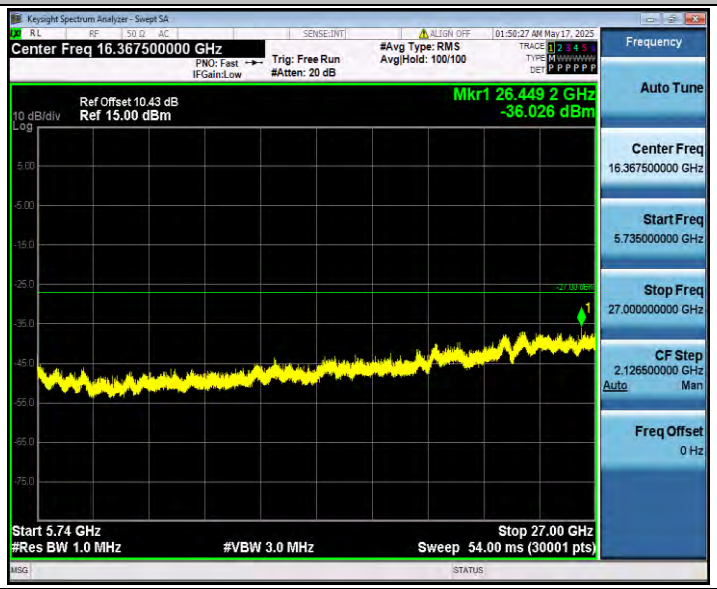

11N40SISO_Ant0_5510_30~5460

11N40SISO_Ant0_5510_5735~27000

11N40SISO_Ant0_5590_30~5460

11N40SISO_Ant0_5590_5735~27000

11N40SISO_Ant0_5670_30~5460

11N40SISO_Ant0_5670_5735~27000

11AC20SISO_Ant0_5500_30~5460

11AC20SISO_Ant0_5500_5735~27000

11AC20SISO_Ant0_5580_30~5460

11AC20SISO_Ant0_5580_5735~27000

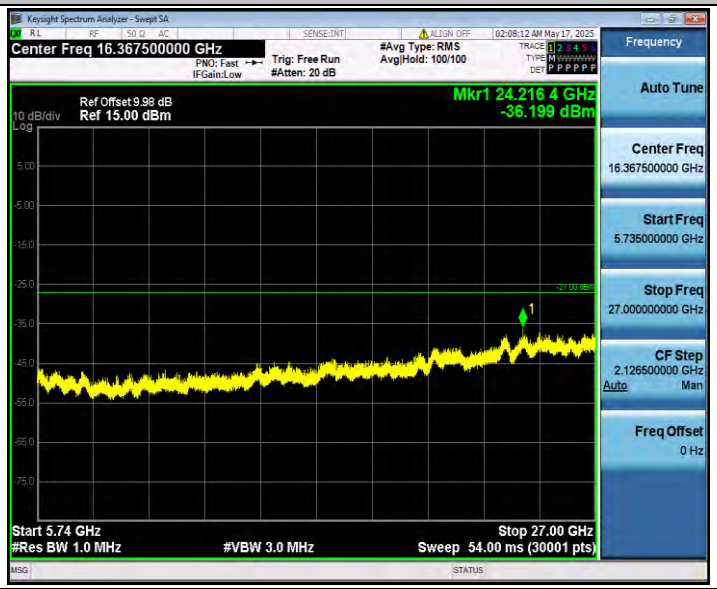

11AC20SISO_Ant0_5700_30~5460

11AC20SISO_Ant0_5700_5735~27000

11AC40SISO_Ant0_5510_30~5460

11AC40SISO_Ant0_5510_5735~27000

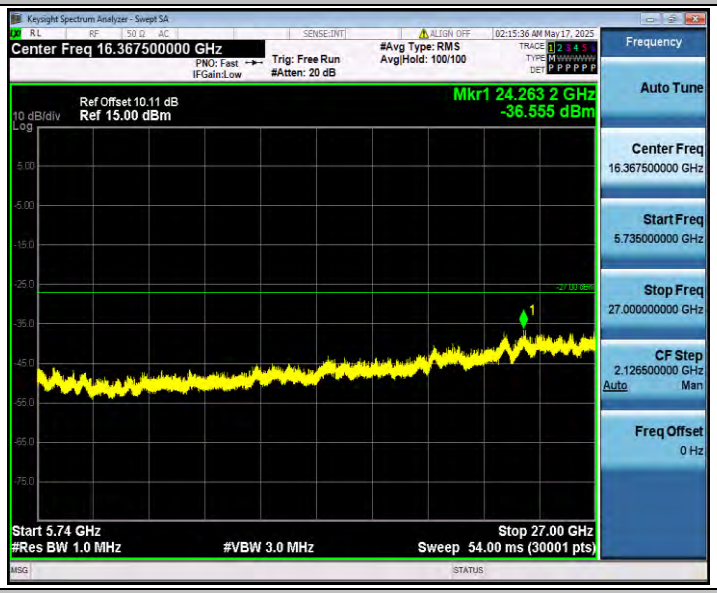

11AC40SISO_Ant0_5590_30~5460

11AC40SISO_Ant0_5590_5735~27000

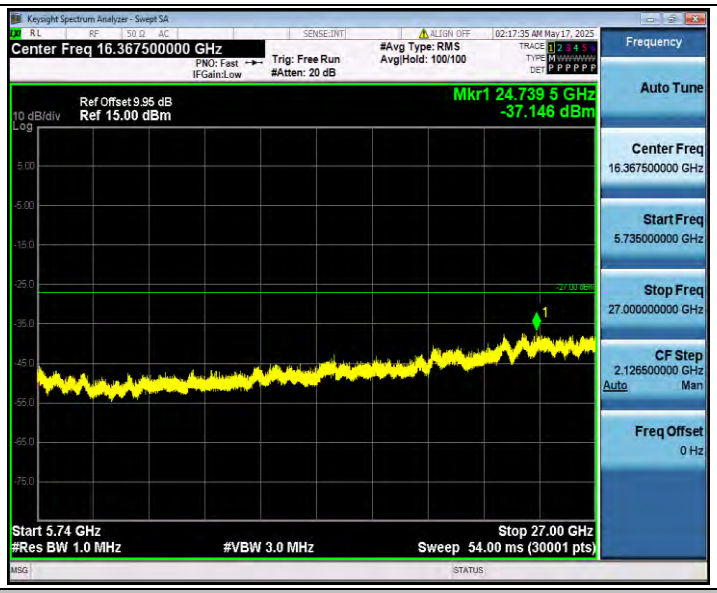

11AC40SISO_Ant0_5670_30~5460

11AC40SISO_Ant0_5670_5735~27000

11AC80SISO_Ant0_5530_30~5460

11AC80SISO_Ant0_5530_5735~27000

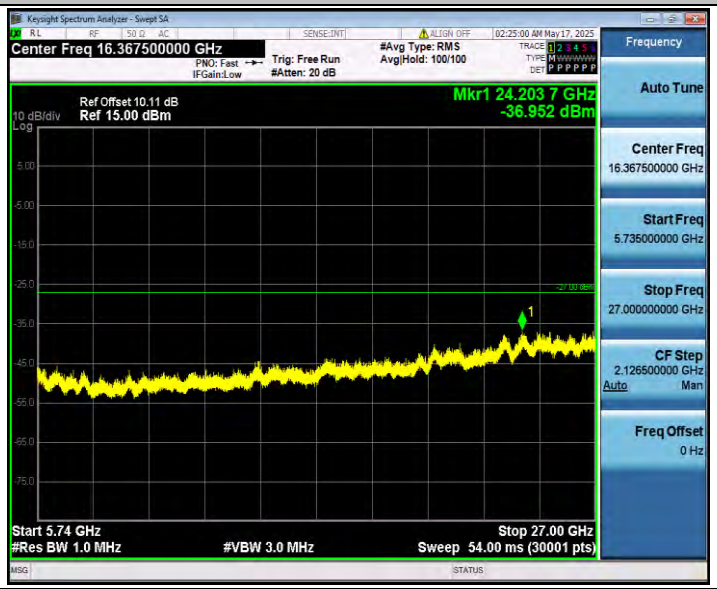

11AC80SISO_Ant0_5610_30~5460

11AC80SISO_Ant0_5610_5735~27000