Case No. : GTS20250410010-1-04	
Ambient Condition: 22 ℃, 53 %RH	
According Standard: ■Part15E	
Test Date: 2025.5.16	**Test Engineer:** Evan ouyang

Appendix G.1: Occupied channel bandwidth

Test Result

TestMode	Antenna	Freq(MHz)	OCB [MHz]	FL[MHz]	FH[MHz]	Limit[MHz]	Verdict
11A	Ant0	5745	17.491	5736.2695	5753.7605	---	---
		5785	17.537	5776.2386	5793.7756	---	---
		5825	17.949	5815.9258	5833.8748	---	---
11N20SISO	Ant0	5745	18.476	5735.7570	5754.2330	---	---
		5785	18.475	5775.7397	5794.2147	---	---
		5825	18.723	5815.5581	5834.2811	---	---
11N40SISO	Ant0	5755	36.879	5736.5913	5773.4703	---	---
		5795	37.114	5776.5019	5813.6159	---	---
11AC20SISO	Ant0	5745	18.539	5735.7515	5754.2905	---	---
		5785	18.542	5775.7126	5794.2546	---	---
		5825	18.720	5815.5830	5834.3030	---	---
11AC40SISO	Ant0	5755	36.920	5736.5894	5773.5094	---	---
		5795	37.099	5776.5124	5813.6114	---	---
11AC80SISO	Ant0	5775	75.444	5737.3678	5812.8118	---	---

Test Graphs

11A_Ant0_5745

11A_Ant0_5785

11A_Ant0_5825

11N20SISO_Ant0_5745

11N20SISO_Ant0_5785

11N20SISO_Ant0_5825

11N40SISO_Ant0_5755

11N40SISO_Ant0_5795

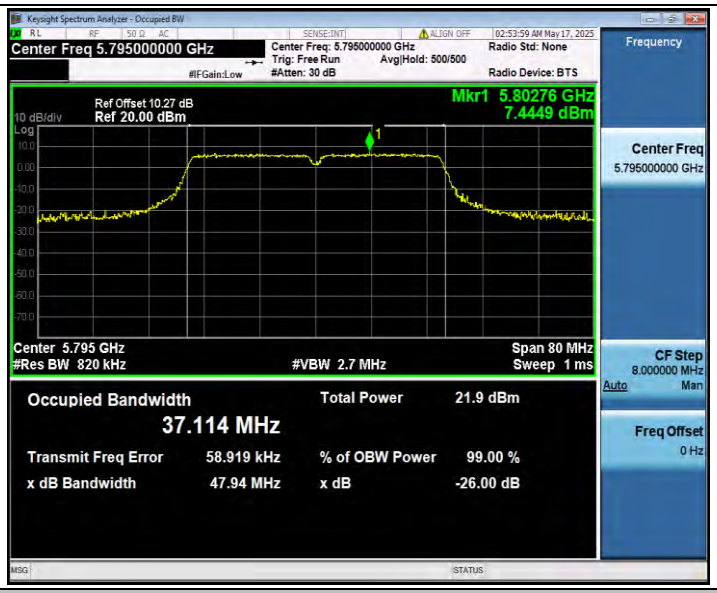

11AC20SISO_Ant0_5745

11AC20SISO_Ant0_5785

11AC20SISO_Ant0_5825

11AC40SISO_Ant0_5755

11AC40SISO_Ant0_5795

11AC80SISO_Ant0_5775

Appendix G.2: Min emission bandwidth

Test Result B4

TestMode	Antenna	Freq(MHz)	6db EBW [MHz]	FL[MHz]	FH[MHz]	Limit[MHz]	Verdict
11A	Ant0	5745	16.320	5736.840	5753.160	0.5	PASS
		5785	16.320	5776.840	5793.160	0.5	PASS
		5825	16.360	5816.800	5833.160	0.5	PASS
11N20SISO	Ant0	5745	17.600	5736.200	5753.800	0.5	PASS
		5785	17.600	5776.200	5793.800	0.5	PASS
		5825	17.600	5816.200	5833.800	0.5	PASS
11N40SISO	Ant0	5755	36.320	5736.840	5773.160	0.5	PASS
		5795	36.320	5776.840	5813.160	0.5	PASS
11AC20SISO	Ant0	5745	17.600	5736.200	5753.800	0.5	PASS
		5785	17.600	5776.200	5793.800	0.5	PASS
		5825	17.600	5816.200	5833.800	0.5	PASS
11AC40SISO	Ant0	5755	36.320	5736.840	5773.160	0.5	PASS
		5795	36.320	5776.840	5813.160	0.5	PASS
11AC80SISO	Ant0	5775	72.640	5738.680	5811.320	0.5	PASS

Test Graphs B4

11A_Ant0_5745

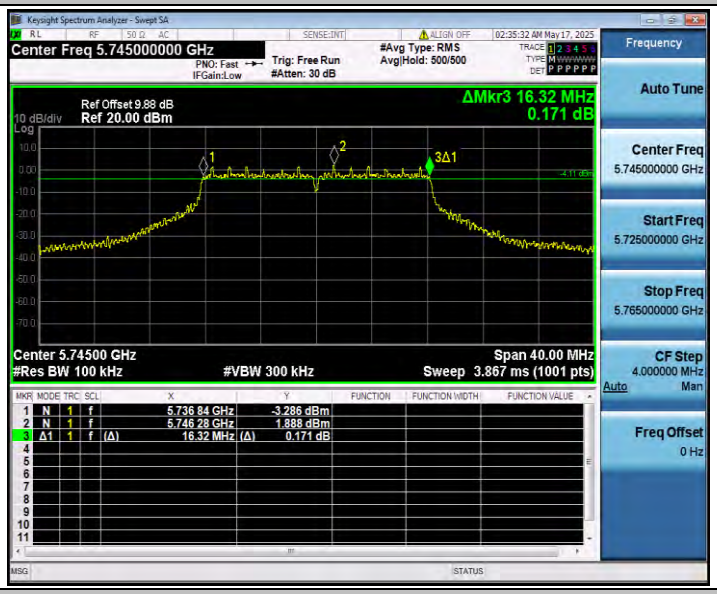

11A_Ant0_5785

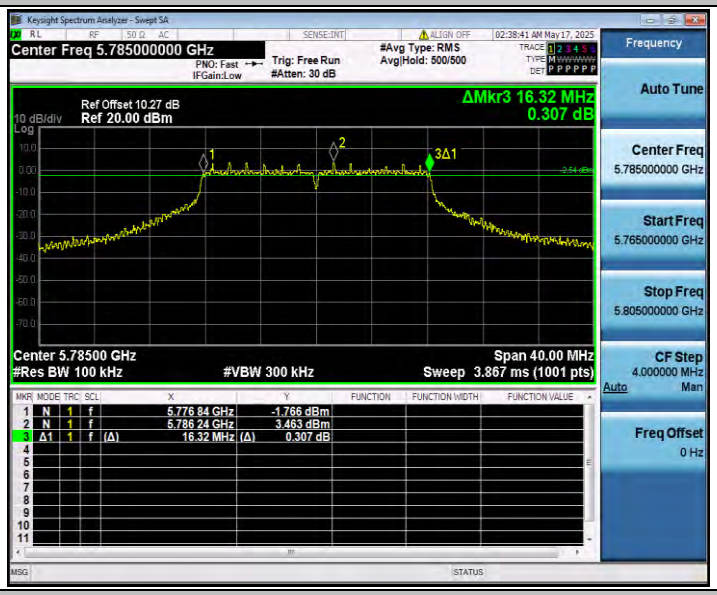

11A_Ant0_5825

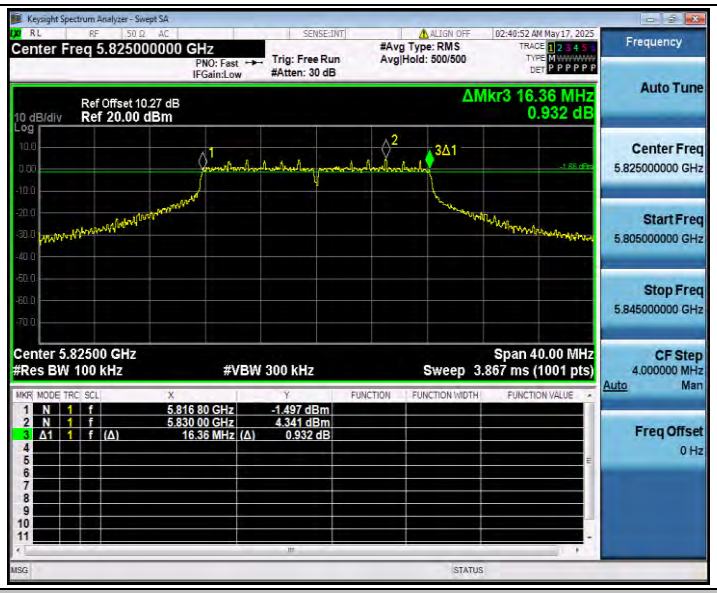

11N20SISO_Ant0_5745

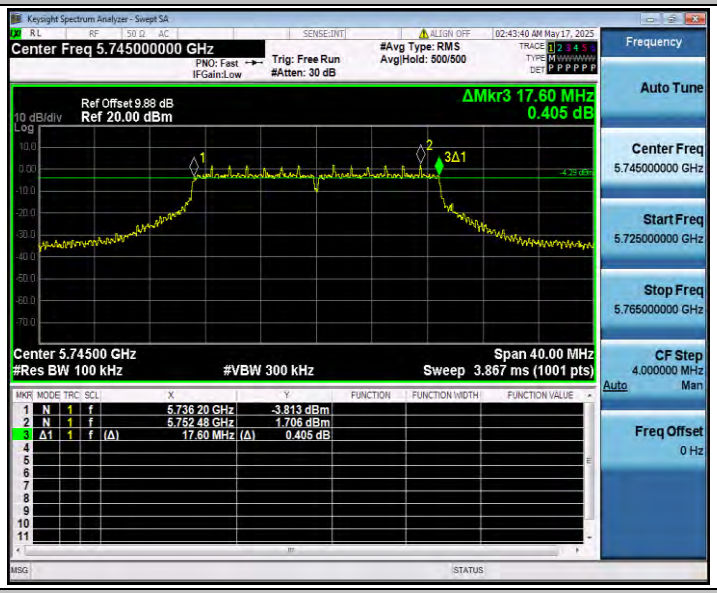

11N20SISO_Ant0_5785

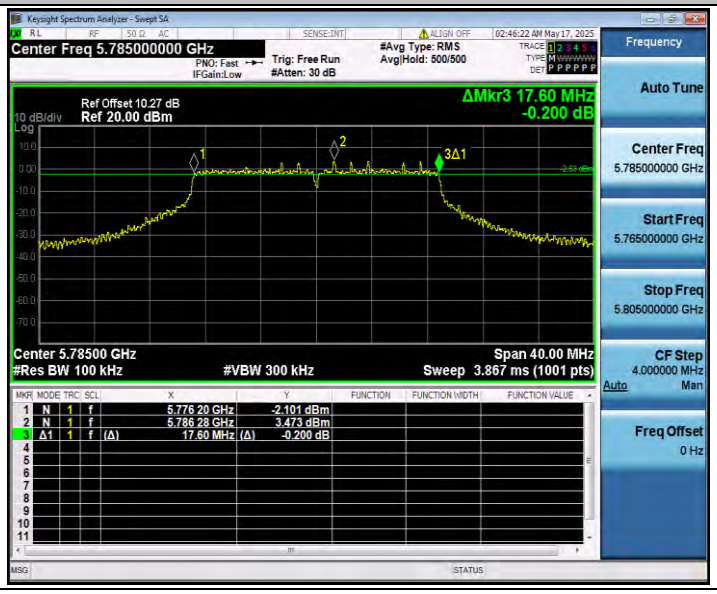

11N20SISO_Ant0_5825
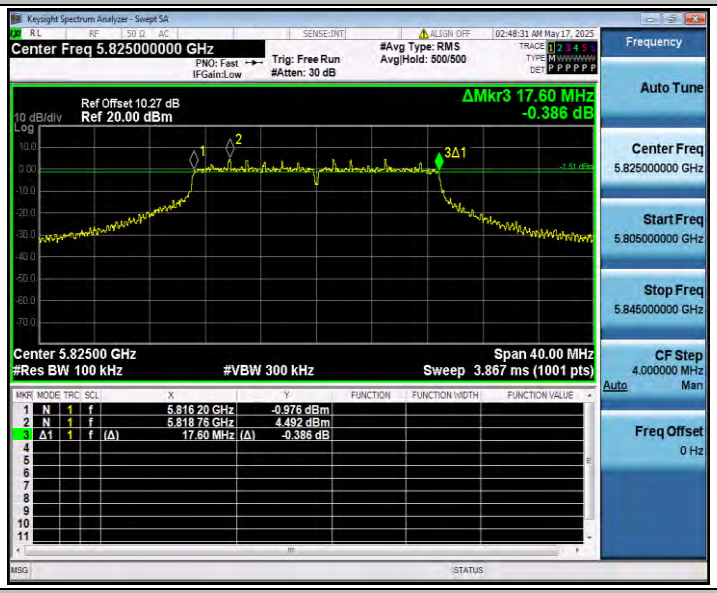
11N40SISO_Ant0_5755
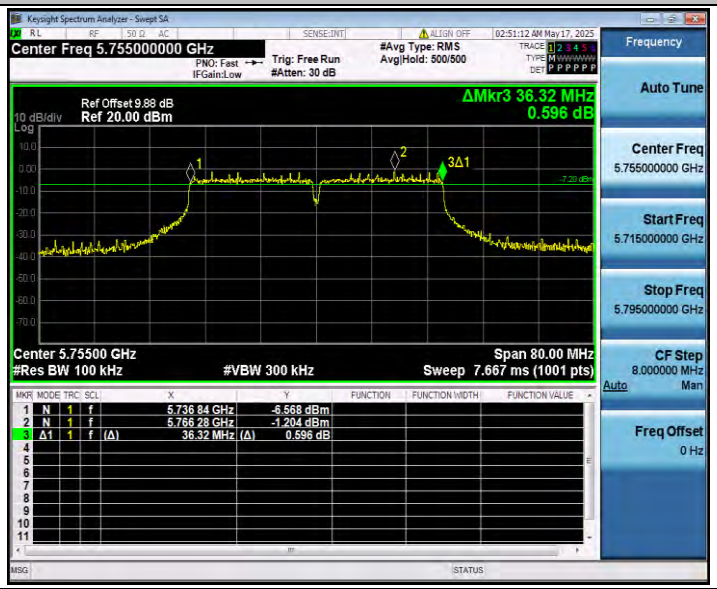
11N40SISO_Ant0_5795

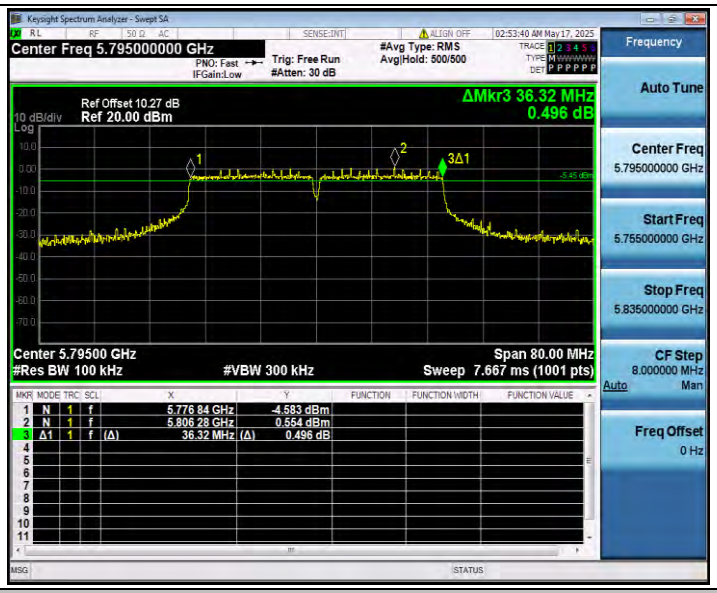

11AC20SISO_Ant0_5745

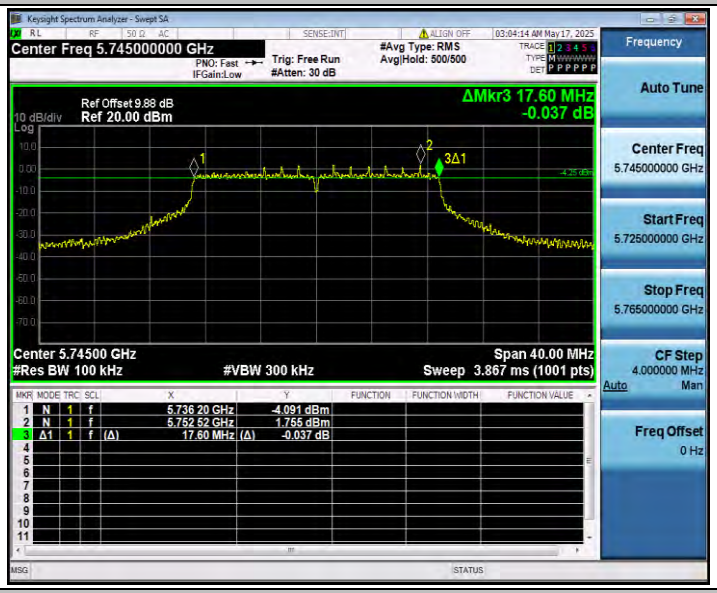

11AC20SISO_Ant0_5785

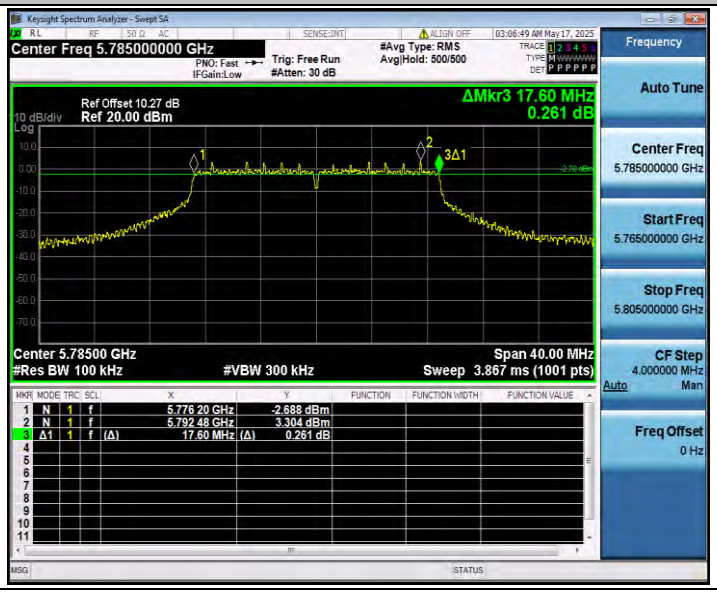

11AC20SISO_Ant0_5825

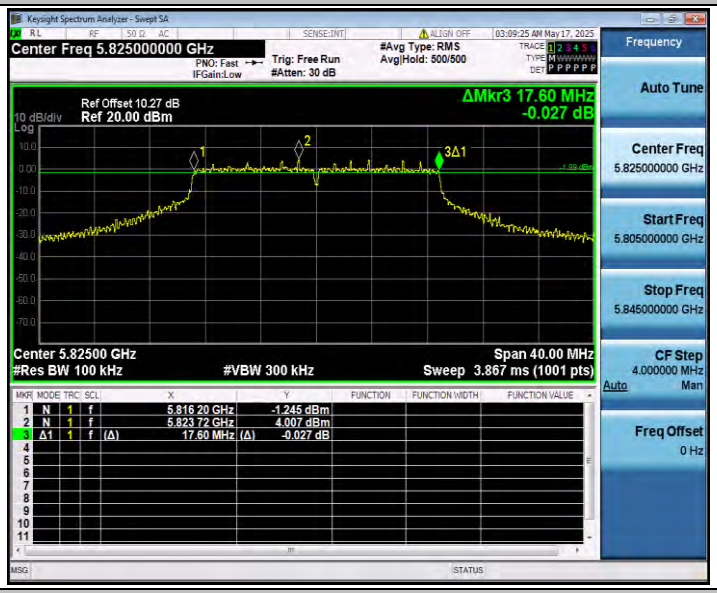

11AC40SISO_Ant0_5755

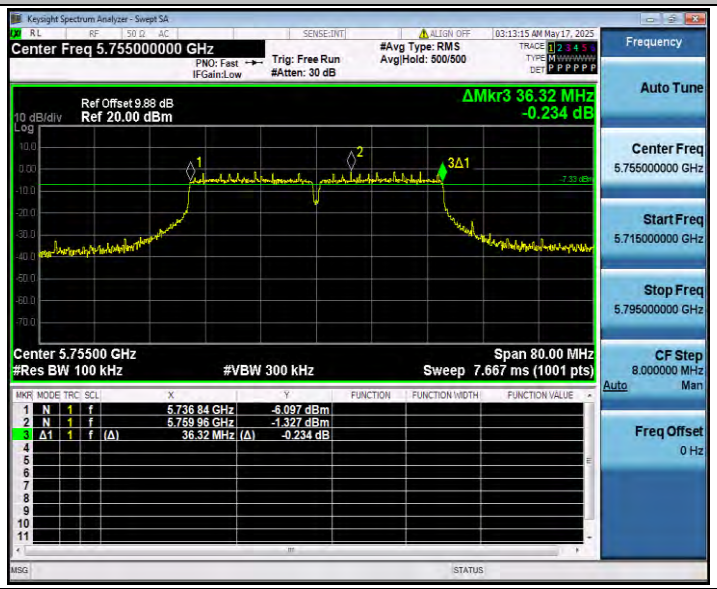

11AC40SISO_Ant0_5795

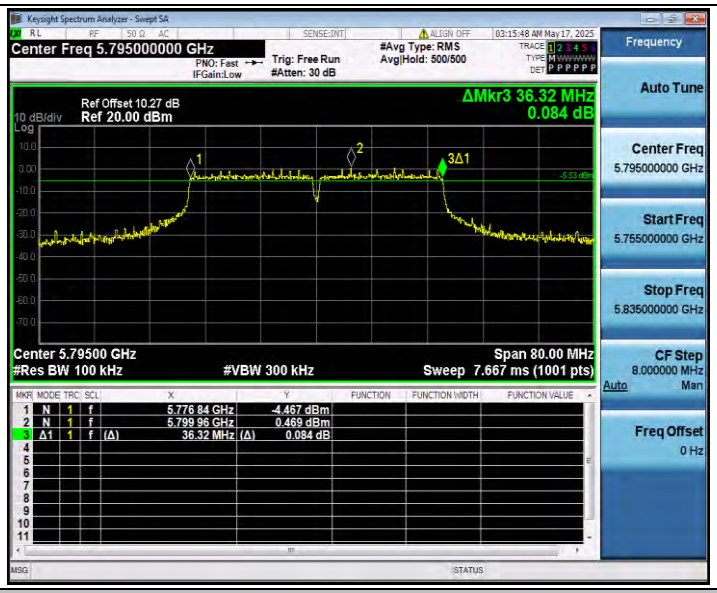

11AC80SISO_Ant0_5775

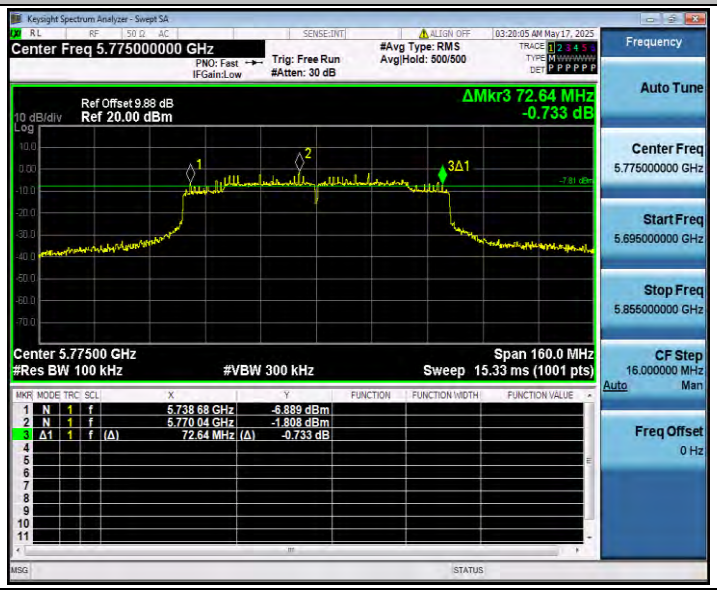

Appendix G.3: Duty Cycle

Test Result

TestMode	Antenna	Freq(MHz)	Transmission Duration [ms]	Transmission Period [ms]	Duty Cycle [%]	Duty Cycle Factor[dB]	1/T Factor[KHz]
11A	Ant0	5745	2.08	2.13	97.65	0.10	0.48
		5785	2.09	2.14	97.66	0.10	0.48
		5825	2.08	2.13	97.65	0.10	0.48
11N20SISO	Ant0	5745	3.98	4.02	99.00	0.04	0.25
		5785	3.97	4.02	98.76	0.05	0.25
		5825	3.98	4.03	98.76	0.05	0.25
11N40SISO	Ant0	5755	3.97	4.02	98.76	0.05	0.25
		5795	3.97	4.02	98.76	0.05	0.25
11AC20SISO	Ant0	5745	3.95	4.00	98.75	0.05	0.25
		5785	3.94	3.99	98.75	0.05	0.25
		5825	3.95	4.00	98.75	0.05	0.25
11AC40SISO	Ant0	5755	3.96	4.01	98.75	0.05	0.25
		5795	3.96	4.00	99.00	0.04	0.25
11AC80SISO	Ant0	5775	3.97	4.02	98.76	0.05	0.25

Test Graphs

11A_Ant0_5745

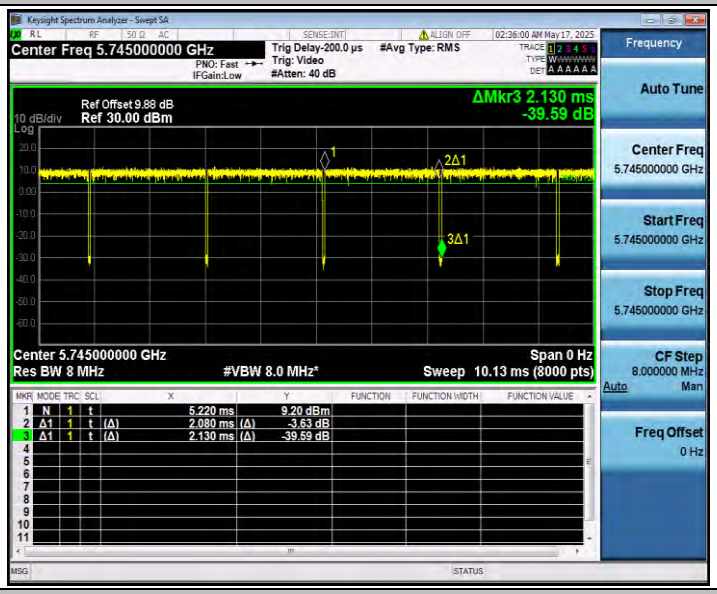

11A_Ant0_5785

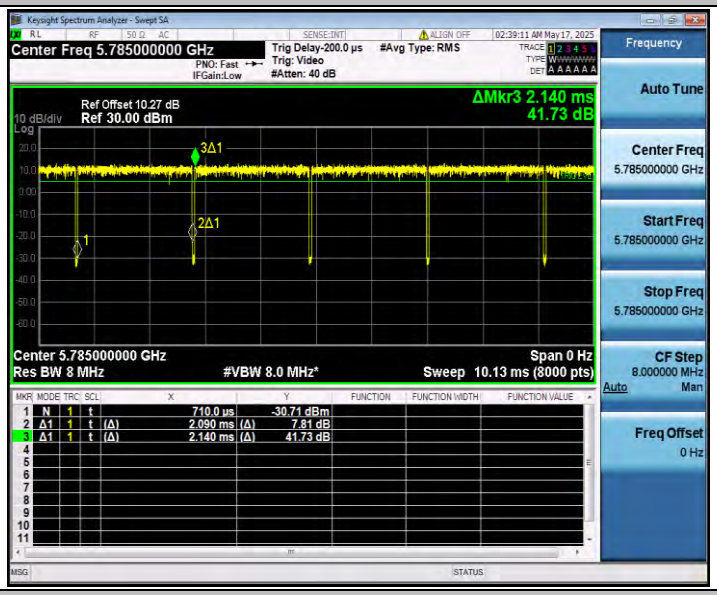

11A_Ant0_5825

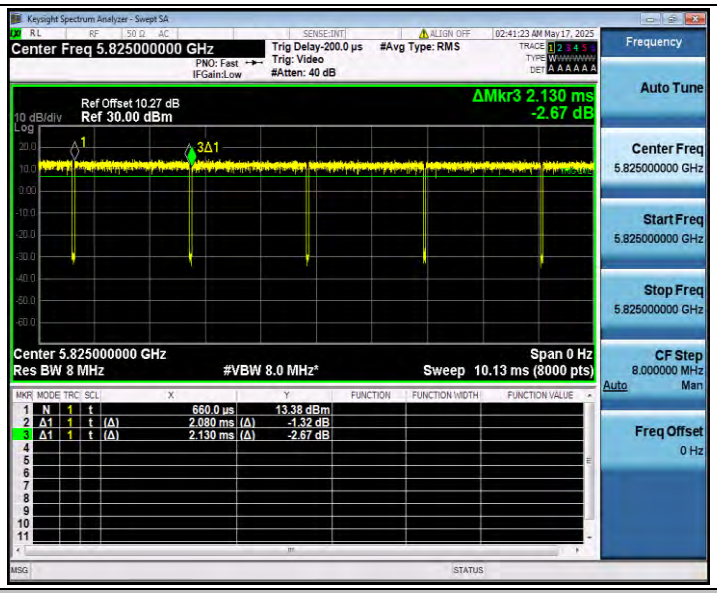

11N20SISO_Ant0_5745

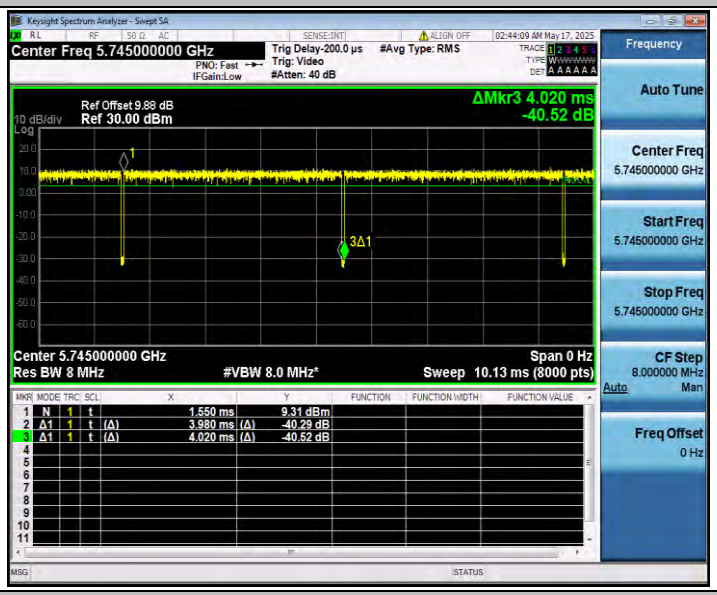

11N20SISO_Ant0_5785

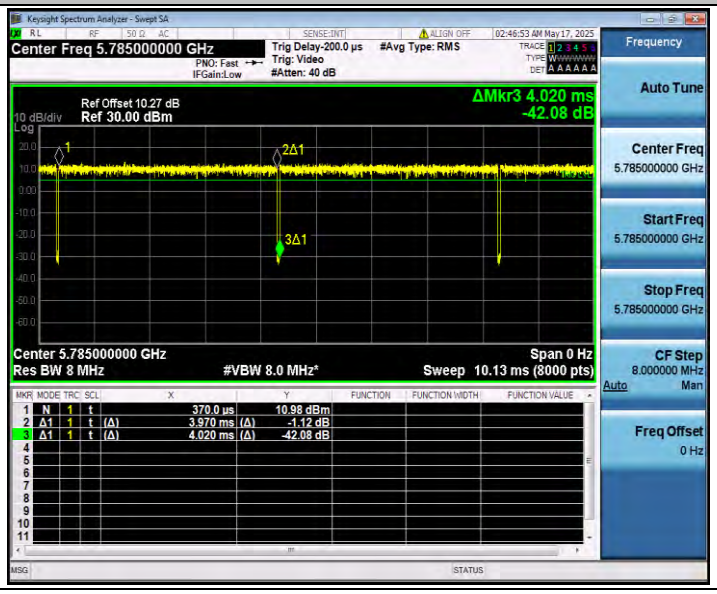

11N20SISO_Ant0_5825
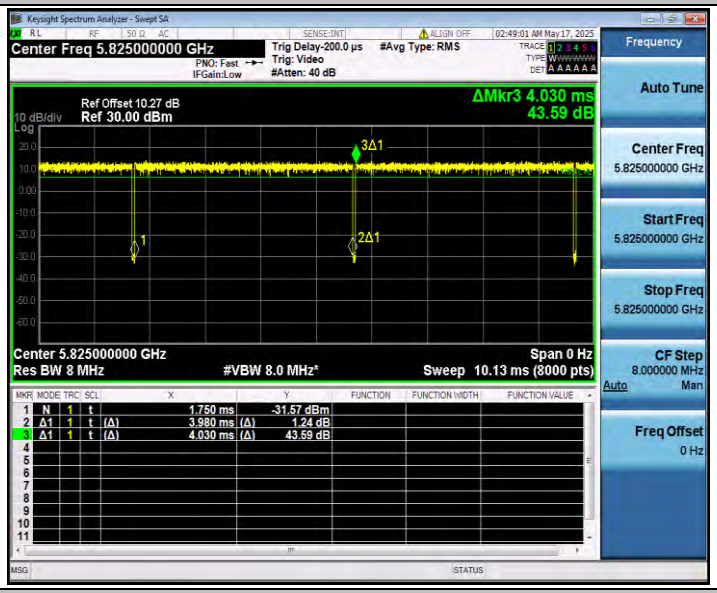

11N40SISO_Ant0_5755
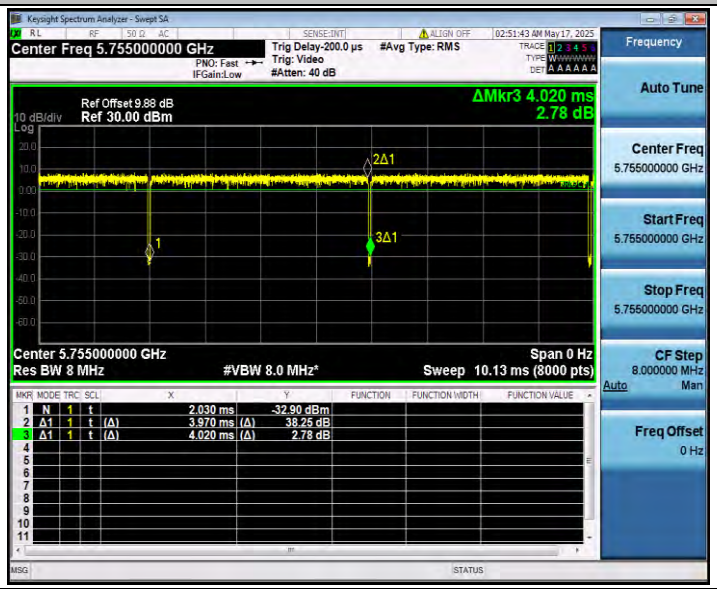

11N40SISO_Ant0_5795

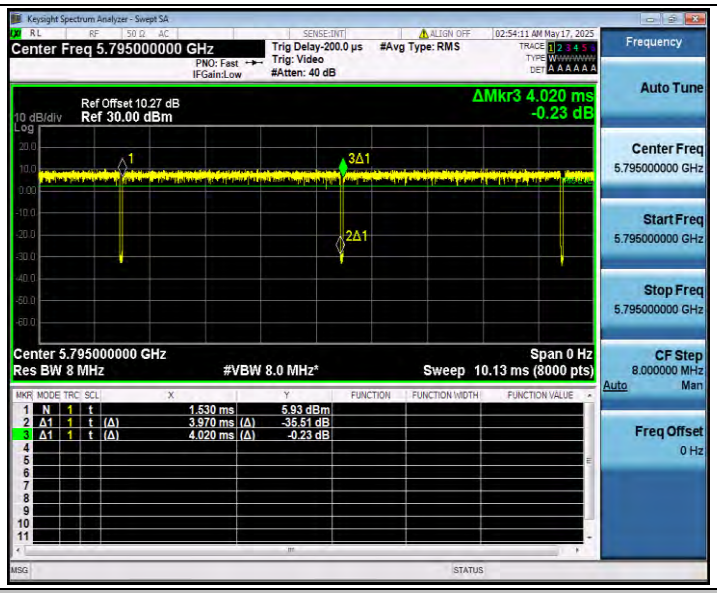

11AC20SISO_Ant0_5745

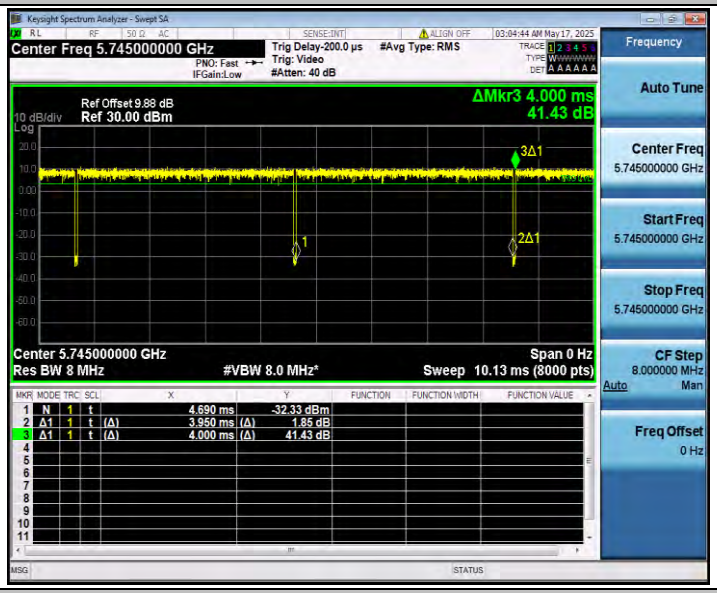

11AC20SISO_Ant0_5785

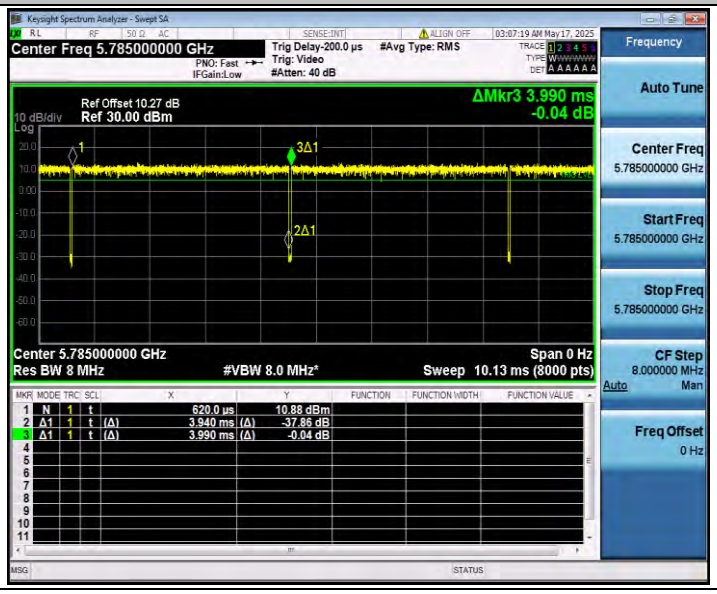

11AC20SISO_Ant0_5825

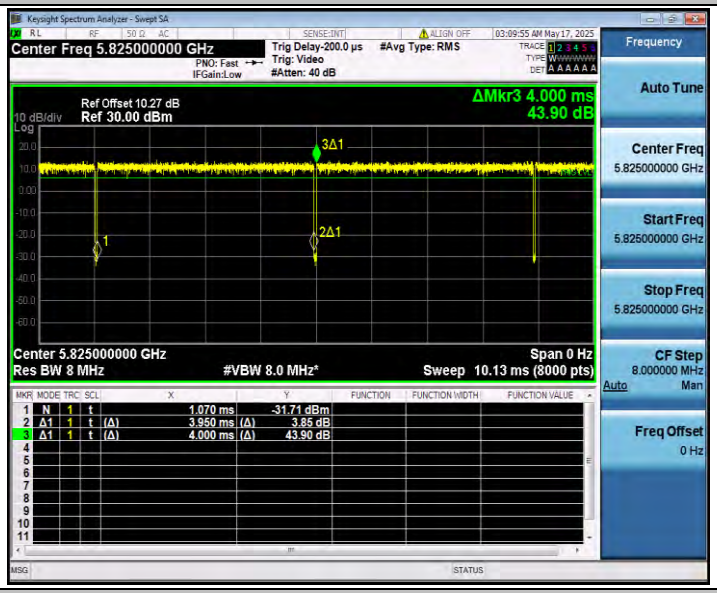

11AC40SISO_Ant0_5755

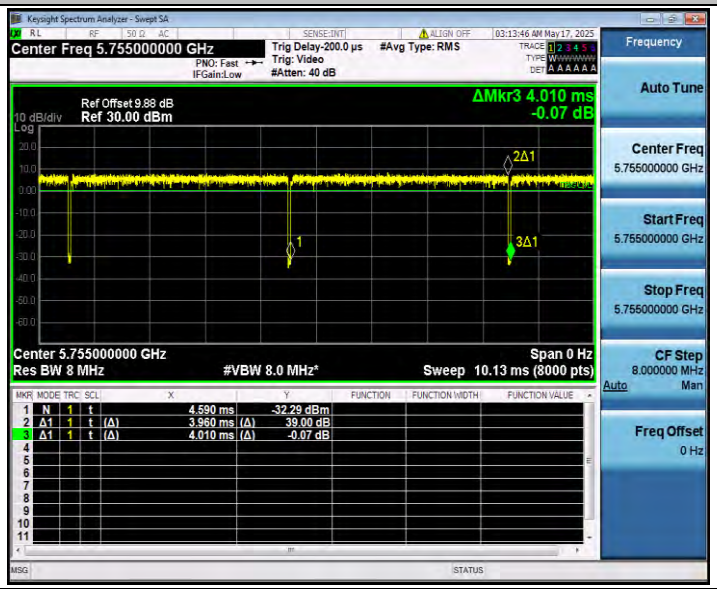

11AC40SISO_Ant0_5795

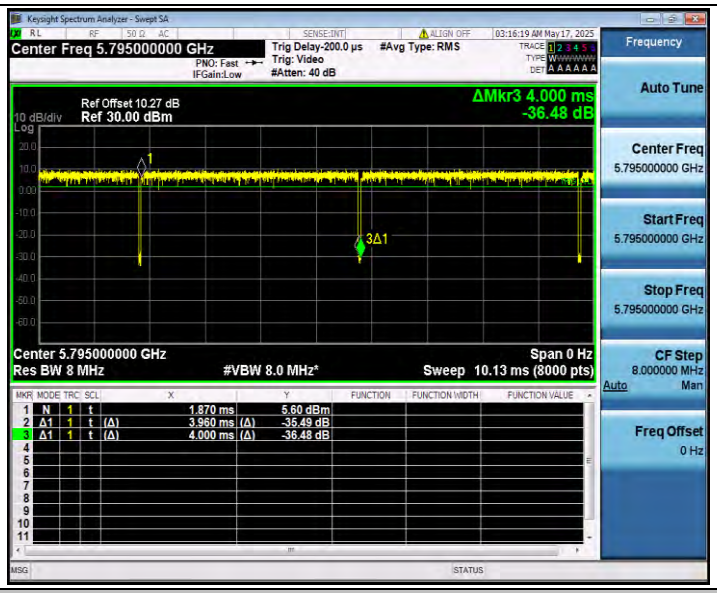

11AC80SISO_Ant0_5775

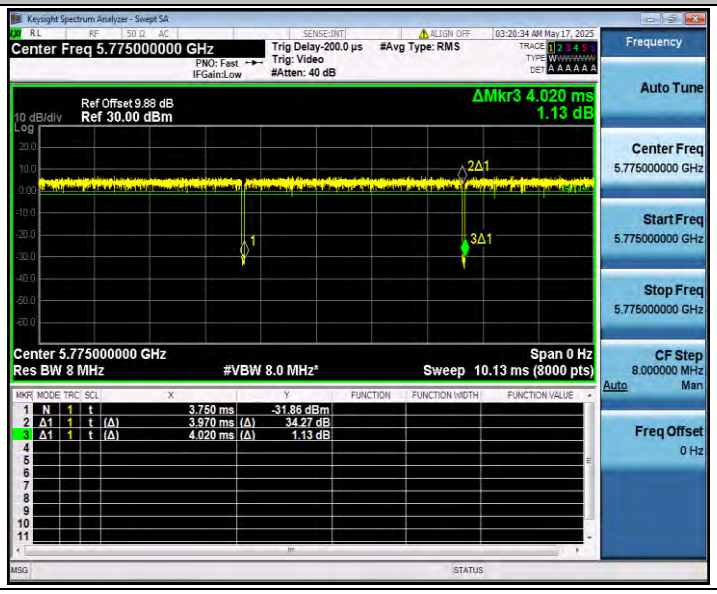

Appendix G.4: Maximum conducted output power

Test Result Channel Power

Test Mode	Antenna	Freq(MHz)	Channel Powert [dBm]	Duty Cycle [%]	DC Factor [dBm]	Result [dBm]	Limit [dBm]	Verdict
11A	Ant0	5745	12.11	97.65	0.10	12.21	≤30.00	PASS
		5785	13.74	97.66	0.10	13.84	≤30.00	PASS
		5825	14.89	97.65	0.10	14.99	≤30.00	PASS
11N20SISO	Ant0	5745	12.12	99.00	0.04	12.16	≤30.00	PASS
		5785	13.78	98.76	0.05	13.83	≤30.00	PASS
		5825	14.91	98.76	0.05	14.96	≤30.00	PASS
11N40SISO	Ant0	5755	12.56	98.76	0.05	12.61	≤30.00	PASS
		5795	14.17	98.76	0.05	14.22	≤30.00	PASS
11AC20SISO	Ant0	5745	12.12	98.75	0.05	12.17	≤30.00	PASS
		5785	13.71	98.75	0.05	13.76	≤30.00	PASS
		5825	14.76	98.75	0.05	14.81	≤30.00	PASS
11AC40SISO	Ant0	5755	12.53	98.75	0.05	12.58	≤30.00	PASS
		5795	14.19	99.00	0.04	14.23	≤30.00	PASS
11AC80SISO	Ant0	5775	13.47	98.76	0.05	13.52	≤30.00	PASS

Appendix G.5: Maximum power spectral density

Test Result

TestMode	Antenna	Freq(MHz)	Result [dBm/MHz]	Limit[dBm/MHz]	Verdict
11A	Ant0	5745	-2.29	≤30.00	PASS
		5785	-0.80	≤30.00	PASS
		5825	0.45	≤30.00	PASS
11N20SISO	Ant0	5745	-2.79	≤30.00	PASS
		5785	-1.20	≤30.00	PASS
		5825	0.08	≤30.00	PASS
11N40SISO	Ant0	5755	-5.03	≤30.00	PASS
		5795	-3.51	≤30.00	PASS
11AC20SISO	Ant0	5745	-2.78	≤30.00	PASS
		5785	-1.17	≤30.00	PASS
		5825	-0.01	≤30.00	PASS
11AC40SISO	Ant0	5755	-5.17	≤30.00	PASS
		5795	-3.49	≤30.00	PASS
11AC80SISO	Ant0	5775	-6.81	≤30.00	PASS

Note：1.The Result and Limit Unit is dBm/500 kHz in the band 5.725–5.85 GHz.
2.The Duty Cycle Factor and RBW Factor is compensated in the graph.

Test Graphs

11A_Ant0_5745

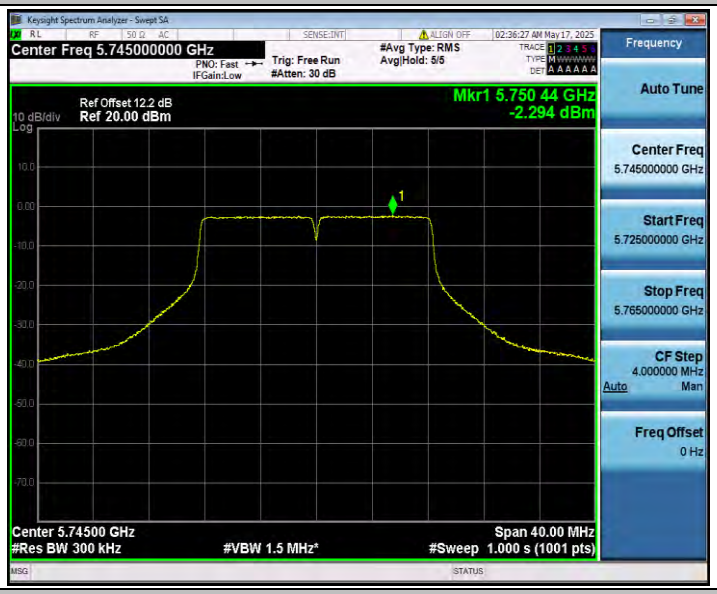

11A_Ant0_5785

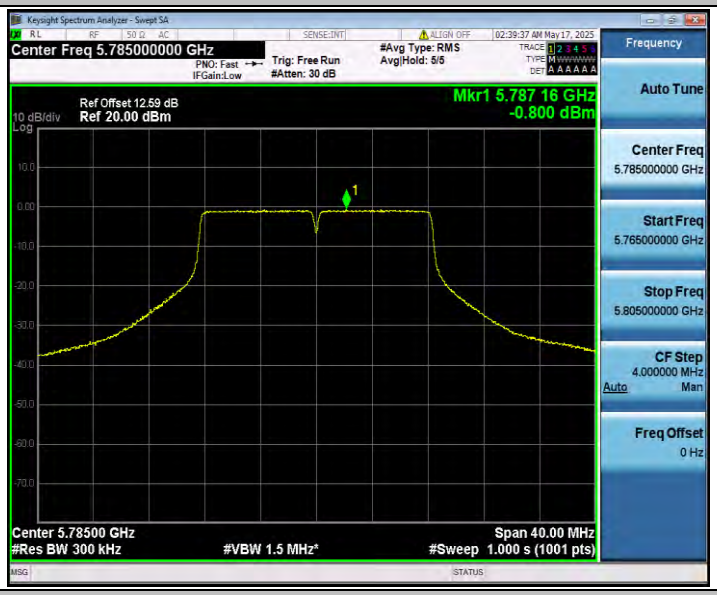

11A_Ant0_5825

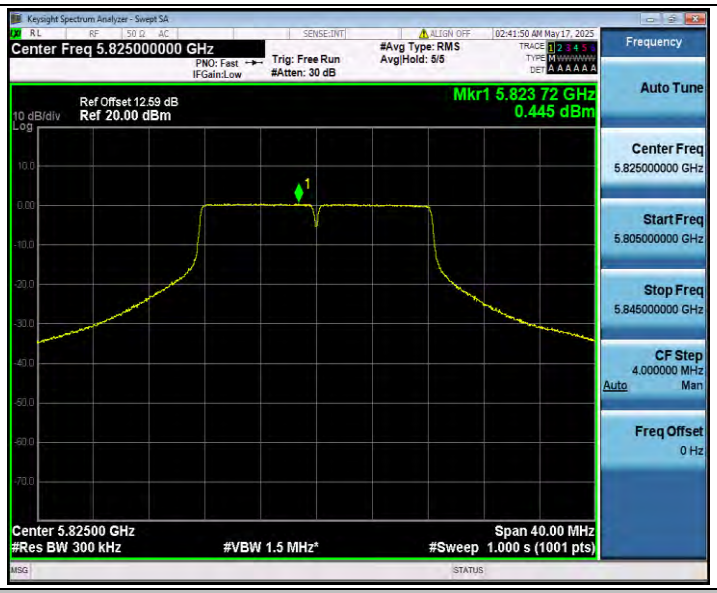

11N20SISO_Ant0_5745

11N20SISO_Ant0_5785

11N20SISO_Ant0_5825
11N40SISO_Ant0_5755
11N40SISO_Ant0_5795

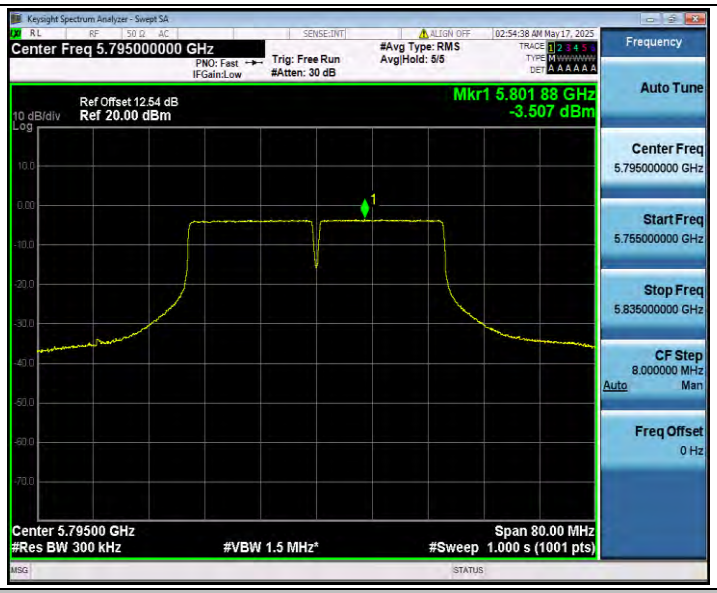

11AC20SISO_Ant0_5745

11AC20SISO_Ant0_5785

11AC20SISO_Ant0_5825

11AC40SISO_Ant0_5755

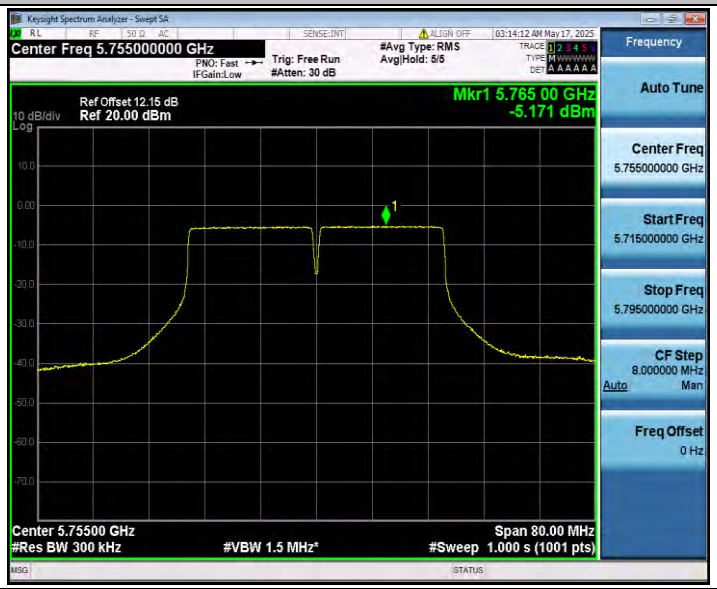

11AC40SISO_Ant0_5795

11AC80SISO_Ant0_5775

Appendix G.6: Band edge measurements

Test Result B4

TestMode	Antenna	ChName	Freq(MHz)	FreqRange [MHz]	Result [dBm]	Limit [dBm]	Verdict
11A	Ant0	Low	5745	5650~5700	-40.86	≤-26.87	PASS
				5700~5720	-26.88	≤14.40	PASS
				5720~5725	-29.48	≤16.34	PASS
				5760~5650	-39.06	≤-27	PASS
		High	5825	5850~5855	-28.48	≤15.73	PASS
				5855~5875	-28.51	≤14.22	PASS
				5875~5925	-37.75	≤-26.21	PASS
				5925~5935	-38.15	≤-27	PASS
11N20SISO	Ant0	Low	5745	5650~5700	-40.98	≤-26.96	PASS
				5700~5720	-27.83	≤14.21	PASS
				5720~5725	-27.4	≤16.34	PASS
				5760~5650	-38.88	≤-27	PASS
		High	5825	5850~5855	-28.26	≤15.73	PASS
				5855~5875	-25.65	≤15.09	PASS
				5875~5925	-39.38	≤-26.31	PASS
				5925~5935	-37.07	≤-27	PASS
11N40SISO	Ant0	Low	5755	5650~5700	-38.95	≤-25.90	PASS
				5700~5720	-27.04	≤13.42	PASS
				5720~5725	-27.7	≤15.74	PASS
				5780~5650	-38.33	≤-27	PASS
		High	5795	5850~5855	-31.88	≤17.16	PASS
				5855~5875	-32.39	≤12.60	PASS
				5875~5925	-38.88	≤-26.59	PASS
				5925~5935	-38.42	≤-27	PASS
11AC20SISO	Ant0	Low	5745	5650~5700	-40.59	≤-26.36	PASS
				5700~5720	-28.13	≤13.40	PASS
				5720~5725	-27.79	≤16.08	PASS
				5760~5650	-38.95	≤-27	PASS
		High	5825	5850~5855	-28.58	≤15.73	PASS
				5855~5875	-27.37	≤14.33	PASS
				5875~5925	-38.22	≤-26.11	PASS
				5925~5935	-38.45	≤-27	PASS
11AC40SISO	Ant0	Low	5755	5650~5700	-38.45	≤-26.20	PASS
				5700~5720	-25.85	≤13.24	PASS
				5720~5725	-27.04	≤15.74	PASS

				5780~5650	-37.69	≤-27	PASS
		High	5795	5850~5855	-31.37	≤16.03	PASS
				5855~5875	-34.48	≤11.40	PASS
				5875~5925	-38.39	≤-26.83	PASS
				5925~5935	-38.58	≤-27	PASS
11AC80S ISO	Ant0	Low	5775	5650~5700	-33.68	≤-26.69	PASS
				5700~5720	-24.21	≤11.66	PASS
				5720~5725	-25.89	≤15.65	PASS
				5800~5650	-30.8	≤-27	PASS
		High	5775	5850~5855	-24.56	≤19.21	PASS
				5855~5875	-28.48	≤11.95	PASS
				5875~5925	-39.03	≤-26.87	PASS
				5925~5935	-37.56	≤-27	PASS

Test Graphs B4

11A_Ant0_Low_5745

11A_Ant0_High_5825

11N20SISO_Ant0_Low_5745

11N20SISO_Ant0_High_5825

11N40SISO_Ant0_Low_5755

11N40SISO_Ant0_High_5795

11AC20SISO_Ant0_Low_5745

11AC20SISO_Ant0_High_5825

11AC40SISO_Ant0_Low_5755

11AC40SISO_Ant0_High_5795

11AC80SISO_Ant0_Low_5775
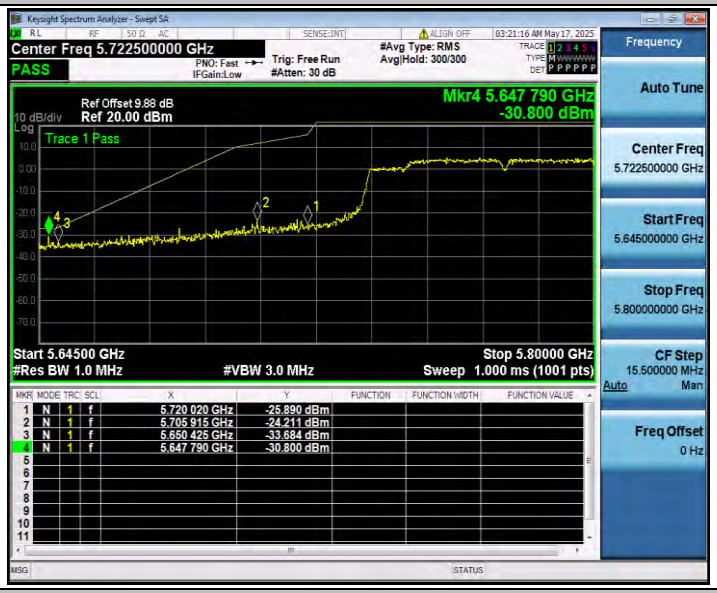

11AC80SISO_Ant0_High_5775

Appendix G.7: Conducted Spurious Emission

Test Result

TestMode	Antenna	Freq(MHz)	FreqRange [MHz]	Max. Fre [MHz]	Max. Level [dBm]	Limit [dBm]	Verdict
11A	Ant0	5745	30~5650	4905.35	-39.35	≤-27	PASS
			5925~27000	26053.73	-31.66	≤-27	PASS
		5785	30~5650	5464.35	-39.61	≤-27	PASS
			5925~27000	26889.71	-31.47	≤-27	PASS
		5825	30~5650	4945.06	-39.76	≤-27	PASS
			5925~27000	24336.82	-31.56	≤-27	PASS
11N20SISO	Ant0	5745	30~5650	5434.75	-40.65	≤-27	PASS
			5925~27000	26058.65	-31.81	≤-27	PASS
		5785	30~5650	5294.82	-39.07	≤-27	PASS
			5925~27000	24278.52	-31.62	≤-27	PASS
		5825	30~5650	4790.89	-39.31	≤-27	PASS
			5925~27000	26477.34	-30.92	≤-27	PASS
11N40SISO	Ant0	5755	30~5650	5477.47	-40.47	≤-27	PASS
			5925~27000	26030.55	-31.37	≤-27	PASS
		5795	30~5650	5393.73	-39.84	≤-27	PASS
			5925~27000	25990.51	-31.66	≤-27	PASS
11AC20SISO	Ant0	5745	30~5650	5511.75	-40.33	≤-27	PASS
			5925~27000	24263.06	-31.21	≤-27	PASS
		5785	30~5650	5444.87	-38.99	≤-27	PASS
			5925~27000	24230.75	-31.46	≤-27	PASS
		5825	30~5650	5434.38	-39.76	≤-27	PASS
			5925~27000	24315.75	-31.5	≤-27	PASS
11AC40SISO	Ant0	5755	30~5650	5430.82	-40.16	≤-27	PASS
			5925~27000	24707.74	-32.48	≤-27	PASS
		5795	30~5650	5463.04	-40.01	≤-27	PASS
			5925~27000	25160.15	-31.61	≤-27	PASS
11AC80SISO	Ant0	5775	30~5650	5648.13	-35.36	≤-27	PASS
			5925~27000	26022.12	-30.84	≤-27	PASS

Test Graphs

11A_Ant0_5745_30~5650

11A_Ant0_5745_5925~27000

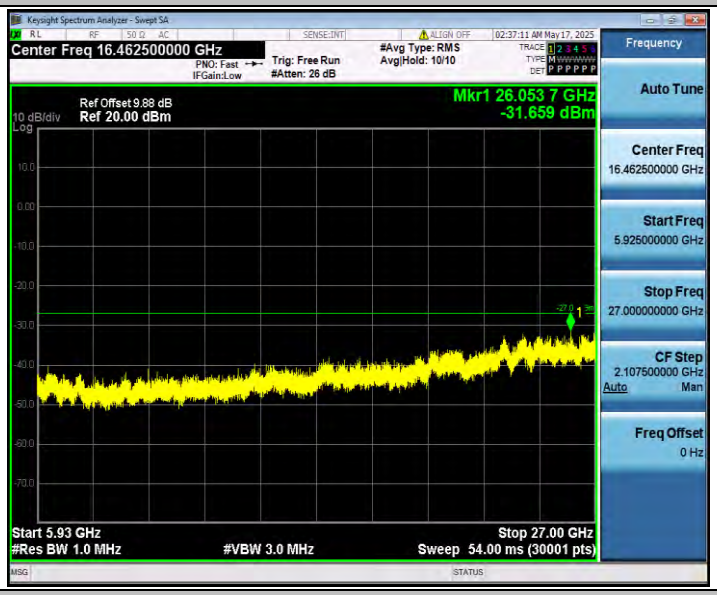

11A_Ant0_5785_30~5650

11A_Ant0_5785_5925~27000

11A_Ant0_5825_30~5650

11A_Ant0_5825_5925~27000

11N20SISO_Ant0_5745_30~5650

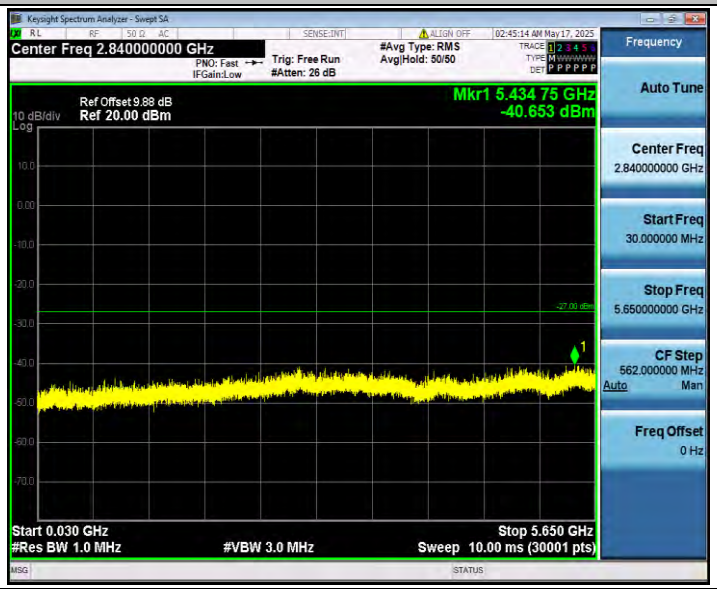

11N20SISO_Ant0_5745_5925~27000

11N20SISO_Ant0_5785_30~5650

11N20SISO_Ant0_5785_5925~27000

11N20SISO_Ant0_5825_30~5650

11N20SISO_Ant0_5825_5925~27000

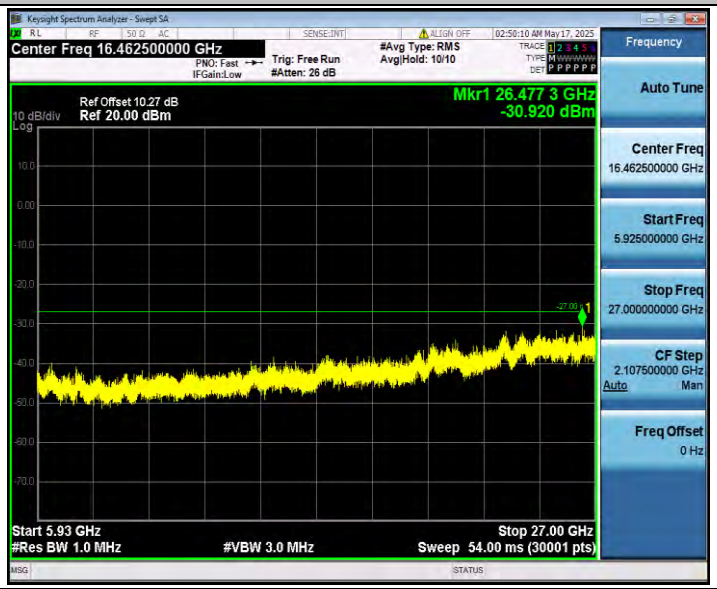

11N40SISO_Ant0_5755_30~5650

11N40SISO_Ant0_5755_5925~27000

11N40SISO_Ant0_5795_30~5650

11N40SISO_Ant0_5795_5925~27000

11AC20SISO_Ant0_5745_30~5650

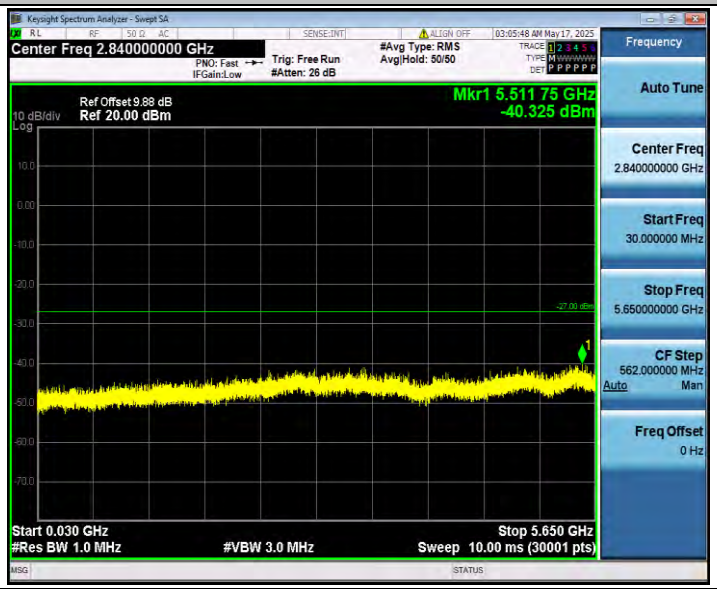

11AC20SISO_Ant0_5745_5925~27000

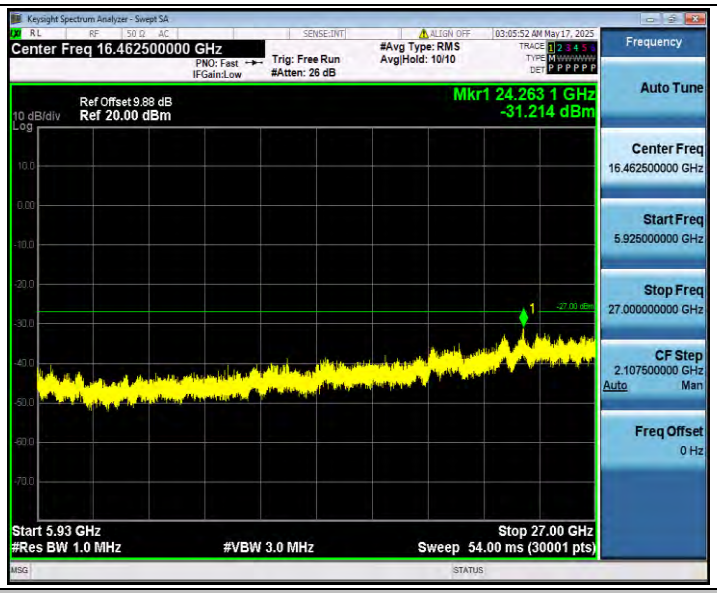

11AC20SISO_Ant0_5785_30~5650

11AC20SISO_Ant0_5785_5925~27000

11AC20SISO_Ant0_5825_30~5650

11AC20SISO_Ant0_5825_5925~27000

11AC40SISO_Ant0_5755_30~5650

11AC40SISO_Ant0_5755_5925~27000

11AC40SISO_Ant0_5795_30~5650

11AC40SISO_Ant0_5795_5925~27000

11AC80SISO_Ant0_5775_30~5650

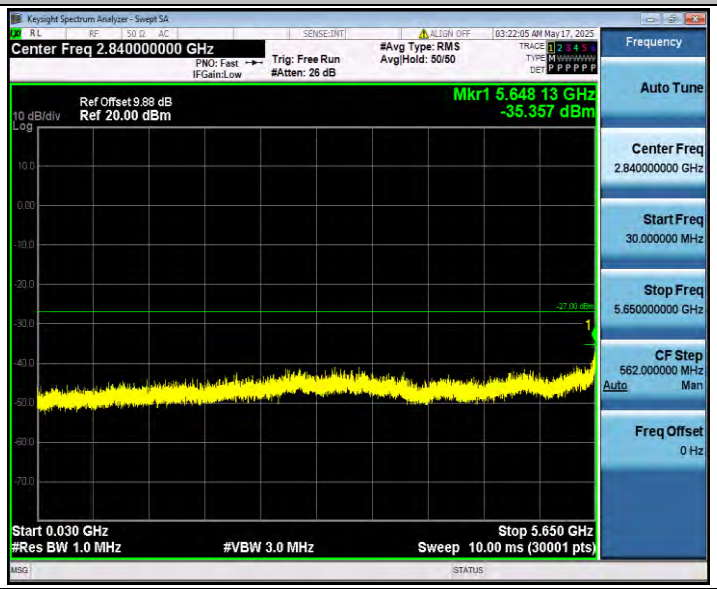

11AC80SISO_Ant0_5775_5925~27000

Keysight Spectrum Analyzer - Swept SA
Center Freq 16.462500000 GHz
PNO: Fast
IFGain:Low
Trig: Free Run
#Atten: 26 dB
#Avg Type: RMS
Avg|Hold: 10/10
03:22:10 AM May 17, 2025
Ref Offset 9.88 dB
10 dB/div
Ref 20.00 dBm
Log
Mkr1 26.022 1 GHz
-30.838 dBm
Start 5.93 GHz
#Res BW 1.0 MHz
#VBW 3.0 MHz
Stop 27.00 GHz
Sweep 54.00 ms (30001 pts)
Frequency
Auto Tune
Center Freq
16.462500000 GHz
Start Freq
5.925000000 GHz
Stop Freq
27.000000000 GHz
CF Step
2.107500000 GHz
Auto
Man
Freq Offset
0 Hz