Case No. : GTS20250410010-1-04	
Ambient Condition: 23 ℃, 53 %RH	
According Standard: ■Part15E	
Test Date: 2025.5.19	**Test Engineer:** Evan ouyang

Appendix G.1: Occupied channel bandwidth

Test Result

TestMode	Antenna	Freq(MHz)	OCB [MHz]	FL[MHz]	FH[MHz]	Limit[MHz]	Verdict
11A	Ant1	5745	17.280	5736.3568	5753.6368	---	---
		5785	17.328	5776.3213	5793.6493	---	---
		5825	17.336	5816.3112	5833.6472	---	---
11N20SISO	Ant1	5745	18.370	5735.8469	5754.2169	---	---
		5785	18.300	5775.8649	5794.1649	---	---
		5825	18.303	5815.8402	5834.1432	---	---
11N40SISO	Ant1	5755	36.763	5736.6631	5773.4261	---	---
		5795	36.773	5776.6443	5813.4173	---	---
11AC20SISO	Ant1	5745	18.322	5735.8563	5754.1783	---	---
		5785	18.334	5775.8649	5794.1989	---	---
		5825	18.370	5815.7960	5834.1660	---	---
11AC40SISO	Ant1	5755	36.796	5736.6232	5773.4192	---	---
		5795	36.826	5776.6225	5813.4485	---	---
11AC80SISO	Ant1	5775	75.128	5737.5287	5812.6567	---	---

Test Graphs

11A_Ant1_5745

11A_Ant1_5785

11A_Ant1_5825

11N20SISO_Ant1_5745

11N20SISO_Ant1_5785

11N20SISO_Ant1_5825

11N40SISO_Ant1_5755

11N40SISO_Ant1_5795

11AC20SISO_Ant1_5745

11AC20SISO_Ant1_5785

11AC20SISO_Ant1_5825

11AC40SISO_Ant1_5755

11AC40SISO_Ant1_5795

11AC80SISO_Ant1_5775

Appendix G.2: Min emission bandwidth

Test Result B4

TestMode	Antenna	Freq(MHz)	6db EBW [MHz]	FL[MHz]	FH[MHz]	Limit[MHz]	Verdict
11A	Ant1	5745	16.320	5736.840	5753.160	0.5	PASS
		5785	16.360	5776.800	5793.160	0.5	PASS
		5825	16.320	5816.840	5833.160	0.5	PASS
11N20SISO	Ant1	5745	17.600	5736.200	5753.800	0.5	PASS
		5785	17.600	5776.200	5793.800	0.5	PASS
		5825	17.560	5816.200	5833.760	0.5	PASS
11N40SISO	Ant1	5755	36.320	5736.840	5773.160	0.5	PASS
		5795	36.320	5776.840	5813.160	0.5	PASS
11AC20SISO	Ant1	5745	17.560	5736.240	5753.800	0.5	PASS
		5785	17.560	5776.200	5793.760	0.5	PASS
		5825	17.560	5816.200	5833.760	0.5	PASS
11AC40SISO	Ant1	5755	36.320	5736.840	5773.160	0.5	PASS
		5795	36.320	5776.840	5813.160	0.5	PASS
11AC80SISO	Ant1	5775	74.880	5737.560	5812.440	0.5	PASS

Test Graphs B4

11A_Ant1_5745
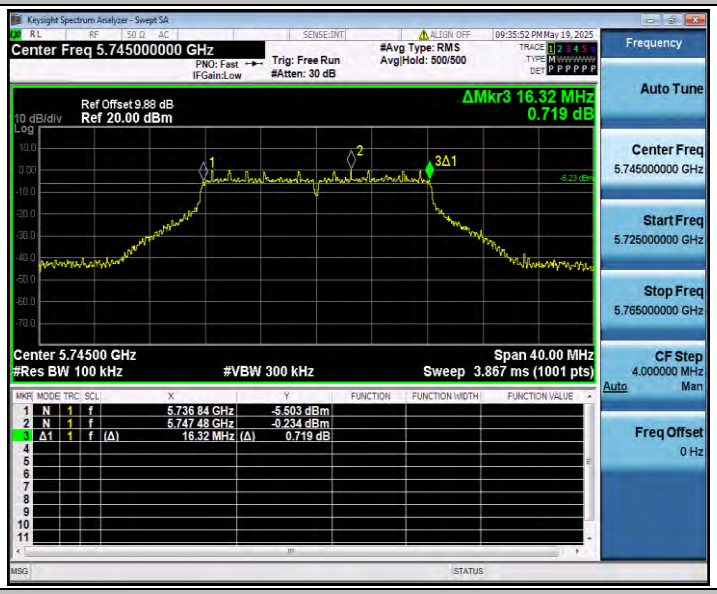

11A_Ant1_5785
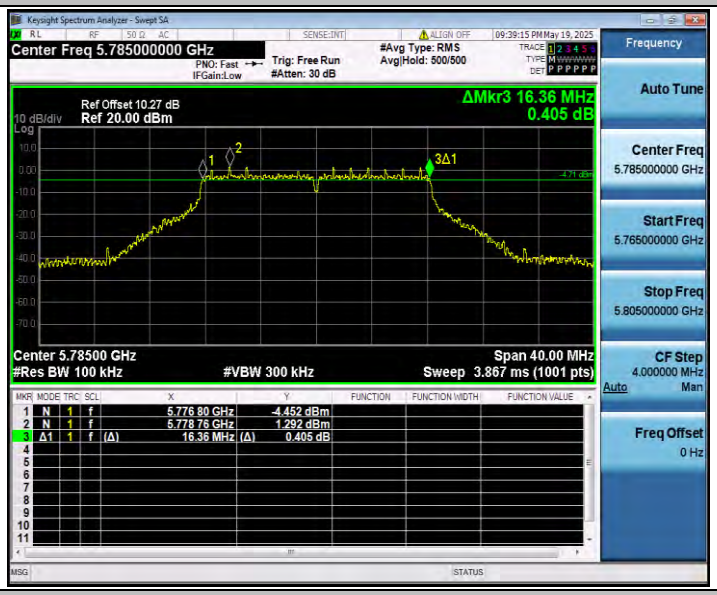

11A_Ant1_5825

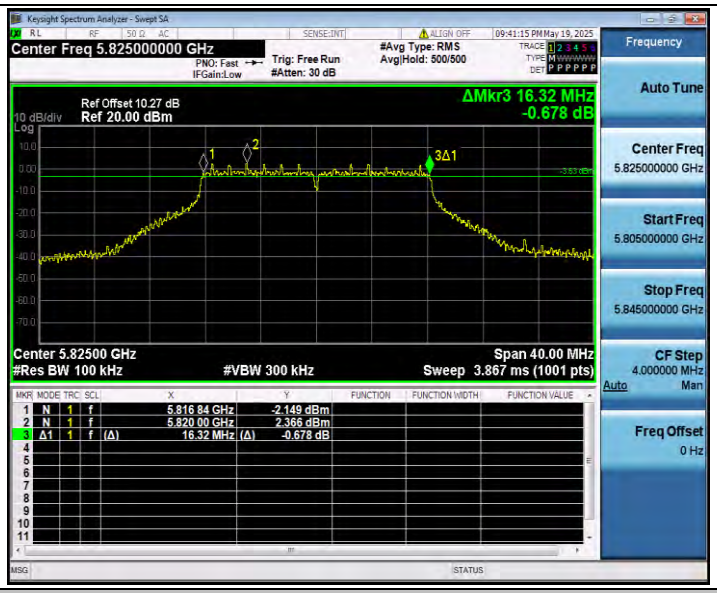

11N20SISO_Ant1_5745

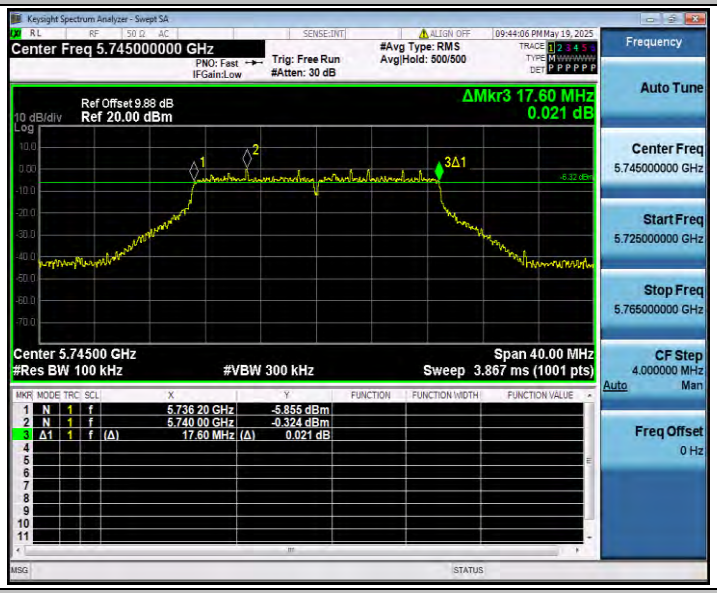

11N20SISO_Ant1_5785

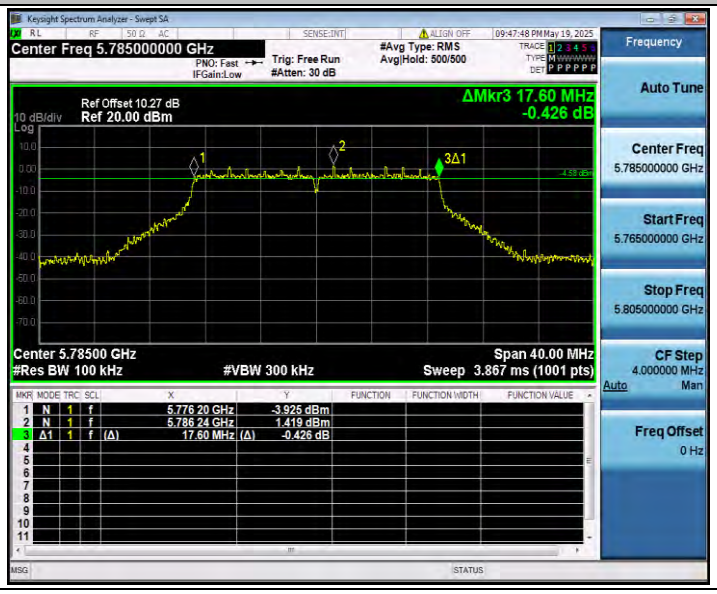

11N20SISO_Ant1_5825
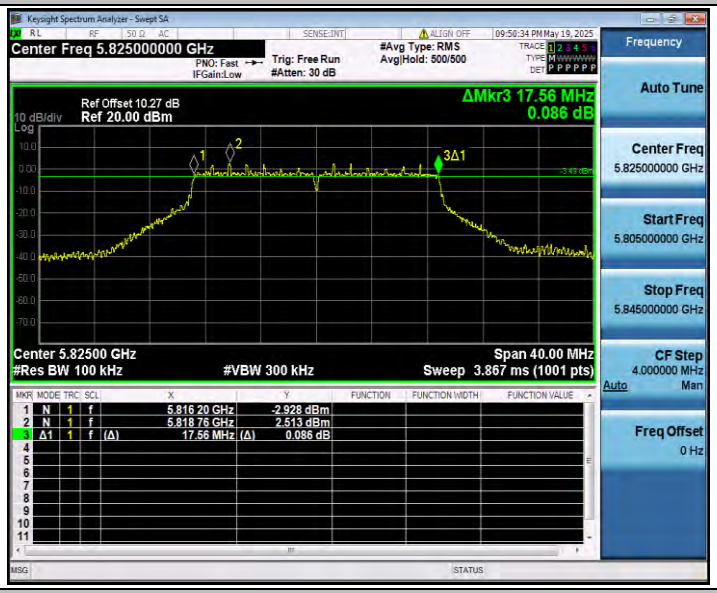

11N40SISO_Ant1_5755
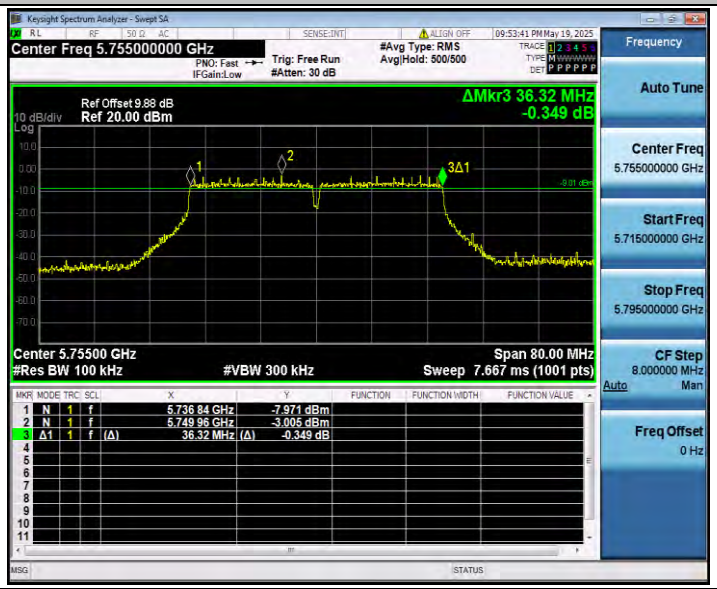

11N40SISO_Ant1_5795

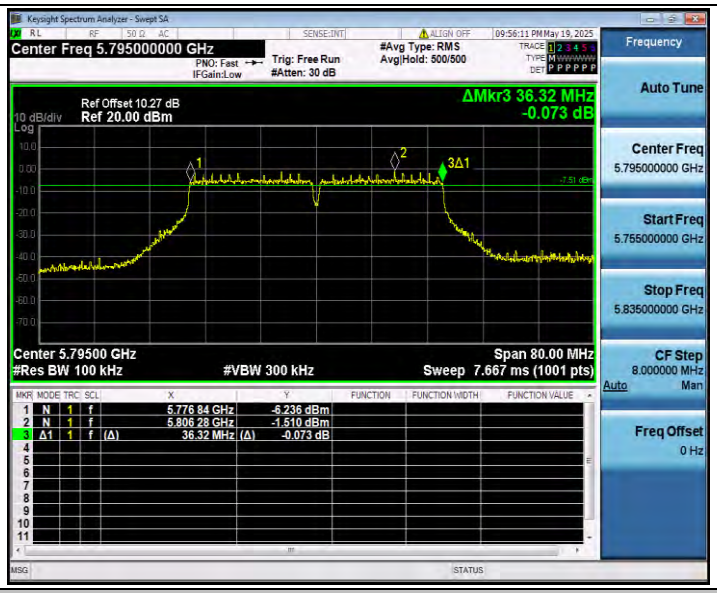

11AC20SISO_Ant1_5745

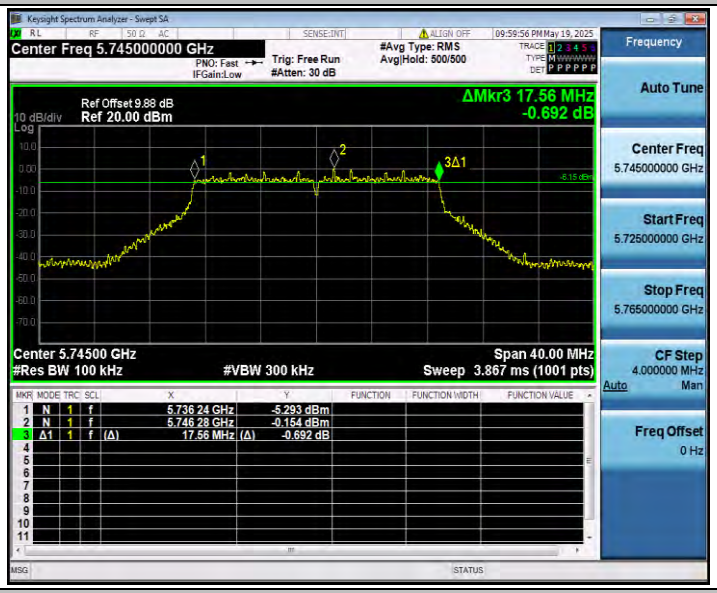

11AC20SISO_Ant1_5785

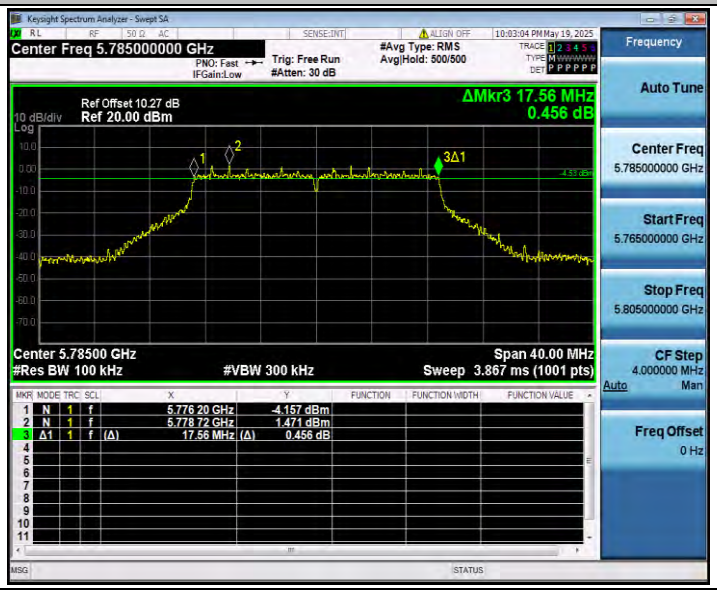

11AC20SISO_Ant1_5825

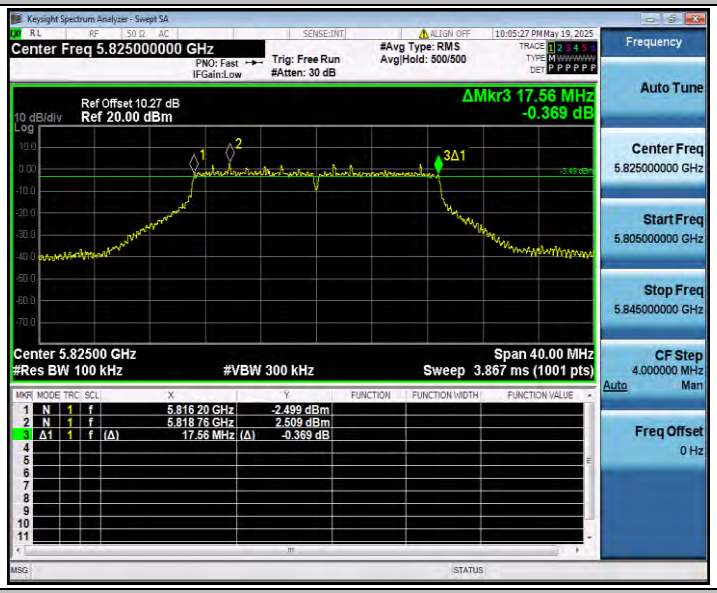

11AC40SISO_Ant1_5755

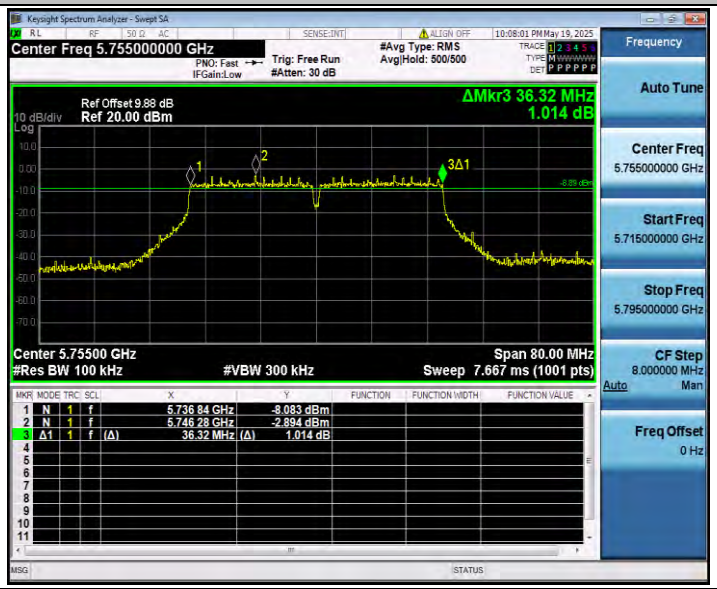

11AC40SISO_Ant1_5795

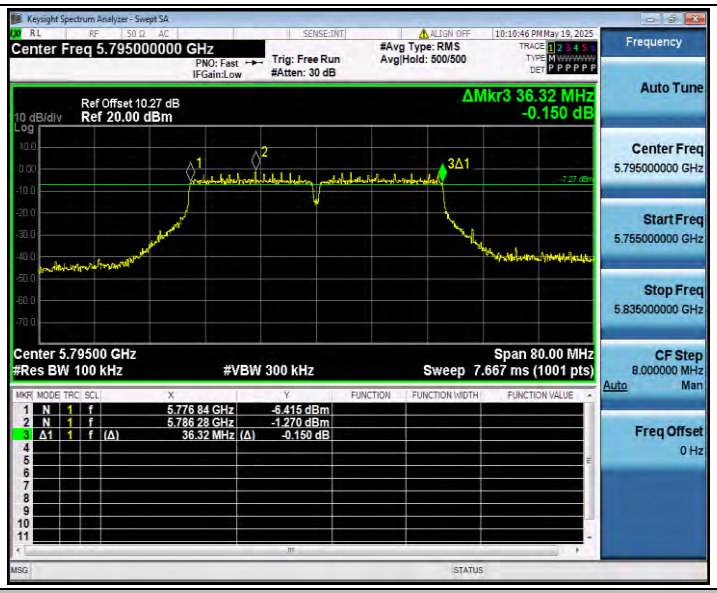

11AC80SISO_Ant1_5775

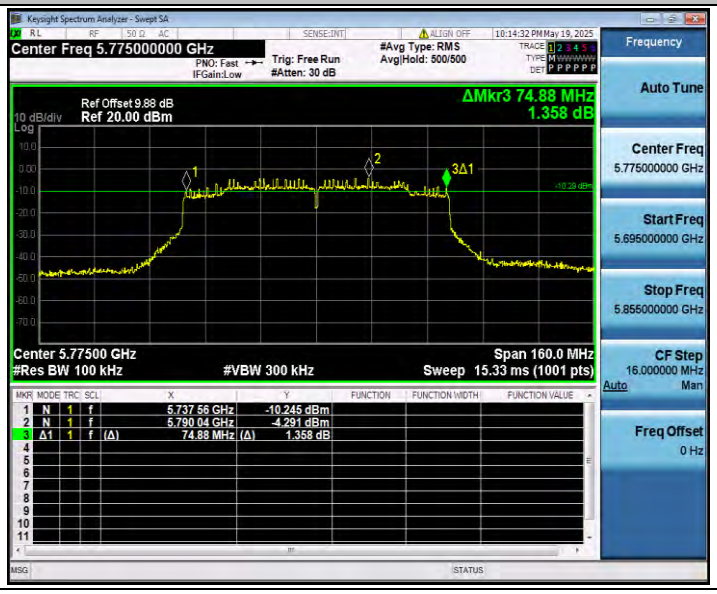

Appendix G.3: Duty Cycle

Test Result

TestMode	Antenna	Freq(MHz)	Transmission Duration [ms]	Transmission Period [ms]	Duty Cycle [%]	Duty Cycle Factor[dB]	1/T Factor[KHz]
11A	Ant1	5745	2.09	2.14	97.66	0.10	0.48
		5785	2.08	2.13	97.65	0.10	0.48
		5825	2.09	2.14	97.66	0.10	0.48
11N20SISO	Ant1	5745	3.97	4.02	98.76	0.05	0.25
		5785	3.97	4.02	98.76	0.05	0.25
		5825	3.97	4.02	98.76	0.05	0.25
11N40SISO	Ant1	5755	3.98	4.03	98.76	0.05	0.25
		5795	3.98	4.02	99.00	0.04	0.25
11AC20SISO	Ant1	5745	3.95	4.00	98.75	0.05	0.25
		5785	3.94	3.99	98.75	0.05	0.25
		5825	3.94	3.99	98.75	0.05	0.25
11AC40SISO	Ant1	5755	3.96	4.01	98.75	0.05	0.25
		5795	3.96	4.01	98.75	0.05	0.25
11AC80SISO	Ant1	5775	3.97	4.01	99.00	0.04	0.25

Test Graphs

11A_Ant1_5745

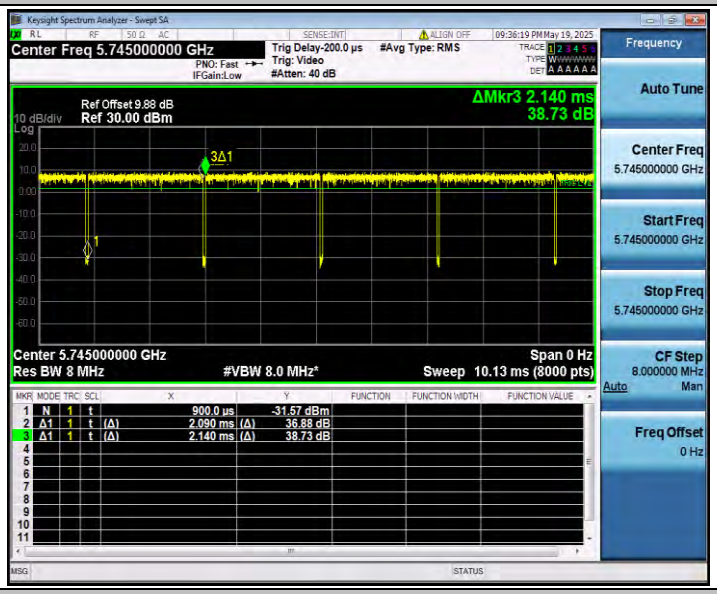

11A_Ant1_5785

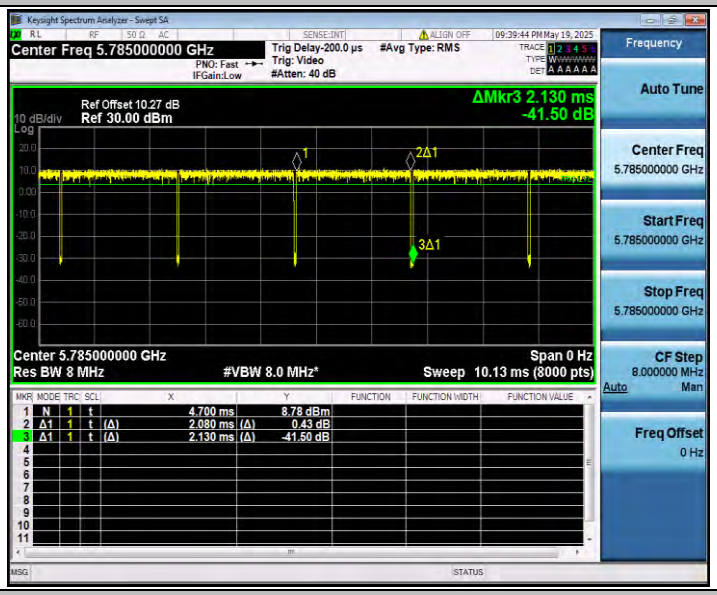

11A_Ant1_5825

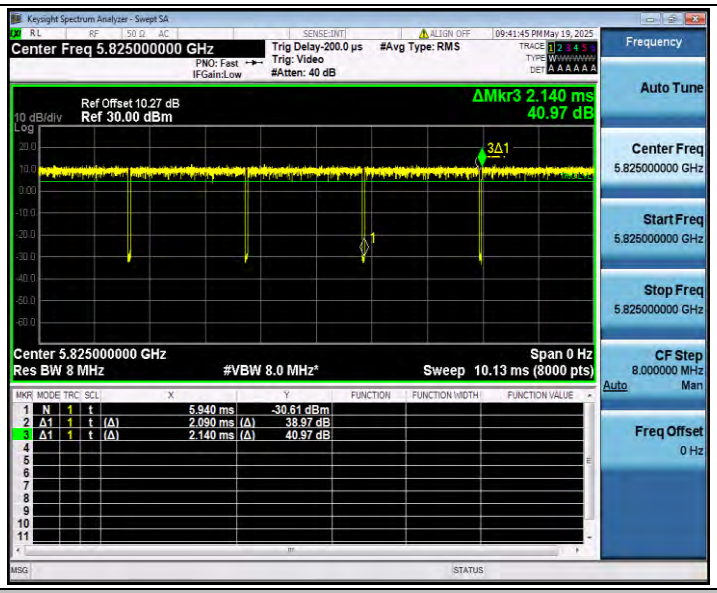

11N20SISO_Ant1_5745

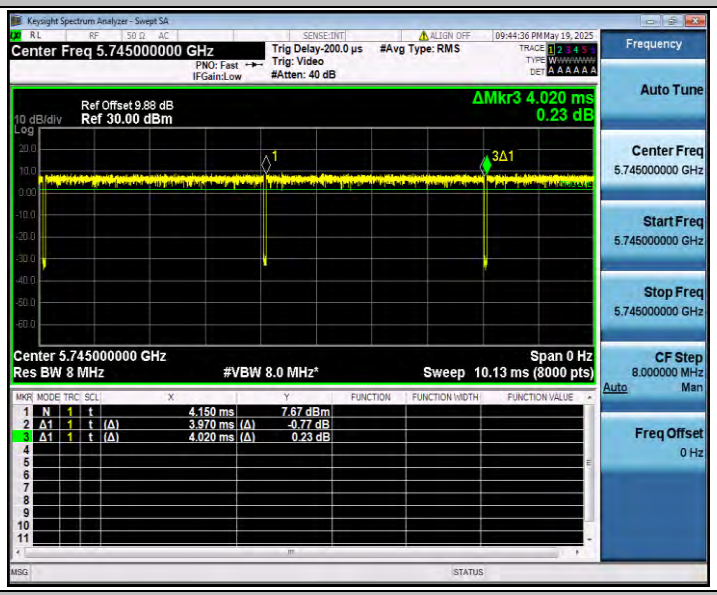

11N20SISO_Ant1_5785

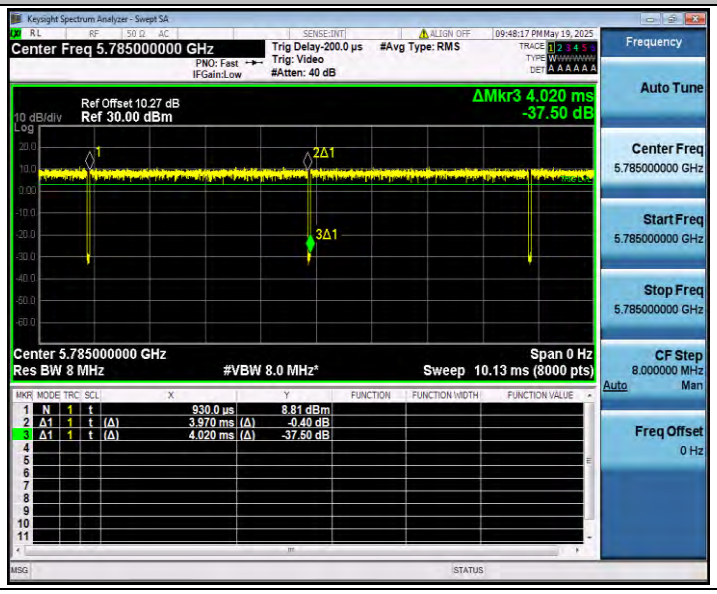

11N20SISO_Ant1_5825

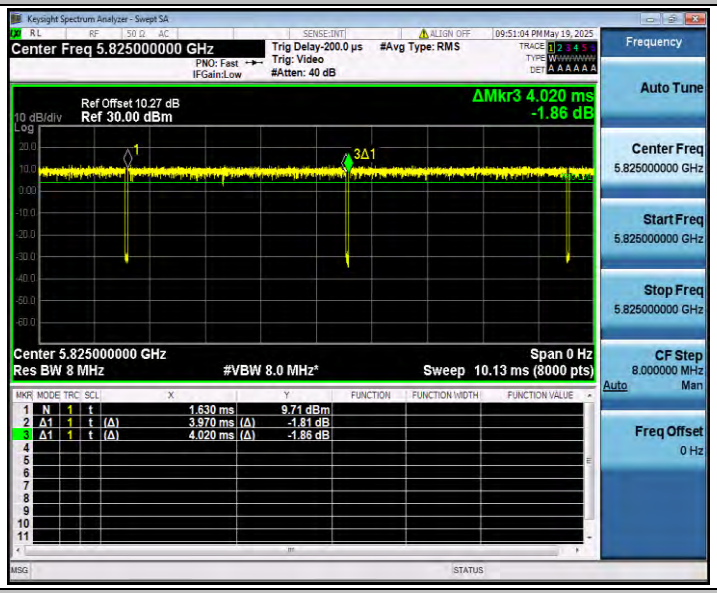

11N40SISO_Ant1_5755

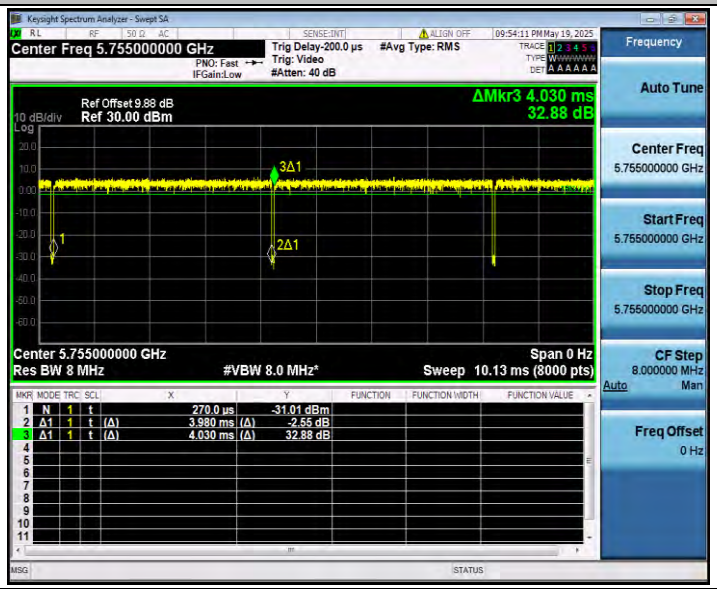

11N40SISO_Ant1_5795

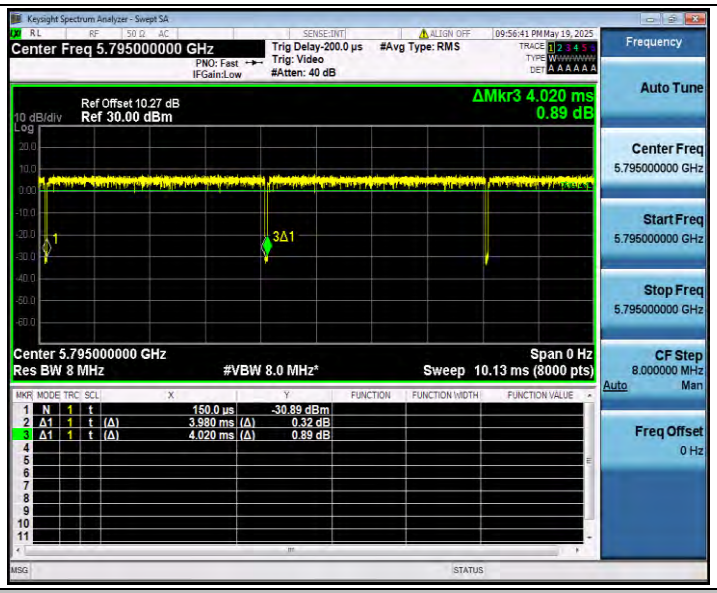

11AC20SISO_Ant1_5745

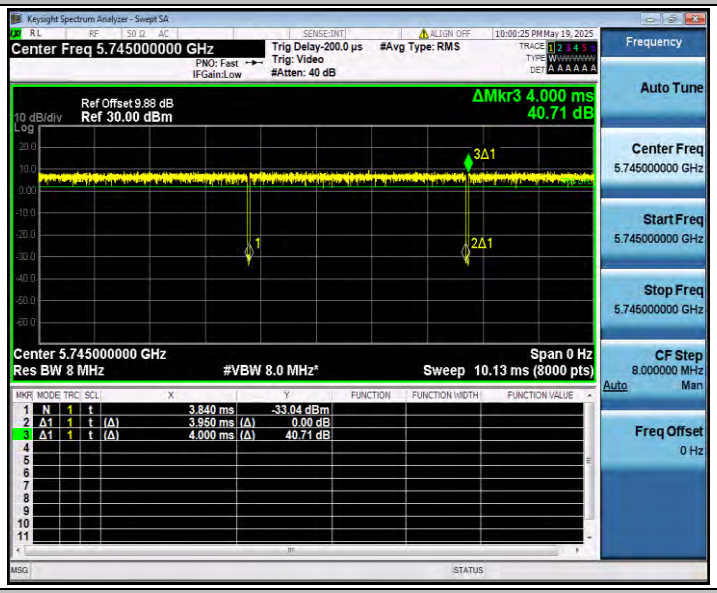

11AC20SISO_Ant1_5785

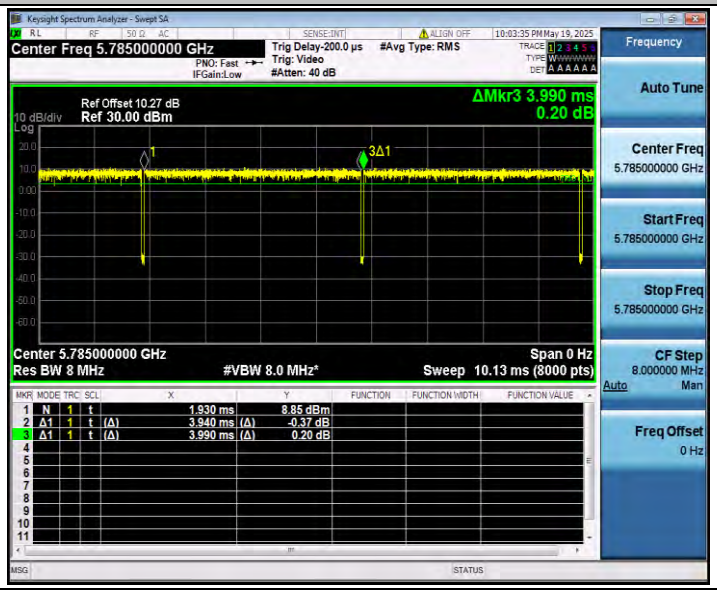

11AC20SISO_Ant1_5825

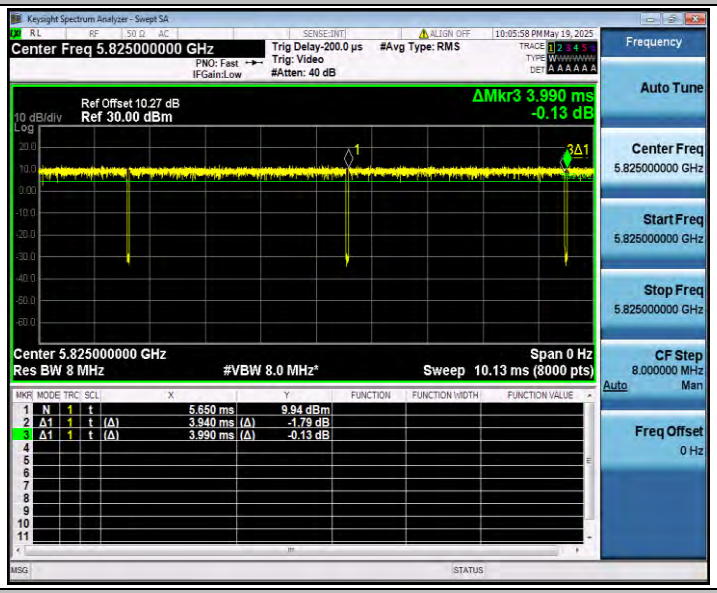

11AC40SISO_Ant1_5755

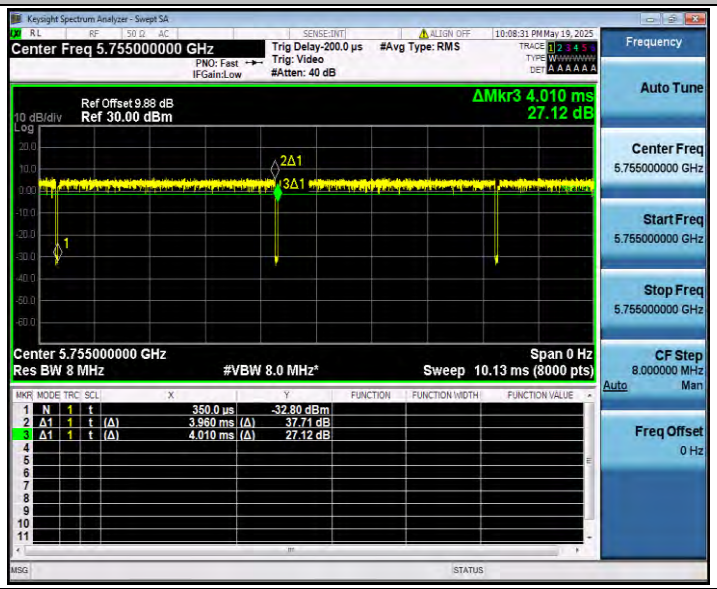

11AC40SISO_Ant1_5795

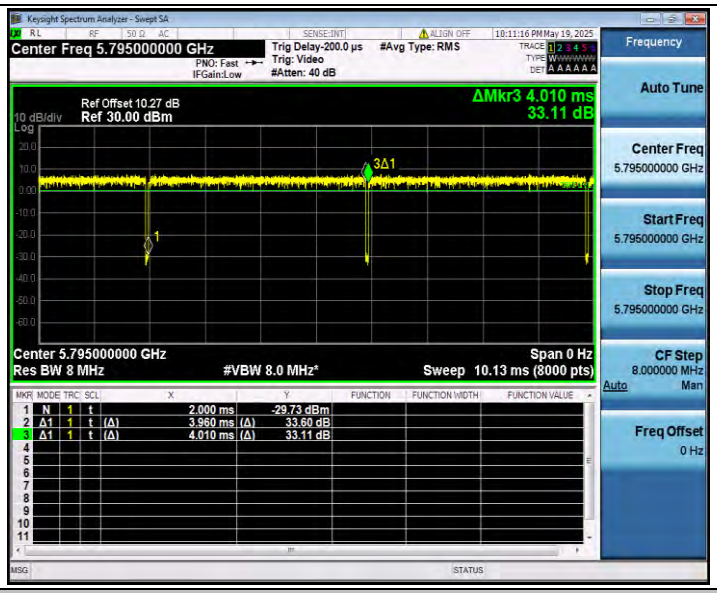

11AC80SISO_Ant1_5775

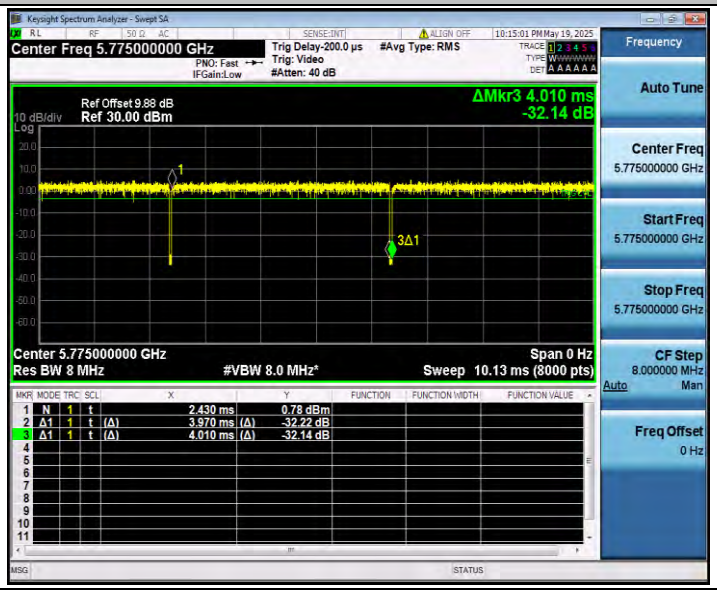

Appendix G.4: Maximum conducted output power

Test Result Channel Power

Test Mode	Antenna	Freq(MHz)	Channel Powert [dBm]	Duty Cycle [%]	DC Factor [dBm]	Result [dBm]	Limit [dBm]	Verdict
11A	Ant1	5745	10.26	97.66	0.10	10.36	≤30.00	PASS
		5785	11.78	97.65	0.10	11.88	≤30.00	PASS
		5825	12.93	97.66	0.10	13.03	≤30.00	PASS
11N20SISO	Ant1	5745	10.28	98.76	0.05	10.33	≤30.00	PASS
		5785	11.84	98.76	0.05	11.89	≤30.00	PASS
		5825	12.89	98.76	0.05	12.94	≤30.00	PASS
11N40SISO	Ant1	5755	10.53	98.76	0.05	10.58	≤30.00	PASS
		5795	12.09	99.00	0.04	12.13	≤30.00	PASS
11AC20SISO	Ant1	5745	10.26	98.75	0.05	10.31	≤30.00	PASS
		5785	11.89	98.75	0.05	11.94	≤30.00	PASS
		5825	12.90	98.75	0.05	12.95	≤30.00	PASS
11AC40SISO	Ant1	5755	10.57	98.75	0.05	10.62	≤30.00	PASS
		5795	12.06	98.75	0.05	12.11	≤30.00	PASS
11AC80SISO	Ant1	5775	11.45	99.00	0.04	11.49	≤30.00	PASS

Appendix G.5: Maximum power spectral density

Test Result

TestMode	Antenna	Freq(MHz)	Result [dBm/MHz]	Limit[dBm/MHz]	Verdict
11A	Ant1	5745	-4.28	≤30.00	PASS
		5785	-2.63	≤30.00	PASS
		5825	-1.47	≤30.00	PASS
11N20SISO	Ant1	5745	-4.69	≤30.00	PASS
		5785	-3.00	≤30.00	PASS
		5825	-1.78	≤30.00	PASS
11N40SISO	Ant1	5755	-6.95	≤30.00	PASS
		5795	-5.61	≤30.00	PASS
11AC20SISO	Ant1	5745	-4.69	≤30.00	PASS
		5785	-2.95	≤30.00	PASS
		5825	-1.85	≤30.00	PASS
11AC40SISO	Ant1	5755	-7.11	≤30.00	PASS
		5795	-5.55	≤30.00	PASS
11AC80SISO	Ant1	5775	-8.74	≤30.00	PASS

Note：1.The Result and Limit Unit is dBm/500 kHz in the band 5.725–5.85 GHz.
2.The Duty Cycle Factor and RBW Factor is compensated in the graph.

Test Graphs

11A_Ant1_5745

11A_Ant1_5785

11A_Ant1_5825

11N20SISO_Ant1_5745

11N20SISO_Ant1_5785

11N20SISO_Ant1_5825

11N40SISO_Ant1_5755

11N40SISO_Ant1_5795

11AC20SISO_Ant1_5745

11AC20SISO_Ant1_5785

11AC20SISO_Ant1_5825

11AC40SISO_Ant1_5755

11AC40SISO_Ant1_5795

11AC80SISO_Ant1_5775

Appendix G.6: Band edge measurements

Test Result B4

TestMode	Antenna	ChName	Freq(MHz)	FreqRange [MHz]	Result [dBm]	Limit [dBm]	Verdict
11A	Ant1	Low	5745	5650~5700	-39.57	≤-26.27	PASS
				5700~5720	-39.06	≤10.28	PASS
				5720~5725	-39.51	≤16.08	PASS
				5760~5650	-39.25	≤-27	PASS
		High	5825	5850~5855	-38.03	≤16.03	PASS
				5855~5875	-38.16	≤10.89	PASS
				5875~5925	-39.4	≤-26.71	PASS
				5925~5935	-38.54	≤-27	PASS
11N20SISO	Ant1	Low	5745	5650~5700	-40.36	≤-26.87	PASS
				5700~5720	-39.26	≤10.15	PASS
				5720~5725	-35.05	≤17.13	PASS
				5760~5650	-39.5	≤-27	PASS
		High	5825	5850~5855	-36.95	≤16.96	PASS
				5855~5875	-38.16	≤10.10	PASS
				5875~5925	-39.19	≤-26.91	PASS
				5925~5935	-38.41	≤-27	PASS
11N40SISO	Ant1	Low	5755	5650~5700	-39.94	≤-26.40	PASS
				5700~5720	-37.71	≤10.32	PASS
				5720~5725	-33.19	≤16.04	PASS
				5780~5650	-39.11	≤-27	PASS
		High	5795	5850~5855	-37.88	≤16.41	PASS
				5855~5875	-37.84	≤10.43	PASS
				5875~5925	-39.25	≤-26.71	PASS
				5925~5935	-37.92	≤-27	PASS
11AC20SISO	Ant1	Low	5745	5650~5700	-40.16	≤-26.96	PASS
				5700~5720	-39.64	≤10.06	PASS
				5720~5725	-35.98	≤16.60	PASS
				5760~5650	-39.35	≤-27	PASS
		High	5825	5850~5855	-37.38	≤15.73	PASS
				5855~5875	-37.99	≤10.40	PASS
				5875~5925	-39.38	≤-26.91	PASS
				5925~5935	-38.26	≤-27	PASS
11AC40SISO	Ant1	Low	5755	5650~5700	-40.6	≤-26.90	PASS
				5700~5720	-37.15	≤11.38	PASS
				5720~5725	-34.78	≤16.35	PASS

				5780~5650	-38.7	≤-27	PASS
		High	5795	5850~5855	-37.81	≤15.66	PASS
				5855~5875	-38.28	≤10.20	PASS
				5875~5925	-39.64	≤-26.95	PASS
				5925~5935	-38.25	≤-27	PASS
11AC80S ISO	Ant1	Low	5775	5650~5700	-39.86	≤-26.91	PASS
				5700~5720	-36.73	≤10.83	PASS
				5720~5725	-36.79	≤15.65	PASS
				5800~5650	-38.68	≤-27	PASS
		High	5775	5850~5855	-36.53	≤15.84	PASS
				5855~5875	-37.94	≤10.19	PASS
				5875~5925	-38.12	≤-26.60	PASS
				5925~5935	-38.85	≤-27	PASS

Test Graphs B4

11A_Ant1_Low_5745

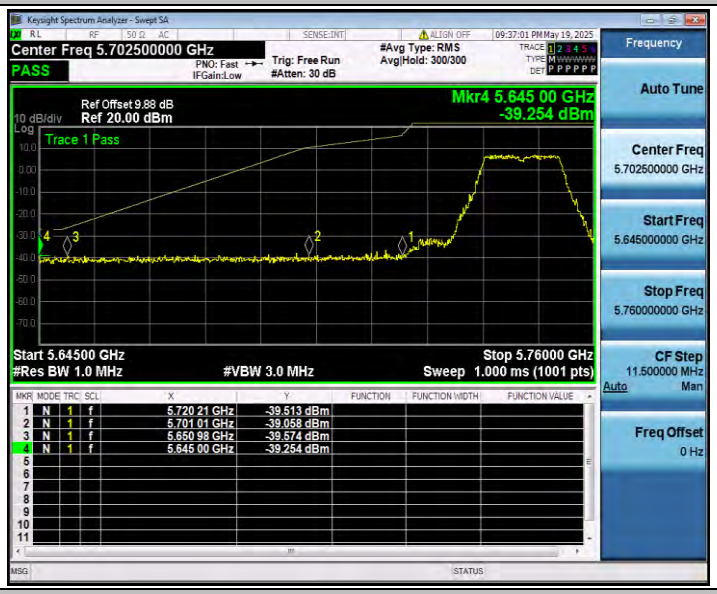

11A_Ant1_High_5825

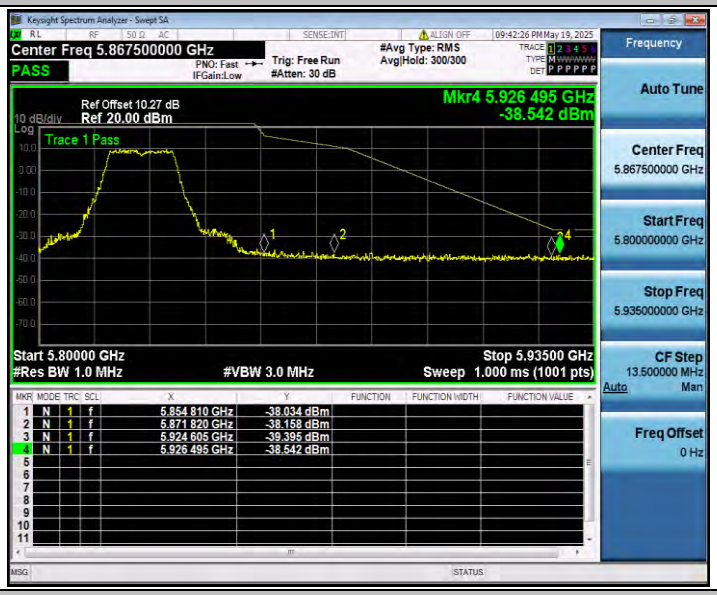

11N20SISO_Ant1_Low_5745

11N20SISO_Ant1_High_5825

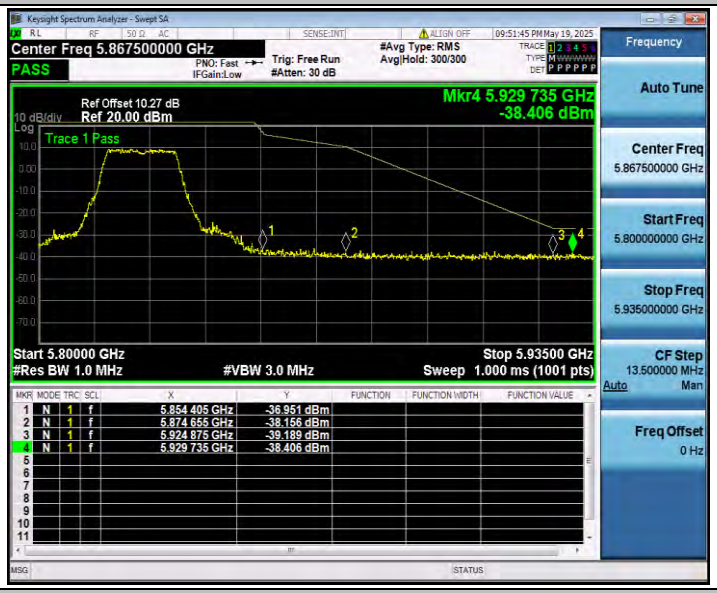

11N40SISO_Ant1_Low_5755

11N40SISO_Ant1_High_5795

11AC20SISO_Ant1_Low_5745

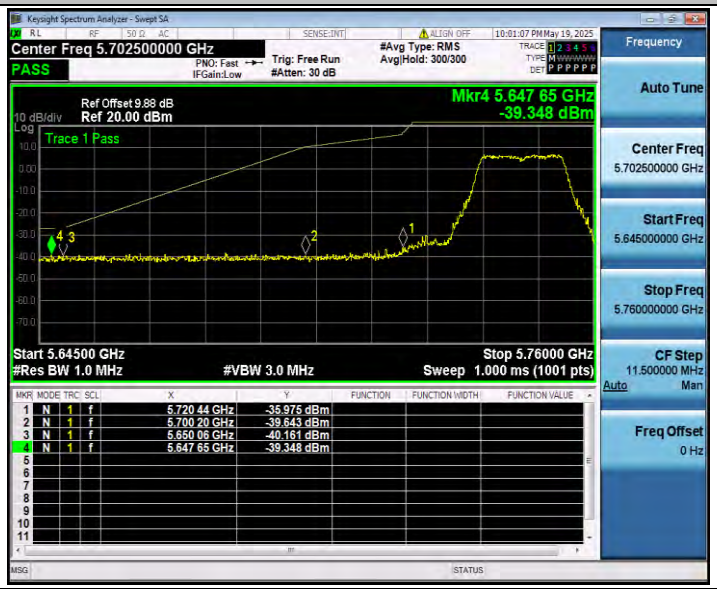

11AC20SISO_Ant1_High_5825

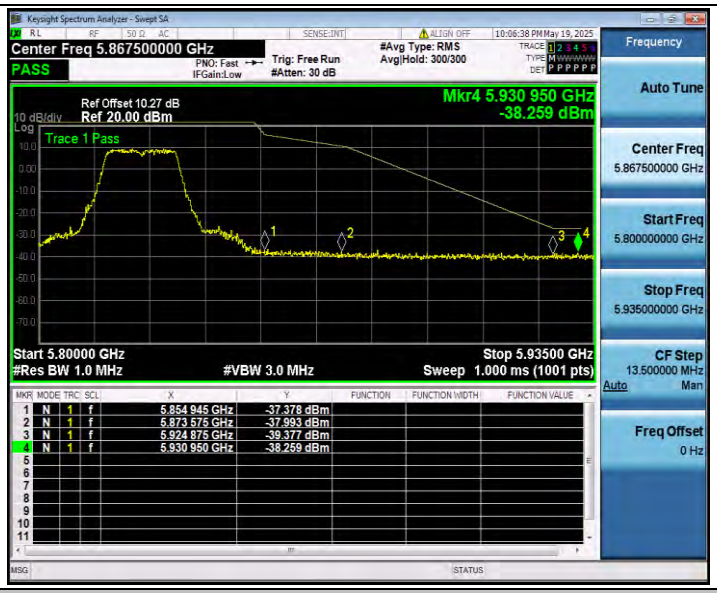

11AC40SISO_Ant1_Low_5755

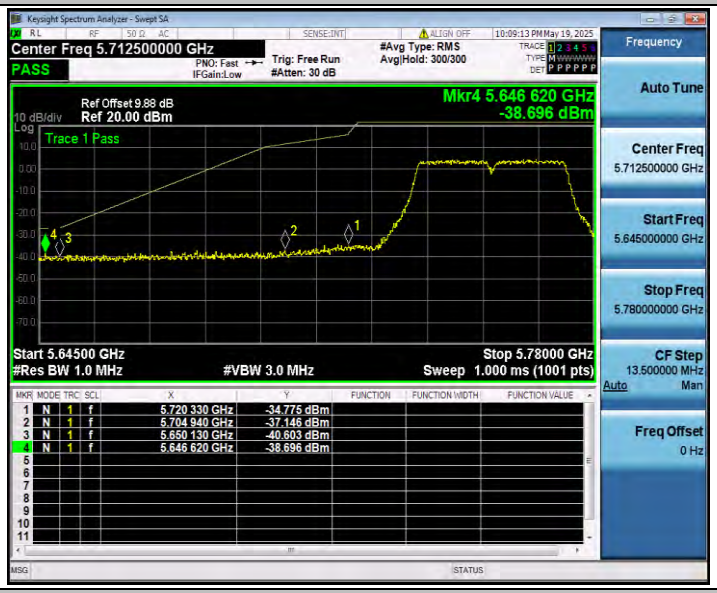

11AC40SISO_Ant1_High_5795

11AC80SISO_Ant1_Low_5775

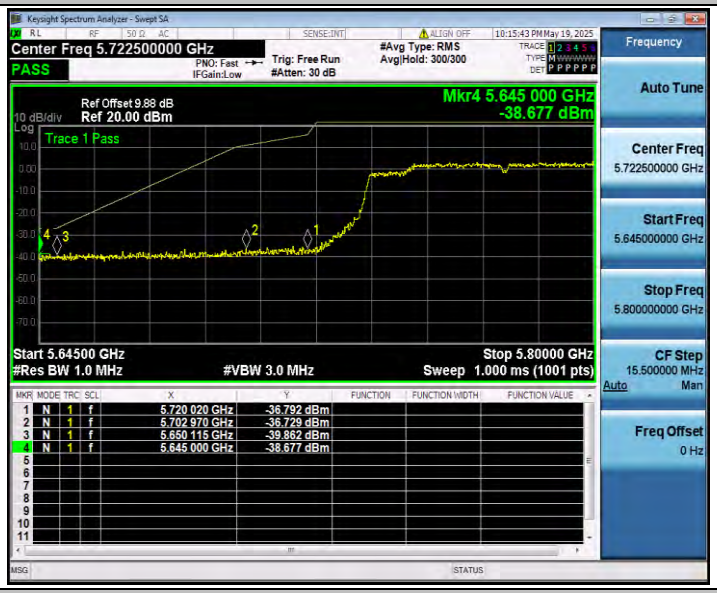

11AC80SISO_Ant1_High_5775

Appendix G.7: Conducted Spurious Emission

Test Result

TestMode	Antenna	Freq(MHz)	FreqRange [MHz]	Max. Fre [MHz]	Max. Level [dBm]	Limit [dBm]	Verdict
11A	Ant1	5745	30~5650	5455.74	-40.02	≤-27	PASS
			5925~27000	23485.39	-31.82	≤-27	PASS
		5785	30~5650	5515.49	-40.1	≤-27	PASS
			5925~27000	24240.58	-30.18	≤-27	PASS
		5825	30~5650	2766	-40.51	≤-27	PASS
			5925~27000	24133.1	-31.38	≤-27	PASS
11N20SISO	Ant1	5745	30~5650	1749.91	-36.49	≤-27	PASS
			5925~27000	26982.44	-32.09	≤-27	PASS
		5785	30~5650	5454.99	-39.99	≤-27	PASS
			5925~27000	24297.48	-31.06	≤-27	PASS
		5825	30~5650	5495.45	-40.57	≤-27	PASS
			5925~27000	24205.46	-31.38	≤-27	PASS
11N40SISO	Ant1	5755	30~5650	5467.54	-40.14	≤-27	PASS
			5925~27000	23554.24	-32.04	≤-27	PASS
		5795	30~5650	3181.51	-39.99	≤-27	PASS
			5925~27000	24933.25	-29.77	≤-27	PASS
11AC20SISO	Ant1	5745	30~5650	5520.18	-40.46	≤-27	PASS
			5925~27000	23493.82	-32.59	≤-27	PASS
		5785	30~5650	5490.58	-40.09	≤-27	PASS
			5925~27000	24215.99	-31.1	≤-27	PASS
		5825	30~5650	1740.35	-30.7	≤-27	PASS
			5925~27000	26532.14	-30.81	≤-27	PASS
11AC40SISO	Ant1	5755	30~5650	5460.79	-40.15	≤-27	PASS
			5925~27000	25139.78	-31.79	≤-27	PASS
		5795	30~5650	2672.9	-39.85	≤-27	PASS
			5925~27000	24260.95	-31.4	≤-27	PASS
11AC80SISO	Ant1	5775	30~5650	5441.12	-40.76	≤-27	PASS
			5925~27000	24888.99	-31.84	≤-27	PASS

Test Graphs

11A_Ant1_5745_30~5650

11A_Ant1_5745_5925~27000

11A_Ant1_5785_30~5650

11A_Ant1_5785_5925~27000

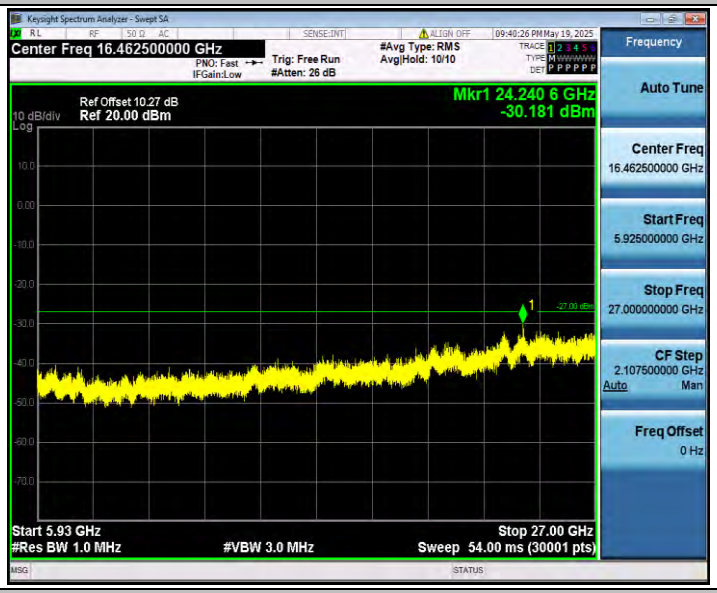

11A_Ant1_5825_30~5650

11A_Ant1_5825_5925~27000

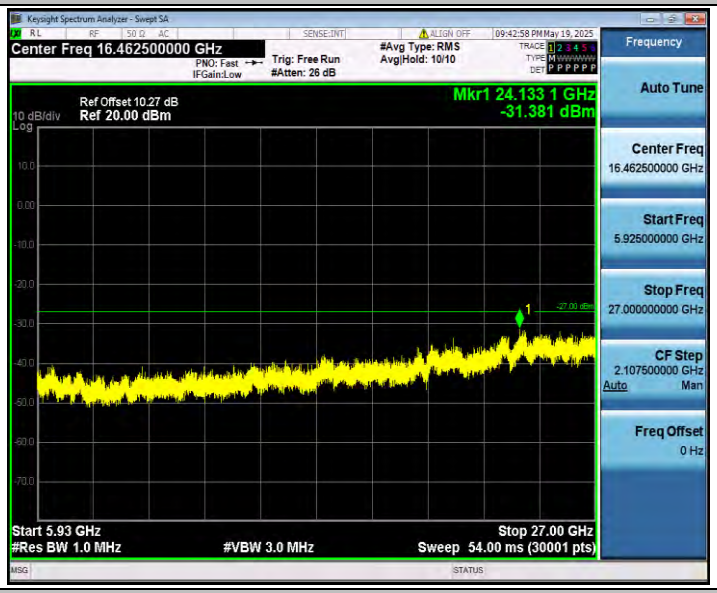

11N20SISO_Ant1_5745_30~5650

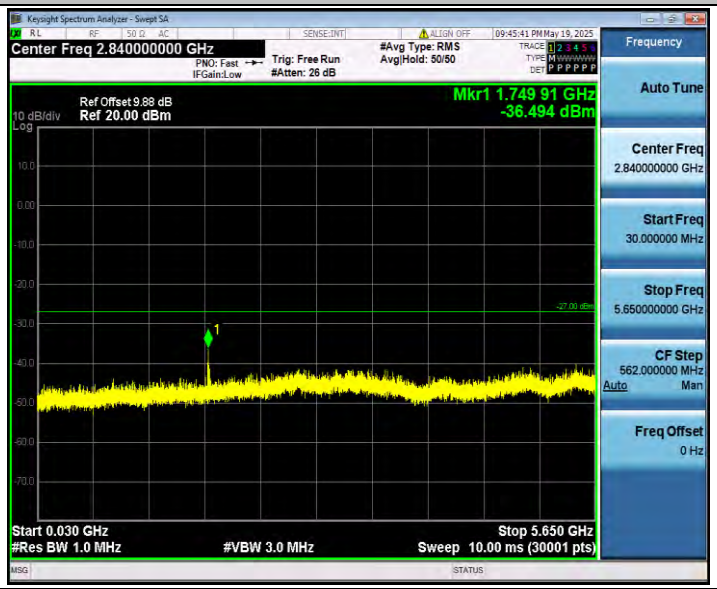

11N20SISO_Ant1_5745_5925~27000

11N20SISO_Ant1_5785_30~5650

11N20SISO_Ant1_5785_5925~27000

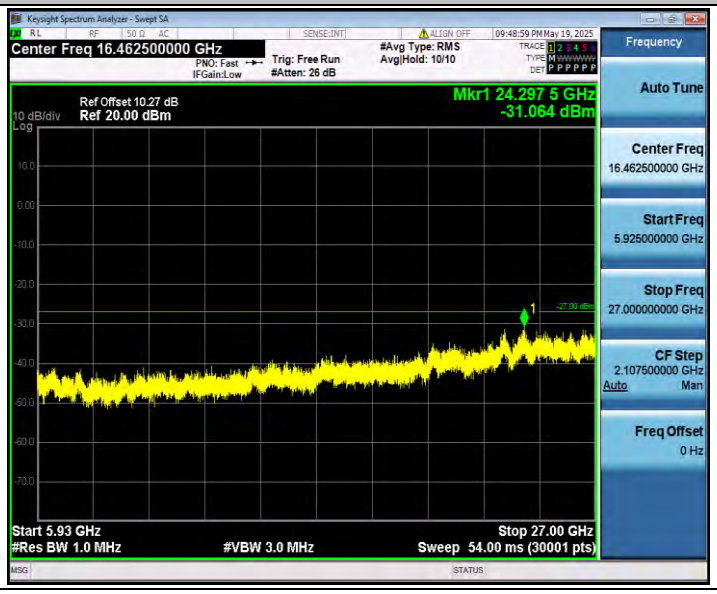

11N20SISO_Ant1_5825_30~5650
11N20SISO_Ant1_5825_5925~27000
11N40SISO_Ant1_5755_30~5650

11N40SISO_Ant1_5755_5925~27000

11N40SISO_Ant1_5795_30~5650

11N40SISO_Ant1_5795_5925~27000

11AC20SISO_Ant1_5745_30~5650

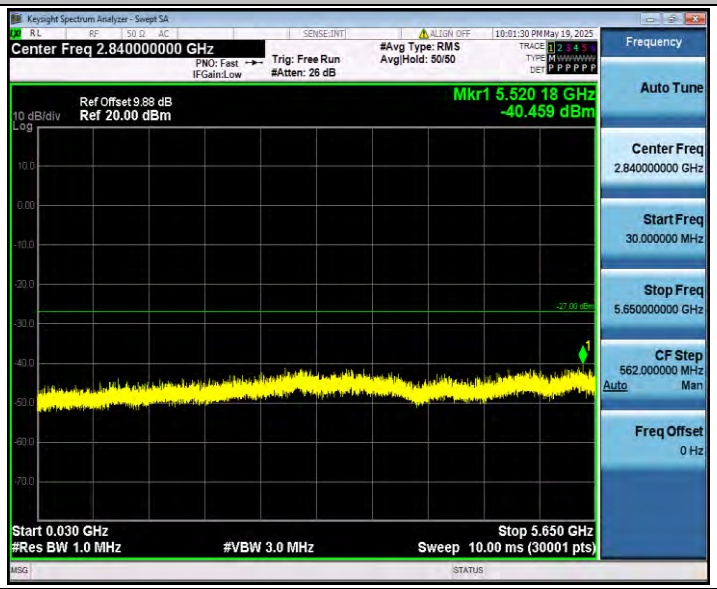

11AC20SISO_Ant1_5745_5925~27000

11AC20SISO_Ant1_5785_30~5650

11AC20SISO_Ant1_5785_5925~27000

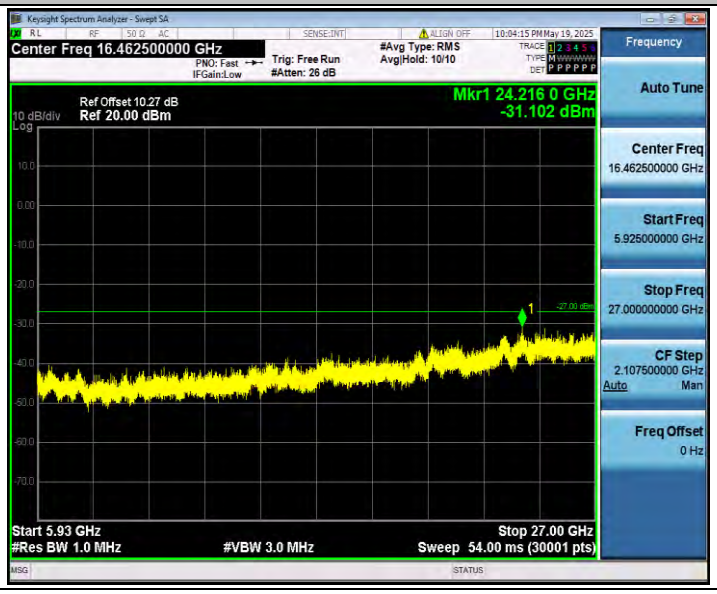

11AC20SISO_Ant1_5825_30~5650

11AC20SISO_Ant1_5825_5925~27000

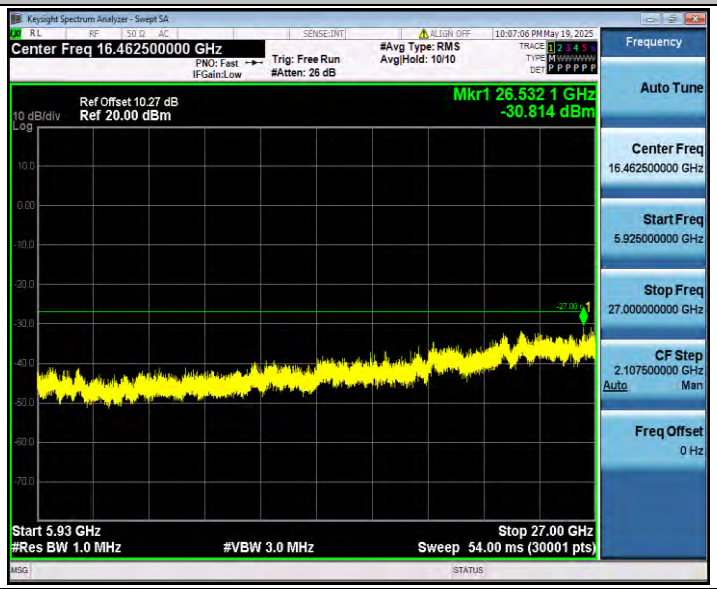

11AC40SISO_Ant1_5755_30~5650

11AC40SISO_Ant1_5755_5925~27000

11AC40SISO_Ant1_5795_30~5650

11AC40SISO_Ant1_5795_5925~27000

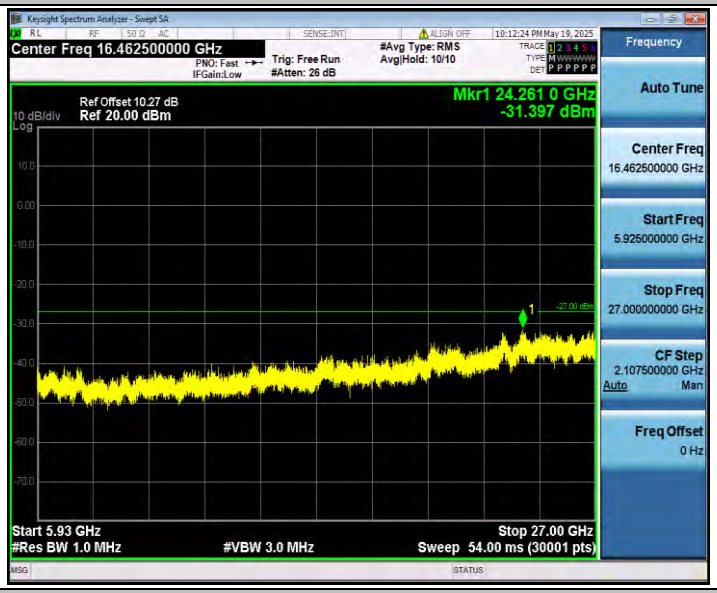

11AC80SISO_Ant1_5775_30~5650

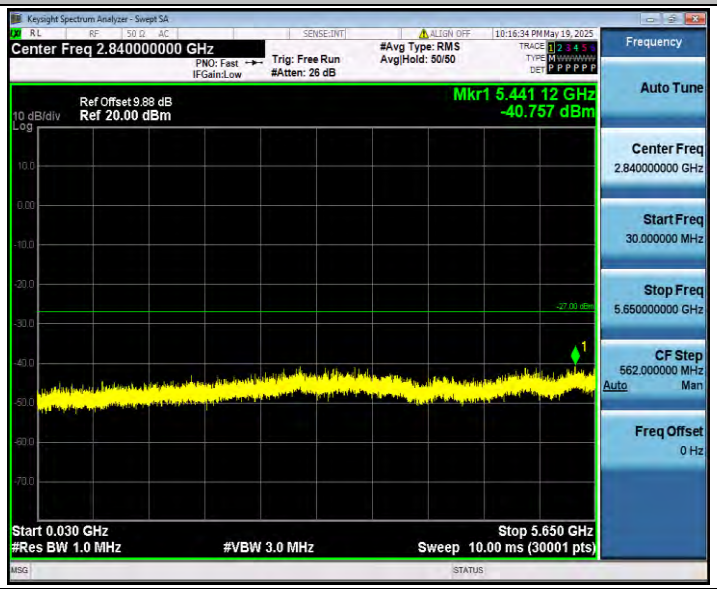

11AC80SISO_Ant1_5775_5925~27000

Keysight Spectrum Analyzer - Swept SA
Center Freq 16.462500000 GHz
PNO: Fast
IFGain:Low
Trig: Free Run
#Atten: 26 dB
#Avg Type: RMS
Avg|Hold: 10/10
10:16:38 PM May 19, 2025
Ref Offset 9.88 dB
10 dB/div
Ref 20.00 dBm
Log
Mkr1 24.889 0 GHz
-31.844 dBm
Start 5.93 GHz
#Res BW 1.0 MHz
#VBW 3.0 MHz
Stop 27.00 GHz
Sweep 54.00 ms (30001 pts)
Frequency
Auto Tune
Center Freq
16.462500000 GHz
Start Freq
5.925000000 GHz
Stop Freq
27.000000000 GHz
CF Step
2.107500000 GHz
Auto
Man
Freq Offset
0 Hz