TEST REPORT

Reference No......	:	WTX25X04095969W008
FCC ID.....	:	2BPQF-WILDFIREW7
Applicant	:	Shenzhen Brands World Technology Co., Ltd.
Address	:	Room A, 20/F, Building 5, Lehui Science and Technology Innovation Center, No. 489 Jihua Road, B antian, Longgang District, Shenzhen,Guangdong Province, P.R. China.
Manufacturer.....		The same as Applicant
Address		The same as Applicant
Product Name	:	HTC Smartphone
Model No......	:	Wildfire E7
Standards	:	FCC Part 2.1093 IEEE Std C95.1: 2019 IEEE C95.3: 2021
Date of Receipt sample....	:	2025-04-17
Date of Test.....	:	2025-04-17 to 2025-05-18
Date of Issue	:	2025-05-19
Test Report Form No.	:	WTX_IEEE_1528W
Test Result.....	:	**Pass**

Remarks:

The results shown in this test report refer only to the sample(s) tested, this test report cannot be reproduced, except in full, without prior written permission of the company. The report would be invalid without specific stamp of test institute and the signatures of approver.

Prepared By:

Waltek Testing Group (Shenzhen) Co., Ltd.

Address: 1/F., Room 101, Building 1, Hongwei Industrial Park, Liuxian 2nd Road,

Block 70 Bao'an District, Shenzhen, Guangdong, China

Tel.: +86-755-33663308 Fax.: +86-755-33663309 Email: sem@waltek.com.cn

Tested by:

Lily Yang /Project Engineer

Approved by:

Jason Su/Manager

TABLE OF CONTENTS

1. General Information 4
1.1 Product Description for Equipment Under Test (EUT) 4
1.2 Test Standards 8
1.3 Test Methodology 8
1.4 Test Facility 8
2. Summary of Test Results 9
3. Specific Absorption Rate (SAR) 10
3.1 Introduction 10
3.2 SAR Definition 10
4. SAR Measurement System 11
4.1 The Measurement System 11
4.2 Probe 11
4.3 Probe Calibration Process 13
4.4 Phantom 14
4.5 Device Holder 14
4.6 Test Equipment List 15
5. Tissue Simulating Liquids 16
5.1 Composition of Tissue Simulating Liquid 16
5.2 Tissue Dielectric Parameters for Head and Body Phantoms 17
5.3 Tissue Calibration Result 18
6. SAR Measurement Evaluation 19
6.1 Purpose of System Performance Check 19
6.2 System Setup 19
6.3 Validation Results 20
7. EUT Testing Position 21
7.1 Define Two Imaginary Lines on The Handset 21
7.2 Cheek Position 22
7.3 Tilted Position 22
7.4 Body Position 23
7.5 EUT Antenna Position 23
7.6 EUT Testing Position 24
8. SAR Measurement Procedures 25
8.1 Measurement Procedures 25
8.2 Spatial Peak SAR Evaluation 25
8.3 Area & Zoom Scan Procedures 26
8.4 Volume Scan Procedures 26
8.5 SAR Averaged Methods 26
8.6 Power Drift Monitoring 26
9. SAR Test Result 27
9.1 Conducted RF Output Power 27
9.2 Test Results for Standalone SAR Test 70
9.3 Simultaneous Multi-band Transmission SAR Analysis 87
10. Measurement Uncertainty 92
10.1 Uncertainty for SAR Test 92
Annex A. Plots of System Performance Check 94
Annex B. Plots of SAR Measurement 110
Annex C. EUT Photos 196
Annex D. Test Setup Photos 198
Annex E. Calibration Certificate 203

Report version

Version No.	Date of issue	Description
Rev.00	2025-05-19	Original
/	/	/

1. General Information

1.1 Product Description for Equipment Under Test (EUT)

General Description of EUT:	
Product Name:	HTC Smartphone
Brand Name:	HTC
Model No.:	Wildfire E7
Adding Model(s):	/
Rated Voltage:	DC3.85V
Battery Capacity:	4920mAh
Power Adapter:	YD2.0AY-003 Input:AC100-240V 50/60Hz 0.5A Output:DC5V2A
Note: The test data is gathered from a production sample provided by the manufacturer.	

Technical Characteristics of EUT:	
2G	
Support Networks:	GSM, GPRS, EDGE
Support Band:	GSM850/PCS1900
Uplink Frequency:	GSM/GPRS/EDGE 850: 824~849MHz GSM/GPRS/EDGE 1900: 1850~1910MHz
Downlink Frequency:	GSM/GPRS/EDGE 850: 869~894MHz GSM/GPRS/EDGE 1900: 1930~1990MHz
RF Output Power:	GSM850: 31.87dBm, GSM1900: 30.93dBm EDGE850: 29.43dBm, EDGE1900: 28.76dBm
Type of Modulation:	GMSK, 8PSK
Type of Antenna:	FPC Antenna
Antenna Gain:	GSM850: -4.5dBi; GSM1900: 1.1dBi
GPRS/EDGE Class:	Class 12
3G	
Support Networks:	WCDMA, HSDPA, HSUPA
Support Band:	WCDMA Band 2, WCDMA Band 4, WCDMA Band 5
Uplink Frequency:	WCDMA Band 2: 1850~1910MHz WCDMA Band 4: 1710~1755MHz WCDMA Band 5: 824~849MHz
Downlink Frequency:	WCDMA Band 2: 1930~1990MHz WCDMA Band 4: 2110~2155MHz WCDMA Band 5: 869~894MHz
RF Output Power:	WCDMA Band 2: 22.15dBm, WCDMA Band 4: 22.40dBm, WCDMA Band 5: 22.64dBm
Type of Modulation:	BPSK, QPSK, 16QAM
Antenna Type:	FPC Antenna
Antenna Gain:	WCDMA Band 2: 1.1dBi, WCDMA Band 4: 1.8dBi, WCDMA Band 5: -4.5dBi
4G	
Support Networks:	FDD-LTE, TDD-LTE
Support Band:	FDD-LTE Band 2, 4, 5, 7, 66, TDD-LTE 38, 40, 41
Uplink Frequency:	FDD-LTE Band 2: Tx: 1850-1910MHz, FDD-LTE Band 4: Tx: 1710-1755MHz, FDD-LTE Band 5: Tx: 824-849MHz, FDD-LTE Band 7: Tx: 2500-2570MHz, TDD-LTE Band 38: Tx: 2570-2620MHz, TDD-LTE Band 40-1: Tx: 2305-2315MHz, TDD-LTE Band 40-2: Tx: 2350-2360MHz,

	TDD-LTE Band 41: Tx: 2496-2690MHz, FDD-LTE Band 66: Tx: 1710-1780MHz,
Downlink Frequency:	FDD-LTE Band 2: Rx: 1930-1990MHz, FDD-LTE Band 4: Rx: 2110-2155MHz, FDD-LTE Band 5: Rx: 869-894MHz, FDD-LTE Band 7: Rx: 2620-2690MHz, TDD-LTE Band 38: Rx: 2570-2620MHz, TDD-LTE Band 40-1: Rx: 2305-2315MHz, TDD-LTE Band 40-2: Rx: 2350-2360MHz, TDD-LTE Band 41: Rx: 2496-2690MHz, FDD-LTE Band 66: Rx: 2110-2200MHz,
RF Output Power:	FDD-LTE Band 2: 22.17dBm, FDD-LTE Band 4: 22.67dBm, FDD-LTE Band 5: 23.07dBm, FDD-LTE Band 7: 22.49dBm TDD-LTE Band 38: 22.31dBm, TDD-LTE Band 40(2305-2315MHz): 22.75dBm, TDD-LTE Band 40(2350-2360MHz): 23.87dBm, TDD-LTE Band 41: 23.63dBm, FDD-LTE Band 66: 23.06dBm
Type of Modulation:	QPSK, 16QAM
Antenna Type:	FPC Antenna
Antenna Gain:	FDD-LTE Band 2: 1.1dBi, FDD-LTE Band 4: 1.8dBi, FDD-LTE Band 5: -4.5dBi, FDD-LTE Band 7: -0.2dBi, TDD-LTE Band 38: -0.2dBi, TDD-LTE Band 40: -0.1dBi, TDD-LTE Band 41: -0.2dBi, FDD-LTE Band 66: 1.8dBi
WIFI(2.4GHz)	
Support Standards:	802.11b, 802.11g, 802.11n-HT20, 802.11n-HT40
Frequency Range:	2412-2462MHz for 11b/g/n(HT20), 2422-2452MHz for 11n(HT40)
Max. RF Output Power:	15.83dBm (Conducted)
Type of Modulation:	CCK, OFDM, QPSK, BPSK, 16QAM, 64QAM
Quantity of Channels:	11 for 802.11b/g/n(HT20); 7 for 802.11n-HT40
Channel Separation:	5MHz
Antenna Type:	FPC Antenna
Antenna Gain:	-0.2dBi
Bluetooth	
Bluetooth Version:	Bluetooth V5.0
Frequency Range:	2402-2480MHz
Max. RF Output Power:	3.57dBm(Conducted)
Data Rate:	1Mbps, 2Mbps, 3Mbps
Modulation:	GFSK, π/4 DQPSK, 8DPSK
Quantity of Channels:	79/40
Channel Separation:	1MHz/2MHz
Antenna Type:	FPC Antenna

Antenna Gain:	-0.2dBi
WIFI(5GHz)	
Support Standards:	802.11a, 802.11n-HT20, 802.11n-HT40, 802.11ac-VHT20, 802.11ac-VHT40, 802.11ac-VHT80
Frequency Range:	5180-5240MHz, 5745-5825MHz
Max. RF Output Power:	14.89dBm (Conducted)
Type of Modulation:	QPSK, 16QAM, 64QAM, 256QAM
Type of Antenna:	FPC Antenna
Antenna Gain:	0.6dBi
Note: The Antenna Gain is provided by the customer and can affect the validity of results.	

1.2 Test Standards

The following report is accordance with FCC 47 CFR Part 2.1093, IEEE Std C95.1: 2019, IEEE C95.3: 2021, KDB 447498 D01 v06, KDB 648474 D04 v01r03, KDB 248227 D01 v02r02, KDB 941225 D01 v03r01, KDB 941225 D05 v02r05 , and KDB 865664 D01 v01r04 and KDB 865664 D02 v01r02.

The objective is to determine compliance with FCC Part 2.1093 of the Federal Communication Commissions rules.

Maintenance of compliance is the responsibility of the manufacturer. Any modification of the product, which is result in lowering the emission, should be checked to ensure compliance has been maintained.

1.3 Test Methodology

All measurements contained in this report were conducted with KDB 865664 D01 v01r04 and KDB 865664 D02 v01r02. The public notice KDB 447498 D01 v06 for Mobile and Portable Devices RF Exposure Procedure also.

1.4 Test Facility

Address of the test laboratory
Laboratory: Waltek Testing Group (Shenzhen) Co., Ltd.
Address: 1/F., Room 101, Building 1, Hongwei Industrial Park, Liuxian 2nd Road,Block 70 Bao'an District, Shenzhen, Guangdong, China

FCC – Registration No.: 125990
Waltek Testing Group (Shenzhen) Co., Ltd. EMC Laboratory has been registered and fully described in a report filed with the FCC (Federal Communications Commission). The acceptance letter from the FCC is maintained in our files. The Designation Number is CN5010.Test Firm Registration Number is 125990.

Industry Canada (IC) Registration No.: 11464A
The 3m Semi-anechoic chamber of Waltek Testing Group (Shenzhen) Co., Ltd. has been registered by Certification and Engineering Bureau of Industry Canada for radio equipment testing with Registration No.: 11464A and the CAB identifier is CN0057.

2. Summary of Test Results

The maximum results of Specific Absorption Rate (SAR) have found during testing are as follows:

Frequency Band	Head SAR	Body-worn (10mm Gap)	Hotspot (10mm Gap)	SAR_{1g} Limit (W/kg)
	Maximum SAR_{1g} (W/kg)	Maximum SAR_{1g} (W/kg)	Maximum SAR_{1g} (W/kg)	
GSM	0.438	0.267	0.398	1.6
WCDMA	0.302	0.493	0.600	1.6
LTE	0.301	**0.610**	**0.709**	1.6
WLAN 2.4GHz	0.236	0.144	0.176	1.6
WLAN 5GHz	**0.731**	0.447	0.447	1.6
Simultaneous Transmission	**1.169**	1.057	1.057	1.6

Remark:

The device is in compliance with Specific Absorption Rate (SAR) for general population/uncontrolled exposure limits (1.6 W/kg) specified in FCC 47 CFR Part 2.1093 and IEEE Std C95.1: 2019, and had been tested in accordance with the measurement methods and procedure specified in KDB 865664 D01 v01r04 and KDB 865664 D02 v01r02.

3. Specific Absorption Rate (SAR)

3.1 Introduction

SAR is related to the rate at which energy is absorbed per unit mass in an object exposed to a radio field. The SAR distribution in a biological body is complicated and is usually carried out by experimental techiques or numerical modeling. The standard recommends limits for two tiers of groups, occupational/controlled and general population/uncontrolled, based on a person's awareness and ability to exercise control over his or her exposure. In general, occupational/controlled exposure limits are higher than the limits for general population/uncontrolled.

3.2 SAR Definition

The SAR definition is the time derivative (rate) of the incremental energy (dW) absorbed by (dissipated in) an incremental mass (dm) contained in a volume element (dv) of a given density (ρ). The equation description is as below:

$$\mathbf{SAR} = \frac{\mathbf{d}}{\mathbf{dt}}\left(\frac{\mathbf{dW}}{\mathbf{dm}}\right) = \frac{\mathbf{d}}{\mathbf{dt}}\left(\frac{\mathbf{dW}}{\boldsymbol{\rho}\mathbf{dv}}\right)$$

SAR is expressed in units of Watts per kilogram (W/kg)
SAR measurement can be either related to the temperature elevation in tissue by

$$\mathbf{SAR} = \mathbf{C}\left(\frac{\boldsymbol{\delta}\mathbf{T}}{\boldsymbol{\delta}\mathbf{t}}\right)$$

Where: C is the specific heat capacity, δ T is the temperature rise and δ t is the exposure duration, or related to the
electrical field in the tissue by

$$\mathbf{SAR} = \frac{\boldsymbol{\sigma}|\mathbf{E}|^2}{\boldsymbol{\rho}}$$

Where: σ is the conductivity of the tissue, ρ is the mass density of the tissue and E is the RMS electrical field strength.

However for evaluating SAR of low power transmitter, electrical field measurement is typically applied.

4. SAR Measurement System

4.1 The Measurement System

Comosar is a system that is able to determine the SAR distribution inside a phantom of human being according to different standards. The Comosar system consists of the following items:
- Main computer to control all the system
- 6 axis robot
- Data acquisition system
- Miniature E-field probe
- Phone holder
- Head simulating tissue

The following figure shows the system.

The EUT under test operating at the maximum power level is placed in the phone holder, under the phantom, which is filled with head simulating liquid. The E-Field probe measures the electric field inside the phantom. The OpenSAR software computes the results to give a SAR value in a 1g or 10g mass.

4.2 Probe

For the measurements the Specific Dosimetric E-Field Probe SSE2 0725-EPGO-446, and refer to the calibration report for probe parameters.

Probe calibration is realized, in compliance with IEC/IEEE 62209-1528:2020 STD, with CALISAR, Antenna proprietary calibration system. The calibration is performed with the IEC/IEEE 62209-1528:2020 annexes technique using reference guide at the five frequencies.

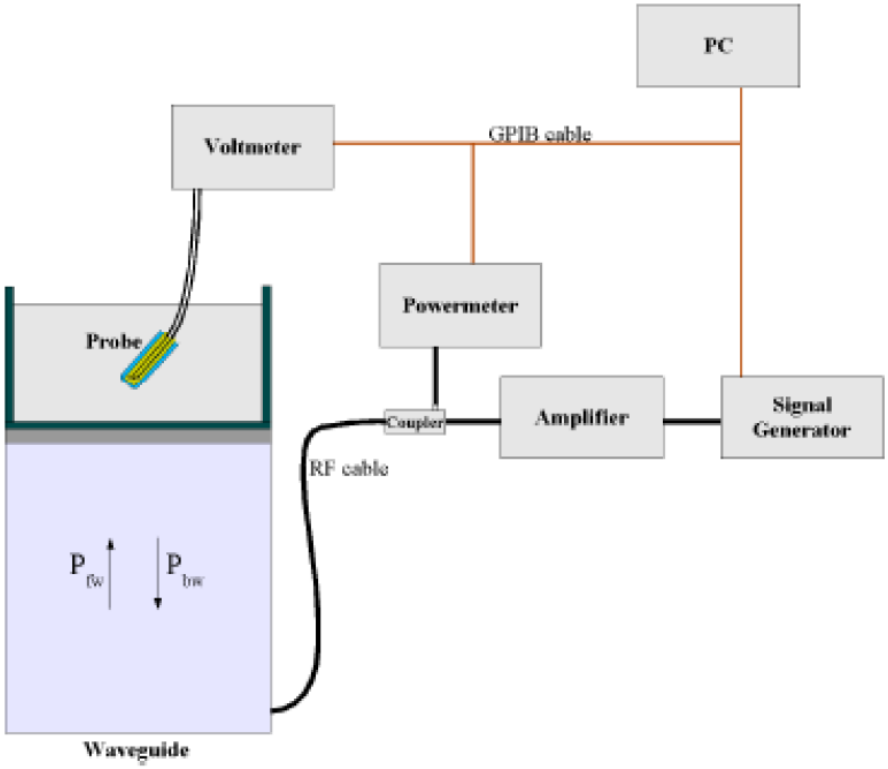

$$SAR = \frac{4\left(P_{fw} - P_{bw}\right)}{ab\delta} \cos^2\left(\pi \frac{y}{a}\right) e^{-(2z/\delta)}$$

Where :

Pfw = Forward Power

Pbw = Backward Power

a and b =Waveguide dimensions

I = Skin depth

Keithley configuration:

Rate = Medium; Filter = ON; RDGS = 10; Filter type = Moving Average; Range auto after each calibration, a SAR measurement is performed on a validation dipole and compared with a NPL calibrated probe, to verify it. The calibration factors, CF(N), for the 3 sensors corresponding to dipole 1, dipole 2 and dipole 3 are:

CF(N)=SAR(N)/Vlin(N) (N=1,2,3)

The linearised output voltage Vlin(N) is obtained from the displayed output voltage V(N) using

Vlin(N)=V(N)*(1+V(N)/DCP(N)) (N=1,2,3)

where DCP is the diode compression point in mV.

4.3 Probe Calibration Process

Dosimetric Assessment Procedure

Each E-Probe/Probe Amplifier combination has unique calibration parameters. SATIMO Probe calibration procedure is conducted to determine the proper amplifier settings to enter in the probe parameters. The amplifier settings are determined for a given frequency by subjecting the probe to a known E-field density (1 mW/cm2) using an with CALISAR, Antenna proprietary calibration system.

Free Space Assessment Procedure

The free space E-field from amplified probe outputs is determined in a test chamber. This calibration can be performed in a TEM cell if the frequency is below 1 GHz and in a waveguide or other methodologies above 1 GHz for free space. For the free space calibration, the probe is placed in the volumetric center of the cavity and at the proper orientation with the field. The probe is rotated 360 degrees until the three channels show the maximum reading. The power density readings equates to 1mW/cm2.

Temperature Assessment Procedure

E-field temperature correlation calibration is performed in a flat phantom filled with the appropriate simulated head tissue. The E-field in the medium correlates with the temperature rise in the dielectric medium. For temperature correlation calibration a RF transparent thermistor-based temperature probe is used in conjunction with the E-field probe.

$$SAR = C\frac{\Delta T}{\Delta t}$$

Where:

Δt = exposure time (30 seconds),

C = heat capacity of tissue (brain or muscle),

ΔT = temperature increase due to RF exposure.

SAR is proportional to ΔT/Δt, the initial rate of tissue heating, before thermal diffusion takes place. The electric field in the simulated tissue can be used to estimate SAR by equating the thermally derived SAR to that with the E- field component.

$$SAR = \frac{|E|^2 \cdot \sigma}{\rho}$$

Where:
σ = simulated tissue conductivity,
ρ = Tissue density (1.25 g/cm3 for brain tissue)

4.4 Phantom

For the measurements the Specific Anthropomorphic Mannequin (SAM) defined by the IEEE SCC-34/SC2 group is used. The phantom is a polyurethane shell integrated in a wooden table. The thickness of the phantom amounts to 2mm +/- 0.2mm. It enables the dosimetric evaluation of left and right phone usage and includes an additional flat phantom part for the simplified performance check. The phantom set-up includes a cover, which prevents the evaporation of the liquid.

4.5 Device Holder

The positioning system allows obtaining cheek and tilting position with a very good accuracy. In compliance with CENELEC, the tilt angle uncertainty is lower than 1°.

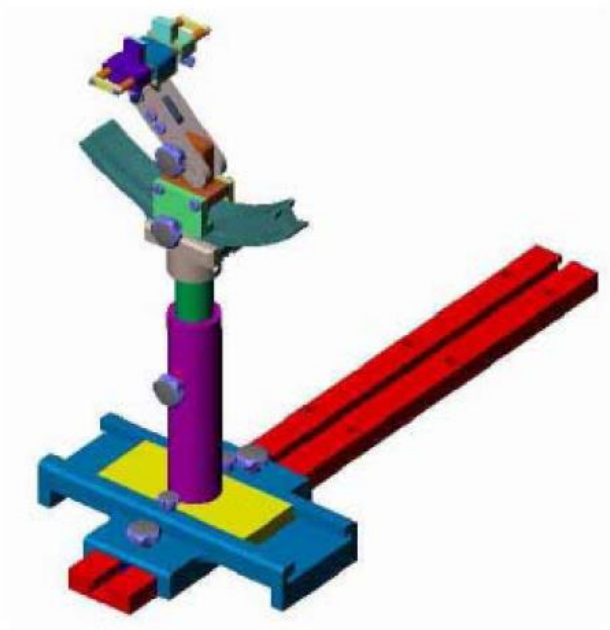

System Material	Permittivity	Loss Tangent
Delrin	3.7	0.005

4.6 Test Equipment List

Fixed asset Number	Description	Manufacturer	Model	Serial Number	Cal. Date	Due. Date
WTXE1105A1002	E-Field Probe	MVG	SSE2	0725-EPGO-446	2025-02-12	2026-02-11
WTXE1053A1001-002	835MHz Dipole	MVG	SID835	SN 47/12 DIP 0G835-204	2023-08-20	2026-08-19
WTXE1053A1001-004	1800MHz Dipole	MVG	SID1800	SN 47/12 DIP 1G800-206	2023-08-20	2026-08-19
WTXE1053A1001-005	1900MHz Dipole	MVG	SID1900	SN 47/12 DIP 1G900-207	2023-08-20	2026-08-19
WTXE1053A1001-009	2300MHz Dipole	MVG	SID2300	SN 47/12 DIP 2G300-209	2023-08-20	2026-08-19
WTXE1053A1001-007	2450MHz Dipole	MVG	SID2450	SN 13/15 DIP 2G450-364	2023-08-20	2026-08-19
WTXE1053A1006-002	2600MHz Dipole	MVG	SID2600	SN 28/21 DIP 2G600-590	2024-07-11	2027-07-10
WTXE1035A1009	5 GHz Dipole	MVG	SID5000	SN 02/21 DIP 5G000-543	2024-07-11	2027-07-10
WTXE1053A1001-010	Dielectric Probe	SATIMO	SCLMP	SN 47/12 OCPG49	2025-02-23	2026-02-22
WTXE1075A1003	Power meter	Keithley	3500	1232959	2025-02-23	2026-02-22
WTXE1075A1002	Power meter	Keithley	3500	1162591	2025-02-23	2026-02-22
WTXE1104A1003	EXG Analog Signal Generator	KEYSIGHT	N5173B	MY61252892	2025-02-23	2026-02-22
WTXE1022A1002	GSM Tester	Rohde & Schwarz	CMU200	114403	2025-02-23	2026-02-22
WTXE1041A1002	Communications Tester	Rohde & Schwarz	CMW500	148650	2025-02-23	2026-02-22
WTXE1036A1001	Network Analyzer	Rohde & Schwarz	ZVB 8	101353	2024-10-15	2025-10-14

5. Tissue Simulating Liquids

5.1 Composition of Tissue Simulating Liquid

For the measurement of the field distribution inside the SAM phantom with SMTIMO, the phantom must be filled with around 25 liters of homogeneous body tissue simulating liquid. For head SAR testing, the liquid height from the ear reference point (ERP) of the phantom to the liquid top surface is larger than 15 cm. For body SAR testing, the liquid height from the center of the flat phantom to the liquid top surface is larger than 15 cm. Please see the following photos for the liquid height.



Liquid Height for Head/Body SAR

The Composition of Tissue Simulating Liquid

Frequency (MHz)	Water (%)	Salt (%)	Sugar (%)	HEC (%)	Preventol (%)	DGBE (%)
Head/Body						
750	41.1	1.4	57.0	0.2	0.3	0
835	40.3	1.38	57.9	0.24	0.18	0
900	40.3	1.38	57.9	0.24	0.18	0
1800-2000	55.24	0.31	0	0	0	44.45
2300	55.40	0.08	0	0	0	44.52
2450	55.00	0	0	0	0	45.00
2600	55.242	0.306	0	0	0	44.452

Frequency (MHz)	Water (%)	Hexyl Carbitol (%)	Triton X-100 (%)
Head/Body			
5200-5800	65.52	17.24	17.24

5.2 Tissue Dielectric Parameters for Head and Body Phantoms

According to FCC KDBs, IEC/IEEE 62209-1528:2020 standards state that the system validation measurements must be performed using a reference dipole meeting the fore mentioned return loss and mechanical dimension requirements. The validation measurement must be performed against a liquid filled flat phantom, with the phantom constructed as outlined in the fore mentioned standards. Per the standards, the dipole shall be positioned below the bottom of the phantom, with the dipole length centered and parallel to the longest dimension of the flat phantom, with the top surface of the dipole at the described distance from the bottom surface of the phantom.

Target Frequency (MHz)	Head		Body	
	Conductivity (σ)	Permittivity (ε_r)	Conductivity (σ)	Permittivity (ε_r)
150	0.76	52.3	0.80	61.9
300	0.87	45.3	0.92	58.2
450	0.87	43.5	0.94	56.7
750	0.89	41.9	0.96	55.5
835	**0.90**	**41.5**	**0.97**	**55.2**
900	0.97	41.5	1.05	55.0
915	0.98	41.5	1.06	55.0
1450	1.20	40.5	1.30	54.0
1610	1.29	40.3	1.40	53.8
1800-2000	**1.40**	**40.0**	**1.52**	**53.3**
2100	1.49	39.8	1.62	53.2
2300	**1.67**	**39.5**	**1.81**	**52.9**
2450	**1.80**	**39.2**	**1.95**	**52.7**
2600	**1.96**	**39.0**	**2.16**	**52.5**
3000	2.40	38.5	2.73	52.0
5200	**4.66**	**36.0**	**5.30**	**49.0**
5400	4.86	35.8	5.53	48.7
5600	5.07	35.5	5.77	48.5
5800	**5.27**	**35.3**	**6.00**	**48.2**

5.3 Tissue Calibration Result

The dielectric parameters of the liquids were verified prior to the SAR evaluation using COMOSAR Dielectric Probe Kit and an Agilent Network Analyzer.

Calibration Result for Dielectric Parameters of Tissue Simulating Liquid

Head Tissue Simulating Liquid									
Freq. MHz	Temp. (℃)	Conductivity			Permittivity			Limit (%)	Date
		Reading (σ)	Target (σ)	Delta (%)	Reading (ε r)	Target (ε r)	Delta (%)		
835	22.4	0.89	0.90	-1.11	40.75	41.5	-1.81	±5	2025-05-10
1800	22.4	1.38	1.40	-1.43	39.15	40.0	-2.13	±5	2025-05-13
1900	22.4	1.39	1.40	-0.71	39.91	40.0	-0.23	±5	2025-05-14
2300	22.3	1.63	1.67	-2.40	38.68	39.5	-2.08	±5	2025-05-07
2450	22.3	1.77	1.80	-1.67	39.02	39.2	-0.46	±5	2025-04-30
2600	22.3	1.93	1.96	-1.53	38.64	39.0	-0.92	±5	2025-05-08
5200	22.5	4.64	4.66	-0.43	36.42	36.0	1.17	±5	2025-05-05
5800	22.5	5.31	5.27	0.76	34.74	35.3	-1.59	±5	2025-05-18

6. SAR Measurement Evaluation

6.1 Purpose of System Performance Check

The system performance check verifies that the system operates within its specifications. System and operator errors can be detected and corrected. It is recommended that the system performance check be performed prior to any usage of the system in order to guarantee reproducible results. The system performance check uses normal SAR measurements in a simplified setup with a well characterized source. This setup was selected to give a high sensitivity to all parameters that might fail or vary over time. The system check does not intend to replace the calibration of the components, but indicates situations where the system uncertainty is exceeded due to drift or failure.

6.2 System Setup

In the simplified setup for system evaluation, the EUT is replaced by a calibrated dipole and the power source is replaced by a continuous wave which comes from a signal generator at frequency 835MHz ,1800MHz, 1900MHz 2450MHz,2600MHz,and 5GHz. The calibrated dipole must be placed beneath the flat phantom section of the SAM twin phantom with the correct distance holder. The distance holder should touch the phantom surface with a light pressure at the reference marking and be oriented parallel to the long side of the phantom.

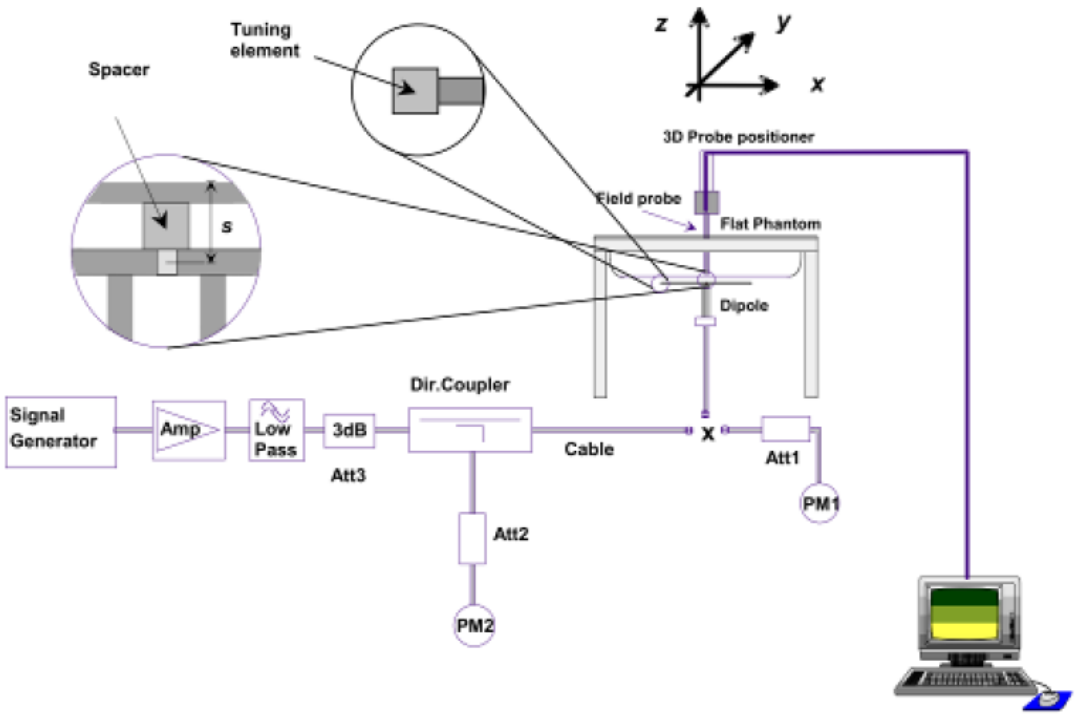

System Verification Setup Block Diagram

Setup Photo of Dipole Antenna

The output power on dipole port must be calibrated to 24 dBm(250 mW) before dipole is connected.

6.3 Validation Results

Comparing to the original SAR value provided by SATIMO, the validation data should be within its specification of 10 %. Table 6.1 shows the target SAR and measured SAR after normalized to 1W input power. The table below indicates the system performance check can meet the variation criterion.

Frequency	Power	Targeted SAR_{1g}	Measured SAR_{1g}	Normalized SAR_{1g}	Tolerance	Date
(MHz)	(mw)	(W/kg)	(W/kg)	(W/kg)	(%)	
835	250	9.65	2.210	8.84	-8.39	2025-05-10
1800	250	38.49	9.624	38.496	0.02	2025-05-13
1900	250	39.59	10.223	40.892	3.29	2025-05-14
2300	250	49.27	12.023	48.092	-2.39	2025-05-07
2450	250	53.76	13.747	54.988	2.28	2025-04-30
2600	250	56.81	14.815	59.26	4.31	2025-05-08
5200	250	75.31	18.567	74.268	-1.38	2025-05-05
5800	250	78.05	18.087	72.348	-7.31	2025-05-18

Remark: Referring to IEC/IEEE 62209-1528:2020, the system check shall be performed at a test frequency that is within ±10% or ±100 MHz of the compliance test mid-band frequency, so the 1750 MHz system verification is made of 1800MHz Dipole.

Targeted and Measurement SAR

Please refer to Annex A for the plots of system performance check.

7. EUT Testing Position

7.1 Define Two Imaginary Lines on The Handset

(a) The vertical centerline passes through two points on the Front Face of the handset - the midpoint of the width w_t of the handset at the level of the acoustic output, and the midpoint of the width w_b of the bottom of the handset.

(b) The horizontal line is perpendicular to the vertical centerline and passes through the center of the acoustic output. The horizontal line is also tangential to the face of the handset at point A.

(c) The two lines intersect at point A. Note that for many handsets, point A coincides with the center of the acoustic output; however, the acoustic output may be located elsewhere on the horizontal line. Also note that the vertical centerline is not necessarily parallel to the front face of the handset, especially for clamshell handsets, handsets with flip covers, and other irregularly shaped handsets.

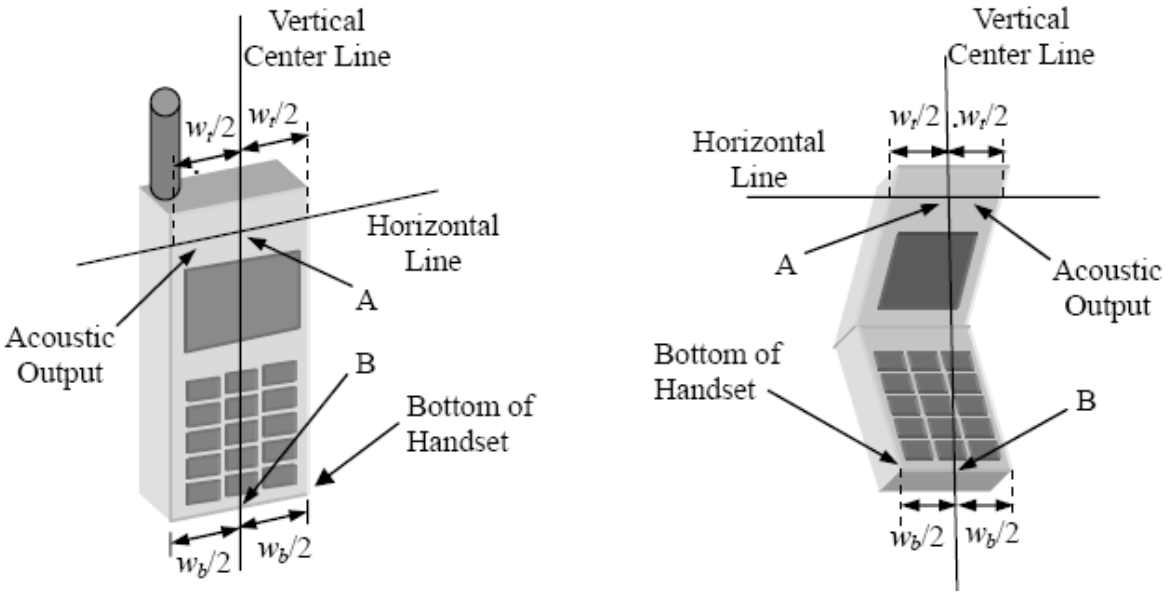

Illustration for Handset Vertical and Horizontal Reference Lines

7.2 Cheek Position

(a) To position the device with the vertical center line of the body of the device and the horizontal line crossing the center piece in a plane parallel to the sagittal plane of the phantom. While maintaining the device in this plane, align the vertical center line with the reference plane containing the three ear and mouth reference point (M: Mouth, RE: Right Ear, and LE: Left Ear) and align the center of the ear piece with the line RE-LE.
(b) To move the device towards the phantom with the ear piece aligned with the line LE-RE until the phone touched the ear. While maintaining the device in the reference plane and maintaining the phone contact with the ear, move the bottom of the phone until any point on the Front Face is in contact with the cheek of the phantom or until contact with the ear is lost (see Fig. 7.2).

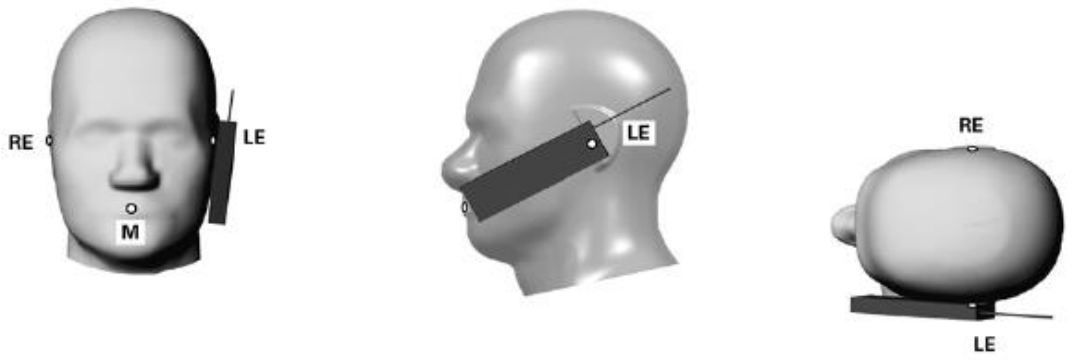

Illustration for Cheek Position

7.3 Tilted Position

(a) To position the device in the “cheek” position described above.
(b) While maintaining the device the reference plane described above and pivoting against the ear, moves it outward away from the mouth by an angle of 15 degrees or until contact with the ear is lost (see Fig. 7.3).

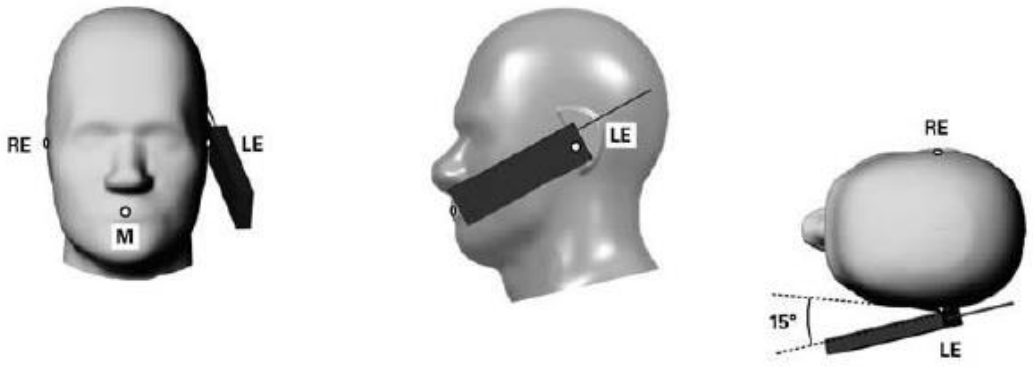

Illustration for Tilted Position

7.4 Body Position

(a) To position the device parallel to the phantom surface with each side.
(b) To adjust the device parallel to the flat phantom.
(c) To adjust the distance between the device surface and the flat phantom to 10mm.

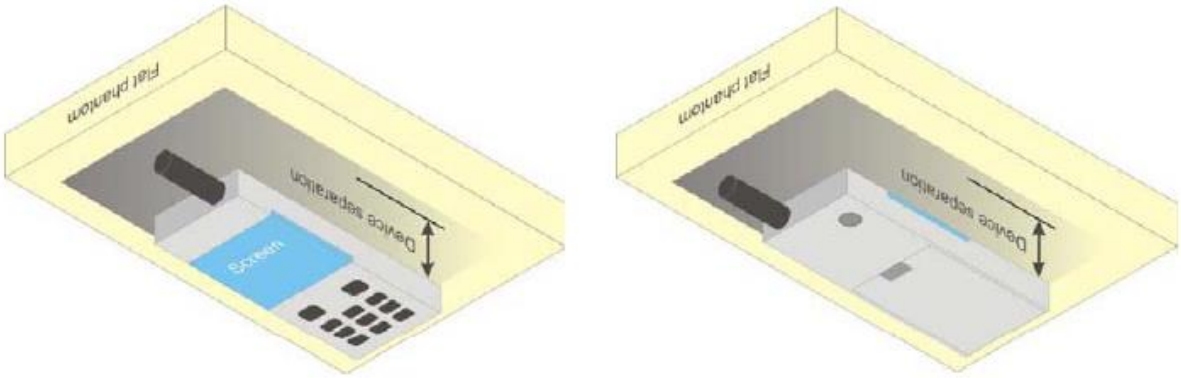

Illustration for Body Position

7.5 EUT Antenna Position

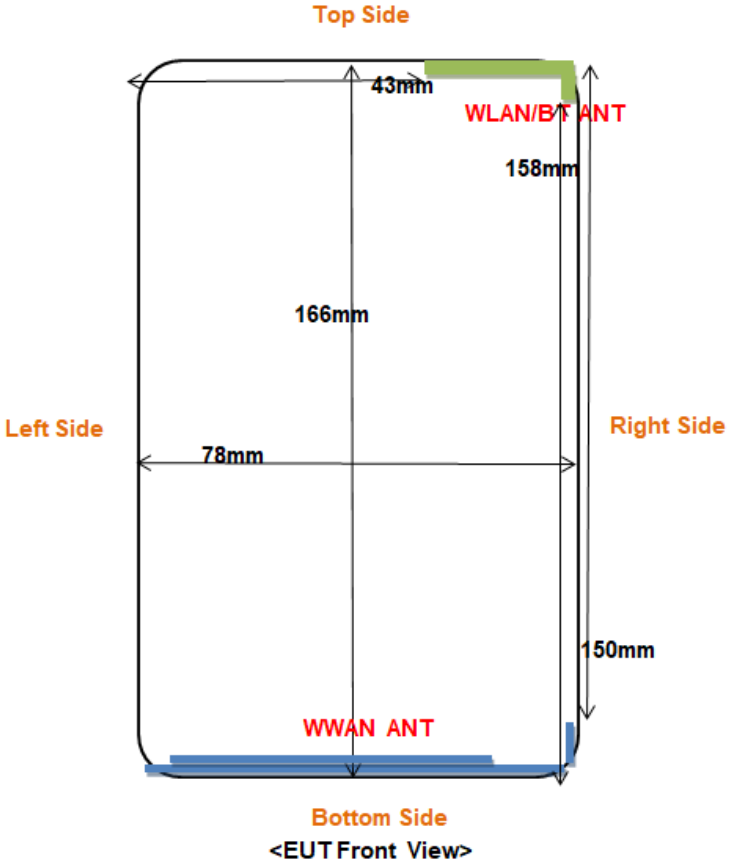

Block Diagram for EUT Antenna Position

Distance of EUT antenna-to-edge/surface(mm),						
Antennas	Back Face	Front Face	Left Edge	Right Edge	Top Edge	Bottom Edge
WWAN	<25	<25	<25	<25	150	<25
WLAN/BT	<25	<25	<25	<25	<25	158

7.6 EUT Testing Position

Head/Body mode SAR assessments are required for this device. This EUT was tested in different positions for different SAR test modes, more information as below:

Head SAR tests				
Antennas	Right Cheek	Left Cheek	Right Tilted	Left Tilted
WWAN	Yes	Yes	Yes	Yes
WLAN/BT	Yes	Yes	Yes	Yes

Body SAR tests, Test distance: 10mm						
Antennas	Front	Back	Right Side	Left Side	Top Side	Bottom Side
WWAN	Yes	Yes	Yes	Yes	No	Yes
WLAN/BT	Yes	Yes	Yes	No	Yes	No

Remark:

1. Referring to KDB 941225 D06, when the overall device length and width are >= 9cm*5cm, the test separation distances is 10 mm. SAR must be measured for all sides and surfaces with a transmitting antenna located within 25mm from that surface or edge. When the form factor of a handset is smaller than 9 cm × 5 cm, a test separation distance of 5 mm (instead of 10 mm) is required for testing hotspot mode.
2. Referring to KDB 648474 D04 Handset SAR v01r03, 10-g extremity SAR is required only for the surfaces and edges with hotspot mode 1-g reported SAR > 1.2 W/kg.

Please refer to Annex D for the EUT test setup photos.

8. SAR Measurement Procedures

8.1 Measurement Procedures

The measurement procedures are as follows:
(a) Use base station simulator (if applicable) or engineering software to transmit RF power continuously (continuous Tx) in the highest power channel.
(b) Keep EUT to radiate maximum output power or 100% factor (if applicable)
(c) Measure output power through RF cable and power meter.
(d) Place the EUT in the positions as Annex D demonstrates.
(e) Set scan area, grid size and other setting on the SATIMO software.
(f) Measure SAR results for the highest power channel on each testing position.
(g) Find out the largest SAR result on these testing positions of each band
(h) Measure SAR results for other channels in worst SAR testing position if the SAR of highest power channel is larger than 0.8 W/kg

According to the test standard, the recommended procedure for assessing the peak spatial-average SAR value consists of the following steps:
(a) Power reference measurement
(b) Area scan
(c) Zoom scan
(d) Power drift measurement

8.2 Spatial Peak SAR Evaluation

The procedure for spatial peak SAR evaluation has been implemented according to the test standard. It can be conducted for 1g and 10g, as well as for user-specific masses. The SATIMO software includes all numerical procedures necessary to evaluate the spatial peak SAR value.
The base for the evaluation is a "cube" measurement. The measured volume must include the 1g and 10g cubes with the highest averaged SAR values. For that purpose, the center of the measured volume is aligned to the interpolated peak SAR value of a previously performed area scan.
The entire evaluation of the spatial peak values is performed within the post-processing engine. The system always gives the maximum values for the 1g and 10g cubes. The algorithm to find the cube with highest averaged SAR is divided into the following stages:
(a) Extraction of the measured data (grid and values) from the Zoom Scan
(b) Calculation of the SAR value at every measurement point based on all stored data
(c) Generation of a high-resolution mesh within the measured volume
(d) Interpolation of all measured values form the measurement grid to the high-resolution grid
(e) Extrapolation of the entire 3D field distribution to the phantom surface over the distance from sensor to surface
(f) Calculation of the averaged SAR within masses of 1g and 10g

8.3 Area & Zoom Scan Procedures

First Area Scan is used to locate the approximate location(s) of the local peak SAR value(s). The measurement grid within an Area Scan is defined by the grid extent, grid step size and grid offset. Next, in order to determine the EM field distribution in a three-dimensional spatial extension, Zoom Scan is required. The Zoom Scan measures 5x5x7 points with step size 8, 8 and 5 mm for 300 MHz to 3 GHz, and 8x8x8 points with step size 4, 4 and 2.5 mm for 3 GHz to 6 GHz. The Zoom Scan is performed around the highest E-field value to determine the averaged SAR-distribution over 10 g.

8.4 Volume Scan Procedures

The volume scan is used for assess overlapping SAR distributions for antennas transmitting in different frequency bands. It is equivalent to an oversized zoom scan used in standalone measurements. The measurement volume will be used to enclose all the simultaneous transmitting antennas. For antennas transmitting simultaneously in different frequency bands, the volume scan is measured separately in each frequency band. In order to sum correctly to compute the 1g aggregate SAR, the EUT remain in the same test position for all measurements and all volume scan use the same spatial resolution and grid spacing (step-size is 4, 4 and 2.5 mm). When all volume scan were completed, the software can combine and subsequently superpose these measurement data to calculating the multiband SAR.

8.5 SAR Averaged Methods

The local SAR inside the phantom is measured using small dipole sensing elements inside a probe body. The probe tip must not be in contact with the phantom surface in order to minimize measurements errors, but the highest local SAR will occur at the surface of the phantom.

An extrapolation is using to determinate this highest local SAR values. The extrapolation is based on a fourth-order least-square polynomial fit of measured data. The local SAR value is then extrapolated from the liquid surface with a 1mm step.

The measurements have to be performed over a limited time (due to the duration of the battery) so the step of measurement is high. It could vary between 5 and 8 mm. To obtain an accurate assessment of the maximum SAR averaged over 10g and 1 g requires a very fine resolution in the three dimensional scanned data array.

8.6 Power Drift Monitoring

All SAR testing is under the EUT install full charged battery and transmit maximum output power. In SATIMO measurement software, the power reference measurement and power drift measurement procedures are used for monitoring the power drift of EUT during SAR test. Both these procedures measure the field at a specified reference position before and after the SAR testing. The software will calculate the field difference in dB. If the power drift more than 5%, the SAR will be retested.

9. SAR Test Result

9.1 Conducted RF Output Power

GSM - Burst Average Power (dBm)								
Band	**GSM850**			**Tune-up power (dBm)**	**PCS1900**			**Tune-up power (dBm)**
Channel	**128**	**190**	**251**		**512**	**661**	**810**	
Frequency (MHz)	**824.2**	**836.6**	**848.8**		**1850.2**	**1880**	**1909.8**	
GSM	31.51	31.63	**31.87**	32.0	**30.93**	30.65	30.16	31.0
GPRS (1 slot)	31.57	31.56	31.80	32.0	29.82	29.47	28.74	30.0
GPRS (2 slots)	30.93	30.99	31.23	32.0	**28.92**	28.57	27.81	29.0
GPRS (3 slots)	29.29	29.34	**29.56**	30.0	26.86	26.48	25.72	27.0
GPRS (4 slots)	28.09	28.09	28.30	29.0	25.70	25.39	24.61	26.0
EGPRS (1 slot)	29.25	29.43	29.32	30.0	28.68	28.76	28.42	29.0
EGPRS (2 slots)	27.72	28.75	28.87	29.0	27.38	27.21	27.67	28.0
EGPRS (3 slots)	27.49	27.09	27.15	28.0	26.22	26.10	26.45	27.0
EGPRS (4 slots)	26.41	26.08	26.15	27.0	25.59	25.42	25.72	26.0

GSM - Source-Based Time-Average Power (dBm)								
Band	**GSM850**			**Tune-up power (dBm)**	**PCS1900**			**Tune-up power (dBm)**
Channel	**128**	**190**	**251**		**512**	**661**	**810**	
Frequency (MHz)	**824.2**	**836.6**	**848.8**		**1850.2**	**1880**	**1909.8**	
GSM	22.51	22.63	22.87	23.0	21.93	21.65	21.16	22.0
GPRS (1 slot)	22.57	22.56	22.80	23.0	20.82	20.47	19.74	21.0
GPRS (2 slots)	24.93	24.99	25.23	26.0	**22.92**	22.57	21.81	23.0
GPRS (3 slots)	25.04	25.09	**25.31**	26.0	22.61	22.23	21.47	23.0
GPRS (4 slots)	25.09	25.09	25.30	26.0	22.70	22.39	21.61	23.0
EGPRS (1 slot)	20.25	20.43	20.32	21.0	19.68	19.76	19.42	20.0
EGPRS (2 slots)	21.72	22.75	22.87	23.0	21.38	21.21	21.67	22.0
EGPRS (3 slots)	23.24	22.84	22.90	24.0	21.97	21.85	22.20	23.0
EGPRS (4 slots)	23.41	23.08	23.15	24.0	22.59	22.42	22.72	23.0
Note: The source-based time-averaged power is linearly scaled the maximum burst averaged power based on time slots. The calculated method are shown as below: Source based time-average power = Burst averaged power - Duty cycle factor in dB Duty cycle factor = 9 dB for 1 Tx slot, 6 dB for 2 Tx slots, 4.25 dB for 3 Tx slots, 3 dB for 4 Tx slots								

Remark:

1. For Head SAR testing, GSM should be evaluated; therefore the EUT was set in GSM for GSM850 and GSM1900 due to its highest source-based time-average power.
2. For Body SAR testing, GPRS should be evaluated; therefore the EUT was set in GPRS (3TX slots) for

GSM850 and GPRS (2TX slots) for GSM1900, due to its highest source-based time-average power.
3. Per KDB 447498 D01 v06, the maximum output power channel is used for SAR testing and for further SAR test reduction.

WCDMA - Average Power (dBm)								
Band	**WCDMA Band II**				**WCDMA Band IV**			
Channel	**9262**	**9400**	**9538**	**Tune-up power (dBm)**	**1312**	**1413**	**1513**	**Tune-up power (dBm)**
Frequency (MHz)	**1852.4**	**1880.0**	**1907.6**		**1712.4**	**1732.6**	**1752.6**	
RMC 12.2k	**22.15**	22.01	21.71	23.0	22.34	22.18	**22.40**	23.0
HSDPA Subtest-1	21.17	20.97	20.78	22.0	21.43	21.21	21.42	22.0
HSDPA Subtest-2	20.63	20.43	20.22	22.0	20.88	20.70	21.06	22.0
HSDPA Subtest-3	20.67	20.43	20.20	22.0	20.83	20.75	20.91	22.0
HSDPA Subtest-4	20.60	20.44	20.20	22.0	20.89	20.68	21.03	22.0
HSUPA Subtest-1	20.26	20.07	19.79	22.0	20.37	20.27	20.62	22.0
HSUPA Subtest-2	20.18	20.04	19.82	22.0	20.33	20.21	20.53	22.0
HSUPA Subtest-3	19.24	19.06	18.82	22.0	19.41	19.24	19.58	22.0
HSUPA Subtest-4	19.22	19.03	18.79	22.0	19.39	19.23	19.55	22.0
HSUPA Subtest-5	18.76	18.59	18.68	22.0	18.87	18.75	19.08	22.0

WCDMA - Average Power (dBm)								
Band	**WCDMA Band V**							
Channel	**4132**	**4182**	**4233**	**Tune-up power (dBm)**				
Frequency (MHz)	**826.4**	**836.4**	**846.6**					
RMC 12.2k	**22.64**	22.40	22.39	23.0				
HSDPA Subtest-1	21.68	21.48	21.47	22.0				
HSDPA Subtest-2	21.18	20.97	20.96	22.0				
HSDPA Subtest-3	21.19	21.03	20.94	22.0				
HSDPA Subtest-4	21.18	20.96	20.91	22.0				
HSUPA Subtest-1	20.73	20.53	20.54	22.0				
HSUPA Subtest-2	20.69	20.49	20.52	22.0				
HSUPA Subtest-3	19.70	19.56	19.55	22.0				
HSUPA Subtest-4	19.70	19.52	19.51	22.0				
HSUPA Subtest-5	19.20	19.01	19.02	22.0				

Remark:
1. Per KDB 941225 D01 v03, the 12.2kbps RMC mode was selected for SAR testing (the primary mode).
2. When the maximum output power and tune-up tolerance specified for production units in a secondary mode is ≤1/4 dB higher than the primary mode or when the highest reported SAR of the primary mode is scaled by the ratio of specified maximum output power and tune-up tolerance of secondary to primary mode and the adjusted SAR is ≤ 1.2 W/kg, SAR measurement is not required for the secondary mode.

FDD-LTE Band 2:

Band	Bandwidth	Modulation	Channel	RB Configuration	Result(dBm)	Verdict
Band2	1.4MHz	QPSK	18607	1RB#0	21.79	PASS
Band2	1.4MHz	QPSK	18607	1RB#2	21.99	PASS
Band2	1.4MHz	QPSK	18607	1RB#5	21.85	PASS
Band2	1.4MHz	QPSK	18607	3RB#0	21.88	PASS
Band2	1.4MHz	QPSK	18607	3RB#1	21.92	PASS
Band2	1.4MHz	QPSK	18607	3RB#3	21.97	PASS
Band2	1.4MHz	QPSK	18607	6RB#0	20.91	PASS
Band2	1.4MHz	16QAM	18607	1RB#0	20.60	PASS
Band2	1.4MHz	16QAM	18607	1RB#2	20.91	PASS
Band2	1.4MHz	16QAM	18607	1RB#5	20.57	PASS
Band2	1.4MHz	16QAM	18607	3RB#0	20.62	PASS
Band2	1.4MHz	16QAM	18607	3RB#1	20.78	PASS
Band2	1.4MHz	16QAM	18607	3RB#3	20.65	PASS
Band2	1.4MHz	16QAM	18607	6RB#0	19.86	PASS
Band2	1.4MHz	QPSK	18900	1RB#0	21.58	PASS
Band2	1.4MHz	QPSK	18900	1RB#2	21.80	PASS
Band2	1.4MHz	QPSK	18900	1RB#5	21.56	PASS
Band2	1.4MHz	QPSK	18900	3RB#0	21.65	PASS
Band2	1.4MHz	QPSK	18900	3RB#1	21.71	PASS
Band2	1.4MHz	QPSK	18900	3RB#3	21.65	PASS
Band2	1.4MHz	QPSK	18900	6RB#0	20.67	PASS
Band2	1.4MHz	16QAM	18900	1RB#0	20.47	PASS
Band2	1.4MHz	16QAM	18900	1RB#2	20.79	PASS
Band2	1.4MHz	16QAM	18900	1RB#5	20.47	PASS
Band2	1.4MHz	16QAM	18900	3RB#0	20.45	PASS
Band2	1.4MHz	16QAM	18900	3RB#1	20.59	PASS
Band2	1.4MHz	16QAM	18900	3RB#3	20.42	PASS
Band2	1.4MHz	16QAM	18900	6RB#0	19.61	PASS
Band2	1.4MHz	QPSK	19193	1RB#0	21.43	PASS
Band2	1.4MHz	QPSK	19193	1RB#2	21.62	PASS
Band2	1.4MHz	QPSK	19193	1RB#5	21.47	PASS
Band2	1.4MHz	QPSK	19193	3RB#0	21.44	PASS
Band2	1.4MHz	QPSK	19193	3RB#1	21.45	PASS
Band2	1.4MHz	QPSK	19193	3RB#3	21.46	PASS
Band2	1.4MHz	QPSK	19193	6RB#0	20.46	PASS
Band2	1.4MHz	16QAM	19193	1RB#0	20.20	PASS
Band2	1.4MHz	16QAM	19193	1RB#2	20.61	PASS
Band2	1.4MHz	16QAM	19193	1RB#5	20.19	PASS
Band2	1.4MHz	16QAM	19193	3RB#0	20.22	PASS

Band2	1.4MHz	16QAM	19193	3RB#1	20.37	PASS
Band2	1.4MHz	16QAM	19193	3RB#3	20.20	PASS
Band2	1.4MHz	16QAM	19193	6RB#0	19.26	PASS
Band2	3MHz	QPSK	18615	1RB#0	21.95	PASS
Band2	3MHz	QPSK	18615	1RB#8	21.97	PASS
Band2	3MHz	QPSK	18615	1RB#14	21.81	PASS
Band2	3MHz	QPSK	18615	8RB#0	20.65	PASS
Band2	3MHz	QPSK	18615	8RB#4	20.92	PASS
Band2	3MHz	QPSK	18615	8RB#7	20.85	PASS
Band2	3MHz	QPSK	18615	15RB#0	20.80	PASS
Band2	3MHz	16QAM	18615	1RB#0	20.97	PASS
Band2	3MHz	16QAM	18615	1RB#8	20.88	PASS
Band2	3MHz	16QAM	18615	1RB#14	20.58	PASS
Band2	3MHz	16QAM	18615	8RB#0	19.82	PASS
Band2	3MHz	16QAM	18615	8RB#4	19.91	PASS
Band2	3MHz	16QAM	18615	8RB#7	19.72	PASS
Band2	3MHz	16QAM	18615	15RB#0	19.89	PASS
Band2	3MHz	QPSK	18900	1RB#0	21.77	PASS
Band2	3MHz	QPSK	18900	1RB#8	21.76	PASS
Band2	3MHz	QPSK	18900	1RB#14	21.77	PASS
Band2	3MHz	QPSK	18900	8RB#0	20.74	PASS
Band2	3MHz	QPSK	18900	8RB#4	20.73	PASS
Band2	3MHz	QPSK	18900	8RB#7	20.70	PASS
Band2	3MHz	QPSK	18900	15RB#0	20.73	PASS
Band2	3MHz	16QAM	18900	1RB#0	20.62	PASS
Band2	3MHz	16QAM	18900	1RB#8	20.80	PASS
Band2	3MHz	16QAM	18900	1RB#14	20.41	PASS
Band2	3MHz	16QAM	18900	8RB#0	19.70	PASS
Band2	3MHz	16QAM	18900	8RB#4	19.67	PASS
Band2	3MHz	16QAM	18900	8RB#7	19.65	PASS
Band2	3MHz	16QAM	18900	15RB#0	19.60	PASS
Band2	3MHz	QPSK	19185	1RB#0	21.56	PASS
Band2	3MHz	QPSK	19185	1RB#8	21.60	PASS
Band2	3MHz	QPSK	19185	1RB#14	21.57	PASS
Band2	3MHz	QPSK	19185	8RB#0	20.61	PASS
Band2	3MHz	QPSK	19185	8RB#4	20.62	PASS
Band2	3MHz	QPSK	19185	8RB#7	20.58	PASS
Band2	3MHz	QPSK	19185	15RB#0	20.52	PASS
Band2	3MHz	16QAM	19185	1RB#0	20.30	PASS
Band2	3MHz	16QAM	19185	1RB#8	20.45	PASS
Band2	3MHz	16QAM	19185	1RB#14	20.31	PASS
Band2	3MHz	16QAM	19185	8RB#0	19.54	PASS

Band2	3MHz	16QAM	19185	8RB#4	19.43	PASS
Band2	3MHz	16QAM	19185	8RB#7	19.50	PASS
Band2	3MHz	16QAM	19185	15RB#0	19.39	PASS
Band2	5MHz	QPSK	18625	1RB#0	21.87	PASS
Band2	5MHz	QPSK	18625	1RB#12	21.66	PASS
Band2	5MHz	QPSK	18625	1RB#24	21.38	PASS
Band2	5MHz	QPSK	18625	12RB#0	20.34	PASS
Band2	5MHz	QPSK	18625	12RB#6	20.49	PASS
Band2	5MHz	QPSK	18625	12RB#13	20.60	PASS
Band2	5MHz	QPSK	18625	25RB#0	20.67	PASS
Band2	5MHz	16QAM	18625	1RB#0	20.61	PASS
Band2	5MHz	16QAM	18625	1RB#12	20.54	PASS
Band2	5MHz	16QAM	18625	1RB#24	20.26	PASS
Band2	5MHz	16QAM	18625	12RB#0	19.32	PASS
Band2	5MHz	16QAM	18625	12RB#6	19.57	PASS
Band2	5MHz	16QAM	18625	12RB#13	19.34	PASS
Band2	5MHz	16QAM	18625	25RB#0	19.55	PASS
Band2	5MHz	QPSK	18900	1RB#0	21.61	PASS
Band2	5MHz	QPSK	18900	1RB#12	21.57	PASS
Band2	5MHz	QPSK	18900	1RB#24	21.05	PASS
Band2	5MHz	QPSK	18900	12RB#0	20.64	PASS
Band2	5MHz	QPSK	18900	12RB#6	20.75	PASS
Band2	5MHz	QPSK	18900	12RB#13	20.63	PASS
Band2	5MHz	QPSK	18900	25RB#0	20.48	PASS
Band2	5MHz	16QAM	18900	1RB#0	20.60	PASS
Band2	5MHz	16QAM	18900	1RB#12	20.55	PASS
Band2	5MHz	16QAM	18900	1RB#24	20.13	PASS
Band2	5MHz	16QAM	18900	12RB#0	19.53	PASS
Band2	5MHz	16QAM	18900	12RB#6	19.61	PASS
Band2	5MHz	16QAM	18900	12RB#13	19.46	PASS
Band2	5MHz	16QAM	18900	25RB#0	19.54	PASS
Band2	5MHz	QPSK	19175	1RB#0	21.48	PASS
Band2	5MHz	QPSK	19175	1RB#12	21.55	PASS
Band2	5MHz	QPSK	19175	1RB#24	21.20	PASS
Band2	5MHz	QPSK	19175	12RB#0	20.47	PASS
Band2	5MHz	QPSK	19175	12RB#6	20.54	PASS
Band2	5MHz	QPSK	19175	12RB#13	20.52	PASS
Band2	5MHz	QPSK	19175	25RB#0	20.50	PASS
Band2	5MHz	16QAM	19175	1RB#0	20.15	PASS
Band2	5MHz	16QAM	19175	1RB#12	20.49	PASS
Band2	5MHz	16QAM	19175	1RB#24	20.14	PASS
Band2	5MHz	16QAM	19175	12RB#0	19.42	PASS

Band2	5MHz	16QAM	19175	12RB#6	19.47	PASS
Band2	5MHz	16QAM	19175	12RB#13	19.47	PASS
Band2	5MHz	16QAM	19175	25RB#0	19.51	PASS
Band2	10MHz	QPSK	18650	1RB#0	21.92	PASS
Band2	10MHz	QPSK	18650	1RB#24	22.11	PASS
Band2	10MHz	QPSK	18650	1RB#49	21.36	PASS
Band2	10MHz	QPSK	18650	25RB#0	20.93	PASS
Band2	10MHz	QPSK	18650	25RB#12	20.77	PASS
Band2	10MHz	QPSK	18650	25RB#25	20.86	PASS
Band2	10MHz	QPSK	18650	50RB#0	20.73	PASS
Band2	10MHz	16QAM	18650	1RB#0	20.97	PASS
Band2	10MHz	16QAM	18650	1RB#24	20.59	PASS
Band2	10MHz	16QAM	18650	1RB#49	20.36	PASS
Band2	10MHz	16QAM	18650	25RB#0	19.62	PASS
Band2	10MHz	16QAM	18650	25RB#12	19.59	PASS
Band2	10MHz	16QAM	18650	25RB#25	19.97	PASS
Band2	10MHz	16QAM	18650	50RB#0	19.78	PASS
Band2	10MHz	QPSK	18900	1RB#0	21.76	PASS
Band2	10MHz	QPSK	18900	1RB#24	21.75	PASS
Band2	10MHz	QPSK	18900	1RB#49	21.39	PASS
Band2	10MHz	QPSK	18900	25RB#0	20.72	PASS
Band2	10MHz	QPSK	18900	25RB#12	20.78	PASS
Band2	10MHz	QPSK	18900	25RB#25	20.70	PASS
Band2	10MHz	QPSK	18900	50RB#0	20.75	PASS
Band2	10MHz	16QAM	18900	1RB#0	20.41	PASS
Band2	10MHz	16QAM	18900	1RB#24	20.92	PASS
Band2	10MHz	16QAM	18900	1RB#49	20.09	PASS
Band2	10MHz	16QAM	18900	25RB#0	19.62	PASS
Band2	10MHz	16QAM	18900	25RB#12	19.79	PASS
Band2	10MHz	16QAM	18900	25RB#25	19.65	PASS
Band2	10MHz	16QAM	18900	50RB#0	19.75	PASS
Band2	10MHz	QPSK	19150	1RB#0	21.61	PASS
Band2	10MHz	QPSK	19150	1RB#24	21.61	PASS
Band2	10MHz	QPSK	19150	1RB#49	21.20	PASS
Band2	10MHz	QPSK	19150	25RB#0	20.65	PASS
Band2	10MHz	QPSK	19150	25RB#12	20.62	PASS
Band2	10MHz	QPSK	19150	25RB#25	20.64	PASS
Band2	10MHz	QPSK	19150	50RB#0	20.60	PASS
Band2	10MHz	16QAM	19150	1RB#0	20.60	PASS
Band2	10MHz	16QAM	19150	1RB#24	20.49	PASS
Band2	10MHz	16QAM	19150	1RB#49	19.97	PASS
Band2	10MHz	16QAM	19150	25RB#0	19.65	PASS

Band2	10MHz	16QAM	19150	25RB#12	19.55	PASS
Band2	10MHz	16QAM	19150	25RB#25	19.58	PASS
Band2	10MHz	16QAM	19150	50RB#0	19.57	PASS
Band2	15MHz	QPSK	18675	1RB#0	21.87	PASS
Band2	15MHz	QPSK	18675	1RB#38	21.89	PASS
Band2	15MHz	QPSK	18675	1RB#74	21.60	PASS
Band2	15MHz	QPSK	18675	38RB#0	20.96	PASS
Band2	15MHz	QPSK	18675	38RB#18	21.00	PASS
Band2	15MHz	QPSK	18675	38RB#37	20.98	PASS
Band2	15MHz	QPSK	18675	75RB#0	20.92	PASS
Band2	15MHz	16QAM	18675	1RB#0	20.87	PASS
Band2	15MHz	16QAM	18675	1RB#38	20.81	PASS
Band2	15MHz	16QAM	18675	1RB#74	20.70	PASS
Band2	15MHz	16QAM	18675	38RB#0	20.97	PASS
Band2	15MHz	16QAM	18675	38RB#18	19.91	PASS
Band2	15MHz	16QAM	18675	38RB#37	20.98	PASS
Band2	15MHz	16QAM	18675	75RB#0	19.84	PASS
Band2	15MHz	QPSK	18900	1RB#0	21.61	PASS
Band2	15MHz	QPSK	18900	1RB#38	21.86	PASS
Band2	15MHz	QPSK	18900	1RB#74	21.49	PASS
Band2	15MHz	QPSK	18900	38RB#0	20.80	PASS
Band2	15MHz	QPSK	18900	38RB#18	20.79	PASS
Band2	15MHz	QPSK	18900	38RB#37	20.77	PASS
Band2	15MHz	QPSK	18900	75RB#0	20.75	PASS
Band2	15MHz	16QAM	18900	1RB#0	20.76	PASS
Band2	15MHz	16QAM	18900	1RB#38	20.77	PASS
Band2	15MHz	16QAM	18900	1RB#74	20.57	PASS
Band2	15MHz	16QAM	18900	38RB#0	20.78	PASS
Band2	15MHz	16QAM	18900	38RB#18	19.74	PASS
Band2	15MHz	16QAM	18900	38RB#37	20.83	PASS
Band2	15MHz	16QAM	18900	75RB#0	19.73	PASS
Band2	15MHz	QPSK	19125	1RB#0	21.62	PASS
Band2	15MHz	QPSK	19125	1RB#38	21.68	PASS
Band2	15MHz	QPSK	19125	1RB#74	21.42	PASS
Band2	15MHz	QPSK	19125	38RB#0	20.77	PASS
Band2	15MHz	QPSK	19125	38RB#18	20.70	PASS
Band2	15MHz	QPSK	19125	38RB#37	20.74	PASS
Band2	15MHz	QPSK	19125	75RB#0	20.76	PASS
Band2	15MHz	16QAM	19125	1RB#0	20.60	PASS
Band2	15MHz	16QAM	19125	1RB#38	20.56	PASS
Band2	15MHz	16QAM	19125	1RB#74	20.41	PASS
Band2	15MHz	16QAM	19125	38RB#0	20.74	PASS

Band2	15MHz	16QAM	19125	38RB#18	19.63	PASS
Band2	15MHz	16QAM	19125	38RB#37	20.74	PASS
Band2	15MHz	16QAM	19125	75RB#0	19.67	PASS
Band2	20MHz	QPSK	18700	1RB#0	21.84	PASS
Band2	20MHz	QPSK	18700	1RB#49	**22.17**	PASS
Band2	20MHz	QPSK	18700	1RB#99	21.61	PASS
Band2	20MHz	QPSK	18700	50RB#0	20.82	PASS
Band2	20MHz	QPSK	18700	50RB#25	20.94	PASS
Band2	20MHz	QPSK	18700	50RB#50	20.87	PASS
Band2	20MHz	QPSK	18700	100RB#0	20.82	PASS
Band2	20MHz	16QAM	18700	1RB#0	20.70	PASS
Band2	20MHz	16QAM	18700	1RB#49	21.11	PASS
Band2	20MHz	16QAM	18700	1RB#99	20.47	PASS
Band2	20MHz	16QAM	18700	50RB#0	19.79	PASS
Band2	20MHz	16QAM	18700	50RB#25	19.89	PASS
Band2	20MHz	16QAM	18700	50RB#50	19.85	PASS
Band2	20MHz	16QAM	18700	100RB#0	19.77	PASS
Band2	20MHz	QPSK	18900	1RB#0	21.65	PASS
Band2	20MHz	QPSK	18900	1RB#49	21.96	PASS
Band2	20MHz	QPSK	18900	1RB#99	21.45	PASS
Band2	20MHz	QPSK	18900	50RB#0	20.86	PASS
Band2	20MHz	QPSK	18900	50RB#25	20.75	PASS
Band2	20MHz	QPSK	18900	50RB#50	20.82	PASS
Band2	20MHz	QPSK	18900	100RB#0	20.87	PASS
Band2	20MHz	16QAM	18900	1RB#0	20.76	PASS
Band2	20MHz	16QAM	18900	1RB#49	21.05	PASS
Band2	20MHz	16QAM	18900	1RB#99	20.52	PASS
Band2	20MHz	16QAM	18900	50RB#0	19.91	PASS
Band2	20MHz	16QAM	18900	50RB#25	19.80	PASS
Band2	20MHz	16QAM	18900	50RB#50	19.80	PASS
Band2	20MHz	16QAM	18900	100RB#0	19.80	PASS
Band2	20MHz	QPSK	19100	1RB#0	21.68	PASS
Band2	20MHz	QPSK	19100	1RB#49	21.81	PASS
Band2	20MHz	QPSK	19100	1RB#99	21.39	PASS
Band2	20MHz	QPSK	19100	50RB#0	20.90	PASS
Band2	20MHz	QPSK	19100	50RB#25	20.71	PASS
Band2	20MHz	QPSK	19100	50RB#50	20.72	PASS
Band2	20MHz	QPSK	19100	100RB#0	20.82	PASS
Band2	20MHz	16QAM	19100	1RB#0	20.51	PASS
Band2	20MHz	16QAM	19100	1RB#49	20.83	PASS
Band2	20MHz	16QAM	19100	1RB#99	20.23	PASS
Band2	20MHz	16QAM	19100	50RB#0	19.91	PASS

Band2	20MHz	16QAM	19100	50RB#25	19.70	PASS
Band2	20MHz	16QAM	19100	50RB#50	19.65	PASS
Band2	20MHz	16QAM	19100	100RB#0	19.84	PASS

FDD-LTE Band 4:

Band	Bandwidth	Modulation	Channel	RB Configuration	Result(dBm)	Verdict
Band4	1.4MHz	QPSK	19957	1RB#0	22.26	PASS
Band4	1.4MHz	QPSK	19957	1RB#2	22.39	PASS
Band4	1.4MHz	QPSK	19957	1RB#5	22.22	PASS
Band4	1.4MHz	QPSK	19957	3RB#0	22.31	PASS
Band4	1.4MHz	QPSK	19957	3RB#1	22.35	PASS
Band4	1.4MHz	QPSK	19957	3RB#3	22.34	PASS
Band4	1.4MHz	QPSK	19957	6RB#0	21.24	PASS
Band4	1.4MHz	16QAM	19957	1RB#0	21.04	PASS
Band4	1.4MHz	16QAM	19957	1RB#2	21.46	PASS
Band4	1.4MHz	16QAM	19957	1RB#5	21.00	PASS
Band4	1.4MHz	16QAM	19957	3RB#0	21.09	PASS
Band4	1.4MHz	16QAM	19957	3RB#1	21.15	PASS
Band4	1.4MHz	16QAM	19957	3RB#3	21.12	PASS
Band4	1.4MHz	16QAM	19957	6RB#0	20.09	PASS
Band4	1.4MHz	QPSK	20175	1RB#0	22.10	PASS
Band4	1.4MHz	QPSK	20175	1RB#2	22.28	PASS
Band4	1.4MHz	QPSK	20175	1RB#5	22.08	PASS
Band4	1.4MHz	QPSK	20175	3RB#0	22.20	PASS
Band4	1.4MHz	QPSK	20175	3RB#1	22.27	PASS
Band4	1.4MHz	QPSK	20175	3RB#3	22.19	PASS
Band4	1.4MHz	QPSK	20175	6RB#0	21.21	PASS
Band4	1.4MHz	16QAM	20175	1RB#0	21.01	PASS
Band4	1.4MHz	16QAM	20175	1RB#2	21.29	PASS
Band4	1.4MHz	16QAM	20175	1RB#5	20.98	PASS
Band4	1.4MHz	16QAM	20175	3RB#0	20.97	PASS
Band4	1.4MHz	16QAM	20175	3RB#1	21.09	PASS
Band4	1.4MHz	16QAM	20175	3RB#3	20.92	PASS
Band4	1.4MHz	16QAM	20175	6RB#0	20.13	PASS
Band4	1.4MHz	QPSK	20393	1RB#0	22.31	PASS
Band4	1.4MHz	QPSK	20393	1RB#2	22.49	PASS
Band4	1.4MHz	QPSK	20393	1RB#5	22.33	PASS
Band4	1.4MHz	QPSK	20393	3RB#0	22.37	PASS
Band4	1.4MHz	QPSK	20393	3RB#1	22.45	PASS
Band4	1.4MHz	QPSK	20393	3RB#3	22.38	PASS
Band4	1.4MHz	QPSK	20393	6RB#0	21.44	PASS

Band4	1.4MHz	16QAM	20393	1RB#0	21.18	PASS
Band4	1.4MHz	16QAM	20393	1RB#2	21.45	PASS
Band4	1.4MHz	16QAM	20393	1RB#5	21.16	PASS
Band4	1.4MHz	16QAM	20393	3RB#0	21.16	PASS
Band4	1.4MHz	16QAM	20393	3RB#1	21.31	PASS
Band4	1.4MHz	16QAM	20393	3RB#3	21.16	PASS
Band4	1.4MHz	16QAM	20393	6RB#0	20.34	PASS
Band4	3MHz	QPSK	19965	1RB#0	22.30	PASS
Band4	3MHz	QPSK	19965	1RB#8	22.37	PASS
Band4	3MHz	QPSK	19965	1RB#14	22.29	PASS
Band4	3MHz	QPSK	19965	8RB#0	21.35	PASS
Band4	3MHz	QPSK	19965	8RB#4	21.32	PASS
Band4	3MHz	QPSK	19965	8RB#7	21.28	PASS
Band4	3MHz	QPSK	19965	15RB#0	21.29	PASS
Band4	3MHz	16QAM	19965	1RB#0	21.35	PASS
Band4	3MHz	16QAM	19965	1RB#8	21.23	PASS
Band4	3MHz	16QAM	19965	1RB#14	21.28	PASS
Band4	3MHz	16QAM	19965	8RB#0	20.34	PASS
Band4	3MHz	16QAM	19965	8RB#4	20.32	PASS
Band4	3MHz	16QAM	19965	8RB#7	20.32	PASS
Band4	3MHz	16QAM	19965	15RB#0	20.32	PASS
Band4	3MHz	QPSK	20175	1RB#0	22.24	PASS
Band4	3MHz	QPSK	20175	1RB#8	22.25	PASS
Band4	3MHz	QPSK	20175	1RB#14	22.20	PASS
Band4	3MHz	QPSK	20175	8RB#0	21.28	PASS
Band4	3MHz	QPSK	20175	8RB#4	21.28	PASS
Band4	3MHz	QPSK	20175	8RB#7	21.26	PASS
Band4	3MHz	QPSK	20175	15RB#0	21.24	PASS
Band4	3MHz	16QAM	20175	1RB#0	21.28	PASS
Band4	3MHz	16QAM	20175	1RB#8	21.15	PASS
Band4	3MHz	16QAM	20175	1RB#14	21.21	PASS
Band4	3MHz	16QAM	20175	8RB#0	20.29	PASS
Band4	3MHz	16QAM	20175	8RB#4	20.27	PASS
Band4	3MHz	16QAM	20175	8RB#7	20.22	PASS
Band4	3MHz	16QAM	20175	15RB#0	20.23	PASS
Band4	3MHz	QPSK	20385	1RB#0	22.43	PASS
Band4	3MHz	QPSK	20385	1RB#8	22.47	PASS
Band4	3MHz	QPSK	20385	1RB#14	22.44	PASS
Band4	3MHz	QPSK	20385	8RB#0	21.45	PASS
Band4	3MHz	QPSK	20385	8RB#4	21.53	PASS
Band4	3MHz	QPSK	20385	8RB#7	21.48	PASS
Band4	3MHz	QPSK	20385	15RB#0	21.41	PASS

Band4	3MHz	16QAM	20385	1RB#0	21.44	PASS
Band4	3MHz	16QAM	20385	1RB#8	21.35	PASS
Band4	3MHz	16QAM	20385	1RB#14	21.44	PASS
Band4	3MHz	16QAM	20385	8RB#0	20.46	PASS
Band4	3MHz	16QAM	20385	8RB#4	20.45	PASS
Band4	3MHz	16QAM	20385	8RB#7	20.43	PASS
Band4	3MHz	16QAM	20385	15RB#0	20.41	PASS
Band4	5MHz	QPSK	19975	1RB#0	22.21	PASS
Band4	5MHz	QPSK	19975	1RB#12	22.39	PASS
Band4	5MHz	QPSK	19975	1RB#24	22.23	PASS
Band4	5MHz	QPSK	19975	12RB#0	21.22	PASS
Band4	5MHz	QPSK	19975	12RB#6	21.29	PASS
Band4	5MHz	QPSK	19975	12RB#13	21.19	PASS
Band4	5MHz	QPSK	19975	25RB#0	21.24	PASS
Band4	5MHz	16QAM	19975	1RB#0	21.12	PASS
Band4	5MHz	16QAM	19975	1RB#12	21.26	PASS
Band4	5MHz	16QAM	19975	1RB#24	21.16	PASS
Band4	5MHz	16QAM	19975	12RB#0	20.21	PASS
Band4	5MHz	16QAM	19975	12RB#6	20.30	PASS
Band4	5MHz	16QAM	19975	12RB#13	20.14	PASS
Band4	5MHz	16QAM	19975	25RB#0	20.24	PASS
Band4	5MHz	QPSK	20175	1RB#0	22.21	PASS
Band4	5MHz	QPSK	20175	1RB#12	22.27	PASS
Band4	5MHz	QPSK	20175	1RB#24	22.06	PASS
Band4	5MHz	QPSK	20175	12RB#0	21.11	PASS
Band4	5MHz	QPSK	20175	12RB#6	21.23	PASS
Band4	5MHz	QPSK	20175	12RB#13	21.07	PASS
Band4	5MHz	QPSK	20175	25RB#0	21.15	PASS
Band4	5MHz	16QAM	20175	1RB#0	21.08	PASS
Band4	5MHz	16QAM	20175	1RB#12	21.26	PASS
Band4	5MHz	16QAM	20175	1RB#24	20.98	PASS
Band4	5MHz	16QAM	20175	12RB#0	20.08	PASS
Band4	5MHz	16QAM	20175	12RB#6	20.15	PASS
Band4	5MHz	16QAM	20175	12RB#13	20.03	PASS
Band4	5MHz	16QAM	20175	25RB#0	20.17	PASS
Band4	5MHz	QPSK	20375	1RB#0	22.33	PASS
Band4	5MHz	QPSK	20375	1RB#12	22.56	PASS
Band4	5MHz	QPSK	20375	1RB#24	22.36	PASS
Band4	5MHz	QPSK	20375	12RB#0	21.36	PASS
Band4	5MHz	QPSK	20375	12RB#6	21.42	PASS
Band4	5MHz	QPSK	20375	12RB#13	21.30	PASS
Band4	5MHz	QPSK	20375	25RB#0	21.34	PASS

Band4	5MHz	16QAM	20375	1RB#0	21.24	PASS
Band4	5MHz	16QAM	20375	1RB#12	21.41	PASS
Band4	5MHz	16QAM	20375	1RB#24	21.23	PASS
Band4	5MHz	16QAM	20375	12RB#0	20.26	PASS
Band4	5MHz	16QAM	20375	12RB#6	20.39	PASS
Band4	5MHz	16QAM	20375	12RB#13	20.25	PASS
Band4	5MHz	16QAM	20375	25RB#0	20.33	PASS
Band4	10MHz	QPSK	20000	1RB#0	22.26	PASS
Band4	10MHz	QPSK	20000	1RB#24	22.56	PASS
Band4	10MHz	QPSK	20000	1RB#49	22.31	PASS
Band4	10MHz	QPSK	20000	25RB#0	21.39	PASS
Band4	10MHz	QPSK	20000	25RB#12	21.36	PASS
Band4	10MHz	QPSK	20000	25RB#25	21.31	PASS
Band4	10MHz	QPSK	20000	50RB#0	21.35	PASS
Band4	10MHz	16QAM	20000	1RB#0	21.24	PASS
Band4	10MHz	16QAM	20000	1RB#24	21.43	PASS
Band4	10MHz	16QAM	20000	1RB#49	21.28	PASS
Band4	10MHz	16QAM	20000	25RB#0	20.36	PASS
Band4	10MHz	16QAM	20000	25RB#12	20.37	PASS
Band4	10MHz	16QAM	20000	25RB#25	20.24	PASS
Band4	10MHz	16QAM	20000	50RB#0	20.32	PASS
Band4	10MHz	QPSK	20175	1RB#0	22.27	PASS
Band4	10MHz	QPSK	20175	1RB#24	22.40	PASS
Band4	10MHz	QPSK	20175	1RB#49	21.98	PASS
Band4	10MHz	QPSK	20175	25RB#0	21.30	PASS
Band4	10MHz	QPSK	20175	25RB#12	21.22	PASS
Band4	10MHz	QPSK	20175	25RB#25	21.20	PASS
Band4	10MHz	QPSK	20175	50RB#0	21.22	PASS
Band4	10MHz	16QAM	20175	1RB#0	21.30	PASS
Band4	10MHz	16QAM	20175	1RB#24	21.32	PASS
Band4	10MHz	16QAM	20175	1RB#49	21.05	PASS
Band4	10MHz	16QAM	20175	25RB#0	20.27	PASS
Band4	10MHz	16QAM	20175	25RB#12	20.24	PASS
Band4	10MHz	16QAM	20175	25RB#25	20.18	PASS
Band4	10MHz	16QAM	20175	50RB#0	20.19	PASS
Band4	10MHz	QPSK	20350	1RB#0	22.26	PASS
Band4	10MHz	QPSK	20350	1RB#24	22.62	PASS
Band4	10MHz	QPSK	20350	1RB#49	22.40	PASS
Band4	10MHz	QPSK	20350	25RB#0	21.39	PASS
Band4	10MHz	QPSK	20350	25RB#12	21.44	PASS
Band4	10MHz	QPSK	20350	25RB#25	21.45	PASS
Band4	10MHz	QPSK	20350	50RB#0	21.38	PASS

Band4	10MHz	16QAM	20350	1RB#0	21.32	PASS
Band4	10MHz	16QAM	20350	1RB#24	21.46	PASS
Band4	10MHz	16QAM	20350	1RB#49	21.37	PASS
Band4	10MHz	16QAM	20350	25RB#0	20.33	PASS
Band4	10MHz	16QAM	20350	25RB#12	20.39	PASS
Band4	10MHz	16QAM	20350	25RB#25	20.40	PASS
Band4	10MHz	16QAM	20350	50RB#0	20.36	PASS
Band4	15MHz	QPSK	20025	1RB#0	22.18	PASS
Band4	15MHz	QPSK	20025	1RB#38	22.41	PASS
Band4	15MHz	QPSK	20025	1RB#74	22.15	PASS
Band4	15MHz	QPSK	20025	38RB#0	21.40	PASS
Band4	15MHz	QPSK	20025	38RB#18	21.42	PASS
Band4	15MHz	QPSK	20025	38RB#37	21.40	PASS
Band4	15MHz	QPSK	20025	75RB#0	21.42	PASS
Band4	15MHz	16QAM	20025	1RB#0	21.17	PASS
Band4	15MHz	16QAM	20025	1RB#38	21.29	PASS
Band4	15MHz	16QAM	20025	1RB#74	21.17	PASS
Band4	15MHz	16QAM	20025	38RB#0	21.42	PASS
Band4	15MHz	16QAM	20025	38RB#18	20.37	PASS
Band4	15MHz	16QAM	20025	38RB#37	21.42	PASS
Band4	15MHz	16QAM	20025	75RB#0	20.32	PASS
Band4	15MHz	QPSK	20175	1RB#0	22.15	PASS
Band4	15MHz	QPSK	20175	1RB#38	22.14	PASS
Band4	15MHz	QPSK	20175	1RB#74	21.81	PASS
Band4	15MHz	QPSK	20175	38RB#0	21.13	PASS
Band4	15MHz	QPSK	20175	38RB#18	20.93	PASS
Band4	15MHz	QPSK	20175	38RB#37	21.22	PASS
Band4	15MHz	QPSK	20175	75RB#0	20.92	PASS
Band4	15MHz	16QAM	20175	1RB#0	21.16	PASS
Band4	15MHz	16QAM	20175	1RB#38	21.08	PASS
Band4	15MHz	16QAM	20175	1RB#74	20.82	PASS
Band4	15MHz	16QAM	20175	38RB#0	21.02	PASS
Band4	15MHz	16QAM	20175	38RB#18	20.02	PASS
Band4	15MHz	16QAM	20175	38RB#37	21.18	PASS
Band4	15MHz	16QAM	20175	75RB#0	20.14	PASS
Band4	15MHz	QPSK	20325	1RB#0	22.08	PASS
Band4	15MHz	QPSK	20325	1RB#38	22.26	PASS
Band4	15MHz	QPSK	20325	1RB#74	22.12	PASS
Band4	15MHz	QPSK	20325	38RB#0	21.31	PASS
Band4	15MHz	QPSK	20325	38RB#18	21.34	PASS
Band4	15MHz	QPSK	20325	38RB#37	21.29	PASS
Band4	15MHz	QPSK	20325	75RB#0	21.30	PASS

Band4	15MHz	16QAM	20325	1RB#0	20.90	PASS
Band4	15MHz	16QAM	20325	1RB#38	21.07	PASS
Band4	15MHz	16QAM	20325	1RB#74	21.14	PASS
Band4	15MHz	16QAM	20325	38RB#0	21.30	PASS
Band4	15MHz	16QAM	20325	38RB#18	20.30	PASS
Band4	15MHz	16QAM	20325	38RB#37	21.31	PASS
Band4	15MHz	16QAM	20325	75RB#0	20.23	PASS
Band4	20MHz	QPSK	20050	1RB#0	22.09	PASS
Band4	20MHz	QPSK	20050	1RB#49	**22.67**	PASS
Band4	20MHz	QPSK	20050	1RB#99	22.06	PASS
Band4	20MHz	QPSK	20050	50RB#0	21.50	PASS
Band4	20MHz	QPSK	20050	50RB#25	21.46	PASS
Band4	20MHz	QPSK	20050	50RB#50	21.23	PASS
Band4	20MHz	QPSK	20050	100RB#0	21.35	PASS
Band4	20MHz	16QAM	20050	1RB#0	20.97	PASS
Band4	20MHz	16QAM	20050	1RB#49	21.52	PASS
Band4	20MHz	16QAM	20050	1RB#99	20.93	PASS
Band4	20MHz	16QAM	20050	50RB#0	20.49	PASS
Band4	20MHz	16QAM	20050	50RB#25	20.39	PASS
Band4	20MHz	16QAM	20050	50RB#50	20.21	PASS
Band4	20MHz	16QAM	20050	100RB#0	20.33	PASS
Band4	20MHz	QPSK	20175	1RB#0	22.09	PASS
Band4	20MHz	QPSK	20175	1RB#49	22.29	PASS
Band4	20MHz	QPSK	20175	1RB#99	21.81	PASS
Band4	20MHz	QPSK	20175	50RB#0	21.31	PASS
Band4	20MHz	QPSK	20175	50RB#25	21.13	PASS
Band4	20MHz	QPSK	20175	50RB#50	21.14	PASS
Band4	20MHz	QPSK	20175	100RB#0	21.19	PASS
Band4	20MHz	16QAM	20175	1RB#0	21.00	PASS
Band4	20MHz	16QAM	20175	1RB#49	21.33	PASS
Band4	20MHz	16QAM	20175	1RB#99	20.65	PASS
Band4	20MHz	16QAM	20175	50RB#0	20.31	PASS
Band4	20MHz	16QAM	20175	50RB#25	20.12	PASS
Band4	20MHz	16QAM	20175	50RB#50	20.11	PASS
Band4	20MHz	16QAM	20175	100RB#0	20.23	PASS
Band4	20MHz	QPSK	20300	1RB#0	21.94	PASS
Band4	20MHz	QPSK	20300	1RB#49	22.29	PASS
Band4	20MHz	QPSK	20300	1RB#99	22.06	PASS
Band4	20MHz	QPSK	20300	50RB#0	21.06	PASS
Band4	20MHz	QPSK	20300	50RB#25	21.18	PASS
Band4	20MHz	QPSK	20300	50RB#50	21.23	PASS
Band4	20MHz	QPSK	20300	100RB#0	21.13	PASS

Band4	20MHz	16QAM	20300	1RB#0	20.88	PASS
Band4	20MHz	16QAM	20300	1RB#49	21.33	PASS
Band4	20MHz	16QAM	20300	1RB#99	20.93	PASS
Band4	20MHz	16QAM	20300	50RB#0	20.06	PASS
Band4	20MHz	16QAM	20300	50RB#25	20.17	PASS
Band4	20MHz	16QAM	20300	50RB#50	20.17	PASS
Band4	20MHz	16QAM	20300	100RB#0	20.11	PASS

FDD-LTE Band 5:

Band	Bandwidth	Modulation	Channel	RB Configuration	Result(dBm)	Verdict
Band5	1.4MHz	QPSK	20407	1RB#0	22.84	PASS
Band5	1.4MHz	QPSK	20407	1RB#2	22.94	PASS
Band5	1.4MHz	QPSK	20407	1RB#5	22.81	PASS
Band5	1.4MHz	QPSK	20407	3RB#0	22.84	PASS
Band5	1.4MHz	QPSK	20407	3RB#1	22.86	PASS
Band5	1.4MHz	QPSK	20407	3RB#3	22.88	PASS
Band5	1.4MHz	QPSK	20407	6RB#0	21.83	PASS
Band5	1.4MHz	16QAM	20407	1RB#0	21.59	PASS
Band5	1.4MHz	16QAM	20407	1RB#2	22.05	PASS
Band5	1.4MHz	16QAM	20407	1RB#5	21.56	PASS
Band5	1.4MHz	16QAM	20407	3RB#0	21.63	PASS
Band5	1.4MHz	16QAM	20407	3RB#1	21.72	PASS
Band5	1.4MHz	16QAM	20407	3RB#3	21.64	PASS
Band5	1.4MHz	16QAM	20407	6RB#0	20.64	PASS
Band5	1.4MHz	QPSK	20525	1RB#0	22.63	PASS
Band5	1.4MHz	QPSK	20525	1RB#2	22.80	PASS
Band5	1.4MHz	QPSK	20525	1RB#5	22.63	PASS
Band5	1.4MHz	QPSK	20525	3RB#0	22.70	PASS
Band5	1.4MHz	QPSK	20525	3RB#1	22.67	PASS
Band5	1.4MHz	QPSK	20525	3RB#3	22.67	PASS
Band5	1.4MHz	QPSK	20525	6RB#0	21.77	PASS
Band5	1.4MHz	16QAM	20525	1RB#0	21.49	PASS
Band5	1.4MHz	16QAM	20525	1RB#2	21.79	PASS
Band5	1.4MHz	16QAM	20525	1RB#5	21.52	PASS
Band5	1.4MHz	16QAM	20525	3RB#0	21.50	PASS
Band5	1.4MHz	16QAM	20525	3RB#1	21.65	PASS
Band5	1.4MHz	16QAM	20525	3RB#3	21.51	PASS
Band5	1.4MHz	16QAM	20525	6RB#0	20.71	PASS
Band5	1.4MHz	QPSK	20643	1RB#0	22.76	PASS
Band5	1.4MHz	QPSK	20643	1RB#2	23.01	PASS
Band5	1.4MHz	QPSK	20643	1RB#5	22.82	PASS

Band5	1.4MHz	QPSK	20643	3RB#0	22.79	PASS
Band5	1.4MHz	QPSK	20643	3RB#1	22.87	PASS
Band5	1.4MHz	QPSK	20643	3RB#3	22.79	PASS
Band5	1.4MHz	QPSK	20643	6RB#0	21.95	PASS
Band5	1.4MHz	16QAM	20643	1RB#0	21.61	PASS
Band5	1.4MHz	16QAM	20643	1RB#2	21.92	PASS
Band5	1.4MHz	16QAM	20643	1RB#5	21.61	PASS
Band5	1.4MHz	16QAM	20643	3RB#0	21.62	PASS
Band5	1.4MHz	16QAM	20643	3RB#1	21.70	PASS
Band5	1.4MHz	16QAM	20643	3RB#3	21.58	PASS
Band5	1.4MHz	16QAM	20643	6RB#0	20.82	PASS
Band5	3MHz	QPSK	20415	1RB#0	22.86	PASS
Band5	3MHz	QPSK	20415	1RB#8	22.90	PASS
Band5	3MHz	QPSK	20415	1RB#14	22.85	PASS
Band5	3MHz	QPSK	20415	8RB#0	21.93	PASS
Band5	3MHz	QPSK	20415	8RB#4	21.96	PASS
Band5	3MHz	QPSK	20415	8RB#7	21.92	PASS
Band5	3MHz	QPSK	20415	15RB#0	21.83	PASS
Band5	3MHz	16QAM	20415	1RB#0	21.88	PASS
Band5	3MHz	16QAM	20415	1RB#8	21.80	PASS
Band5	3MHz	16QAM	20415	1RB#14	21.81	PASS
Band5	3MHz	16QAM	20415	8RB#0	20.91	PASS
Band5	3MHz	16QAM	20415	8RB#4	20.90	PASS
Band5	3MHz	16QAM	20415	8RB#7	20.88	PASS
Band5	3MHz	16QAM	20415	15RB#0	20.86	PASS
Band5	3MHz	QPSK	20525	1RB#0	22.85	PASS
Band5	3MHz	QPSK	20525	1RB#8	22.80	PASS
Band5	3MHz	QPSK	20525	1RB#14	22.83	PASS
Band5	3MHz	QPSK	20525	8RB#0	21.84	PASS
Band5	3MHz	QPSK	20525	8RB#4	21.87	PASS
Band5	3MHz	QPSK	20525	8RB#7	21.81	PASS
Band5	3MHz	QPSK	20525	15RB#0	21.79	PASS
Band5	3MHz	16QAM	20525	1RB#0	21.67	PASS
Band5	3MHz	16QAM	20525	1RB#8	21.88	PASS
Band5	3MHz	16QAM	20525	1RB#14	21.61	PASS
Band5	3MHz	16QAM	20525	8RB#0	20.80	PASS
Band5	3MHz	16QAM	20525	8RB#4	20.73	PASS
Band5	3MHz	16QAM	20525	8RB#7	20.69	PASS
Band5	3MHz	16QAM	20525	15RB#0	20.68	PASS
Band5	3MHz	QPSK	20635	1RB#0	22.92	PASS
Band5	3MHz	QPSK	20635	1RB#8	22.97	PASS
Band5	3MHz	QPSK	20635	1RB#14	22.90	PASS

Band5	3MHz	QPSK	20635	8RB#0	21.98	PASS
Band5	3MHz	QPSK	20635	8RB#4	22.05	PASS
Band5	3MHz	QPSK	20635	8RB#7	21.97	PASS
Band5	3MHz	QPSK	20635	15RB#0	21.91	PASS
Band5	3MHz	16QAM	20635	1RB#0	21.93	PASS
Band5	3MHz	16QAM	20635	1RB#8	21.79	PASS
Band5	3MHz	16QAM	20635	1RB#14	21.88	PASS
Band5	3MHz	16QAM	20635	8RB#0	20.90	PASS
Band5	3MHz	16QAM	20635	8RB#4	20.94	PASS
Band5	3MHz	16QAM	20635	8RB#7	20.90	PASS
Band5	3MHz	16QAM	20635	15RB#0	20.88	PASS
Band5	5MHz	QPSK	20425	1RB#0	22.75	PASS
Band5	5MHz	QPSK	20425	1RB#12	22.98	PASS
Band5	5MHz	QPSK	20425	1RB#24	22.76	PASS
Band5	5MHz	QPSK	20425	12RB#0	21.78	PASS
Band5	5MHz	QPSK	20425	12RB#6	21.85	PASS
Band5	5MHz	QPSK	20425	12RB#13	21.76	PASS
Band5	5MHz	QPSK	20425	25RB#0	21.75	PASS
Band5	5MHz	16QAM	20425	1RB#0	21.70	PASS
Band5	5MHz	16QAM	20425	1RB#12	21.92	PASS
Band5	5MHz	16QAM	20425	1RB#24	21.67	PASS
Band5	5MHz	16QAM	20425	12RB#0	20.69	PASS
Band5	5MHz	16QAM	20425	12RB#6	20.75	PASS
Band5	5MHz	16QAM	20425	12RB#13	20.70	PASS
Band5	5MHz	16QAM	20425	25RB#0	20.78	PASS
Band5	5MHz	QPSK	20525	1RB#0	22.62	PASS
Band5	5MHz	QPSK	20525	1RB#12	22.84	PASS
Band5	5MHz	QPSK	20525	1RB#24	22.59	PASS
Band5	5MHz	QPSK	20525	12RB#0	21.76	PASS
Band5	5MHz	QPSK	20525	12RB#6	21.78	PASS
Band5	5MHz	QPSK	20525	12RB#13	21.62	PASS
Band5	5MHz	QPSK	20525	25RB#0	21.68	PASS
Band5	5MHz	16QAM	20525	1RB#0	21.70	PASS
Band5	5MHz	16QAM	20525	1RB#12	21.97	PASS
Band5	5MHz	16QAM	20525	1RB#24	21.69	PASS
Band5	5MHz	16QAM	20525	12RB#0	20.71	PASS
Band5	5MHz	16QAM	20525	12RB#6	20.75	PASS
Band5	5MHz	16QAM	20525	12RB#13	20.64	PASS
Band5	5MHz	16QAM	20525	25RB#0	20.65	PASS
Band5	5MHz	QPSK	20625	1RB#0	22.73	PASS
Band5	5MHz	QPSK	20625	1RB#12	22.80	PASS
Band5	5MHz	QPSK	20625	1RB#24	22.77	PASS

Band5	5MHz	QPSK	20625	12RB#0	21.81	PASS
Band5	5MHz	QPSK	20625	12RB#6	21.87	PASS
Band5	5MHz	QPSK	20625	12RB#13	21.74	PASS
Band5	5MHz	QPSK	20625	25RB#0	21.80	PASS
Band5	5MHz	16QAM	20625	1RB#0	21.68	PASS
Band5	5MHz	16QAM	20625	1RB#12	21.92	PASS
Band5	5MHz	16QAM	20625	1RB#24	21.68	PASS
Band5	5MHz	16QAM	20625	12RB#0	20.73	PASS
Band5	5MHz	16QAM	20625	12RB#6	20.80	PASS
Band5	5MHz	16QAM	20625	12RB#13	20.65	PASS
Band5	5MHz	16QAM	20625	25RB#0	20.77	PASS
Band5	10MHz	QPSK	20450	1RB#0	22.79	PASS
Band5	10MHz	QPSK	20450	1RB#24	**23.07**	PASS
Band5	10MHz	QPSK	20450	1RB#49	22.66	PASS
Band5	10MHz	QPSK	20450	25RB#0	21.85	PASS
Band5	10MHz	QPSK	20450	25RB#12	21.81	PASS
Band5	10MHz	QPSK	20450	25RB#25	21.79	PASS
Band5	10MHz	QPSK	20450	50RB#0	21.81	PASS
Band5	10MHz	16QAM	20450	1RB#0	21.78	PASS
Band5	10MHz	16QAM	20450	1RB#24	21.88	PASS
Band5	10MHz	16QAM	20450	1RB#49	21.70	PASS
Band5	10MHz	16QAM	20450	25RB#0	20.84	PASS
Band5	10MHz	16QAM	20450	25RB#12	20.74	PASS
Band5	10MHz	16QAM	20450	25RB#25	20.75	PASS
Band5	10MHz	16QAM	20450	50RB#0	20.79	PASS
Band5	10MHz	QPSK	20525	1RB#0	22.73	PASS
Band5	10MHz	QPSK	20525	1RB#24	22.92	PASS
Band5	10MHz	QPSK	20525	1RB#49	22.75	PASS
Band5	10MHz	QPSK	20525	25RB#0	21.86	PASS
Band5	10MHz	QPSK	20525	25RB#12	21.78	PASS
Band5	10MHz	QPSK	20525	25RB#25	21.78	PASS
Band5	10MHz	QPSK	20525	50RB#0	21.78	PASS
Band5	10MHz	16QAM	20525	1RB#0	21.60	PASS
Band5	10MHz	16QAM	20525	1RB#24	21.99	PASS
Band5	10MHz	16QAM	20525	1RB#49	21.59	PASS
Band5	10MHz	16QAM	20525	25RB#0	20.83	PASS
Band5	10MHz	16QAM	20525	25RB#12	20.78	PASS
Band5	10MHz	16QAM	20525	25RB#25	20.75	PASS
Band5	10MHz	16QAM	20525	50RB#0	20.70	PASS
Band5	10MHz	QPSK	20600	1RB#0	22.74	PASS
Band5	10MHz	QPSK	20600	1RB#24	22.98	PASS
Band5	10MHz	QPSK	20600	1RB#49	22.76	PASS

Band5	10MHz	QPSK	20600	25RB#0	21.93	PASS
Band5	10MHz	QPSK	20600	25RB#12	21.91	PASS
Band5	10MHz	QPSK	20600	25RB#25	21.81	PASS
Band5	10MHz	QPSK	20600	50RB#0	21.84	PASS
Band5	10MHz	16QAM	20600	1RB#0	21.77	PASS
Band5	10MHz	16QAM	20600	1RB#24	21.88	PASS
Band5	10MHz	16QAM	20600	1RB#49	21.78	PASS
Band5	10MHz	16QAM	20600	25RB#0	20.89	PASS
Band5	10MHz	16QAM	20600	25RB#12	20.87	PASS
Band5	10MHz	16QAM	20600	25RB#25	20.74	PASS
Band5	10MHz	16QAM	20600	50RB#0	20.86	PASS

FDD-LTE Band 7:

Band	Bandwidth	Modulation	Channel	RB Configuration	Result(dBm)	Verdict
Band7	5MHz	QPSK	20775	1RB#0	22.14	PASS
Band7	5MHz	QPSK	20775	1RB#12	22.37	PASS
Band7	5MHz	QPSK	20775	1RB#24	22.21	PASS
Band7	5MHz	QPSK	20775	12RB#0	21.12	PASS
Band7	5MHz	QPSK	20775	12RB#6	20.89	PASS
Band7	5MHz	QPSK	20775	12RB#13	20.68	PASS
Band7	5MHz	QPSK	20775	25RB#0	20.70	PASS
Band7	5MHz	16QAM	20775	1RB#0	21.08	PASS
Band7	5MHz	16QAM	20775	1RB#12	21.38	PASS
Band7	5MHz	16QAM	20775	1RB#24	21.09	PASS
Band7	5MHz	16QAM	20775	12RB#0	19.93	PASS
Band7	5MHz	16QAM	20775	12RB#6	19.85	PASS
Band7	5MHz	16QAM	20775	12RB#13	19.61	PASS
Band7	5MHz	16QAM	20775	25RB#0	19.71	PASS
Band7	5MHz	QPSK	21100	1RB#0	22.17	PASS
Band7	5MHz	QPSK	21100	1RB#12	22.41	PASS
Band7	5MHz	QPSK	21100	1RB#24	21.79	PASS
Band7	5MHz	QPSK	21100	12RB#0	21.22	PASS
Band7	5MHz	QPSK	21100	12RB#6	21.28	PASS
Band7	5MHz	QPSK	21100	12RB#13	21.19	PASS
Band7	5MHz	QPSK	21100	25RB#0	21.15	PASS
Band7	5MHz	16QAM	21100	1RB#0	21.15	PASS
Band7	5MHz	16QAM	21100	1RB#12	21.39	PASS
Band7	5MHz	16QAM	21100	1RB#24	20.87	PASS
Band7	5MHz	16QAM	21100	12RB#0	20.21	PASS
Band7	5MHz	16QAM	21100	12RB#6	20.29	PASS
Band7	5MHz	16QAM	21100	12RB#13	20.21	PASS

Band7	5MHz	16QAM	21100	25RB#0	20.16	PASS
Band7	5MHz	QPSK	21425	1RB#0	22.15	PASS
Band7	5MHz	QPSK	21425	1RB#12	21.93	PASS
Band7	5MHz	QPSK	21425	1RB#24	21.66	PASS
Band7	5MHz	QPSK	21425	12RB#0	20.67	PASS
Band7	5MHz	QPSK	21425	12RB#6	20.73	PASS
Band7	5MHz	QPSK	21425	12RB#13	20.57	PASS
Band7	5MHz	QPSK	21425	25RB#0	20.64	PASS
Band7	5MHz	16QAM	21425	1RB#0	20.48	PASS
Band7	5MHz	16QAM	21425	1RB#12	20.75	PASS
Band7	5MHz	16QAM	21425	1RB#24	20.50	PASS
Band7	5MHz	16QAM	21425	12RB#0	19.68	PASS
Band7	5MHz	16QAM	21425	12RB#6	19.64	PASS
Band7	5MHz	16QAM	21425	12RB#13	19.58	PASS
Band7	5MHz	16QAM	21425	25RB#0	19.66	PASS
Band7	10MHz	QPSK	20800	1RB#0	21.75	PASS
Band7	10MHz	QPSK	20800	1RB#24	22.02	PASS
Band7	10MHz	QPSK	20800	1RB#49	21.81	PASS
Band7	10MHz	QPSK	20800	25RB#0	20.94	PASS
Band7	10MHz	QPSK	20800	25RB#12	20.89	PASS
Band7	10MHz	QPSK	20800	25RB#25	20.84	PASS
Band7	10MHz	QPSK	20800	50RB#0	20.84	PASS
Band7	10MHz	16QAM	20800	1RB#0	20.79	PASS
Band7	10MHz	16QAM	20800	1RB#24	20.91	PASS
Band7	10MHz	16QAM	20800	1RB#49	20.82	PASS
Band7	10MHz	16QAM	20800	25RB#0	19.91	PASS
Band7	10MHz	16QAM	20800	25RB#12	19.86	PASS
Band7	10MHz	16QAM	20800	25RB#25	19.80	PASS
Band7	10MHz	16QAM	20800	50RB#0	19.84	PASS
Band7	10MHz	QPSK	21100	1RB#0	21.83	PASS
Band7	10MHz	QPSK	21100	1RB#24	21.96	PASS
Band7	10MHz	QPSK	21100	1RB#49	21.77	PASS
Band7	10MHz	QPSK	21100	25RB#0	20.85	PASS
Band7	10MHz	QPSK	21100	25RB#12	20.80	PASS
Band7	10MHz	QPSK	21100	25RB#25	20.73	PASS
Band7	10MHz	QPSK	21100	50RB#0	20.77	PASS
Band7	10MHz	16QAM	21100	1RB#0	20.62	PASS
Band7	10MHz	16QAM	21100	1RB#24	21.03	PASS
Band7	10MHz	16QAM	21100	1RB#49	20.51	PASS
Band7	10MHz	16QAM	21100	25RB#0	19.86	PASS
Band7	10MHz	16QAM	21100	25RB#12	19.76	PASS
Band7	10MHz	16QAM	21100	25RB#25	19.77	PASS

Band7	10MHz	16QAM	21100	50RB#0	19.80	PASS
Band7	10MHz	QPSK	21400	1RB#0	21.75	PASS
Band7	10MHz	QPSK	21400	1RB#24	21.94	PASS
Band7	10MHz	QPSK	21400	1RB#49	21.68	PASS
Band7	10MHz	QPSK	21400	25RB#0	20.85	PASS
Band7	10MHz	QPSK	21400	25RB#12	20.83	PASS
Band7	10MHz	QPSK	21400	25RB#25	20.68	PASS
Band7	10MHz	QPSK	21400	50RB#0	20.77	PASS
Band7	10MHz	16QAM	21400	1RB#0	20.49	PASS
Band7	10MHz	16QAM	21400	1RB#24	20.84	PASS
Band7	10MHz	16QAM	21400	1RB#49	20.41	PASS
Band7	10MHz	16QAM	21400	25RB#0	19.88	PASS
Band7	10MHz	16QAM	21400	25RB#12	19.79	PASS
Band7	10MHz	16QAM	21400	25RB#25	19.74	PASS
Band7	10MHz	16QAM	21400	50RB#0	19.76	PASS
Band7	15MHz	QPSK	20825	1RB#0	21.63	PASS
Band7	15MHz	QPSK	20825	1RB#38	21.83	PASS
Band7	15MHz	QPSK	20825	1RB#74	21.65	PASS
Band7	15MHz	QPSK	20825	38RB#0	20.86	PASS
Band7	15MHz	QPSK	20825	38RB#18	20.87	PASS
Band7	15MHz	QPSK	20825	38RB#37	20.88	PASS
Band7	15MHz	QPSK	20825	75RB#0	20.87	PASS
Band7	15MHz	16QAM	20825	1RB#0	20.65	PASS
Band7	15MHz	16QAM	20825	1RB#38	20.73	PASS
Band7	15MHz	16QAM	20825	1RB#74	20.61	PASS
Band7	15MHz	16QAM	20825	38RB#0	20.88	PASS
Band7	15MHz	16QAM	20825	38RB#18	19.88	PASS
Band7	15MHz	16QAM	20825	38RB#37	20.89	PASS
Band7	15MHz	16QAM	20825	75RB#0	19.79	PASS
Band7	15MHz	QPSK	21100	1RB#0	21.68	PASS
Band7	15MHz	QPSK	21100	1RB#38	21.91	PASS
Band7	15MHz	QPSK	21100	1RB#74	21.50	PASS
Band7	15MHz	QPSK	21100	38RB#0	20.80	PASS
Band7	15MHz	QPSK	21100	38RB#18	20.90	PASS
Band7	15MHz	QPSK	21100	38RB#37	20.85	PASS
Band7	15MHz	QPSK	21100	75RB#0	20.81	PASS
Band7	15MHz	16QAM	21100	1RB#0	20.78	PASS
Band7	15MHz	16QAM	21100	1RB#38	20.75	PASS
Band7	15MHz	16QAM	21100	1RB#74	20.63	PASS
Band7	15MHz	16QAM	21100	38RB#0	20.83	PASS
Band7	15MHz	16QAM	21100	38RB#18	19.81	PASS
Band7	15MHz	16QAM	21100	38RB#37	20.84	PASS

Band7	15MHz	16QAM	21100	75RB#0	19.78	PASS
Band7	15MHz	QPSK	21375	1RB#0	21.63	PASS
Band7	15MHz	QPSK	21375	1RB#38	21.78	PASS
Band7	15MHz	QPSK	21375	1RB#74	21.50	PASS
Band7	15MHz	QPSK	21375	38RB#0	20.81	PASS
Band7	15MHz	QPSK	21375	38RB#18	20.79	PASS
Band7	15MHz	QPSK	21375	38RB#37	20.76	PASS
Band7	15MHz	QPSK	21375	75RB#0	20.78	PASS
Band7	15MHz	16QAM	21375	1RB#0	20.42	PASS
Band7	15MHz	16QAM	21375	1RB#38	20.67	PASS
Band7	15MHz	16QAM	21375	1RB#74	20.22	PASS
Band7	15MHz	16QAM	21375	38RB#0	20.78	PASS
Band7	15MHz	16QAM	21375	38RB#18	19.75	PASS
Band7	15MHz	16QAM	21375	38RB#37	20.79	PASS
Band7	15MHz	16QAM	21375	75RB#0	19.69	PASS
Band7	20MHz	QPSK	20850	1RB#0	21.53	PASS
Band7	20MHz	QPSK	20850	1RB#49	**22.49**	PASS
Band7	20MHz	QPSK	20850	1RB#99	21.53	PASS
Band7	20MHz	QPSK	20850	50RB#0	20.92	PASS
Band7	20MHz	QPSK	20850	50RB#25	20.82	PASS
Band7	20MHz	QPSK	20850	50RB#50	20.76	PASS
Band7	20MHz	QPSK	20850	100RB#0	20.82	PASS
Band7	20MHz	16QAM	20850	1RB#0	20.42	PASS
Band7	20MHz	16QAM	20850	1RB#49	20.95	PASS
Band7	20MHz	16QAM	20850	1RB#99	20.39	PASS
Band7	20MHz	16QAM	20850	50RB#0	21.89	PASS
Band7	20MHz	16QAM	20850	50RB#25	21.79	PASS
Band7	20MHz	16QAM	20850	50RB#50	21.76	PASS
Band7	20MHz	16QAM	20850	100RB#0	21.85	PASS
Band7	20MHz	QPSK	21100	1RB#0	21.57	PASS
Band7	20MHz	QPSK	21100	1RB#49	21.92	PASS
Band7	20MHz	QPSK	21100	1RB#99	21.40	PASS
Band7	20MHz	QPSK	21100	50RB#0	20.80	PASS
Band7	20MHz	QPSK	21100	50RB#25	20.77	PASS
Band7	20MHz	QPSK	21100	50RB#50	20.61	PASS
Band7	20MHz	QPSK	21100	100RB#0	20.66	PASS
Band7	20MHz	16QAM	21100	1RB#0	20.65	PASS
Band7	20MHz	16QAM	21100	1RB#49	20.99	PASS
Band7	20MHz	16QAM	21100	1RB#99	20.53	PASS
Band7	20MHz	16QAM	21100	50RB#0	20.75	PASS
Band7	20MHz	16QAM	21100	50RB#25	20.80	PASS
Band7	20MHz	16QAM	21100	50RB#50	20.63	PASS

Band7	20MHz	16QAM	21100	100RB#0	20.68	PASS
Band7	20MHz	QPSK	21350	1RB#0	21.54	PASS
Band7	20MHz	QPSK	21350	1RB#49	21.90	PASS
Band7	20MHz	QPSK	21350	1RB#99	21.35	PASS
Band7	20MHz	QPSK	21350	50RB#0	20.79	PASS
Band7	20MHz	QPSK	21350	50RB#25	20.75	PASS
Band7	20MHz	QPSK	21350	50RB#50	20.61	PASS
Band7	20MHz	QPSK	21350	100RB#0	20.72	PASS
Band7	20MHz	16QAM	21350	1RB#0	20.31	PASS
Band7	20MHz	16QAM	21350	1RB#49	20.73	PASS
Band7	20MHz	16QAM	21350	1RB#99	20.14	PASS
Band7	20MHz	16QAM	21350	50RB#0	19.88	PASS
Band7	20MHz	16QAM	21350	50RB#25	19.75	PASS
Band7	20MHz	16QAM	21350	50RB#50	19.66	PASS
Band7	20MHz	16QAM	21350	100RB#0	19.73	PASS

TDD-LTE Band 38:

Band	Bandwidth	Modulation	Channel	RB Configuration	Result(dBm)	Verdict
Band38	5MHz	QPSK	37775	1RB#0	21.98	PASS
Band38	5MHz	QPSK	37775	1RB#12	22.24	PASS
Band38	5MHz	QPSK	37775	1RB#24	21.89	PASS
Band38	5MHz	QPSK	37775	12RB#0	21.09	PASS
Band38	5MHz	QPSK	37775	12RB#6	21.11	PASS
Band38	5MHz	QPSK	37775	12RB#13	21.01	PASS
Band38	5MHz	QPSK	37775	25RB#0	21.08	PASS
Band38	5MHz	16QAM	37775	1RB#0	21.30	PASS
Band38	5MHz	16QAM	37775	1RB#12	21.63	PASS
Band38	5MHz	16QAM	37775	1RB#24	21.24	PASS
Band38	5MHz	16QAM	37775	12RB#0	20.08	PASS
Band38	5MHz	16QAM	37775	12RB#6	20.11	PASS
Band38	5MHz	16QAM	37775	12RB#13	20.00	PASS
Band38	5MHz	16QAM	37775	25RB#0	20.09	PASS
Band38	5MHz	QPSK	38000	1RB#0	21.87	PASS
Band38	5MHz	QPSK	38000	1RB#12	22.12	PASS
Band38	5MHz	QPSK	38000	1RB#24	21.82	PASS
Band38	5MHz	QPSK	38000	12RB#0	20.98	PASS
Band38	5MHz	QPSK	38000	12RB#6	21.05	PASS
Band38	5MHz	QPSK	38000	12RB#13	20.93	PASS
Band38	5MHz	QPSK	38000	25RB#0	20.96	PASS
Band38	5MHz	16QAM	38000	1RB#0	21.01	PASS
Band38	5MHz	16QAM	38000	1RB#12	21.27	PASS

Band38	5MHz	16QAM	38000	1RB#24	20.96	PASS
Band38	5MHz	16QAM	38000	12RB#0	20.05	PASS
Band38	5MHz	16QAM	38000	12RB#6	20.04	PASS
Band38	5MHz	16QAM	38000	12RB#13	19.96	PASS
Band38	5MHz	16QAM	38000	25RB#0	19.99	PASS
Band38	5MHz	QPSK	38225	1RB#0	21.84	PASS
Band38	5MHz	QPSK	38225	1RB#12	22.15	PASS
Band38	5MHz	QPSK	38225	1RB#24	21.80	PASS
Band38	5MHz	QPSK	38225	12RB#0	20.92	PASS
Band38	5MHz	QPSK	38225	12RB#6	20.94	PASS
Band38	5MHz	QPSK	38225	12RB#13	20.80	PASS
Band38	5MHz	QPSK	38225	25RB#0	20.84	PASS
Band38	5MHz	16QAM	38225	1RB#0	20.86	PASS
Band38	5MHz	16QAM	38225	1RB#12	21.09	PASS
Band38	5MHz	16QAM	38225	1RB#24	20.78	PASS
Band38	5MHz	16QAM	38225	12RB#0	19.84	PASS
Band38	5MHz	16QAM	38225	12RB#6	19.84	PASS
Band38	5MHz	16QAM	38225	12RB#13	19.76	PASS
Band38	5MHz	16QAM	38225	25RB#0	19.84	PASS
Band38	10MHz	QPSK	37800	1RB#0	22.01	PASS
Band38	10MHz	QPSK	37800	1RB#24	22.17	PASS
Band38	10MHz	QPSK	37800	1RB#49	21.91	PASS
Band38	10MHz	QPSK	37800	25RB#0	21.13	PASS
Band38	10MHz	QPSK	37800	25RB#12	21.07	PASS
Band38	10MHz	QPSK	37800	25RB#25	21.04	PASS
Band38	10MHz	QPSK	37800	50RB#0	21.09	PASS
Band38	10MHz	16QAM	37800	1RB#0	21.24	PASS
Band38	10MHz	16QAM	37800	1RB#24	21.35	PASS
Band38	10MHz	16QAM	37800	1RB#49	21.16	PASS
Band38	10MHz	16QAM	37800	25RB#0	20.21	PASS
Band38	10MHz	16QAM	37800	25RB#12	20.11	PASS
Band38	10MHz	16QAM	37800	25RB#25	20.14	PASS
Band38	10MHz	16QAM	37800	50RB#0	20.11	PASS
Band38	10MHz	QPSK	38000	1RB#0	22.01	PASS
Band38	10MHz	QPSK	38000	1RB#24	22.14	PASS
Band38	10MHz	QPSK	38000	1RB#49	21.93	PASS
Band38	10MHz	QPSK	38000	25RB#0	21.07	PASS
Band38	10MHz	QPSK	38000	25RB#12	21.04	PASS
Band38	10MHz	QPSK	38000	25RB#25	20.96	PASS
Band38	10MHz	QPSK	38000	50RB#0	21.01	PASS
Band38	10MHz	16QAM	38000	1RB#0	20.72	PASS
Band38	10MHz	16QAM	38000	1RB#24	20.78	PASS

Band38	10MHz	16QAM	38000	1RB#49	20.58	PASS
Band38	10MHz	16QAM	38000	25RB#0	20.09	PASS
Band38	10MHz	16QAM	38000	25RB#12	20.06	PASS
Band38	10MHz	16QAM	38000	25RB#25	19.99	PASS
Band38	10MHz	16QAM	38000	50RB#0	20.04	PASS
Band38	10MHz	QPSK	38200	1RB#0	21.96	PASS
Band38	10MHz	QPSK	38200	1RB#24	22.04	PASS
Band38	10MHz	QPSK	38200	1RB#49	21.81	PASS
Band38	10MHz	QPSK	38200	25RB#0	21.03	PASS
Band38	10MHz	QPSK	38200	25RB#12	20.97	PASS
Band38	10MHz	QPSK	38200	25RB#25	20.84	PASS
Band38	10MHz	QPSK	38200	50RB#0	20.96	PASS
Band38	10MHz	16QAM	38200	1RB#0	20.88	PASS
Band38	10MHz	16QAM	38200	1RB#24	20.92	PASS
Band38	10MHz	16QAM	38200	1RB#49	20.74	PASS
Band38	10MHz	16QAM	38200	25RB#0	20.04	PASS
Band38	10MHz	16QAM	38200	25RB#12	19.99	PASS
Band38	10MHz	16QAM	38200	25RB#25	19.86	PASS
Band38	10MHz	16QAM	38200	50RB#0	19.94	PASS
Band38	15MHz	QPSK	37825	1RB#0	21.94	PASS
Band38	15MHz	QPSK	37825	1RB#38	22.04	PASS
Band38	15MHz	QPSK	37825	1RB#74	21.76	PASS
Band38	15MHz	QPSK	37825	38RB#0	21.01	PASS
Band38	15MHz	QPSK	37825	38RB#18	21.07	PASS
Band38	15MHz	QPSK	37825	38RB#37	21.01	PASS
Band38	15MHz	QPSK	37825	75RB#0	21.02	PASS
Band38	15MHz	16QAM	37825	1RB#0	21.16	PASS
Band38	15MHz	16QAM	37825	1RB#38	21.17	PASS
Band38	15MHz	16QAM	37825	1RB#74	20.97	PASS
Band38	15MHz	16QAM	37825	38RB#0	21.06	PASS
Band38	15MHz	16QAM	37825	38RB#18	20.10	PASS
Band38	15MHz	16QAM	37825	38RB#37	21.04	PASS
Band38	15MHz	16QAM	37825	75RB#0	20.08	PASS
Band38	15MHz	QPSK	38000	1RB#0	21.97	PASS
Band38	15MHz	QPSK	38000	1RB#38	21.97	PASS
Band38	15MHz	QPSK	38000	1RB#74	21.78	PASS
Band38	15MHz	QPSK	38000	38RB#0	20.98	PASS
Band38	15MHz	QPSK	38000	38RB#18	21.02	PASS
Band38	15MHz	QPSK	38000	38RB#37	21.00	PASS
Band38	15MHz	QPSK	38000	75RB#0	20.98	PASS
Band38	15MHz	16QAM	38000	1RB#0	20.78	PASS
Band38	15MHz	16QAM	38000	1RB#38	20.84	PASS

Band38	15MHz	16QAM	38000	1RB#74	20.59	PASS
Band38	15MHz	16QAM	38000	38RB#0	20.97	PASS
Band38	15MHz	16QAM	38000	38RB#18	19.98	PASS
Band38	15MHz	16QAM	38000	38RB#37	21.01	PASS
Band38	15MHz	16QAM	38000	75RB#0	20.00	PASS
Band38	15MHz	QPSK	38175	1RB#0	21.85	PASS
Band38	15MHz	QPSK	38175	1RB#38	21.88	PASS
Band38	15MHz	QPSK	38175	1RB#74	21.62	PASS
Band38	15MHz	QPSK	38175	38RB#0	20.95	PASS
Band38	15MHz	QPSK	38175	38RB#18	20.97	PASS
Band38	15MHz	QPSK	38175	38RB#37	20.93	PASS
Band38	15MHz	QPSK	38175	75RB#0	20.91	PASS
Band38	15MHz	16QAM	38175	1RB#0	20.75	PASS
Band38	15MHz	16QAM	38175	1RB#38	20.81	PASS
Band38	15MHz	16QAM	38175	1RB#74	20.55	PASS
Band38	15MHz	16QAM	38175	38RB#0	20.95	PASS
Band38	15MHz	16QAM	38175	38RB#18	19.99	PASS
Band38	15MHz	16QAM	38175	38RB#37	20.91	PASS
Band38	15MHz	16QAM	38175	75RB#0	19.94	PASS
Band38	20MHz	QPSK	37850	1RB#0	21.84	PASS
Band38	20MHz	QPSK	37850	1RB#49	**22.31**	PASS
Band38	20MHz	QPSK	37850	1RB#99	21.68	PASS
Band38	20MHz	QPSK	37850	50RB#0	21.08	PASS
Band38	20MHz	QPSK	37850	50RB#25	21.07	PASS
Band38	20MHz	QPSK	37850	50RB#50	20.96	PASS
Band38	20MHz	QPSK	37850	100RB#0	21.05	PASS
Band38	20MHz	16QAM	37850	1RB#0	20.89	PASS
Band38	20MHz	16QAM	37850	1RB#49	21.25	PASS
Band38	20MHz	16QAM	37850	1RB#99	20.75	PASS
Band38	20MHz	16QAM	37850	50RB#0	20.15	PASS
Band38	20MHz	16QAM	37850	50RB#25	20.15	PASS
Band38	20MHz	16QAM	37850	50RB#50	20.03	PASS
Band38	20MHz	16QAM	37850	100RB#0	20.05	PASS
Band38	20MHz	QPSK	38000	1RB#0	21.75	PASS
Band38	20MHz	QPSK	38000	1RB#49	22.16	PASS
Band38	20MHz	QPSK	38000	1RB#99	21.53	PASS
Band38	20MHz	QPSK	38000	50RB#0	21.08	PASS
Band38	20MHz	QPSK	38000	50RB#25	21.00	PASS
Band38	20MHz	QPSK	38000	50RB#50	20.85	PASS
Band38	20MHz	QPSK	38000	100RB#0	20.99	PASS
Band38	20MHz	16QAM	38000	1RB#0	20.38	PASS
Band38	20MHz	16QAM	38000	1RB#49	21.11	PASS

Band38	20MHz	16QAM	38000	1RB#99	20.14	PASS
Band38	20MHz	16QAM	38000	50RB#0	20.12	PASS
Band38	20MHz	16QAM	38000	50RB#25	20.09	PASS
Band38	20MHz	16QAM	38000	50RB#50	19.93	PASS
Band38	20MHz	16QAM	38000	100RB#0	20.00	PASS
Band38	20MHz	QPSK	38150	1RB#0	21.80	PASS
Band38	20MHz	QPSK	38150	1RB#49	22.09	PASS
Band38	20MHz	QPSK	38150	1RB#99	21.53	PASS
Band38	20MHz	QPSK	38150	50RB#0	21.01	PASS
Band38	20MHz	QPSK	38150	50RB#25	20.91	PASS
Band38	20MHz	QPSK	38150	50RB#50	20.74	PASS
Band38	20MHz	QPSK	38150	100RB#0	20.89	PASS
Band38	20MHz	16QAM	38150	1RB#0	20.52	PASS
Band38	20MHz	16QAM	38150	1RB#49	21.11	PASS
Band38	20MHz	16QAM	38150	1RB#99	20.22	PASS
Band38	20MHz	16QAM	38150	50RB#0	20.06	PASS
Band38	20MHz	16QAM	38150	50RB#25	19.92	PASS
Band38	20MHz	16QAM	38150	50RB#50	19.72	PASS
Band38	20MHz	16QAM	38150	100RB#0	19.93	PASS

TDD-LTE Band 40(2305-2315MHz):

Band	Bandwidth	Modulation	Channel	RB Configuration	Result(dBm)	Verdict
40(2305-2315)	5MHz	QPSK	38725	1RB#0	21.97	PASS
40(2305-2315)	5MHz	QPSK	38725	1RB#24	22.70	PASS
40(2305-2315)	5MHz	QPSK	38725	1RB#49	21.37	PASS
40(2305-2315)	5MHz	QPSK	38725	25RB#0	20.20	PASS
40(2305-2315)	5MHz	QPSK	38725	25RB#12	20.83	PASS
40(2305-2315)	5MHz	QPSK	38725	25RB#25	20.45	PASS
40(2305-2315)	5MHz	QPSK	38725	50RB#0	20.82	PASS
40(2305-2315)	5MHz	16QAM	38725	1RB#0	21.80	PASS
40(2305-2315)	5MHz	16QAM	38725	1RB#24	21.86	PASS
40(2305-2315)	5MHz	16QAM	38725	1RB#49	21.64	PASS
40(2305-2315)	5MHz	16QAM	38725	25RB#0	20.01	PASS
40(2305-2315)	5MHz	16QAM	38725	25RB#12	20.26	PASS
40(2305-2315)	5MHz	16QAM	38725	25RB#25	20.11	PASS
40(2305-2315)	5MHz	16QAM	38725	50RB#0	19.87	PASS
40(2305-2315)	5MHz	QPSK	38750	1RB#0	22.25	PASS
40(2305-2315)	5MHz	QPSK	38750	1RB#24	22.08	PASS
40(2305-2315)	5MHz	QPSK	38750	1RB#49	21.91	PASS
40(2305-2315)	5MHz	QPSK	38750	25RB#0	19.96	PASS
40(2305-2315)	5MHz	QPSK	38750	25RB#12	19.51	PASS

40(2305-2315)	5MHz	QPSK	38750	25RB#25	19.36	PASS
40(2305-2315)	5MHz	QPSK	38750	50RB#0	20.04	PASS
40(2305-2315)	5MHz	16QAM	38750	1RB#0	21.82	PASS
40(2305-2315)	5MHz	16QAM	38750	1RB#24	22.36	PASS
40(2305-2315)	5MHz	16QAM	38750	1RB#49	21.79	PASS
40(2305-2315)	5MHz	16QAM	38750	25RB#0	19.24	PASS
40(2305-2315)	5MHz	16QAM	38750	25RB#12	19.36	PASS
40(2305-2315)	5MHz	16QAM	38750	25RB#25	19.33	PASS
40(2305-2315)	5MHz	16QAM	38750	50RB#0	20.41	PASS
40(2305-2315)	5MHz	QPSK	38775	1RB#0	22.71	PASS
40(2305-2315)	5MHz	QPSK	38775	1RB#24	22.37	PASS
40(2305-2315)	5MHz	QPSK	38775	1RB#49	21.96	PASS
40(2305-2315)	5MHz	QPSK	38775	25RB#0	20.43	PASS
40(2305-2315)	5MHz	QPSK	38775	25RB#12	19.69	PASS
40(2305-2315)	5MHz	QPSK	38775	25RB#25	19.54	PASS
40(2305-2315)	5MHz	QPSK	38775	50RB#0	20.74	PASS
40(2305-2315)	5MHz	16QAM	38775	1RB#0	21.69	PASS
40(2305-2315)	5MHz	16QAM	38775	1RB#24	21.99	PASS
40(2305-2315)	5MHz	16QAM	38775	1RB#49	21.79	PASS
40(2305-2315)	5MHz	16QAM	38775	25RB#0	19.49	PASS
40(2305-2315)	5MHz	16QAM	38775	25RB#12	19.54	PASS
40(2305-2315)	5MHz	16QAM	38775	25RB#25	19.21	PASS
40(2305-2315)	5MHz	16QAM	38775	50RB#0	19.51	PASS
40(2305-2315)	10MHz	QPSK	38750	1RB#0	22.26	PASS
40(2305-2315)	10MHz	QPSK	38750	1RB#24	22.61	PASS
40(2305-2315)	10MHz	QPSK	38750	1RB#49	**22.75**	PASS
40(2305-2315)	10MHz	QPSK	38750	25RB#0	19.99	PASS
40(2305-2315)	10MHz	QPSK	38750	25RB#12	20.12	PASS
40(2305-2315)	10MHz	QPSK	38750	25RB#25	19.70	PASS
40(2305-2315)	10MHz	QPSK	38750	50RB#0	19.82	PASS
40(2305-2315)	10MHz	16QAM	38750	1RB#0	21.24	PASS
40(2305-2315)	10MHz	16QAM	38750	1RB#24	21.74	PASS
40(2305-2315)	10MHz	16QAM	38750	1RB#49	22.17	PASS
40(2305-2315)	10MHz	16QAM	38750	25RB#0	19.43	PASS
40(2305-2315)	10MHz	16QAM	38750	25RB#12	19.30	PASS
40(2305-2315)	10MHz	16QAM	38750	25RB#25	19.60	PASS
40(2305-2315)	10MHz	16QAM	38750	50RB#0	19.75	PASS

TDD-LTE Band 40(2350-2360MHz):

Band	Bandwidth	Modulation	Channel	RB Configuration	Result(dBm)	Verdict
40(2350-2360)	5MHz	QPSK	39175	1RB#0	23.25	PASS
40(2350-2360)	5MHz	QPSK	39175	1RB#24	22.72	PASS
40(2350-2360)	5MHz	QPSK	39175	1RB#49	23.53	PASS
40(2350-2360)	5MHz	QPSK	39175	25RB#0	20.62	PASS
40(2350-2360)	5MHz	QPSK	39175	25RB#12	20.79	PASS
40(2350-2360)	5MHz	QPSK	39175	25RB#25	20.79	PASS
40(2350-2360)	5MHz	QPSK	39175	50RB#0	21.34	PASS
40(2350-2360)	5MHz	16QAM	39175	1RB#0	21.96	PASS
40(2350-2360)	5MHz	16QAM	39175	1RB#24	22.66	PASS
40(2350-2360)	5MHz	16QAM	39175	1RB#49	23.62	PASS
40(2350-2360)	5MHz	16QAM	39175	25RB#0	20.16	PASS
40(2350-2360)	5MHz	16QAM	39175	25RB#12	21.15	PASS
40(2350-2360)	5MHz	16QAM	39175	25RB#25	21.04	PASS
40(2350-2360)	5MHz	16QAM	39175	50RB#0	21.31	PASS
40(2350-2360)	5MHz	QPSK	39200	1RB#0	22.97	PASS
40(2350-2360)	5MHz	QPSK	39200	1RB#24	23.49	PASS
40(2350-2360)	5MHz	QPSK	39200	1RB#49	23.28	PASS
40(2350-2360)	5MHz	QPSK	39200	25RB#0	21.06	PASS
40(2350-2360)	5MHz	QPSK	39200	25RB#12	20.87	PASS
40(2350-2360)	5MHz	QPSK	39200	25RB#25	21.18	PASS
40(2350-2360)	5MHz	QPSK	39200	50RB#0	20.75	PASS
40(2350-2360)	5MHz	16QAM	39200	1RB#0	23.18	PASS
40(2350-2360)	5MHz	16QAM	39200	1RB#24	22.66	PASS
40(2350-2360)	5MHz	16QAM	39200	1RB#49	23.71	PASS
40(2350-2360)	5MHz	16QAM	39200	25RB#0	20.57	PASS
40(2350-2360)	5MHz	16QAM	39200	25RB#12	20.81	PASS
40(2350-2360)	5MHz	16QAM	39200	25RB#25	20.80	PASS
40(2350-2360)	5MHz	16QAM	39200	50RB#0	20.70	PASS
40(2350-2360)	5MHz	QPSK	39225	1RB#0	23.73	PASS
40(2350-2360)	5MHz	QPSK	39225	1RB#24	23.31	PASS
40(2350-2360)	5MHz	QPSK	39225	1RB#49	23.52	PASS
40(2350-2360)	5MHz	QPSK	39225	25RB#0	20.66	PASS
40(2350-2360)	5MHz	QPSK	39225	25RB#12	20.92	PASS
40(2350-2360)	5MHz	QPSK	39225	25RB#25	20.83	PASS
40(2350-2360)	5MHz	QPSK	39225	50RB#0	21.25	PASS
40(2350-2360)	5MHz	16QAM	39225	1RB#0	23.09	PASS
40(2350-2360)	5MHz	16QAM	39225	1RB#24	22.86	PASS
40(2350-2360)	5MHz	16QAM	39225	1RB#49	23.43	PASS
40(2350-2360)	5MHz	16QAM	39225	25RB#0	20.08	PASS

40(2350-2360)	5MHz	16QAM	39225	25RB#12	21.30	PASS
40(2350-2360)	5MHz	16QAM	39225	25RB#25	21.07	PASS
40(2350-2360)	5MHz	16QAM	39225	50RB#0	20.96	PASS
40(2350-2360)	10MHz	QPSK	39200	1RB#0	23.27	PASS
40(2350-2360)	10MHz	QPSK	39200	1RB#24	23.75	PASS
40(2350-2360)	10MHz	QPSK	39200	1RB#49	**23.87**	PASS
40(2350-2360)	10MHz	QPSK	39200	25RB#0	21.16	PASS
40(2350-2360)	10MHz	QPSK	39200	25RB#12	20.91	PASS
40(2350-2360)	10MHz	QPSK	39200	25RB#25	20.66	PASS
40(2350-2360)	10MHz	QPSK	39200	50RB#0	19.26	PASS
40(2350-2360)	10MHz	16QAM	39200	1RB#0	22.24	PASS
40(2350-2360)	10MHz	16QAM	39200	1RB#24	22.66	PASS
40(2350-2360)	10MHz	16QAM	39200	1RB#49	23.11	PASS
40(2350-2360)	10MHz	16QAM	39200	25RB#0	20.34	PASS
40(2350-2360)	10MHz	16QAM	39200	25RB#12	20.06	PASS
40(2350-2360)	10MHz	16QAM	39200	25RB#25	20.02	PASS
40(2350-2360)	10MHz	16QAM	39200	50RB#0	18.23	PASS

TDD-LTE Band 41:

Band	Bandwidth	Modulation	Channel	RB Configuration	Result(dBm)	Verdict
Band41	5MHz	QPSK	39675	1RB#0	21.16	PASS
Band41	5MHz	QPSK	39675	1RB#12	21.32	PASS
Band41	5MHz	QPSK	39675	1RB#24	21.12	PASS
Band41	5MHz	QPSK	39675	12RB#0	21.75	PASS
Band41	5MHz	QPSK	39675	12RB#6	22.19	PASS
Band41	5MHz	QPSK	39675	12RB#13	21.54	PASS
Band41	5MHz	QPSK	39675	25RB#0	21.37	PASS
Band41	5MHz	16QAM	39675	1RB#0	21.66	PASS
Band41	5MHz	16QAM	39675	1RB#12	21.33	PASS
Band41	5MHz	16QAM	39675	1RB#24	21.76	PASS
Band41	5MHz	16QAM	39675	12RB#0	21.54	PASS
Band41	5MHz	16QAM	39675	12RB#6	21.38	PASS
Band41	5MHz	16QAM	39675	12RB#13	21.63	PASS
Band41	5MHz	16QAM	39675	25RB#0	21.37	PASS
Band41	5MHz	QPSK	40620	1RB#0	21.54	PASS
Band41	5MHz	QPSK	40620	1RB#12	21.70	PASS
Band41	5MHz	QPSK	40620	1RB#24	22.28	PASS
Band41	5MHz	QPSK	40620	12RB#0	21.45	PASS
Band41	5MHz	QPSK	40620	12RB#6	21.55	PASS
Band41	5MHz	QPSK	40620	12RB#13	21.40	PASS
Band41	5MHz	QPSK	40620	25RB#0	21.45	PASS

Band41	5MHz	16QAM	40620	1RB#0	21.53	PASS
Band41	5MHz	16QAM	40620	1RB#12	21.83	PASS
Band41	5MHz	16QAM	40620	1RB#24	21.45	PASS
Band41	5MHz	16QAM	40620	12RB#0	20.51	PASS
Band41	5MHz	16QAM	40620	12RB#6	20.53	PASS
Band41	5MHz	16QAM	40620	12RB#13	20.45	PASS
Band41	5MHz	16QAM	40620	25RB#0	20.48	PASS
Band41	5MHz	QPSK	41565	1RB#0	22.62	PASS
Band41	5MHz	QPSK	41565	1RB#12	23.05	PASS
Band41	5MHz	QPSK	41565	1RB#24	22.64	PASS
Band41	5MHz	QPSK	41565	12RB#0	21.70	PASS
Band41	5MHz	QPSK	41565	12RB#6	21.73	PASS
Band41	5MHz	QPSK	41565	12RB#13	21.63	PASS
Band41	5MHz	QPSK	41565	25RB#0	21.67	PASS
Band41	5MHz	16QAM	41565	1RB#0	21.61	PASS
Band41	5MHz	16QAM	41565	1RB#12	22.01	PASS
Band41	5MHz	16QAM	41565	1RB#24	21.61	PASS
Band41	5MHz	16QAM	41565	12RB#0	20.59	PASS
Band41	5MHz	16QAM	41565	12RB#6	20.62	PASS
Band41	5MHz	16QAM	41565	12RB#13	20.59	PASS
Band41	5MHz	16QAM	41565	25RB#0	20.63	PASS
Band41	10MHz	QPSK	39700	1RB#0	22.39	PASS
Band41	10MHz	QPSK	39700	1RB#24	22.03	PASS
Band41	10MHz	QPSK	39700	1RB#49	21.57	PASS
Band41	10MHz	QPSK	39700	25RB#0	22.06	PASS
Band41	10MHz	QPSK	39700	25RB#12	22.83	PASS
Band41	10MHz	QPSK	39700	25RB#25	22.66	PASS
Band41	10MHz	QPSK	39700	50RB#0	21.09	PASS
Band41	10MHz	16QAM	39700	1RB#0	22.57	PASS
Band41	10MHz	16QAM	39700	1RB#24	21.68	PASS
Band41	10MHz	16QAM	39700	1RB#49	21.52	PASS
Band41	10MHz	16QAM	39700	25RB#0	21.52	PASS
Band41	10MHz	16QAM	39700	25RB#12	21.38	PASS
Band41	10MHz	16QAM	39700	25RB#25	22.25	PASS
Band41	10MHz	16QAM	39700	50RB#0	21.79	PASS
Band41	10MHz	QPSK	40620	1RB#0	22.47	PASS
Band41	10MHz	QPSK	40620	1RB#24	22.61	PASS
Band41	10MHz	QPSK	40620	1RB#49	22.41	PASS
Band41	10MHz	QPSK	40620	25RB#0	21.55	PASS
Band41	10MHz	QPSK	40620	25RB#12	21.50	PASS
Band41	10MHz	QPSK	40620	25RB#25	21.46	PASS
Band41	10MHz	QPSK	40620	50RB#0	21.50	PASS

Band41	10MHz	16QAM	40620	1RB#0	21.41	PASS
Band41	10MHz	16QAM	40620	1RB#24	21.49	PASS
Band41	10MHz	16QAM	40620	1RB#49	21.31	PASS
Band41	10MHz	16QAM	40620	25RB#0	20.63	PASS
Band41	10MHz	16QAM	40620	25RB#12	20.52	PASS
Band41	10MHz	16QAM	40620	25RB#25	20.49	PASS
Band41	10MHz	16QAM	40620	50RB#0	20.51	PASS
Band41	10MHz	QPSK	41540	1RB#0	22.61	PASS
Band41	10MHz	QPSK	41540	1RB#24	22.82	PASS
Band41	10MHz	QPSK	41540	1RB#49	22.64	PASS
Band41	10MHz	QPSK	41540	25RB#0	21.72	PASS
Band41	10MHz	QPSK	41540	25RB#12	21.74	PASS
Band41	10MHz	QPSK	41540	25RB#25	21.68	PASS
Band41	10MHz	QPSK	41540	50RB#0	21.71	PASS
Band41	10MHz	16QAM	41540	1RB#0	21.80	PASS
Band41	10MHz	16QAM	41540	1RB#24	21.93	PASS
Band41	10MHz	16QAM	41540	1RB#49	21.80	PASS
Band41	10MHz	16QAM	41540	25RB#0	20.75	PASS
Band41	10MHz	16QAM	41540	25RB#12	20.71	PASS
Band41	10MHz	16QAM	41540	25RB#25	20.72	PASS
Band41	10MHz	16QAM	41540	50RB#0	20.67	PASS
Band41	15MHz	QPSK	39725	1RB#0	22.47	PASS
Band41	15MHz	QPSK	39725	1RB#38	22.59	PASS
Band41	15MHz	QPSK	39725	1RB#74	22.85	PASS
Band41	15MHz	QPSK	39725	38RB#0	22.60	PASS
Band41	15MHz	QPSK	39725	38RB#18	21.90	PASS
Band41	15MHz	QPSK	39725	38RB#37	22.61	PASS
Band41	15MHz	QPSK	39725	75RB#0	22.43	PASS
Band41	15MHz	16QAM	39725	1RB#0	23.09	PASS
Band41	15MHz	16QAM	39725	1RB#38	22.08	PASS
Band41	15MHz	16QAM	39725	1RB#74	21.87	PASS
Band41	15MHz	16QAM	39725	38RB#0	22.45	PASS
Band41	15MHz	16QAM	39725	38RB#18	23.00	PASS
Band41	15MHz	16QAM	39725	38RB#37	22.46	PASS
Band41	15MHz	16QAM	39725	75RB#0	22.99	PASS
Band41	15MHz	QPSK	40620	1RB#0	22.53	PASS
Band41	15MHz	QPSK	40620	1RB#38	22.58	PASS
Band41	15MHz	QPSK	40620	1RB#74	22.42	PASS
Band41	15MHz	QPSK	40620	38RB#0	21.60	PASS
Band41	15MHz	QPSK	40620	38RB#18	21.61	PASS
Band41	15MHz	QPSK	40620	38RB#37	21.57	PASS
Band41	15MHz	QPSK	40620	75RB#0	21.57	PASS

Band41	15MHz	16QAM	40620	1RB#0	21.30	PASS
Band41	15MHz	16QAM	40620	1RB#38	21.44	PASS
Band41	15MHz	16QAM	40620	1RB#74	21.21	PASS
Band41	15MHz	16QAM	40620	38RB#0	21.56	PASS
Band41	15MHz	16QAM	40620	38RB#18	20.56	PASS
Band41	15MHz	16QAM	40620	38RB#37	21.57	PASS
Band41	15MHz	16QAM	40620	75RB#0	20.58	PASS
Band41	15MHz	QPSK	41515	1RB#0	22.47	PASS
Band41	15MHz	QPSK	41515	1RB#38	22.67	PASS
Band41	15MHz	QPSK	41515	1RB#74	22.49	PASS
Band41	15MHz	QPSK	41515	38RB#0	21.64	PASS
Band41	15MHz	QPSK	41515	38RB#18	21.69	PASS
Band41	15MHz	QPSK	41515	38RB#37	21.63	PASS
Band41	15MHz	QPSK	41515	75RB#0	21.64	PASS
Band41	15MHz	16QAM	41515	1RB#0	21.41	PASS
Band41	15MHz	16QAM	41515	1RB#38	21.56	PASS
Band41	15MHz	16QAM	41515	1RB#74	21.40	PASS
Band41	15MHz	16QAM	41515	38RB#0	21.65	PASS
Band41	15MHz	16QAM	41515	38RB#18	20.68	PASS
Band41	15MHz	16QAM	41515	38RB#37	21.65	PASS
Band41	15MHz	16QAM	41515	75RB#0	20.61	PASS
Band41	20MHz	QPSK	39750	1RB#0	22.80	PASS
Band41	20MHz	QPSK	39750	1RB#49	**23.63**	PASS
Band41	20MHz	QPSK	39750	1RB#99	22.07	PASS
Band41	20MHz	QPSK	39750	50RB#0	21.89	PASS
Band41	20MHz	QPSK	39750	50RB#25	22.60	PASS
Band41	20MHz	QPSK	39750	50RB#50	22.36	PASS
Band41	20MHz	QPSK	39750	100RB#0	22.45	PASS
Band41	20MHz	16QAM	39750	1RB#0	22.70	PASS
Band41	20MHz	16QAM	39750	1RB#49	22.98	PASS
Band41	20MHz	16QAM	39750	1RB#99	21.56	PASS
Band41	20MHz	16QAM	39750	50RB#0	22.48	PASS
Band41	20MHz	16QAM	39750	50RB#25	22.13	PASS
Band41	20MHz	16QAM	39750	50RB#50	22.86	PASS
Band41	20MHz	16QAM	39750	100RB#0	22.99	PASS
Band41	20MHz	QPSK	40620	1RB#0	21.26	PASS
Band41	20MHz	QPSK	40620	1RB#49	22.72	PASS
Band41	20MHz	QPSK	40620	1RB#99	22.15	PASS
Band41	20MHz	QPSK	40620	50RB#0	21.61	PASS
Band41	20MHz	QPSK	40620	50RB#25	21.59	PASS
Band41	20MHz	QPSK	40620	50RB#50	21.47	PASS
Band41	20MHz	QPSK	40620	100RB#0	21.54	PASS

Band41	20MHz	16QAM	40620	1RB#0	20.89	PASS
Band41	20MHz	16QAM	40620	1RB#49	21.67	PASS
Band41	20MHz	16QAM	40620	1RB#99	20.74	PASS
Band41	20MHz	16QAM	40620	50RB#0	20.66	PASS
Band41	20MHz	16QAM	40620	50RB#25	20.65	PASS
Band41	20MHz	16QAM	40620	50RB#50	20.52	PASS
Band41	20MHz	16QAM	40620	100RB#0	20.58	PASS
Band41	20MHz	QPSK	41490	1RB#0	22.41	PASS
Band41	20MHz	QPSK	41490	1RB#49	22.81	PASS
Band41	20MHz	QPSK	41490	1RB#99	22.43	PASS
Band41	20MHz	QPSK	41490	50RB#0	21.62	PASS
Band41	20MHz	QPSK	41490	50RB#25	21.67	PASS
Band41	20MHz	QPSK	41490	50RB#50	21.62	PASS
Band41	20MHz	QPSK	41490	100RB#0	21.61	PASS
Band41	20MHz	16QAM	41490	1RB#0	21.06	PASS
Band41	20MHz	16QAM	41490	1RB#49	21.81	PASS
Band41	20MHz	16QAM	41490	1RB#99	21.06	PASS
Band41	20MHz	16QAM	41490	50RB#0	20.60	PASS
Band41	20MHz	16QAM	41490	50RB#25	20.63	PASS
Band41	20MHz	16QAM	41490	50RB#50	20.60	PASS
Band41	20MHz	16QAM	41490	100RB#0	20.61	PASS

FDD-LTE Band 66:

Band	Bandwidth	Modulation	Channel	RB Configuration	Result(dBm)	Verdict
Band66	1.4MHz	QPSK	131979	1RB#0	22.52	PASS
Band66	1.4MHz	QPSK	131979	1RB#2	22.66	PASS
Band66	1.4MHz	QPSK	131979	1RB#5	22.54	PASS
Band66	1.4MHz	QPSK	131979	3RB#0	22.61	PASS
Band66	1.4MHz	QPSK	131979	3RB#1	22.62	PASS
Band66	1.4MHz	QPSK	131979	3RB#3	22.54	PASS
Band66	1.4MHz	QPSK	131979	6RB#0	21.58	PASS
Band66	1.4MHz	16QAM	131979	1RB#0	21.31	PASS
Band66	1.4MHz	16QAM	131979	1RB#2	21.73	PASS
Band66	1.4MHz	16QAM	131979	1RB#5	21.29	PASS
Band66	1.4MHz	16QAM	131979	3RB#0	21.41	PASS
Band66	1.4MHz	16QAM	131979	3RB#1	21.48	PASS
Band66	1.4MHz	16QAM	131979	3RB#3	21.40	PASS
Band66	1.4MHz	16QAM	131979	6RB#0	20.36	PASS
Band66	1.4MHz	QPSK	132322	1RB#0	22.37	PASS
Band66	1.4MHz	QPSK	132322	1RB#2	22.60	PASS
Band66	1.4MHz	QPSK	132322	1RB#5	22.39	PASS

Band66	1.4MHz	QPSK	132322	3RB#0	22.50	PASS
Band66	1.4MHz	QPSK	132322	3RB#1	22.57	PASS
Band66	1.4MHz	QPSK	132322	3RB#3	22.50	PASS
Band66	1.4MHz	QPSK	132322	6RB#0	21.52	PASS
Band66	1.4MHz	16QAM	132322	1RB#0	21.28	PASS
Band66	1.4MHz	16QAM	132322	1RB#2	21.59	PASS
Band66	1.4MHz	16QAM	132322	1RB#5	21.25	PASS
Band66	1.4MHz	16QAM	132322	3RB#0	21.24	PASS
Band66	1.4MHz	16QAM	132322	3RB#1	21.38	PASS
Band66	1.4MHz	16QAM	132322	3RB#3	21.24	PASS
Band66	1.4MHz	16QAM	132322	6RB#0	20.46	PASS
Band66	1.4MHz	QPSK	132665	1RB#0	22.82	PASS
Band66	1.4MHz	QPSK	132665	1RB#2	22.99	PASS
Band66	1.4MHz	QPSK	132665	1RB#5	22.83	PASS
Band66	1.4MHz	QPSK	132665	3RB#0	22.77	PASS
Band66	1.4MHz	QPSK	132665	3RB#1	22.82	PASS
Band66	1.4MHz	QPSK	132665	3RB#3	22.74	PASS
Band66	1.4MHz	QPSK	132665	6RB#0	21.77	PASS
Band66	1.4MHz	16QAM	132665	1RB#0	21.53	PASS
Band66	1.4MHz	16QAM	132665	1RB#2	21.82	PASS
Band66	1.4MHz	16QAM	132665	1RB#5	21.53	PASS
Band66	1.4MHz	16QAM	132665	3RB#0	21.51	PASS
Band66	1.4MHz	16QAM	132665	3RB#1	21.65	PASS
Band66	1.4MHz	16QAM	132665	3RB#3	21.33	PASS
Band66	1.4MHz	16QAM	132665	6RB#0	20.75	PASS
Band66	3MHz	QPSK	131987	1RB#0	22.50	PASS
Band66	3MHz	QPSK	131987	1RB#8	22.43	PASS
Band66	3MHz	QPSK	131987	1RB#14	22.29	PASS
Band66	3MHz	QPSK	131987	8RB#0	21.61	PASS
Band66	3MHz	QPSK	131987	8RB#4	21.62	PASS
Band66	3MHz	QPSK	131987	8RB#7	21.63	PASS
Band66	3MHz	QPSK	131987	15RB#0	21.58	PASS
Band66	3MHz	16QAM	131987	1RB#0	21.13	PASS
Band66	3MHz	16QAM	131987	1RB#8	21.11	PASS
Band66	3MHz	16QAM	131987	1RB#14	21.28	PASS
Band66	3MHz	16QAM	131987	8RB#0	20.63	PASS
Band66	3MHz	16QAM	131987	8RB#4	20.62	PASS
Band66	3MHz	16QAM	131987	8RB#7	20.57	PASS
Band66	3MHz	16QAM	131987	15RB#0	20.53	PASS
Band66	3MHz	QPSK	132322	1RB#0	22.55	PASS
Band66	3MHz	QPSK	132322	1RB#8	22.36	PASS
Band66	3MHz	QPSK	132322	1RB#14	22.04	PASS

Band66	3MHz	QPSK	132322	8RB#0	21.02	PASS
Band66	3MHz	QPSK	132322	8RB#4	21.25	PASS
Band66	3MHz	QPSK	132322	8RB#7	21.15	PASS
Band66	3MHz	QPSK	132322	15RB#0	21.14	PASS
Band66	3MHz	16QAM	132322	1RB#0	21.56	PASS
Band66	3MHz	16QAM	132322	1RB#8	20.97	PASS
Band66	3MHz	16QAM	132322	1RB#14	21.14	PASS
Band66	3MHz	16QAM	132322	8RB#0	20.03	PASS
Band66	3MHz	16QAM	132322	8RB#4	20.19	PASS
Band66	3MHz	16QAM	132322	8RB#7	20.04	PASS
Band66	3MHz	16QAM	132322	15RB#0	20.07	PASS
Band66	3MHz	QPSK	132657	1RB#0	22.92	PASS
Band66	3MHz	QPSK	132657	1RB#8	22.42	PASS
Band66	3MHz	QPSK	132657	1RB#14	22.38	PASS
Band66	3MHz	QPSK	132657	8RB#0	21.38	PASS
Band66	3MHz	QPSK	132657	8RB#4	21.40	PASS
Band66	3MHz	QPSK	132657	8RB#7	21.37	PASS
Band66	3MHz	QPSK	132657	15RB#0	21.29	PASS
Band66	3MHz	16QAM	132657	1RB#0	21.30	PASS
Band66	3MHz	16QAM	132657	1RB#8	21.22	PASS
Band66	3MHz	16QAM	132657	1RB#14	21.31	PASS
Band66	3MHz	16QAM	132657	8RB#0	20.35	PASS
Band66	3MHz	16QAM	132657	8RB#4	20.34	PASS
Band66	3MHz	16QAM	132657	8RB#7	20.33	PASS
Band66	3MHz	16QAM	132657	15RB#0	20.26	PASS
Band66	5MHz	QPSK	131997	1RB#0	22.32	PASS
Band66	5MHz	QPSK	131997	1RB#12	22.38	PASS
Band66	5MHz	QPSK	131997	1RB#24	21.99	PASS
Band66	5MHz	QPSK	131997	12RB#0	21.32	PASS
Band66	5MHz	QPSK	131997	12RB#6	21.60	PASS
Band66	5MHz	QPSK	131997	12RB#13	21.47	PASS
Band66	5MHz	QPSK	131997	25RB#0	21.46	PASS
Band66	5MHz	16QAM	131997	1RB#0	21.11	PASS
Band66	5MHz	16QAM	131997	1RB#12	21.18	PASS
Band66	5MHz	16QAM	131997	1RB#24	20.92	PASS
Band66	5MHz	16QAM	131997	12RB#0	20.20	PASS
Band66	5MHz	16QAM	131997	12RB#6	20.57	PASS
Band66	5MHz	16QAM	131997	12RB#13	20.34	PASS
Band66	5MHz	16QAM	131997	25RB#0	20.41	PASS
Band66	5MHz	QPSK	132322	1RB#0	22.43	PASS
Band66	5MHz	QPSK	132322	1RB#12	22.10	PASS
Band66	5MHz	QPSK	132322	1RB#24	21.96	PASS

Band66	5MHz	QPSK	132322	12RB#0	20.93	PASS
Band66	5MHz	QPSK	132322	12RB#6	21.01	PASS
Band66	5MHz	QPSK	132322	12RB#13	20.96	PASS
Band66	5MHz	QPSK	132322	25RB#0	21.13	PASS
Band66	5MHz	16QAM	132322	1RB#0	21.04	PASS
Band66	5MHz	16QAM	132322	1RB#12	20.96	PASS
Band66	5MHz	16QAM	132322	1RB#24	20.85	PASS
Band66	5MHz	16QAM	132322	12RB#0	19.86	PASS
Band66	5MHz	16QAM	132322	12RB#6	19.96	PASS
Band66	5MHz	16QAM	132322	12RB#13	20.01	PASS
Band66	5MHz	16QAM	132322	25RB#0	19.98	PASS
Band66	5MHz	QPSK	132647	1RB#0	22.66	PASS
Band66	5MHz	QPSK	132647	1RB#12	22.44	PASS
Band66	5MHz	QPSK	132647	1RB#24	22.25	PASS
Band66	5MHz	QPSK	132647	12RB#0	21.22	PASS
Band66	5MHz	QPSK	132647	12RB#6	21.24	PASS
Band66	5MHz	QPSK	132647	12RB#13	21.15	PASS
Band66	5MHz	QPSK	132647	25RB#0	21.15	PASS
Band66	5MHz	16QAM	132647	1RB#0	21.05	PASS
Band66	5MHz	16QAM	132647	1RB#12	21.29	PASS
Band66	5MHz	16QAM	132647	1RB#24	21.07	PASS
Band66	5MHz	16QAM	132647	12RB#0	20.11	PASS
Band66	5MHz	16QAM	132647	12RB#6	20.20	PASS
Band66	5MHz	16QAM	132647	12RB#13	20.07	PASS
Band66	5MHz	16QAM	132647	25RB#0	20.14	PASS
Band66	10MHz	QPSK	132022	1RB#0	22.25	PASS
Band66	10MHz	QPSK	132022	1RB#24	22.35	PASS
Band66	10MHz	QPSK	132022	1RB#49	22.32	PASS
Band66	10MHz	QPSK	132022	25RB#0	21.27	PASS
Band66	10MHz	QPSK	132022	25RB#12	21.64	PASS
Band66	10MHz	QPSK	132022	25RB#25	21.34	PASS
Band66	10MHz	QPSK	132022	50RB#0	21.62	PASS
Band66	10MHz	16QAM	132022	1RB#0	21.06	PASS
Band66	10MHz	16QAM	132022	1RB#24	21.22	PASS
Band66	10MHz	16QAM	132022	1RB#49	21.11	PASS
Band66	10MHz	16QAM	132022	25RB#0	20.43	PASS
Band66	10MHz	16QAM	132022	25RB#12	20.46	PASS
Band66	10MHz	16QAM	132022	25RB#25	20.42	PASS
Band66	10MHz	16QAM	132022	50RB#0	20.63	PASS
Band66	10MHz	QPSK	132322	1RB#0	22.44	PASS
Band66	10MHz	QPSK	132322	1RB#24	22.17	PASS
Band66	10MHz	QPSK	132322	1RB#49	21.93	PASS

Band66	10MHz	QPSK	132322	25RB#0	20.98	PASS
Band66	10MHz	QPSK	132322	25RB#12	21.03	PASS
Band66	10MHz	QPSK	132322	25RB#25	21.06	PASS
Band66	10MHz	QPSK	132322	50RB#0	21.00	PASS
Band66	10MHz	16QAM	132322	1RB#0	21.15	PASS
Band66	10MHz	16QAM	132322	1RB#24	21.10	PASS
Band66	10MHz	16QAM	132322	1RB#49	20.96	PASS
Band66	10MHz	16QAM	132322	25RB#0	19.93	PASS
Band66	10MHz	16QAM	132322	25RB#12	19.98	PASS
Band66	10MHz	16QAM	132322	25RB#25	20.01	PASS
Band66	10MHz	16QAM	132322	50RB#0	20.21	PASS
Band66	10MHz	QPSK	132622	1RB#0	22.57	PASS
Band66	10MHz	QPSK	132622	1RB#24	22.45	PASS
Band66	10MHz	QPSK	132622	1RB#49	22.14	PASS
Band66	10MHz	QPSK	132622	25RB#0	21.20	PASS
Band66	10MHz	QPSK	132622	25RB#12	21.20	PASS
Band66	10MHz	QPSK	132622	25RB#25	21.13	PASS
Band66	10MHz	QPSK	132622	50RB#0	21.12	PASS
Band66	10MHz	16QAM	132622	1RB#0	21.08	PASS
Band66	10MHz	16QAM	132622	1RB#24	21.21	PASS
Band66	10MHz	16QAM	132622	1RB#49	21.06	PASS
Band66	10MHz	16QAM	132622	25RB#0	20.13	PASS
Band66	10MHz	16QAM	132622	25RB#12	20.14	PASS
Band66	10MHz	16QAM	132622	25RB#25	20.13	PASS
Band66	10MHz	16QAM	132622	50RB#0	20.10	PASS
Band66	15MHz	QPSK	132047	1RB#0	22.25	PASS
Band66	15MHz	QPSK	132047	1RB#38	22.45	PASS
Band66	15MHz	QPSK	132047	1RB#74	22.31	PASS
Band66	15MHz	QPSK	132047	38RB#0	21.40	PASS
Band66	15MHz	QPSK	132047	38RB#18	21.35	PASS
Band66	15MHz	QPSK	132047	38RB#37	21.50	PASS
Band66	15MHz	QPSK	132047	75RB#0	21.30	PASS
Band66	15MHz	16QAM	132047	1RB#0	20.98	PASS
Band66	15MHz	16QAM	132047	1RB#38	21.19	PASS
Band66	15MHz	16QAM	132047	1RB#74	21.03	PASS
Band66	15MHz	16QAM	132047	38RB#0	21.32	PASS
Band66	15MHz	16QAM	132047	38RB#18	20.49	PASS
Band66	15MHz	16QAM	132047	38RB#37	21.40	PASS
Band66	15MHz	16QAM	132047	75RB#0	20.26	PASS
Band66	15MHz	QPSK	132322	1RB#0	22.26	PASS
Band66	15MHz	QPSK	132322	1RB#38	22.03	PASS
Band66	15MHz	QPSK	132322	1RB#74	21.80	PASS

Band66	15MHz	QPSK	132322	38RB#0	21.02	PASS
Band66	15MHz	QPSK	132322	38RB#18	21.11	PASS
Band66	15MHz	QPSK	132322	38RB#37	21.12	PASS
Band66	15MHz	QPSK	132322	75RB#0	20.99	PASS
Band66	15MHz	16QAM	132322	1RB#0	20.91	PASS
Band66	15MHz	16QAM	132322	1RB#38	20.89	PASS
Band66	15MHz	16QAM	132322	1RB#74	20.83	PASS
Band66	15MHz	16QAM	132322	38RB#0	21.01	PASS
Band66	15MHz	16QAM	132322	38RB#18	19.95	PASS
Band66	15MHz	16QAM	132322	38RB#37	20.97	PASS
Band66	15MHz	16QAM	132322	75RB#0	19.93	PASS
Band66	15MHz	QPSK	132597	1RB#0	22.43	PASS
Band66	15MHz	QPSK	132597	1RB#38	22.13	PASS
Band66	15MHz	QPSK	132597	1RB#74	21.92	PASS
Band66	15MHz	QPSK	132597	38RB#0	21.17	PASS
Band66	15MHz	QPSK	132597	38RB#18	21.17	PASS
Band66	15MHz	QPSK	132597	38RB#37	21.17	PASS
Band66	15MHz	QPSK	132597	75RB#0	21.14	PASS
Band66	15MHz	16QAM	132597	1RB#0	20.94	PASS
Band66	15MHz	16QAM	132597	1RB#38	21.00	PASS
Band66	15MHz	16QAM	132597	1RB#74	20.89	PASS
Band66	15MHz	16QAM	132597	38RB#0	21.17	PASS
Band66	15MHz	16QAM	132597	38RB#18	20.11	PASS
Band66	15MHz	16QAM	132597	38RB#37	21.17	PASS
Band66	15MHz	16QAM	132597	75RB#0	20.08	PASS
Band66	20MHz	QPSK	132072	1RB#0	21.89	PASS
Band66	20MHz	QPSK	132072	1RB#49	22.26	PASS
Band66	20MHz	QPSK	132072	1RB#99	21.83	PASS
Band66	20MHz	QPSK	132072	50RB#0	21.30	PASS
Band66	20MHz	QPSK	132072	50RB#25	21.25	PASS
Band66	20MHz	QPSK	132072	50RB#50	21.27	PASS
Band66	20MHz	QPSK	132072	100RB#0	21.17	PASS
Band66	20MHz	16QAM	132072	1RB#0	20.78	PASS
Band66	20MHz	16QAM	132072	1RB#49	21.32	PASS
Band66	20MHz	16QAM	132072	1RB#99	20.75	PASS
Band66	20MHz	16QAM	132072	50RB#0	20.34	PASS
Band66	20MHz	16QAM	132072	50RB#25	20.33	PASS
Band66	20MHz	16QAM	132072	50RB#50	20.09	PASS
Band66	20MHz	16QAM	132072	100RB#0	20.45	PASS
Band66	20MHz	QPSK	132322	1RB#0	**23.06**	PASS
Band66	20MHz	QPSK	132322	1RB#49	22.09	PASS
Band66	20MHz	QPSK	132322	1RB#99	21.81	PASS

Band66	20MHz	QPSK	132322	50RB#0	20.85	PASS
Band66	20MHz	QPSK	132322	50RB#25	20.95	PASS
Band66	20MHz	QPSK	132322	50RB#50	20.99	PASS
Band66	20MHz	QPSK	132322	100RB#0	21.15	PASS
Band66	20MHz	16QAM	132322	1RB#0	20.72	PASS
Band66	20MHz	16QAM	132322	1RB#49	21.12	PASS
Band66	20MHz	16QAM	132322	1RB#99	20.69	PASS
Band66	20MHz	16QAM	132322	50RB#0	19.88	PASS
Band66	20MHz	16QAM	132322	50RB#25	19.94	PASS
Band66	20MHz	16QAM	132322	50RB#50	19.96	PASS
Band66	20MHz	16QAM	132322	100RB#0	19.85	PASS
Band66	20MHz	QPSK	132572	1RB#0	21.97	PASS
Band66	20MHz	QPSK	132572	1RB#49	22.10	PASS
Band66	20MHz	QPSK	132572	1RB#99	21.81	PASS
Band66	20MHz	QPSK	132572	50RB#0	21.08	PASS
Band66	20MHz	QPSK	132572	50RB#25	21.04	PASS
Band66	20MHz	QPSK	132572	50RB#50	20.94	PASS
Band66	20MHz	QPSK	132572	100RB#0	21.01	PASS
Band66	20MHz	16QAM	132572	1RB#0	20.65	PASS
Band66	20MHz	16QAM	132572	1RB#49	21.14	PASS
Band66	20MHz	16QAM	132572	1RB#99	20.63	PASS
Band66	20MHz	16QAM	132572	50RB#0	20.10	PASS
Band66	20MHz	16QAM	132572	50RB#25	19.97	PASS
Band66	20MHz	16QAM	132572	50RB#50	19.91	PASS
Band66	20MHz	16QAM	132572	100RB#0	20.01	PASS

Remark:

1. Per KDB941225 D05 v02r05, Start with the largest channel bandwidth then measure SAR for QPSK with 1 RB allocation, using the RB offset and required test channel combination with the highest maximum output power among RB offsets at the upper edge, middle, and lower edge of each required test channel. When the reported SAR is≤ 0.8 W/kg, testing of the remaining RB offset configurations and required test channels is not required for 1 RB allocation; otherwise, SAR is required for the remaining required test channels and only for the RB offset configuration with the highest output power for that channel. 6 When the reported SAR of a required test channel is > 1.45 W/kg, SAR is required for all three RB offset configurations for that required test channel.
2. Per KDB941225 D05 v02r05, the procedures required for 1 RB allocation in 5.2.1 are applied to measure the SAR for QPSK with 50% RB allocation.
3. Per KDB941225 D05 v02r05, For QPSK with 100% RB allocation, SAR is not required when the highest maximum output power for 100 % RB allocation is less than the highest maximum output power in 50% and 1 RB allocations, and the highest reported SAR for 1 RB and 50% RB allocation in 5.2.1 and 5.2.2 are ≤ 0.8 W/kg. Otherwise, SAR is measured for the highest output power channel; and if the reported SAR is > 1.45 W/kg, the remaining required test channels must also be tested.
4. Per KDB941225 D05 v02r05, for each modulation besides QPSK; e.g., 16-QAM, 64-QAM, apply the QPSK

procedures in 5.2.1, 5.2.2, and 5.2.3 to determine the QAM configurations that may need SAR measurement. For each configuration identified as required for testing, SAR is required only when the highest maximum output power for the configuration in the higher order modulation is > ½ dB higher than the same configuration in QPSK or when the reported SAR for the QPSK configuration is > 1.45 W/kg.

WLAN(2.4GHz)					
Test Mode	**Data Rate**	**Channel**	**Frequency (MHz)**	**Conducted Power (dBm)**	**Tune-up power (dBm)**
802.11b	11Mbps	CH 01	2412	15.78	16.0
		CH 06	2437	**15.83**	16.0
		CH 11	2462	15.46	16.0
802.11g	54Mbps	CH 01	2412	14.69	15.0
		CH 06	2437	14.57	15.0
		CH 11	2462	14.09	15.0
802.11n-HT20	MCS7	CH 01	2412	13.67	14.0
		CH 06	2437	13.51	14.0
		CH 11	2462	13.04	14.0
802.11n-HT40	MCS7	CH 03	2422	12.80	13.0
		CH 06	2437	12.64	13.0
		CH 09	2452	12.64	13.0

WLAN(5.2GHz)				
Test Mode	**Channel**	**Frequency (MHz)**	**Conducted Power (dBm)**	**Tune-up power (dBm)**
802.11a	CH 36	5180	14.34	15.0
	CH 40	5200	**14.72**	15.0
	CH 48	5240	14.21	15.0
802.11n-HT20	CH 36	5180	13.22	14.0
	CH 40	5200	13.21	14.0
	CH 48	5240	13.54	14.0
802.11n-HT40	CH 38	5190	12.42	13.0
	CH 46	5230	12.45	13.0
802.11ac-VHT20	CH 36	5180	13.15	14.0
	CH 40	5200	13.50	14.0
	CH 48	5240	13.71	14.0
802.11ac-VHT40	CH 38	5190	12.69	13.0
	CH 46	5230	12.41	13.0
802.11ac-VHT80	CH42	5210	12.10	13.0

WLAN(5.8GHz)				
Test Mode	**Channel**	**Frequency (MHz)**	**Conducted Power (dBm)**	**Tune-up power (dBm)**
802.11a	CH 149	5745	14.20	15.0
	CH 157	5785	**14.89**	15.0
	CH 165	5825	14.19	15.0
802.11n-HT20	CH 149	5745	13.66	14.0
	CH 157	5785	13.28	14.0
	CH 165	5825	13.42	14.0
802.11n-HT40	CH 151	5755	12.17	13.0
	CH 159	5795	12.82	13.0
802.11ac-VHT20	CH 149	5745	13.64	14.0
	CH 157	5785	13.27	14.0
	CH 165	5825	13.34	14.0
802.11ac-VHT40	CH 151	5755	12.20	13.0
	CH 159	5795	12.83	13.0
802.11ac-VHT80	CH 155	5775	12.51	13.0

Remark:

1. Per KDB 248227 D01 v02r02, For 802.11b DSSS SAR measurements, DSSS SAR procedure applies to fixed exposure test position and initial test position procedure applies to multiple exposure test positions.

2. Per KDB 248227 D01 v02r02, For 802.11b DSSS SAR measurements ,when the reported SAR of the highest measured maximum output power channel (see 3.1) for the exposure configuration is ≤ 0.8 W/kg, no further SAR testing is required for 802.11b DSSS in that exposure configuration. When the reported SAR is > 0.8 W/kg, SAR is required for that exposure configuration using the next highest measured output power channel. When any reported SAR is > 1.2 W/kg, SAR is required for the third channel; i.e., all channels require testing.

3 .For OFDM modes (802.11g/n), SAR is not required when the highest reported SAR for DSSS is adjusted by the ratio of OFDM to DSSS specified maximum output power and it is <= 1.2W/kg.

4. Per KDB 248227 D01 v02r02, When multiple channel bandwidth configurations in a frequency band have the same specified maximum output power, the initial test configuration is determined by applying the following steps sequentially.

1) The largest channel bandwidth configuration is selected among the multiple configurations in a frequency band with the same specified maximum output power.

2) If multiple configurations have the same specified maximum output power and largest channel bandwidth, the lowest order modulation among the largest channel bandwidth configurations is selected.

3) If multiple configurations have the same specified maximum output power, largest channel bandwidth and lowest order modulation, the lowest data rate configuration among these configurations is selected.

4) When multiple transmission modes (802.11a/g/n/ac) have the same specified maximum output power, largest channel bandwidth, lowest order modulation and lowest data rate, the lowest order 802.11 mode is selected; i.e., 802.11a is chosen over 802.11n then 802.11ac or 802.11g is chosen over 802.11n.

Bluetooth - Maximum Average Power			
Test Mode	**Data Rate**	**Conducted Power(dBm)**	**Tune-up power (dBm)**
GFSK	1Mbps	**3.57**	4.0
π/4 DQPSK	2Mbps	2.82	4.0
8DPSK	3Mbps	2.88	4.0

Bluetooth - Maximum Average Power					
Test Mode	**Data Rate**	**Channel**	**Frequency (MHz)**	**Conducted Power(dBm)**	**Tune-up power (dBm)**
BLE	1Mbps	CH 00	2402	-3.53	-3.0
		CH 19	2440	-4.40	-3.0
		CH 39	2480	-4.45	-3.0

Remark:

Bluetooth maximum output power is 3.57dBm and Maximum Tune-Up output power is 4.0dBm. Per KDB 447498 D01 V06, the 1-g and 10-g SAR test exclusion thresholds for 100 MHz to 6 GHz at test separation distances ≤ 50 mm are determined by:

[(max. power of channel, including tune-up tolerance, mW)/(min. test separation distance, mm)] · [√f(GHz)] ≤ 3.0 for 1-g SAR and ≤ 7.5 for 10-g extremity SAR, where

- f(GHz) is the RF channel transmit frequency in GHz
- Power and distance are rounded to the nearest mW and mm before calculation
- The result is rounded to one decimal place for comparison

Bluetooth:

Tune-Up Power (dBm)	Max. Power (mW)	Distance (mm)	Frequency (GHz)	Result	Limit
4.0	2.51	5	2.48	0.791	3

The exclusion threshold is 0.791< 3, therefore, the RF exposure evaluation is not required.

9.2 Test Results for Standalone SAR Test

Head SAR

GSM850 – Head SAR Test									
Plot No.	Mode	Test Position	Frequency		Output Power (dBm)	Rated Limit (dBm)	Scaling Factor	SAR1g (W/kg)	Scaled SAR1g (W/kg)
			CH.	MHz					
	GSM	Right Cheek	251	848.8	31.87	32.0	1.030	0.176	0.181
	GSM	Right Tilted	251	848.8	31.87	32.0	1.030	0.162	0.167
1.	GSM	Left Cheek	251	848.8	31.87	32.0	1.030	0.218	**0.225**
	GSM	Left Tilted	251	848.8	31.87	32.0	1.030	0.203	0.209

GPRS850 – Head SAR Test									
Plot No.	Mode	Test Position	Frequency		Output Power (dBm)	Rated Limit (dBm)	Scaling Factor	SAR1g (W/kg)	Scaled SAR1g (W/kg)
			CH.	MHz					
	GPRS_3TX	Right Cheek	251	848.8	29.56	30.0	1.107	0.190	0.210
	GPRS_3TX	Right Tilted	251	848.8	29.56	30.0	1.107	0.181	0.200
2.	GPRS_3TX	Left Cheek	251	848.8	29.56	30.0	1.107	0.396	**0.438**
	GPRS_3TX	Left Tilted	251	848.8	29.56	30.0	1.107	0.392	0.434

GSM1900 – Head SAR Test									
Plot No.	Mode	Test Position	Frequency		Output Power (dBm)	Rated Limit (dBm)	Scaling Factor	SAR1g (W/kg)	Scaled SAR1g (W/kg)
			CH.	MHz					
	GSM	Right Cheek	512	1850.2	30.93	31.0	1.016	0.089	0.090
	GSM	Right Tilted	512	1850.2	30.93	31.0	1.016	0.074	0.075
3.	GSM	Left Cheek	512	1850.2	30.93	31.0	1.016	0.092	**0.093**
	GSM	Left Tilted	512	1850.2	30.93	31.0	1.016	0.085	0.086

GPRS1900 – Head SAR Test									
Plot No.	Mode	Test Position	Frequency		Output Power (dBm)	Rated Limit (dBm)	Scaling Factor	SAR1g (W/kg)	Scaled SAR1g (W/kg)
			CH.	MHz					
	GPRS_2TX	Right Cheek	512	1850.2	28.92	29.0	1.019	0.159	0.162
	GPRS_2TX	Right Tilted	512	1850.2	28.92	29.0	1.019	0.142	0.145
4.	GPRS_2TX	Left Cheek	512	1850.2	28.92	29.0	1.019	0.197	**0.201**
	GPRS_2TX	Left Tilted	512	1850.2	28.92	29.0	1.019	0.176	0.179

WCDMA Band 2 – Head SAR Test									
Plot No.	Mode	Test Position	Frequency		Output Power (dBm)	Rated Limit (dBm)	Scaling Factor	SAR1g (W/kg)	Scaled SAR1g (W/kg)
			CH.	MHz					
	RMC	Right Cheek	9262	1852.4	22.15	23.0	1.216	0.203	0.247
	RMC	Right Tilted	9262	1852.4	22.15	23.0	1.216	0.189	0.230
5.	RMC	Left Cheek	9262	1852.4	22.15	23.0	1.216	0.213	**0.259**
	RMC	Left Tilted	9262	1852.4	22.15	23.0	1.216	0.207	0.252

WCDMA Band 4 – Head SAR Test									
Plot No.	Mode	Test Position	Frequency		Output Power (dBm)	Rated Limit (dBm)	Scaling Factor	SAR1g (W/kg)	Scaled SAR1g (W/kg)
			CH.	MHz					
	RMC	Right Cheek	1513	1752.6	22.40	23.0	1.148	0.174	0.200
	RMC	Right Tilted	1513	1752.6	22.40	23.0	1.148	0.168	0.193
6.	RMC	Left Cheek	1513	1752.6	22.40	23.0	1.148	0.192	**0.220**
	RMC	Left Tilted	1513	1752.6	22.40	23.0	1.148	0.179	0.206

WCDMA Band 5 – Head SAR Test									
Plot No.	Mode	Test Position	Frequency		Output Power (dBm)	Rated Limit (dBm)	Scaling Factor	SAR1g (W/kg)	Scaled SAR1g (W/kg)
			CH.	MHz					
	RMC	Right Cheek	4132	826.4	22.64	23.0	1.086	0.219	0.238
	RMC	Right Tilted	4132	826.4	22.64	23.0	1.086	0.203	0.221
7.	RMC	Left Cheek	4132	826.4	22.64	23.0	1.086	0.278	**0.302**
	RMC	Left Tilted	4132	826.4	22.64	23.0	1.086	0.262	0.285

LTE Band 2– Head SAR Test								
Plot No.	Mode	Test Position	Frequency	Output Power (dBm)	Rated Limit (dBm)	Scaling Factor	SAR 1g (W/kg)	Scaled SAR1g (W/kg)
	Modulation, Bandwidth, RB		MHz					
	QPSK 20MHz 1RB	Right Cheek	1860	22.17	23.0	1.211	0.126	0.153
	QPSK 20MHz 1RB	Right Tilted	1860	22.17	23.0	1.211	0.112	0.136
8.	QPSK 20MHz 1RB	Left Cheek	1860	22.17	23.0	1.211	0.206	**0.249**
	QPSK 20MHz 1RB	Left Tilted	1860	22.17	23.0	1.211	0.196	0.237
	QPSK 20MHz 50%RB	Right Cheek	1860	22.17	23.0	1.211	0.113	0.137
	QPSK 20MHz 50%RB	Right Tilted	1860	22.17	23.0	1.211	0.109	0.132
	QPSK 20MHz 50%RB	Left Cheek	1860	22.17	23.0	1.211	0.201	0.243
	QPSK 20MHz 50%RB	Left Tilted	1860	22.17	23.0	1.211	0.189	0.229

LTE Band 4– Head SAR Test								
Plot No.	Mode	Test Position	Frequency	Output Power (dBm)	Rated Limit (dBm)	Scaling Factor	SAR 1g (W/kg)	Scaled SAR1g (W/kg)
	Modulation, Bandwidth, RB		MHz					
	QPSK 20MHz 1RB	Right Cheek	1720	22.67	23.0	1.079	0.105	0.113
	QPSK 20MHz 1RB	Right Tilted	1720	22.67	23.0	1.079	0.091	0.098
9.	QPSK 20MHz 1RB	Left Cheek	1720	22.67	23.0	1.079	0.213	**0.230**
	QPSK 20MHz 1RB	Left Tilted	1720	22.67	23.0	1.079	0.206	0.222
	QPSK 20MHz 50%RB	Right Cheek	1720	22.67	23.0	1.079	0.101	0.109
	QPSK 20MHz 50%RB	Right Tilted	1720	22.67	23.0	1.079	0.096	0.104
	QPSK 20MHz 50%RB	Left Cheek	1720	22.67	23.0	1.079	0.208	0.224
	QPSK 20MHz 50%RB	Left Tilted	1720	22.67	23.0	1.079	0.200	0.216

LTE Band 5– Head SAR Test								
Plot No.	Mode	Test Position	Frequency	Output Power (dBm)	Rated Limit (dBm)	Scaling Factor	SAR 1g (W/kg)	Scaled SAR1g (W/kg)
	Modulation, Bandwidth, RB		MHz					
	QPSK 10MHz 1RB	Right Cheek	829	23.07	24.0	1.239	0.109	0.135
	QPSK 10MHz 1RB	Right Tilted	829	23.07	24.0	1.239	0.087	0.108
10.	QPSK 10MHz 1RB	Left Cheek	829	23.07	24.0	1.239	0.243	**0.301**
	QPSK 10MHz 1RB	Left Tilted	829	23.07	24.0	1.239	0.236	0.292
	QPSK 10MHz 50%RB	Right Cheek	829	23.07	24.0	1.239	0.102	0.126
	QPSK 10MHz 50%RB	Right Tilted	829	23.07	24.0	1.239	0.083	0.103
	QPSK 10MHz 50%RB	Left Cheek	829	23.07	24.0	1.239	0.237	0.294
	QPSK 10MHz 50%RB	Left Tilted	829	23.07	24.0	1.239	0.228	0.282

LTE Band 7– Head SAR Test								
Plot No.	Mode	Test Position	Frequency	Output Power (dBm)	Rated Limit (dBm)	Scaling Factor	SAR 1g (W/kg)	Scaled SAR1g (W/kg)
	Modulation, Bandwidth, RB		MHz					
	QPSK 20MHz 1RB	Right Cheek	2510	22.49	23.0	1.125	0.091	0.102
	QPSK 20MHz 1RB	Right Tilted	2510	22.49	23.0	1.125	0.085	0.096
11.	QPSK 20MHz 1RB	Left Cheek	2510	22.49	23.0	1.125	0.240	**0.270**
	QPSK 20MHz 1RB	Left Tilted	2510	22.49	23.0	1.125	0.234	0.263
	QPSK 20MHz 50%RB	Right Cheek	2510	22.49	23.0	1.125	0.088	0.099
	QPSK 20MHz 50%RB	Right Tilted	2510	22.49	23.0	1.125	0.083	0.093
	QPSK 20MHz 50%RB	Left Cheek	2510	22.49	23.0	1.125	0.235	0.264
	QPSK 20MHz 50%RB	Left Tilted	2510	22.49	23.0	1.125	0.228	0.256

LTE Band 38– Head SAR Test								
Plot No.	Mode	Test Position	Frequency	Output Power (dBm)	Rated Limit (dBm)	Scaling Factor	SAR 1g (W/kg)	Scaled SAR1g (W/kg)
	Modulation, Bandwidth, RB		MHz					
	QPSK 20MHz 1RB	Right Cheek	2580	22.31	23.0	1.172	0.095	0.111
	QPSK 20MHz 1RB	Right Tilted	2580	22.31	23.0	1.172	0.091	0.107
12.	QPSK 20MHz 1RB	Left Cheek	2580	22.31	23.0	1.172	0.096	**0.113**
	QPSK 20MHz 1RB	Left Tilted	2580	22.31	23.0	1.172	0.090	0.105
	QPSK 20MHz 50%RB	Right Cheek	2580	22.31	23.0	1.172	0.089	0.104
	QPSK 20MHz 50%RB	Right Tilted	2580	22.31	23.0	1.172	0.083	0.097
	QPSK 20MHz 50%RB	Left Cheek	2580	22.31	23.0	1.172	0.091	0.107
	QPSK 20MHz 50%RB	Left Tilted	2580	22.31	23.0	1.172	0.085	0.100

LTE Band 40(2305-2315MHz)– Head SAR Test								
Plot No.	Mode	Test Position	Frequency	Output Power (dBm)	Rated Limit (dBm)	Scaling Factor	SAR 1g (W/kg)	Scaled SAR1g (W/kg)
	Modulation, Bandwidth, RB		MHz					
	QPSK 10MHz 1RB	Right Cheek	2310	22.75	23.0	1.059	0.106	0.112
	QPSK 10MHz 1RB	Right Tilted	2310	22.75	23.0	1.059	0.099	0.105
13.	QPSK 10MHz 1RB	Left Cheek	2310	22.75	23.0	1.059	0.129	**0.137**
	QPSK 10MHz 1RB	Left Tilted	2310	22.75	23.0	1.059	0.118	0.125
	QPSK 10MHz 50%RB	Right Cheek	2310	22.75	23.0	1.059	0.103	0.109
	QPSK 10MHz 50%RB	Right Tilted	2310	22.75	23.0	1.059	0.095	0.101
	QPSK 10MHz 50%RB	Left Cheek	2310	22.75	23.0	1.059	0.123	0.130
	QPSK 10MHz 50%RB	Left Tilted	2310	22.75	23.0	1.059	0.114	0.121

LTE Band 40(2350-2360MHz)– Head SAR Test								
Plot No.	Mode	Test Position	Frequency	Output Power (dBm)	Rated Limit (dBm)	Scaling Factor	SAR 1g (W/kg)	Scaled SAR1g (W/kg)
	Modulation, Bandwidth, RB		MHz					
	QPSK 10MHz 1RB	Right Cheek	2355	23.87	24.0	1.030	0.091	0.094
	QPSK 10MHz 1RB	Right Tilted	2355	23.87	24.0	1.030	0.085	0.088
14.	QPSK 10MHz 1RB	Left Cheek	2355	23.87	24.0	1.030	0.106	**0.109**
	QPSK 10MHz 1RB	Left Tilted	2355	23.87	24.0	1.030	0.101	0.104
	QPSK 10MHz 50%RB	Right Cheek	2355	23.87	24.0	1.030	0.086	0.089
	QPSK 10MHz 50%RB	Right Tilted	2355	23.87	24.0	1.030	0.080	0.082
	QPSK 10MHz 50%RB	Left Cheek	2355	23.87	24.0	1.030	0.099	0.102
	QPSK 10MHz 50%RB	Left Tilted	2355	23.87	24.0	1.030	0.092	0.095

LTE Band 41– Head SAR Test								
Plot No.	Mode	Test Position	Frequency	Output Power (dBm)	Rated Limit (dBm)	Scaling Factor	SAR 1g (W/kg)	Scaled SAR1g (W/kg)
	Modulation, Bandwidth, RB		MHz					
	QPSK 20MHz 1RB	Right Cheek	2506	23.63	24.0	1.089	0.113	0.123
	QPSK 20MHz 1RB	Right Tilted	2506	23.63	24.0	1.089	0.101	0.110
15.	QPSK 20MHz 1RB	Left Cheek	2506	23.63	24.0	1.089	0.144	**0.157**
	QPSK 20MHz 1RB	Left Tilted	2506	23.63	24.0	1.089	0.136	0.148
	QPSK 20MHz 50%RB	Right Cheek	2506	23.63	24.0	1.089	0.106	0.115
	QPSK 20MHz 50%RB	Right Tilted	2506	23.63	24.0	1.089	0.095	0.103
	QPSK 20MHz 50%RB	Left Cheek	2506	23.63	24.0	1.089	0.139	0.151
	QPSK 20MHz 50%RB	Left Tilted	2506	23.63	24.0	1.089	0.131	0.143

LTE Band 66– Head SAR Test								
Plot No.	Mode	Test Position	Frequency	Output Power (dBm)	Rated Limit (dBm)	Scaling Factor	SAR 1g (W/kg)	Scaled SAR1g (W/kg)
	Modulation, Bandwidth, RB		MHz					
	QPSK 20MHz 1RB	Right Cheek	1720	23.06	24.0	1.242	0.115	0.143
	QPSK 20MHz 1RB	Right Tilted	1720	23.06	24.0	1.242	0.106	0.132
16.	QPSK 20MHz 1RB	Left Cheek	1720	23.06	24.0	1.242	0.191	**0.237**
	QPSK 20MHz 1RB	Left Tilted	1720	23.06	24.0	1.242	0.186	0.231
	QPSK 20MHz 50%RB	Right Cheek	1720	23.06	24.0	1.242	0.109	0.135
	QPSK 20MHz 50%RB	Right Tilted	1720	23.06	24.0	1.242	0.101	0.125
	QPSK 20MHz 50%RB	Left Cheek	1720	23.06	24.0	1.242	0.188	0.233
	QPSK 20MHz 50%RB	Left Tilted	1720	23.06	24.0	1.242	0.175	0.217

WLAN 2.4GHz – Head SAR Test									
Plot No.	Mode	Test Position	Frequency		Output Power (dBm)	Rated Limit (dBm)	Scaling Factor	SAR1g (W/kg)	Scaled SAR1g (W/kg)
			CH.	MHz					
	802.11b	Right Cheek	06	2437	15.83	16.0	1.040	0.117	0.122
	802.11b	Right Tilted	06	2437	15.83	16.0	1.040	0.109	0.113
17.	802.11b	Left Cheek	06	2437	15.83	16.0	1.040	0.227	**0.236**
	802.11b	Left Tilted	06	2437	15.83	16.0	1.040	0.219	0.228

WLAN 5.2GHz – Head SAR Test									
Plot No.	Mode	Test Position	Frequency		Output Power (dBm)	Rated Limit (dBm)	Scaling Factor	SAR1g (W/kg)	Scaled SAR1g (W/kg)
			CH.	MHz					
	802.11a	Right Cheek	40	5200	14.72	15.0	1.067	0.314	0.335
	802.11a	Right Tilted	40	5200	14.72	15.0	1.067	0.305	0.325
18.	802.11a	Left Cheek	40	5200	14.72	15.0	1.067	0.683	**0.728**
	802.11a	Left Tilted	40	5200	14.72	15.0	1.067	0.671	0.716

WLAN 5.8GHz– Head SAR Test									
Plot No.	Mode	Test Position	Frequency		Output Power (dBm)	Rated Limit (dBm)	Scaling Factor	SAR1g (W/kg)	Scaled SAR1g (W/kg)
			CH.	MHz					
	802.11a	Right Cheek	157	5785	14.89	15.0	1.026	0.328	0.337
	802.11a	Right Tilted	157	5785	14.89	15.0	1.026	0.319	0.327
19.	802.11a	Left Cheek	157	5785	14.89	15.0	1.026	0.712	**0.731**
	802.11a	Left Tilted	157	5785	14.89	15.0	1.026	0.703	0.721

Remark: Per KDB 447498 D01 v06, if the highest output channel SAR for each exposure position ≤ 0.8 W/kg other channels SAR tests are not necessary.

Body-worn SAR

GSM850 – Body SAR Test (Gap: 10mm)									
Plot No.	Mode	Test Position	Frequency		Output Power (dBm)	Rated Limit (dBm)	Scaling Factor	SAR1g (W/kg)	Scaled SAR1g (W/kg)
			CH.	MHz					
20.	GSM	Back	251	848.8	31.87	32.0	1.030	0.259	**0.267**
	GSM	Front	251	848.8	31.87	32.0	1.030	0.250	0.258

GSM1900 – Body SAR Test (Gap: 10mm)									
Plot No.	Mode	Test Position	Frequency		Output Power (dBm)	Rated Limit (dBm)	Scaling Factor	SAR1g (W/kg)	Scaled SAR1g (W/kg)
			CH.	MHz					
21.	GSM	Back	512	1850.2	30.93	31.0	1.016	0.237	**0.241**
	GSM	Front	512	1850.2	30.93	31.0	1.016	0.122	0.124

WCDMA Band 2 – Body SAR Test (Gap: 10mm)									
Plot No.	Mode	Test Position	Frequency		Output Power (dBm)	Rated Limit (dBm)	Scaling Factor	SAR1g (W/kg)	Scaled SAR1g (W/kg)
			CH.	MHz					
22.	RMC 12.2k	Back Face	9262	1852.4	22.15	23.0	1.216	0.405	**0.493**
	RMC 12.2k	Front Face	9262	1852.4	22.15	23.0	1.216	0.294	0.358

WCDMA Band 4– Body SAR Test (Gap: 10mm)									
Plot No.	Mode	Test Position	Frequency		Output Power (dBm)	Rated Limit (dBm)	Scaling Factor	SAR1g (W/kg)	Scaled SAR1g (W/kg)
			CH.	MHz					
23.	RMC 12.2k	Back Face	1513	1752.6	22.40	23.0	1.148	0.377	**0.433**
	RMC 12.2k	Front Face	1513	1752.6	22.40	23.0	1.148	0.331	0.380

WCDMA Band 5 – Body SAR Test (Gap: 10mm)									
Plot No.	Mode	Test Position	Frequency		Output Power (dBm)	Rated Limit (dBm)	Scaling Factor	SAR1g (W/kg)	Scaled SAR1g (W/kg)
			CH.	MHz					
24.	RMC 12.2k	Back Face	4132	826.4	22.64	23.0	1.086	0.312	**0.339**
	RMC 12.2k	Front Face	4132	826.4	22.64	23.0	1.086	0.287	0.312

LTE Band 2–Body SAR Test (Gap: 10mm)								
Plot No.	Mode	Test Position	Frequency	Output Power (dBm)	Rated Limit (dBm)	Scaling Factor	SAR 1g (W/kg)	Scaled SAR1g (W/kg)
	Modulation, Bandwidth, RB		MHz					
25.	QPSK 20MHz 1RB	Back Face	1860	22.17	23.0	1.211	0.418	**0.506**
	QPSK 20MHz 1RB	Front Face	1860	22.17	23.0	1.211	0.218	0.264
	QPSK 20MHz 50%RB	Back Face	1860	22.17	23.0	1.211	0.409	0.495
	QPSK 20MHz 50%RB	Front Face	1860	22.17	23.0	1.211	0.210	0.254

LTE Band 4–Body SAR Test (Gap: 10mm)								
Plot No.	Mode	Test Position	Frequency	Output Power (dBm)	Rated Limit (dBm)	Scaling Factor	SAR 1g (W/kg)	Scaled SAR1g (W/kg)
	Modulation, Bandwidth, RB		MHz					
26.	QPSK 20MHz 1RB	Back Face	1720	22.67	23.0	1.079	0.470	**0.507**
	QPSK 20MHz 1RB	Front Face	1720	22.67	23.0	1.079	0.340	0.367
	QPSK 20MHz 50%RB	Back Face	1720	22.67	23.0	1.079	0.463	0.500
	QPSK 20MHz 50%RB	Front Face	1720	22.67	23.0	1.079	0.329	0.355

LTE Band 5–Body SAR Test (Gap: 10mm)								
Plot No.	Mode	Test Position	Frequency	Output Power (dBm)	Rated Limit (dBm)	Scaling Factor	SAR 1g (W/kg)	Scaled SAR1g (W/kg)
	Modulation, Bandwidth, RB		MHz					
27.	QPSK 10MHz 1RB	Back Face	829	23.07	24.0	1.239	0.330	**0.409**
	QPSK 10MHz 1RB	Front Face	829	23.07	24.0	1.239	0.255	0.316
	QPSK 10MHz 50%RB	Back Face	829	23.07	24.0	1.239	0.315	0.390
	QPSK 10MHz 50%RB	Front Face	829	23.07	24.0	1.239	0.238	0.295

LTE Band 7–Body SAR Test (Gap: 10mm)								
Plot No.	Mode	Test Position	Frequency	Output Power (dBm)	Rated Limit (dBm)	Scaling Factor	SAR 1g (W/kg)	Scaled SAR1g (W/kg)
	Modulation, Bandwidth, RB		MHz					
28.	QPSK 20MHz 1RB	Back Face	2510	22.49	23.0	1.125	0.542	**0.610**
	QPSK 20MHz 1RB	Front Face	2510	22.49	23.0	1.125	0.338	0.380
	QPSK 20MHz 50%RB	Back Face	2510	22.49	23.0	1.125	0.529	0.595
	QPSK 20MHz 50%RB	Front Face	2510	22.49	23.0	1.125	0.324	0.364

LTE Band 38–Body SAR Test (Gap: 10mm)								
Plot No.	Mode	Test Position	Frequency	Output Power (dBm)	Rated Limit (dBm)	Scaling Factor	SAR 1g (W/kg)	Scaled SAR1g (W/kg)
	Modulation, Bandwidth, RB		MHz					
29.	QPSK 20MHz 1RB	Back Face	2580	22.31	23.0	1.172	0.272	**0.319**
	QPSK 20MHz 1RB	Front Face	2580	22.31	23.0	1.172	0.200	0.234
	QPSK 20MHz 50%RB	Back Face	2580	22.31	23.0	1.172	0.265	0.311
	QPSK 20MHz 50%RB	Front Face	2580	22.31	23.0	1.172	0.194	0.227

LTE Band 40(2305-2315MHz)–Body SAR Test (Gap: 10mm)								
Plot No.	Mode	Test Position	Frequency	Output Power (dBm)	Rated Limit (dBm)	Scaling Factor	SAR 1g (W/kg)	Scaled SAR1g (W/kg)
	Modulation, Bandwidth, RB		MHz					
30.	QPSK 20MHz 1RB	Back Face	2310	22.75	23.0	1.059	0.298	**0.316**
	QPSK 20MHz 1RB	Front Face	2310	22.75	23.0	1.059	0.180	0.191
	QPSK 20MHz 50%RB	Back Face	2310	22.75	23.0	1.059	0.287	0.304
	QPSK 20MHz 50%RB	Front Face	2310	22.75	23.0	1.059	0.172	0.182

LTE Band 40(2350-2360MHz)–Body SAR Test (Gap: 10mm)								
Plot No.	Mode	Test Position	Frequency	Output Power (dBm)	Rated Limit (dBm)	Scaling Factor	SAR 1g (W/kg)	Scaled SAR1g (W/kg)
	Modulation, Bandwidth, RB		MHz					
31.	QPSK 20MHz 1RB	Back Face	2355	23.87	24.0	1.030	0.276	**0.284**
	QPSK 20MHz 1RB	Front Face	2355	23.87	24.0	1.030	0.161	0.166
	QPSK 20MHz 50%RB	Back Face	2355	23.87	24.0	1.030	0.268	0.276
	QPSK 20MHz 50%RB	Front Face	2355	23.87	24.0	1.030	0.154	0.159

LTE Band 41–Body SAR Test (Gap: 10mm)								
Plot No.	Mode	Test Position	Frequency	Output Power (dBm)	Rated Limit (dBm)	Scaling Factor	SAR 1g (W/kg)	Scaled SAR1g (W/kg)
	Modulation, Bandwidth, RB		MHz					
32.	QPSK 20MHz 1RB	Back Face	2506	23.63	24.0	1.089	0.296	**0.322**
	QPSK 20MHz 1RB	Front Face	2506	23.63	24.0	1.089	0.215	0.234
	QPSK 20MHz 50%RB	Back Face	2506	23.63	24.0	1.089	0.285	0.310
	QPSK 20MHz 50%RB	Front Face	2506	23.63	24.0	1.089	0.204	0.222

LTE Band 66–Body SAR Test (Gap: 10mm)								
Plot No.	Mode	Test Position	Frequency	Output Power (dBm)	Rated Limit (dBm)	Scaling Factor	SAR 1g (W/kg)	Scaled SAR1g (W/kg)
	Modulation, Bandwidth, RB		MHz					
33.	QPSK 20MHz 1RB	Back Face	1720	23.06	24.0	1.242	0.424	**0.526**
	QPSK 20MHz 1RB	Front Face	1720	23.06	24.0	1.242	0.363	0.451
	QPSK 20MHz 50%RB	Back Face	1720	23.06	24.0	1.242	0.410	0.509
	QPSK 20MHz 50%RB	Front Face	1720	23.06	24.0	1.242	0.333	0.413

WLAN 2.4GHz –Body SAR Test (Gap: 10mm)									
Plot No.	Mode	Test Position	Frequency		Output Power (dBm)	Rated Limit (dBm)	Scaling Factor	SAR1g (W/kg)	Scaled SAR1g (W/kg)
			CH.	MHz					
34.	802.11b	Back Face	06	2437	15.83	16.0	1.040	0.138	**0.144**
	802.11b	Front Face	06	2437	15.83	16.0	1.040	0.116	0.121

WLAN 5.2GHz –Body SAR Test(Gap: 10mm)									
Plot No.	Mode	Test Position	Frequency		Output Power (dBm)	Rated Limit (dBm)	Scaling Factor	SAR1g (W/kg)	Scaled SAR1g (W/kg)
			CH.	MHz					
35.	802.11a	Back Face	40	5200	14.72	15.0	1.067	0.419	**0.447**
	802.11a	Front Face	40	5200	14.72	15.0	1.067	0.186	0.198

WLAN 5.8GHz –Body SAR Test(Gap: 10mm)									
Plot No.	Mode	Test Position	Frequency		Output Power (dBm)	Rated Limit (dBm)	Scaling Factor	SAR1g (W/kg)	Scaled SAR1g (W/kg)
			CH.	MHz					
36.	802.11a	Back Face	157	5785	14.89	15.0	1.026	0.364	**0.373**
	802.11a	Front Face	157	5785	14.89	15.0	1.026	0.196	0.201

Hotspot SAR

GSM850 – Body SAR Test (Gap: 10mm)									
Plot No.	Mode	Test Position	Frequency		Output Power (dBm)	Rated Limit (dBm)	Scaling Factor	SAR1g (W/kg)	Scaled SAR1g (W/kg)
			CH.	MHz					
37.	GPRS_3TX	Back Face	251	848.8	29.56	30.0	1.107	0.360	**0.398**
	GPRS_3TX	Front Face	251	848.8	29.56	30.0	1.107	0.323	0.357
	GPRS_3TX	Right Side	251	848.8	29.56	30.0	1.107	0.140	0.155
	GPRS_3TX	Left Side	251	848.8	29.56	30.0	1.107	0.044	0.049
	GPRS_3TX	Bottom Side	251	848.8	29.56	30.0	1.107	0.315	0.349

GSM1900 – Body SAR Test (Gap: 10mm)									
Plot No.	Mode	Test Position	Frequency		Output Power (dBm)	Rated Limit (dBm)	Scaling Factor	SAR1g (W/kg)	Scaled SAR1g (W/kg)
			CH.	MHz					
38.	GPRS_2TX	Back Face	512	1850.2	28.92	29.0	1.019	0.340	**0.346**
	GPRS_2TX	Front Face	512	1850.2	28.92	29.0	1.019	0.245	0.250
	GPRS_2TX	Right Side	512	1850.2	28.92	29.0	1.019	0.049	0.050
	GPRS_2TX	Left Side	512	1850.2	28.92	29.0	1.019	0.130	0.132
	GPRS_2TX	Bottom Side	512	1850.2	28.92	29.0	1.019	0.310	0.316

WCDMA Band 2 – Body SAR Test (Gap: 10mm)									
Plot No.	Mode	Test Position	Frequency		Output Power (dBm)	Rated Limit (dBm)	Scaling Factor	SAR1g (W/kg)	Scaled SAR1g (W/kg)
			CH.	MHz					
39.	RMC 12.2k	Back Face	9262	1852.4	22.15	23.0	1.216	0.405	**0.493**
	RMC 12.2k	Front Face	9262	1852.4	22.15	23.0	1.216	0.294	0.358
	RMC 12.2k	Right Side	9262	1852.4	22.15	23.0	1.216	0.058	0.071
	RMC 12.2k	Left Side	9262	1852.4	22.15	23.0	1.216	0.106	0.129
	RMC 12.2k	Bottom Side	9262	1852.4	22.15	23.0	1.216	0.338	0.411

WCDMA Band 4 – Body SAR Test (Gap: 10mm)									
Plot No.	Mode	Test Position	Frequency		Output Power (dBm)	Rated Limit (dBm)	Scaling Factor	SAR1g (W/kg)	Scaled SAR1g (W/kg)
			CH.	MHz					
	RMC 12.2k	Back Face	1513	1752.6	22.40	23.0	1.148	0.377	0.433
	RMC 12.2k	Front Face	1513	1752.6	22.40	23.0	1.148	0.331	0.380
	RMC 12.2k	Right Side	1513	1752.6	22.40	23.0	1.148	0.067	0.077
	RMC 12.2k	Left Side	1513	1752.6	22.40	23.0	1.148	0.100	0.115
40.	RMC 12.2k	Bottom Side	1513	1752.6	22.40	23.0	1.148	0.523	**0.600**

WCDMA Band 5 – Body SAR Test (Gap: 10mm)									
Plot No.	Mode	Test Position	Frequency		Output Power (dBm)	Rated Limit (dBm)	Scaling Factor	SAR1g (W/kg)	Scaled SAR1g (W/kg)
			CH.	MHz					
41.	RMC 12.2k	Back Face	4132	826.4	22.64	23.0	1.086	0.312	**0.339**
	RMC 12.2k	Front Face	4132	826.4	22.64	23.0	1.086	0.287	0.312
	RMC 12.2k	Right Side	4132	826.4	22.64	23.0	1.086	0.157	0.171
	RMC 12.2k	Left Side	4132	826.4	22.64	23.0	1.086	0.037	0.040
	RMC 12.2k	Bottom Side	4132	826.4	22.64	23.0	1.086	0.285	0.310

LTE Band 2–Body SAR Test (Gap: 10mm)								
Plot No.	Mode	Test Position	Frequency	Output Power (dBm)	Rated Limit (dBm)	Scaling Factor	SAR 1g (W/kg)	Scaled SAR1g (W/kg)
	Modulation, Bandwidth, RB		MHz					
42.	QPSK 20MHz 1RB	Back Face	1860	22.17	23.0	1.211	0.418	**0.506**
	QPSK 20MHz 1RB	Front Face	1860	22.17	23.0	1.211	0.218	0.264
	QPSK 20MHz 1RB	Right Side	1860	22.17	23.0	1.211	0.053	0.064
	QPSK 20MHz 1RB	Left Side	1860	22.17	23.0	1.211	0.122	0.148
	QPSK 20MHz 1RB	Bottom Side	1860	22.17	23.0	1.211	0.367	0.444
	QPSK 20MHz 50%RB	Back Face	1860	22.17	23.0	1.211	0.409	0.495
	QPSK 20MHz 50%RB	Front Face	1860	22.17	23.0	1.211	0.210	0.254
	QPSK 20MHz 50%RB	Right Side	1860	22.17	23.0	1.211	0.047	0.057
	QPSK 20MHz 50%RB	Left Side	1860	22.17	23.0	1.211	0.119	0.144
	QPSK 20MHz 50%RB	Bottom Side	1860	22.17	23.0	1.211	0.358	0.433

LTE Band 4–Body SAR Test (Gap: 10mm)								
Plot No.	Mode	Test Position	Frequency	Output Power (dBm)	Rated Limit (dBm)	Scaling Factor	SAR 1g (W/kg)	Scaled SAR1g (W/kg)
	Modulation, Bandwidth, RB		MHz					
	QPSK 20MHz 1RB	Back Face	1720	22.67	23.0	1.079	0.470	0.507
	QPSK 20MHz 1RB	Front Face	1720	22.67	23.0	1.079	0.340	0.367
	QPSK 20MHz 1RB	Right Side	1720	22.67	23.0	1.079	0.066	0.071
	QPSK 20MHz 1RB	Left Side	1720	22.67	23.0	1.079	0.120	0.129
43.	QPSK 20MHz 1RB	Bottom Side	1720	22.67	23.0	1.079	0.640	**0.691**
	QPSK 20MHz 50%RB	Back Face	1720	22.67	23.0	1.079	0.463	0.500
	QPSK 20MHz 50%RB	Front Face	1720	22.67	23.0	1.079	0.329	0.355
	QPSK 20MHz 50%RB	Right Side	1720	22.67	23.0	1.079	0.054	0.058
	QPSK 20MHz 50%RB	Left Side	1720	22.67	23.0	1.079	0.113	0.122
	QPSK 20MHz 50%RB	Bottom Side	1720	22.67	23.0	1.079	0.632	0.682

LTE Band 5–Body SAR Test (Gap: 10mm)								
Plot No.	**Mode**	**Test Position**	**Frequency**	**Output Power (dBm)**	**Rated Limit (dBm)**	**Scaling Factor**	**SAR 1g (W/kg)**	**Scaled SAR1g (W/kg)**
	Modulation, Bandwidth, RB		**MHz**					
44.	QPSK 10MHz 1RB	Back Face	829	23.07	24.0	1.239	0.330	**0.409**
	QPSK 10MHz 1RB	Front Face	829	23.07	24.0	1.239	0.255	0.316
	QPSK 10MHz 1RB	Right Side	829	23.07	24.0	1.239	0.131	0.162
	QPSK 10MHz 1RB	Left Side	829	23.07	24.0	1.239	0.047	0.058
	QPSK 10MHz 1RB	Bottom Side	829	23.07	24.0	1.239	0.246	0.305
	QPSK 10MHz 50%RB	Back Face	829	23.07	24.0	1.239	0.315	0.390
	QPSK 10MHz 50%RB	Front Face	829	23.07	24.0	1.239	0.238	0.295
	QPSK 10MHz 50%RB	Right Side	829	23.07	24.0	1.239	0.116	0.144
	QPSK 10MHz 50%RB	Left Side	829	23.07	24.0	1.239	0.037	0.046
	QPSK 10MHz 50%RB	Bottom Side	829	23.07	24.0	1.239	0.228	0.282

LTE Band 7–Body SAR Test (Gap: 10mm)								
Plot No.	**Mode**	**Test Position**	**Frequency**	**Output Power (dBm)**	**Rated Limit (dBm)**	**Scaling Factor**	**SAR 1g (W/kg)**	**Scaled SAR1g (W/kg)**
	Modulation, Bandwidth, RB		**MHz**					
45.	QPSK 20MHz 1RB	Back Face	2510	22.49	23.0	1.125	0.542	**0.610**
	QPSK 20MHz 1RB	Front Face	2510	22.49	23.0	1.125	0.338	0.380
	QPSK 20MHz 1RB	Right Side	2510	22.49	23.0	1.125	0.078	0.088
	QPSK 20MHz 1RB	Left Side	2510	22.49	23.0	1.125	0.091	0.102
	QPSK 20MHz 1RB	Bottom Side	2510	22.49	23.0	1.125	0.226	0.254
	QPSK 20MHz 50%RB	Back Face	2510	22.49	23.0	1.125	0.529	0.595
	QPSK 20MHz 50%RB	Front Face	2510	22.49	23.0	1.125	0.324	0.364
	QPSK 20MHz 50%RB	Right Side	2510	22.49	23.0	1.125	0.067	0.075
	QPSK 20MHz 50%RB	Left Side	2510	22.49	23.0	1.125	0.088	0.099
	QPSK 20MHz 50%RB	Bottom Side	2510	22.49	23.0	1.125	0.219	0.246

LTE Band 38–Body SAR Test (Gap: 10mm)								
Plot No.	**Mode**	**Test Position**	**Frequency**	**Output Power (dBm)**	**Rated Limit (dBm)**	**Scaling Factor**	**SAR 1g (W/kg)**	**Scaled SAR1g (W/kg)**
	Modulation, Bandwidth, RB		**MHz**					
46.	QPSK 20MHz 1RB	Back Face	2580	22.31	23.0	1.172	0.272	**0.319**
	QPSK 20MHz 1RB	Front Face	2580	22.31	23.0	1.172	0.200	0.234
	QPSK 20MHz 1RB	Right Side	2580	22.31	23.0	1.172	0.054	0.063
	QPSK 20MHz 1RB	Left Side	2580	22.31	23.0	1.172	0.051	0.060
	QPSK 20MHz 1RB	Bottom Side	2580	22.31	23.0	1.172	0.116	0.136
	QPSK 20MHz 50%RB	Back Face	2580	22.31	23.0	1.172	0.265	0.311
	QPSK 20MHz 50%RB	Front Face	2580	22.31	23.0	1.172	0.194	0.227
	QPSK 20MHz 50%RB	Right Side	2580	22.31	23.0	1.172	0.048	0.056
	QPSK 20MHz 50%RB	Left Side	2580	22.31	23.0	1.172	0.042	0.049
	QPSK 20MHz 50%RB	Bottom Side	2580	22.31	23.0	1.172	0.110	0.129

LTE Band 40(2305-2315MHz)–Body SAR Test (Gap: 10mm)								
Plot No.	**Mode**	**Test Position**	**Frequency**	**Output Power (dBm)**	**Rated Limit (dBm)**	**Scaling Factor**	**SAR 1g (W/kg)**	**Scaled SAR1g (W/kg)**
	Modulation, Bandwidth, RB		**MHz**					
47.	QPSK 10MHz 1RB	Back Face	2310	22.75	23.0	1.059	0.298	**0.316**
	QPSK 10MHz 1RB	Front Face	2310	22.75	23.0	1.059	0.180	0.191
	QPSK 10MHz 1RB	Right Side	2310	22.75	23.0	1.059	0.049	0.052
	QPSK 10MHz 1RB	Left Side	2310	22.75	23.0	1.059	0.047	0.050
	QPSK 10MHz 1RB	Bottom Side	2310	22.75	23.0	1.059	0.139	0.147
	QPSK 10MHz 50%RB	Back Face	2310	22.75	23.0	1.059	0.287	0.304
	QPSK 10MHz 50%RB	Front Face	2310	22.75	23.0	1.059	0.172	0.182
	QPSK 10MHz 50%RB	Right Side	2310	22.75	23.0	1.059	0.046	0.049
	QPSK 10MHz 50%RB	Left Side	2310	22.75	23.0	1.059	0.044	0.047
	QPSK 10MHz 50%RB	Bottom Side	2310	22.75	23.0	1.059	0.133	0.141

LTE Band 40(2350-2360MHz)–Body SAR Test (Gap: 10mm)								
Plot No.	**Mode**	**Test Position**	**Frequency**	**Output Power (dBm)**	**Rated Limit (dBm)**	**Scaling Factor**	**SAR 1g (W/kg)**	**Scaled SAR1g (W/kg)**
	Modulation, Bandwidth, RB		**MHz**					
48.	QPSK 10MHz 1RB	Back Face	2355	23.87	24.0	1.030	0.276	**0.284**
	QPSK 10MHz 1RB	Front Face	2355	23.87	24.0	1.030	0.161	0.166
	QPSK 10MHz 1RB	Right Side	2355	23.87	24.0	1.030	0.046	0.047
	QPSK 10MHz 1RB	Left Side	2355	23.87	24.0	1.030	0.054	0.056
	QPSK 10MHz 1RB	Bottom Side	2355	23.87	24.0	1.030	0.136	0.140
	QPSK 10MHz 50%RB	Back Face	2355	23.87	24.0	1.030	0.268	0.276
	QPSK 10MHz 50%RB	Front Face	2355	23.87	24.0	1.030	0.154	0.159
	QPSK 10MHz 50%RB	Right Side	2355	23.87	24.0	1.030	0.040	0.041
	QPSK 10MHz 50%RB	Left Side	2355	23.87	24.0	1.030	0.045	0.046
	QPSK 10MHz 50%RB	Bottom Side	2355	23.87	24.0	1.030	0.130	0.134

LTE Band 41–Body SAR Test (Gap: 10mm)								
Plot No.	**Mode**	**Test Position**	**Frequency**	**Output Power (dBm)**	**Rated Limit (dBm)**	**Scaling Factor**	**SAR 1g (W/kg)**	**Scaled SAR1g (W/kg)**
	Modulation, Bandwidth, RB		**MHz**					
49.	QPSK 20MHz 1RB	Back Face	2506	23.63	24.0	1.089	0.296	**0.322**
	QPSK 20MHz 1RB	Front Face	2506	23.63	24.0	1.089	0.215	0.234
	QPSK 20MHz 1RB	Right Side	2506	23.63	24.0	1.089	0.053	0.058
	QPSK 20MHz 1RB	Left Side	2506	23.63	24.0	1.089	0.054	0.059
	QPSK 20MHz 1RB	Bottom Side	2506	23.63	24.0	1.089	0.123	0.134
	QPSK 20MHz 50%RB	Back Face	2506	23.63	24.0	1.089	0.285	0.310
	QPSK 20MHz 50%RB	Front Face	2506	23.63	24.0	1.089	0.204	0.222
	QPSK 20MHz 50%RB	Right Side	2506	23.63	24.0	1.089	0.042	0.046
	QPSK 20MHz 50%RB	Left Side	2506	23.63	24.0	1.089	0.045	0.049
	QPSK 20MHz 50%RB	Bottom Side	2506	23.63	24.0	1.089	0.119	0.130

LTE Band 66–Body SAR Test (Gap: 10mm)								
Plot No.	Mode	Test Position	Frequency	Output Power (dBm)	Rated Limit (dBm)	Scaling Factor	SAR 1g (W/kg)	Scaled SAR1g (W/kg)
	Modulation, Bandwidth, RB		MHz					
	QPSK 20MHz 1RB	Back Face	1720	23.06	24.0	1.242	0.424	0.526
	QPSK 20MHz 1RB	Front Face	1720	23.06	24.0	1.242	0.363	0.451
	QPSK 20MHz 1RB	Right Side	1720	23.06	24.0	1.242	0.066	0.082
	QPSK 20MHz 1RB	Left Side	1720	23.06	24.0	1.242	0.116	0.144
50.	QPSK 20MHz 1RB	Bottom Side	1720	23.06	24.0	1.242	0.571	**0.709**
	QPSK 20MHz 50%RB	Back Face	1720	23.06	24.0	1.242	0.410	0.509
	QPSK 20MHz 50%RB	Front Face	1720	23.06	24.0	1.242	0.333	0.413
	QPSK 20MHz 50%RB	Right Side	1720	23.06	24.0	1.242	0.058	0.072
	QPSK 20MHz 50%RB	Left Side	1720	23.06	24.0	1.242	0.109	0.135
	QPSK 20MHz 50%RB	Bottom Side	1720	23.06	24.0	1.242	0.568	0.705

WLAN 2.4GHz –Body SAR Test (Gap: 10mm)									
Plot No.	Mode	Test Position	Frequency		Output Power (dBm)	Rated Limit (dBm)	Scaling Factor	SAR1g (W/kg)	Scaled SAR1g (W/kg)
			CH.	MHz					
	802.11b	Back Face	06	2437	15.83	16.0	1.040	0.138	0.144
	802.11b	Front Face	06	2437	15.83	16.0	1.040	0.116	0.121
	802.11b	Right Side	06	2437	15.83	16.0	1.040	0.065	0.068
51.	802.11b	Top Side	06	2437	15.83	16.0	1.040	0.169	**0.176**

WLAN 5.2GHz –Body SAR Test(Gap: 10mm)									
Plot No.	Mode	Test Position	Frequency		Output Power (dBm)	Rated Limit (dBm)	Scaling Factor	SAR1g (W/kg)	Scaled SAR1g (W/kg)
			CH.	MHz					
52.	802.11a	Back Face	40	5200	14.72	15.0	1.067	0.419	**0.447**
	802.11a	Front Face	40	5200	14.72	15.0	1.067	0.186	0.198
	802.11a	Right Side	40	5200	14.72	15.0	1.067	0.125	0.133
	802.11a	Top Side	40	5200	14.72	15.0	1.067	0.334	0.356

WLAN 5.8GHz –Body SAR Test(Gap: 10mm)									
Plot No.	**Mode**	**Test Position**	**Frequency**		**Output Power (dBm)**	**Rated Limit (dBm)**	**Scaling Factor**	**SAR1g (W/kg)**	**Scaled SAR1g (W/kg)**
			CH.	**MHz**					
	802.11a	Back Face	157	5785	14.89	15.0	1.026	0.364	0.373
	802.11a	Front Face	157	5785	14.89	15.0	1.026	0.196	0.201
	802.11a	Right Side	157	5785	14.89	15.0	1.026	0.148	0.152
53.	802.11a	Top Side	157	5785	14.89	15.0	1.026	0.398	**0.408**

Remark: Per KDB 447498 D01 v06, if the highest output channel SAR for each exposure position ≤ 0.8 W/kg other channels SAR tests are not necessary.

9.3 Simultaneous Multi-band Transmission SAR Analysis

List of Mode for Simultaneous Multi-band Transmission

No.	Configurations	Head SAR	Body SAR
1	GSM(Voice/Data) + WLAN(2.4GHz)(Data)	Yes	Yes
2	WCDMA (Voice/Data)+ WLAN(2.4GHz)(Data)	Yes	Yes
3	LTE(Data) + WLAN(2.4GHz)(Data)	Yes	Yes
4	GSM(Voice/Data) + WLAN(5GHz)(Data)	Yes	Yes
5	WCDMA (Voice/Data)+ WLAN(5GHz)(Data)	Yes	Yes
6	LTE(Data) + WLAN(5GHz)(Data)	Yes	Yes
7	GSM(Voice/Data) + Bluetooth(Data)	Yes	Yes
8	WCDMA (Voice/Data) + Bluetooth(Data)	Yes	Yes
9	LTE(Data) + Bluetooth(Data)	Yes	Yes

Remark:

1. GSM, WCDMA and LTE share the same antenna, and cannot transmit simultaneously.
2. WLAN and Bluetooth share the same antenna, and cannot transmit simultaneously.
3. According to the KDB 447498 D01 v06, when standalone SAR test exclusion applies to an antenna that transmits simultaneously with other antennas, the standalone SAR must be estimated according to following to determine simultaneous transmission SAR test exclusion:

(max. power of channel, including tune-up tolerance, mW)/(min. test separation distance, mm)]·[√f(GHz)/x] W/kg for test separation distances ≤ 50 mm;

where x = 7.5 for 1-g SAR, and x = 18.75 for 10-g SAR.

For simultaneous transmission analysis, Bluetooth SAR is estimated per KDB 447498 D01 v06 as below:

Bluetooth:

Tune-Up Power (dBm)	Max. Power (mW)	Distance (mm)	Frequency (GHz)	X	SAR(1g) 5mm	SAR(1g) 10mm
4.0	2.51	5/10	2.480	7.5	0.105	0.053

4. The maximum SAR summation is calculated based on the same configuration and test position.

Head SAR

WWAN and WLAN

	WWAN		WLAN(2.4GHz)	Summed SAR (W/kg)
Position	**Band**	**Scaled SAR (W/kg)**	**Scaled SAR (W/kg)**	
Right Cheek	GSM	0.210	0.122	0.332
Right Tilted	GSM	0.200	0.113	0.313
Left Cheek	GSM	**0.438**	**0.236**	**0.674**
Left Tilted	GSM	0.434	0.228	0.662
Right Cheek	WCDMA	0.247	0.122	0.369
Right Tilted	WCDMA	0.230	0.113	0.343
Left Cheek	WCDMA	**0.302**	**0.236**	0.538
Left Tilted	WCDMA	0.285	0.228	0.513
Right Cheek	LTE	0.153	0.122	0.275
Right Tilted	LTE	0.136	0.113	0.249
Left Cheek	LTE	**0.301**	**0.236**	0.537
Left Tilted	LTE	0.292	0.228	0.520

WWAN and WLAN

	WWAN		WLAN(5GHz)	Summed SAR (W/kg)
Position	**Band**	**Scaled SAR (W/kg)**	**Scaled SAR (W/kg)**	
Right Cheek	GSM	0.210	0.335	0.545
Right Tilted	GSM	0.200	0.325	0.525
Left Cheek	GSM	**0.438**	**0.731**	**1.169**
Left Tilted	GSM	0.434	0.721	1.155
Right Cheek	WCDMA	0.247	0.335	0.582
Right Tilted	WCDMA	0.230	0.325	0.555
Left Cheek	WCDMA	**0.302**	**0.731**	1.033
Left Tilted	WCDMA	0.285	0.721	1.006
Right Cheek	LTE	0.153	0.335	0.488
Right Tilted	LTE	0.136	0.325	0.461
Left Cheek	LTE	**0.301**	**0.731**	1.032
Left Tilted	LTE	0.292	0.721	1.013

Note:

1. WWAN + Bluetooth test result less than the WWAN + WLAN (2.4GHz/5GHz) test result, so the WWAN + Bluetooth test result is not show in the test report.

Body-worn SAR

WWAN and WLAN

	WWAN		WLAN(2.4GHz)	Summed SAR (W/kg)
Position	**Band**	**Scaled SAR (W/kg)**	**Scaled SAR (W/kg)**	
Back	GSM	**0.267**	**0.144**	0.411
Front	GSM	0.258	0.121	0.379
Back	WCDMA	**0.493**	**0.144**	0.637
Front	WCDMA	0.380	0.121	0.501
Back	LTE	**0.610**	**0.144**	**0.754**
Front	LTE	0.451	0.121	0.572

WWAN and WLAN

	WWAN		WLAN(5GHz)	Summed SAR (W/kg)
Position	**Band**	**Scaled SAR (W/kg)**	**Scaled SAR (W/kg)**	
Back	GSM	**0.267**	**0.447**	0.714
Front	GSM	0.258	0.201	0.459
Back	WCDMA	**0.493**	**0.447**	0.940
Front	WCDMA	0.380	0.201	0.581
Back	LTE	**0.610**	**0.447**	**1.057**
Front	LTE	0.451	0.201	0.652

Note:

1. WWAN + Bluetooth test result less than the WWAN + WLAN (2.4GHz/5GHz) test result, so the WWAN + Bluetooth test result is not show in the test report.

Hotspot SAR

WWAN and WLAN

	WWAN		WLAN(2.4GHz)	Summed SAR (W/kg)
Position	**Band**	**Scaled SAR (W/kg)**	**Scaled SAR (W/kg)**	
Back	GSM	**0.398**	0.144	0.542
Front	GSM	0.357	0.121	0.478
Right side	GSM	0.155	0.068	0.223
Left side	GSM	0.132	--	0.132
Top side	GSM	--	**0.176**	0.176
Bottom side	GSM	0.349	--	0.349
Back	WCDMA	0.493	0.144	0.637
Front	WCDMA	0.380	0.121	0.501
Right side	WCDMA	0.171	0.068	0.239
Left side	WCDMA	0.129	--	0.129
Top side	WCDMA	--	**0.176**	0.176
Bottom side	WCDMA	**0.600**	--	0.600
Back	LTE	0.610	0.144	**0.754**
Front	LTE	0.451	0.121	0.572
Right side	LTE	0.162	0.068	0.230
Left side	LTE	0.148	--	0.148
Top side	LTE	--	**0.176**	0.176
Bottom side	LTE	**0.709**	--	0.709

WWAN and WLAN

	WWAN		WLAN(5GHz)	Summed SAR (W/kg)
Position	**Band**	**Scaled SAR (W/kg)**	**Scaled SAR (W/kg)**	
Back	GSM	**0.398**	**0.447**	0.845
Front	GSM	0.357	0.201	0.558
Right side	GSM	0.155	0.152	0.307
Left side	GSM	0.132	--	0.132
Bottom side	GSM	--	0.408	0.408
Top side	GSM	0.349	--	0.349
Back	WCDMA	**0.493**	**0.447**	0.940
Front	WCDMA	0.380	0.201	0.581
Right side	WCDMA	0.171	0.152	0.323
Left side	WCDMA	0.129	--	0.129
Bottom side	WCDMA	--	0.408	0.408

Top side	WCDMA	**0.600**	--	0.600
Back	LTE	0.610	**0.447**	**1.057**
Front	LTE	0.451	0.201	0.652
Right side	LTE	0.162	0.152	0.314
Left side	LTE	0.148	--	0.148
Bottom side	LTE	--	0.408	0.408
Top side	LTE	**0.709**	--	0.709

Note:

1. WWAN + Bluetooth test result less than the WWAN + WLAN (2.4GHz/5GHz) test result, so the WWAN + Bluetooth test result is not show in the test report.

10. Measurement Uncertainty

10.1 Uncertainty for SAR Test

Input quantity X_i (source of uncertainty)	Ref.	Prob. Dist PDF_i	Unc. $a(x_i)$	Div. q_i	$u(x_i) = a(x_i)/q_i$	c_i (1 g; 10 g)	$u(y) = c_i \cdot u(x_i)$	v_i or v_{eff}
Measurement System errors								
Probe calibration	8.4.1.1	N	7.00	2	3.5	1	3.5	∝
Probe calibration drift	8.4.1.2	R	0	√3	0	1	0	∝
Probe linearity and detection limit	8.4.1.3	R	5.00	√3	2.89	1	2.89	∝
Broadband signal	8.4.1.4	R	0	√3	0	1	0	∝
Probe isotropy	8.4.1.5	R	2.50	√3	1.44	1	1.44	∝
Other probe and data acquisition errors	8.4.1.6	N	0.02	1	0.02	1	0.02	∝
RF ambient and noise	8.4.1.7	N	0	1	0	1	0	∝
Probe positioning errors	8.4.1.8	N	1.40	1	1.40	2/™	0.70	
Data processing errors	8.4.1.9	N	0.05	1	0.05	1	0.05	∝
Phantom and device (DUT or validation antenna) errors								
Measurement of phantom conductivity(σ)	8.4.2.1	N	4.00	1	4.00	c_ε, c_σ	4.00	∝
Temperature effects (medium)	8.4.2.2	R	2.50	√3	1.44	c_ε, c_σ	1.44	∝
Shell permittivity	8.4.2.3	R	5.00	√3	2.88	See 8.4.2.3	2.88	∝
Distance between the radiating element of the DUT and the phantom medium	8.4.2.4	N	0.03	1	0.03	2	0.02	∝
Repeatability of positioning the DUT or source against the phantom	8.4.2.5	N	0.05	1	0.05	1	0.05	5
Device holder effects	8.4.2.6	N	5.00	1	5.00	1	5.00	
Effect of operating mode on probe sensitivity	8.4.2.7	R	0	√3	0	1	0	∝
Time-average SAR	8.4.2.8	R	0	√3	0	1	0	∝
Variation in SAR due to drift in output of DUT	8.4.2.9	N	5.00	1	5.00	1	5.00	
Validation antenna uncertainty (validation measurement only)	8.4.2.10	N	0	1	0	1	0	
Uncertainty in accepted power	8.4.2.11	N	0	1	0	1	0	

(validation measurement only)								
Corrections to the SAR result								
Phantom deviation from target (ε′,σ)	8.4.3.1	N	0.05	1	0.05	1	0.05	
SAR scaling	8.4.3.2	R	2.00	√3	1.15	1	1.15	
Combined Standard Uncertainty		RSS			10.11		10.11	ν_{eff}=
Expanded uncertainty, U		K=2			20.23		20.23	

Annex A. Plots of System Performance Check

MEASUREMENT 1

Type: Validation measurement (Fast, 75.00 %)
Date of measurement: 2025-05-10
Measurement duration: 12 minutes 21 seconds
E-field Probe: SSE2 - 0725-EPGO-446; ConvF: 0.99; Calibrated: 2025-02-12

A. Experimental conditions

Area Scan	dx=8mm dy=8mm
Zoom Scan	dx=5mm dy=5mm dz=4mm
Phantom	Validation plane
Device Position	Dipole
Band	CW835
Signal	Duty Cycle 1:1

B. SAR Measurement Results

Frequency (MHz)	835.000000
Relative Permittivity (real part)	40.751489
Conductivity (S/m)	0.894171
Power Variation (%)	-1.884700
Ambient Temperature	22.4
Liquid Temperature	22.4

C. SAR Surface and Volume

SURFACE SAR	VOLUME SAR
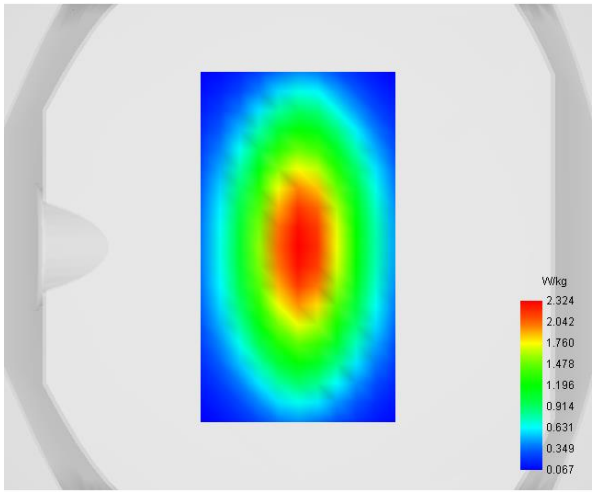	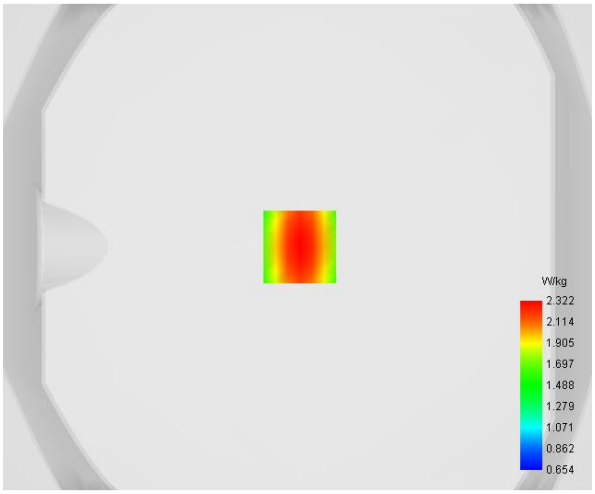

Maximum location: X=1.00, Y=0.00

D. SAR 1g & 10g

SAR 10g (W/Kg)	**1.527360**
SAR 1g (W/Kg)	**2.210386**

E. Z Axis Scan

Z (mm)	**0.00**	**4.00**	**8.00**	**12.00**	**16.00**
SAR (W/Kg)	**3.0677**	**2.3224**	**1.7644**	**1.3585**	**1.0631**

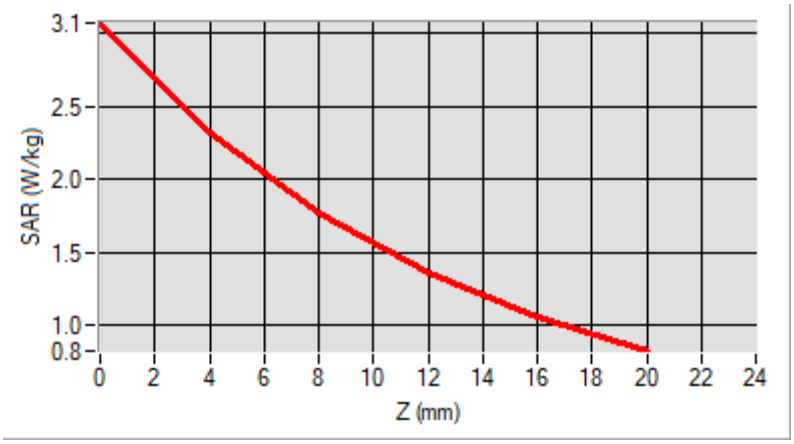

F. 3D Image

3D screen shot	**Hot spot position**
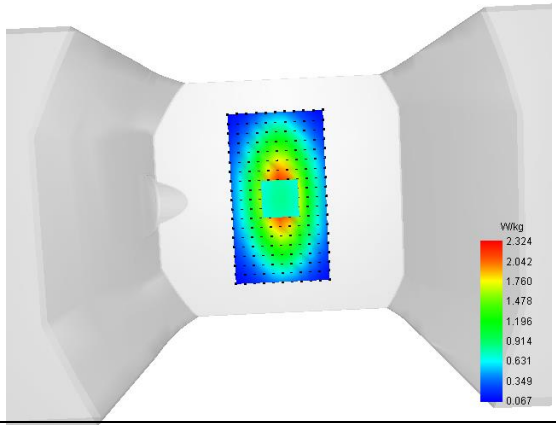	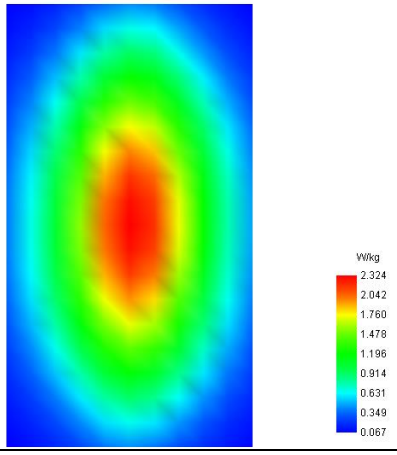

MEASUREMENT 2

Type: Validation measurement (Fast, 75.00 %)
Date of measurement: 2025-05-13
Measurement duration: 12 minutes 21 seconds
E-field Probe: SSE2 - 0725-EPGO-446; ConvF: 1.23; Calibrated: 2025-02-12

A. Experimental conditions

Area Scan	dx=8mm dy=8mm
Zoom Scan	dx=5mm dy=5mm dz=4mm
Phantom	Validation plane
Device Position	Dipole
Band	CW1800
Signal	CW (Crest factor: 1.0)

B. SAR Measurement Results

Frequency (MHz)	1800.000000
Relative Permittivity (real part)	39.151747
Conductivity (S/m)	1.383485
Power Variation (%)	-1.425800
Ambient Temperature	22.4
Liquid Temperature	22.4

C. SAR Surface and Volume

SURFACE SAR	VOLUME SAR
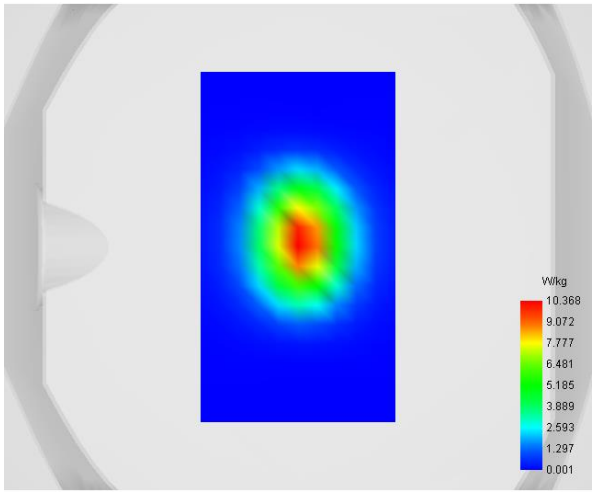	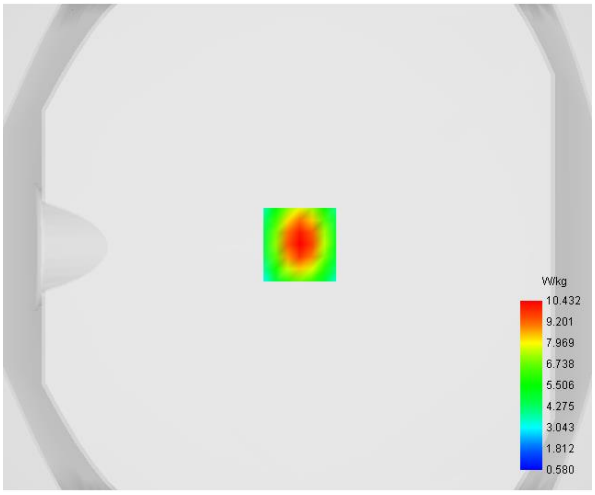

Maximum location: X=1.00, Y=1.00

D. SAR 1g & 10g

SAR 10g (W/Kg)	**4.968858**
SAR 1g (W/Kg)	**9.623880**

E. Z Axis Scan

Z (mm)	**0.00**	**4.00**	**8.00**	**12.00**	**16.00**
SAR (W/Kg)	**17.3936**	**10.4322**	**6.1187**	**3.6132**	**2.2066**

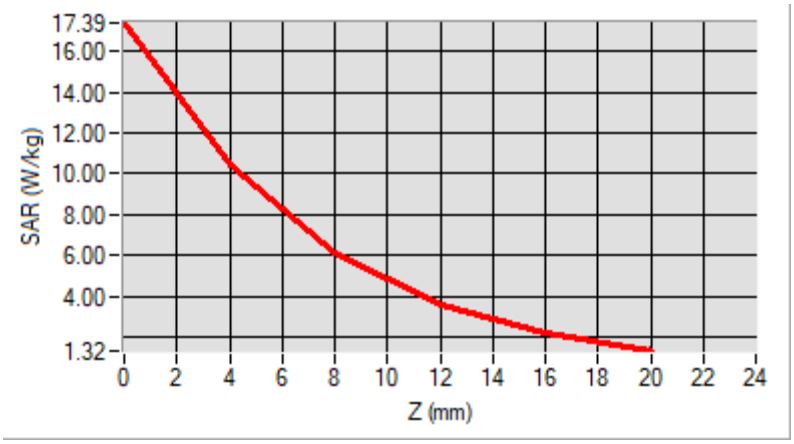

F. 3D Image

3D screen shot	**Hot spot position**
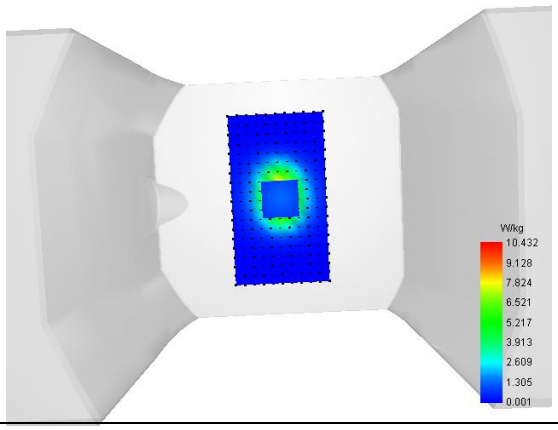	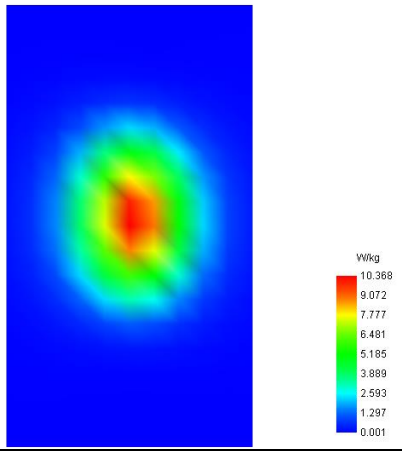

MEASUREMENT 3

Type: Validation measurement (Fast, 75.00 %)
Date of measurement: 2025-05-14
Measurement duration: 12 minutes 21 seconds
E-field Probe: SSE2 - 0725-EPGO-446; ConvF: 1.39; Calibrated: 2025-02-12

A. Experimental conditions

Area Scan	dx=8mm dy=8mm
Zoom Scan	dx=5mm dy=5mm dz=4mm
Phantom	Validation plane
Device Position	Dipole
Band	CW1900
Signal	Duty Cycle 1:1

B. SAR Measurement Results

Frequency (MHz)	1900.000000
Relative Permittivity (real part)	39.912574
Conductivity (S/m)	1.393835
Power Variation (%)	-1.241700
Ambient Temperature	22.4
Liquid Temperature	22.4

C. SAR Surface and Volume

SURFACE SAR	VOLUME SAR
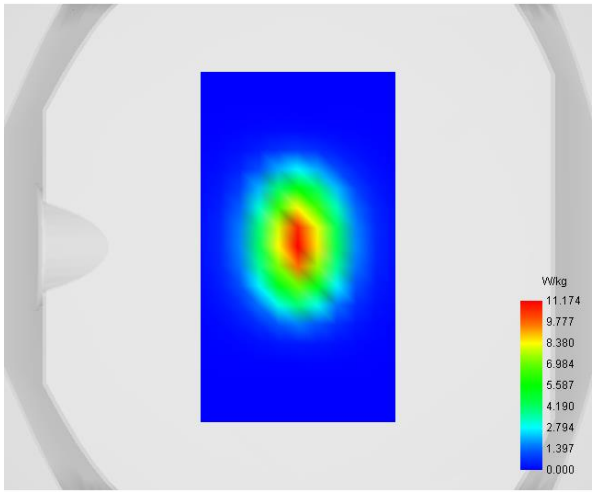	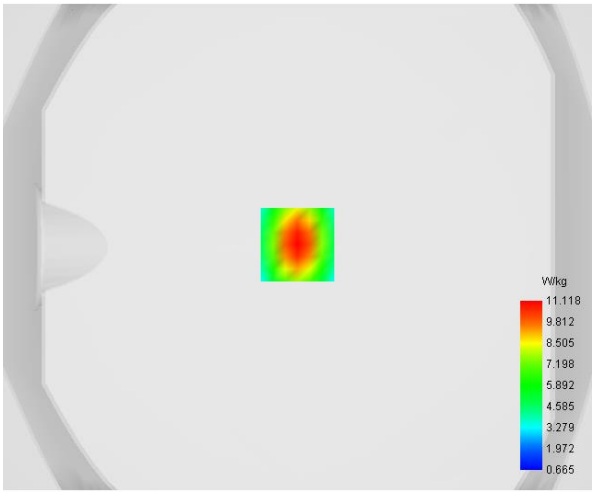

Maximum location: X=0.00, Y=1.00

D. SAR 1g & 10g

SAR 10g (W/Kg)	**5.260825**
SAR 1g (W/Kg)	**10.222516**

E. Z Axis Scan

Z (mm)	**0.00**	**4.00**	**8.00**	**12.00**	**16.00**
SAR (W/Kg)	**18.6940**	**11.1182**	**6.4717**	**3.8103**	**2.3414**

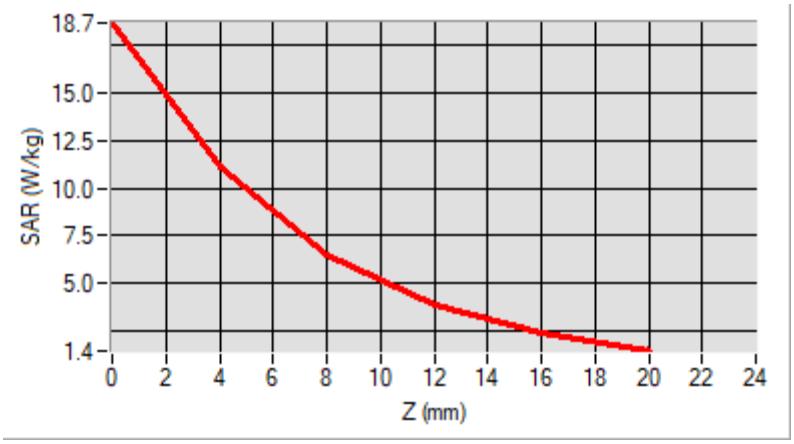

F. 3D Image

3D screen shot	**Hot spot position**
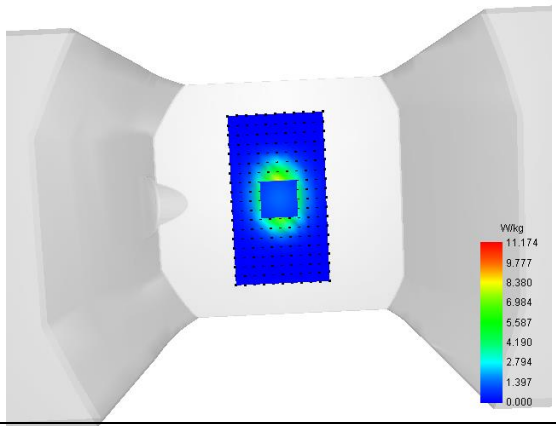	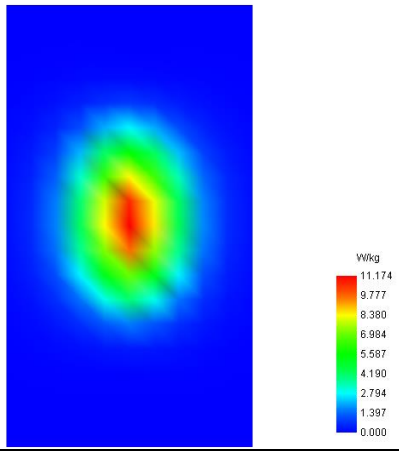

MEASUREMENT 4

Type: Validation measurement (Fast, 75.00 %)
Date of measurement: 2025-05-07
Measurement duration: 12 minutes 21 seconds
E-field Probe: SSE2 - 0725-EPGO-446; ConvF: 1.44; Calibrated: 2025-02-12

A. Experimental conditions

Area Scan	dx=8mm dy=8mm
Zoom Scan	dx=5mm dy=5mm dz=4mm
Phantom	Validation plane
Device Position	Dipole
Band	CW2300
Signal	CW (Crest factor: 1.0)

B. SAR Measurement Results

Frequency (MHz)	2300.000000
Relative Permittivity (real part)	38.683329
Conductivity (S/m)	1.631275
Power Variation (%)	-1.128500
Ambient Temperature	22.3
Liquid Temperature	22.3

C. SAR Surface and Volume

SURFACE SAR	VOLUME SAR
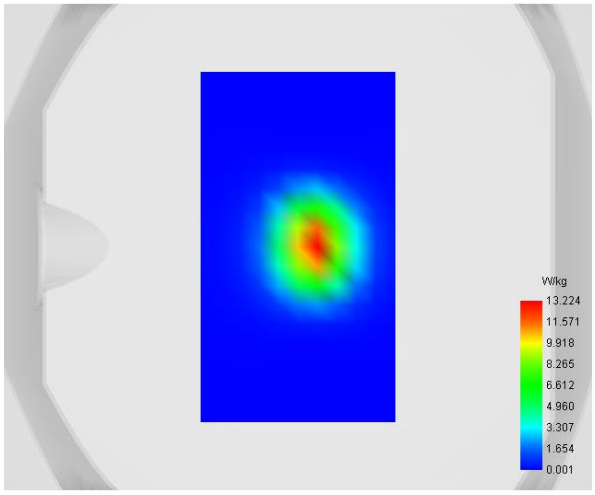	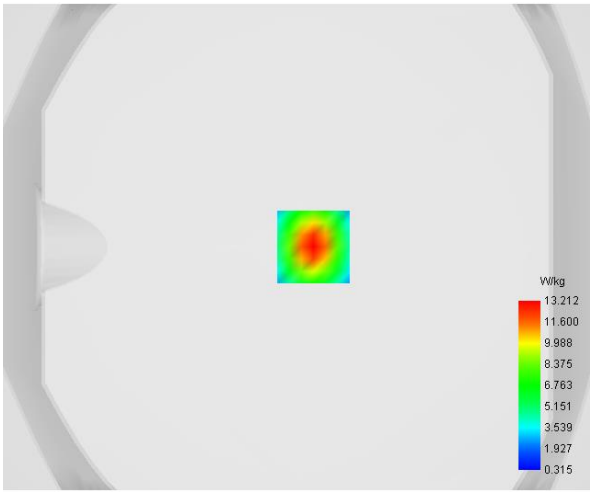

Maximum location: X=7.00, Y=0.00

D. SAR 1g & 10g

SAR 10g (W/Kg)	**5.460417**
SAR 1g (W/Kg)	**12.023105**

E. Z Axis Scan

Z (mm)	**0.00**	**4.00**	**8.00**	**12.00**	**16.00**
SAR (W/Kg)	**24.7611**	**13.2116**	**6.7110**	**3.3913**	**1.8106**

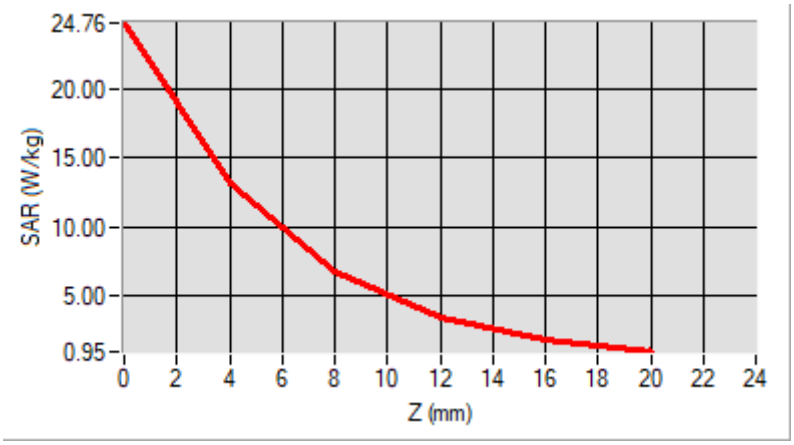

F. 3D Image

3D screen shot	**Hot spot position**
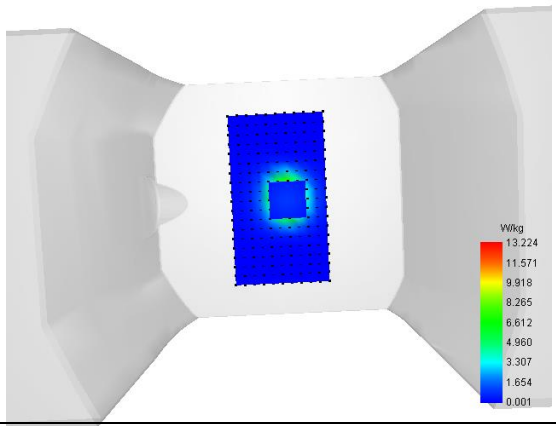	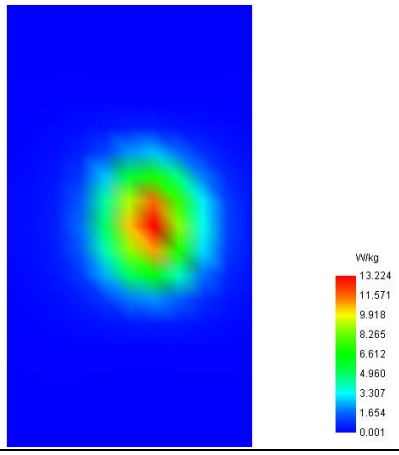

MEASUREMENT 5

Type: Validation measurement (Fast, 75.00 %)
Date of measurement: 2025-04-30
Measurement duration: 12 minutes 21 seconds
E-field Probe: SSE2 - 0725-EPGO-446; ConvF: 1.45; Calibrated: 2025-02-12

A. Experimental conditions

Area Scan	dx=8mm dy=8mm
Zoom Scan	dx=5mm dy=5mm dz=4mm
Phantom	Validation plane
Device Position	Dipole
Band	CW2450
Signal	CW (Crest factor: 1.0)

B. SAR Measurement Results

Frequency (MHz)	2450.000000
Relative Permittivity (real part)	39.022894
Conductivity (S/m)	1.774828
Power Variation (%)	1.475200
Ambient Temperature	22.3
Liquid Temperature	22.3

C. SAR Surface and Volume

SURFACE SAR	VOLUME SAR
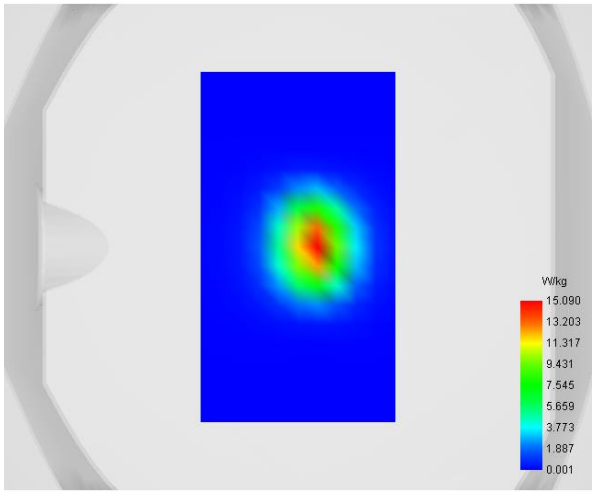	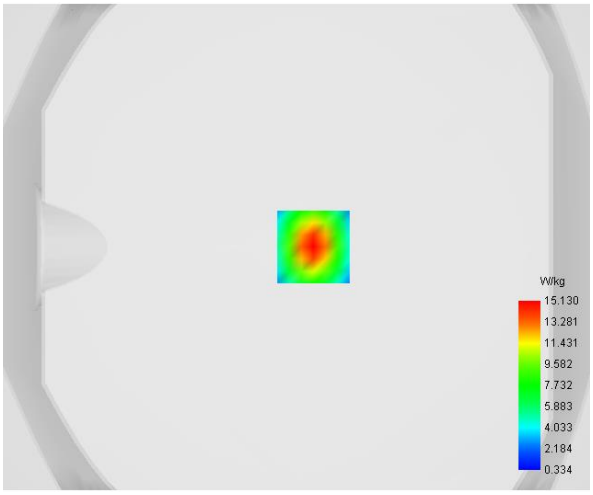

Maximum location: X=7.00, Y=0.00

D. SAR 1g & 10g

SAR 10g (W/Kg)	**6.149024**
SAR 1g (W/Kg)	**13.746586**

E. Z Axis Scan

Z (mm)	**0.00**	**4.00**	**8.00**	**12.00**	**16.00**
SAR (W/Kg)	**28.7959**	**15.1301**	**7.5430**	**3.7436**	**1.9810**

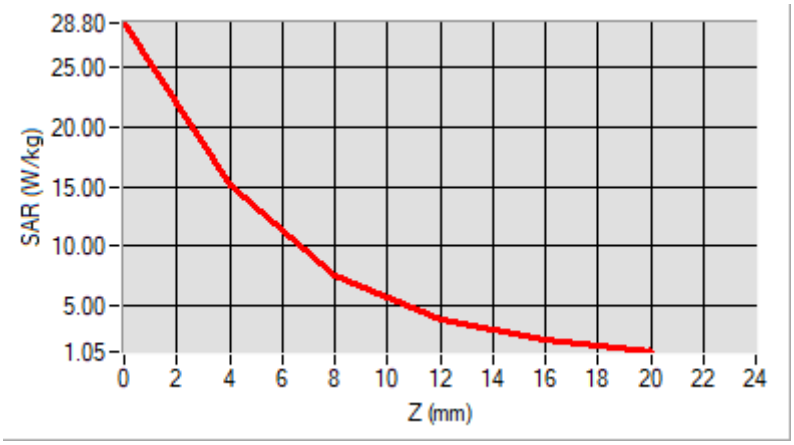

F. 3D Image

3D screen shot	**Hot spot position**
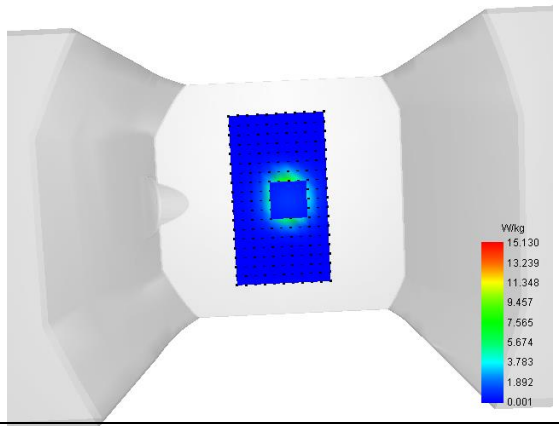	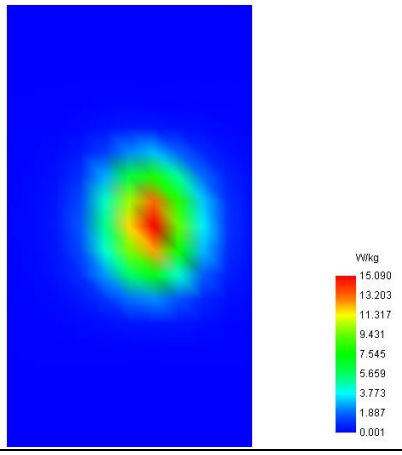

MEASUREMENT 6

Type: Validation measurement (Fast, 75.00 %)
Date of measurement: 2025-05-08
Measurement duration: 12 minutes 21 seconds
E-field Probe: SSE2 - 0725-EPGO-446; ConvF: 1.36; Calibrated: 2025-02-12

A. Experimental conditions

Area Scan	dx=8mm dy=8mm
Zoom Scan	dx=5mm dy=5mm dz=4mm
Phantom	Validation plane
Device Position	Dipole
Band	CW2600
Signal	CW (Crest factor: 1.0)

B. SAR Measurement Results

Frequency (MHz)	2600.000000
Relative Permittivity (real part)	38.644541
Conductivity (S/m)	1.934247
Power Variation (%)	1.344100
Ambient Temperature	22.3
Liquid Temperature	22.3

C. SAR Surface and Volume

SURFACE SAR	VOLUME SAR
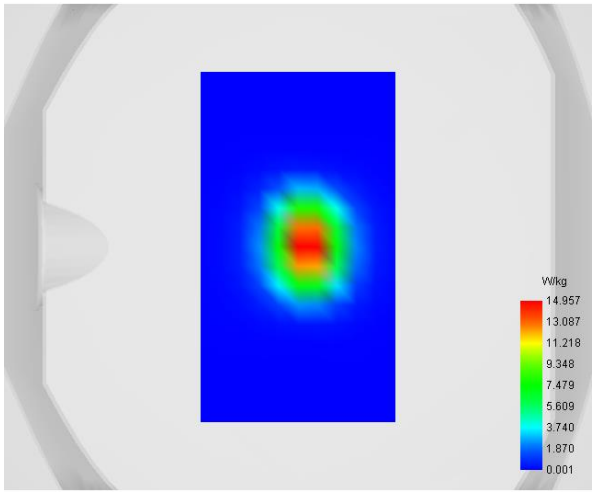	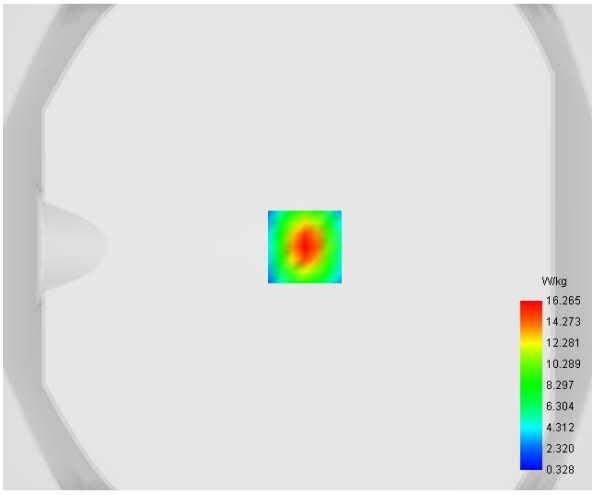

Maximum location: X=3.00, Y=0.00

D. SAR 1g & 10g

SAR 10g (W/Kg)	**6.553727**
SAR 1g (W/Kg)	**14.814545**

E. Z Axis Scan

Z (mm)	**0.00**	**4.00**	**8.00**	**12.00**	**16.00**
SAR (W/Kg)	**31.1802**	**16.2650**	**8.0339**	**3.9472**	**2.0732**

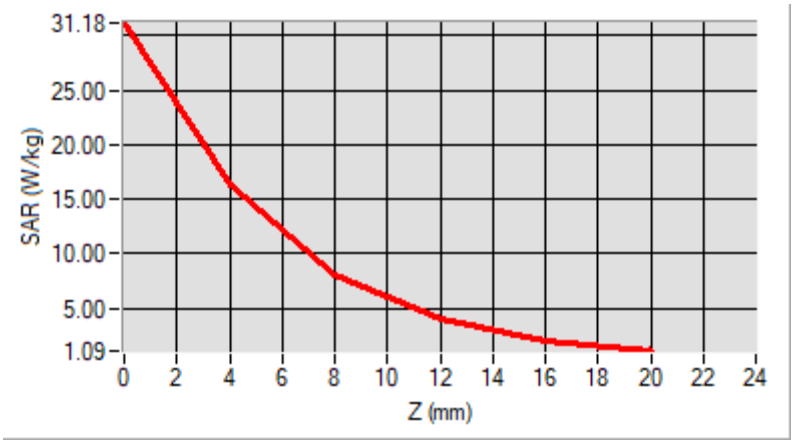

F. 3D Image

3D screen shot	**Hot spot position**
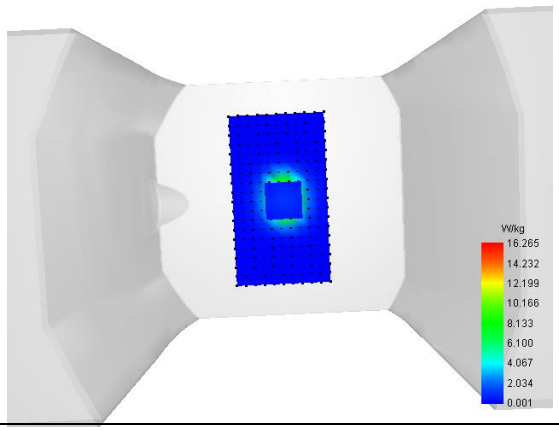	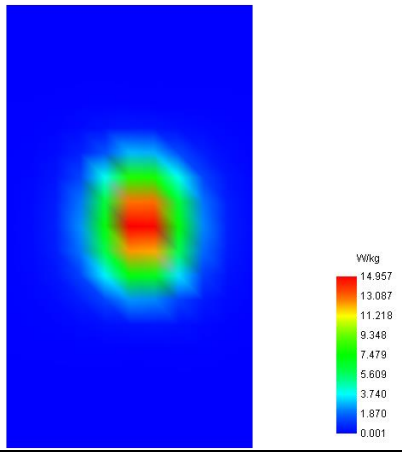

MEASUREMENT 7

Type: Validation measurement (Fast, 75.00 %)
Date of measurement: 2025-05-05
Measurement duration: 12 minutes 21 seconds
E-field Probe: SSE2 - 0725-EPGO-446; ConvF: 1.56; Calibrated: 2025-02-12

A. Experimental conditions

Area Scan	dx=8mm dy=8mm
Zoom Scan	dx=4mm dy=4mm dz=2mm
Phantom	Validation plane
Device Position	Dipole
Band	CW5200
Signal	CW (Crest factor: 1.0)

B. SAR Measurement Results

Frequency (MHz)	5200.000000
Relative Permittivity (real part)	36.423547
Conductivity (S/m)	4.644561
Power Variation (%)	2.345100
Ambient Temperature	22.5
Liquid Temperature	22.5

C. SAR Surface and Volume

SURFACE SAR	VOLUME SAR
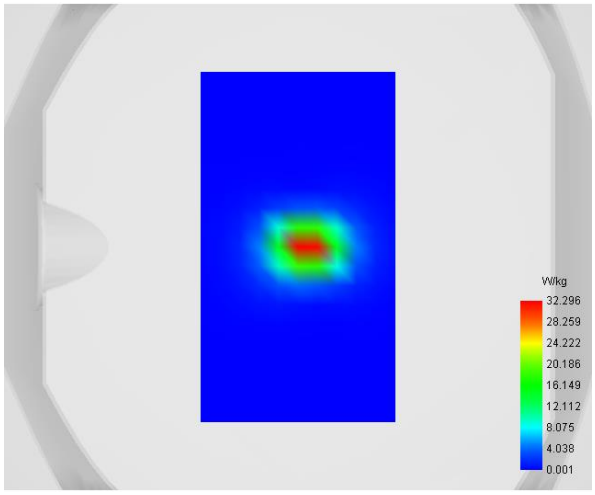	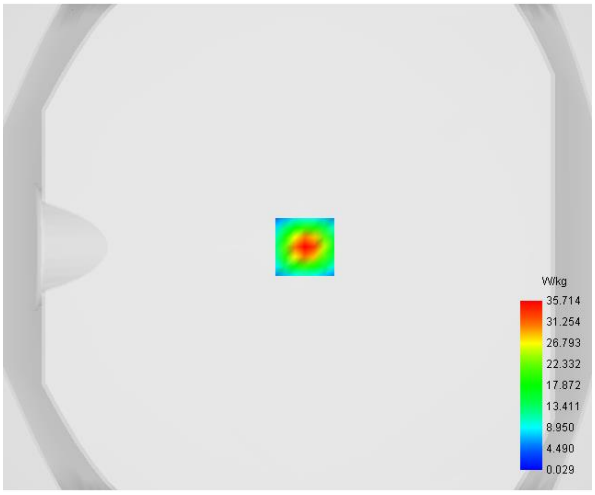

Maximum location: X=3.00, Y=0.00

D. SAR 1g & 10g

SAR 10g (W/Kg)	**5.214336**
SAR 1g (W/Kg)	**18.566732**

E. Z Axis Scan

Z (mm)	**0.00**	**2.00**	**4.00**	**6.00**	**8.00**	**10.00**	**12.00**	**14.00**	**16.00**
SAR (W/Kg)	**63.6940**	**35.7143**	**18.3619**	**8.6368**	**3.8326**	**1.6405**	**0.7180**	**0.3557**	**0.2183**

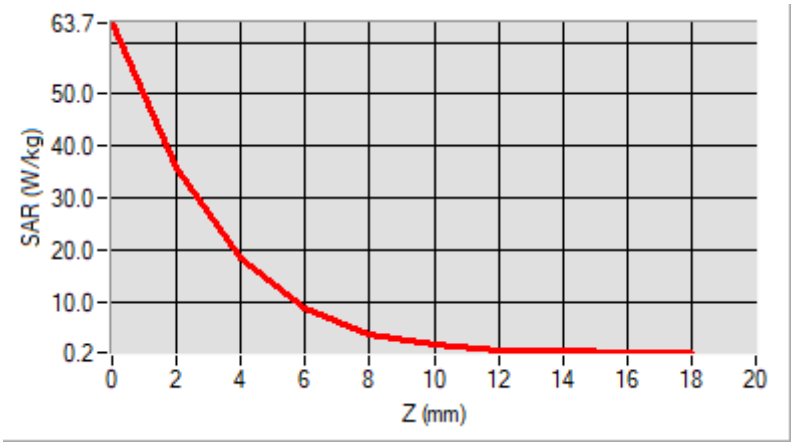

F. 3D Image

3D screen shot	**Hot spot position**
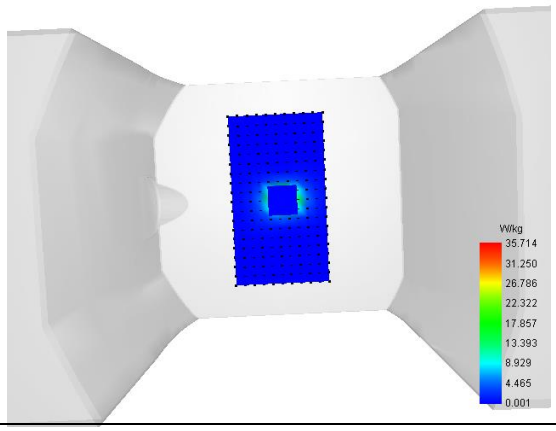	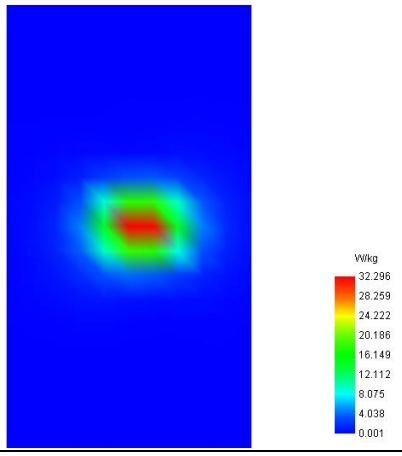

MEASUREMENT 8

Type: Validation measurement (Fast, 75.00 %)
Date of measurement: 2025-05-18
Measurement duration: 12 minutes 21 seconds
E-field Probe: SSE2 - 0725-EPGO-446; ConvF: 1.58; Calibrated: 2025-02-12

A. Experimental conditions

Area Scan	dx=8mm dy=8mm
Zoom Scan	dx=4mm dy=4mm dz=2mm
Phantom	Validation plane
Device Position	Dipole
Band	CW5800
Signal	CW (Crest factor: 1.0)

B. SAR Measurement Results

Frequency (MHz)	5800.000000
Relative Permittivity (real part)	34.743471
Conductivity (S/m)	5.314295
Power Variation (%)	-1.437500
Ambient Temperature	22.5
Liquid Temperature	22.5

C. SAR Surface and Volume

SURFACE SAR	VOLUME SAR
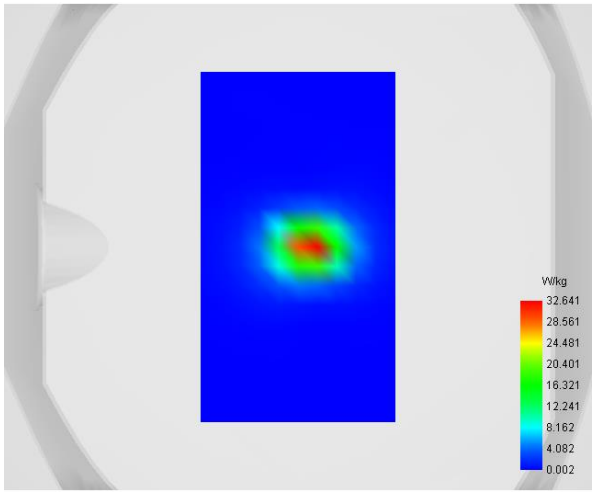	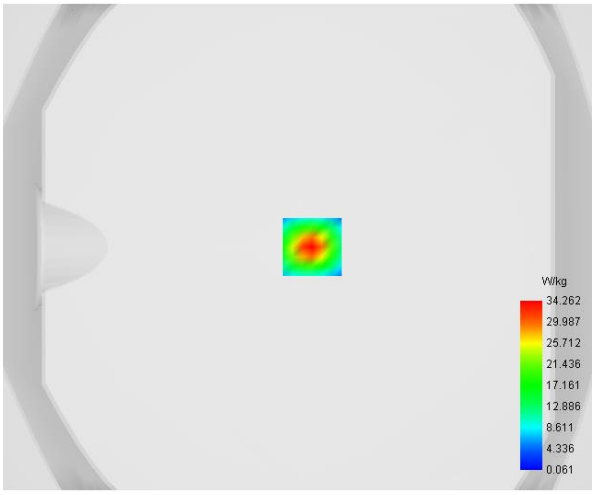

Maximum location: X=6.00, Y=0.00

D. SAR 1g & 10g

SAR 10g (W/Kg)	**5.385932**
SAR 1g (W/Kg)	**18.087402**

E. Z Axis Scan

Z (mm)	0.00	2.00	4.00	6.00	8.00	10.00	12.00	14.00	16.00
SAR (W/Kg)	59.3203	34.2617	18.4347	9.2545	4.4822	2.1439	1.0586	0.5728	0.3524

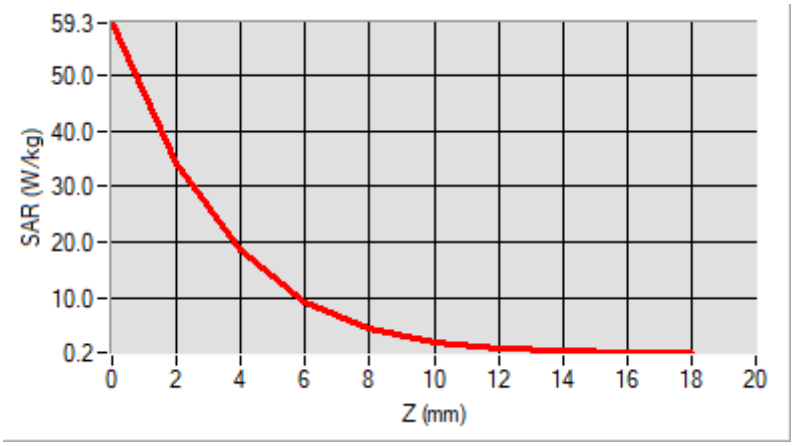

F. 3D Image

3D screen shot	Hot spot position
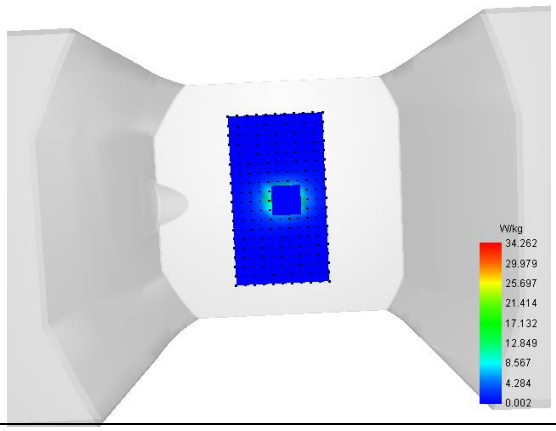	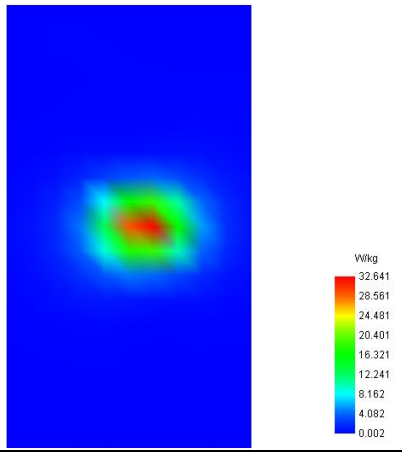

Annex B. Plots of SAR Measurement

MEASUREMENT 1

Type: Measurement (Complete)
Date of measurement: 2025-05-10
Measurement duration: 11 minutes 48 seconds
E-field Probe: SSE2 - 0725-EPGO-446; ConvF: 0.99; Calibrated: 2025-02-12

A. Experimental conditions

Area Scan	dx=8mm dy=8mm
Zoom Scan	dx=8mm dy=8mm dz=5mm
Phantom	Left head
Device Position	Cheek
Band	GSM850
Channels	Middle
Signal	TDMA (Crest factor: 8.0)

B. SAR Measurement Results

Frequency (MHz)	848.800000
Relative Permittivity (real part)	40.753224
Conductivity (S/m)	0.891245
Power Variation (%)	1.074600
Ambient Temperature	22.4
Liquid Temperature	22.4

C. SAR Surface and Volume

SURFACE SAR	VOLUME SAR
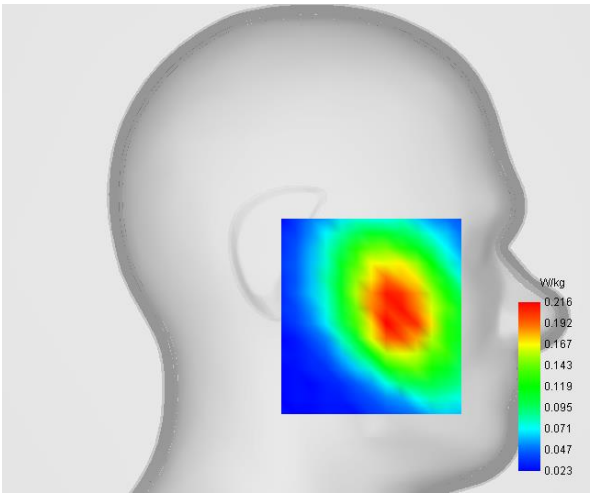	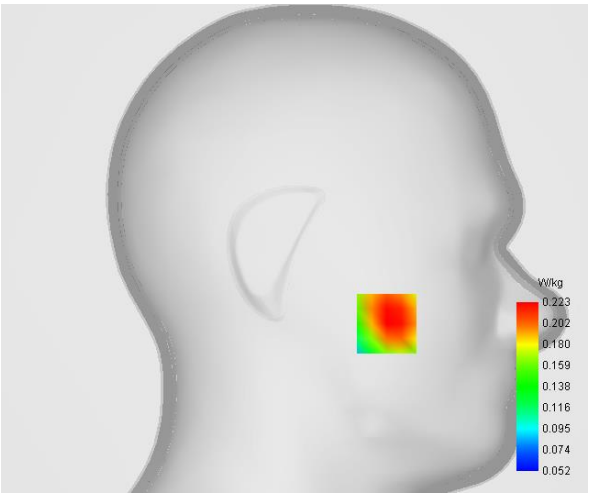

Maximum location: X=-49.00, Y=-40.00

D. SAR 1g & 10g

SAR 10g (W/Kg)	**0.163689**
SAR 1g (W/Kg)	**0.218385**

E. Z Axis Scan

Z (mm)	**0.00**	**4.00**	**9.00**	**14.00**	**19.00**
SAR (W/Kg)	**0.2764**	**0.2230**	**0.1717**	**0.1345**	**0.1075**

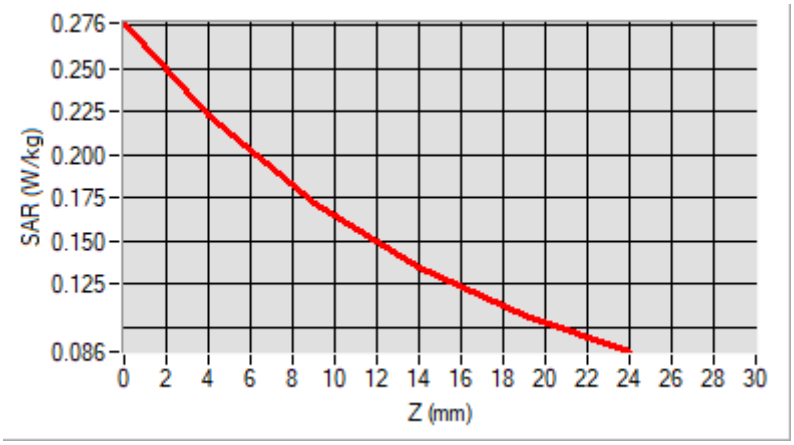

F. 3D Image

3D screen shot	**Hot spot position**
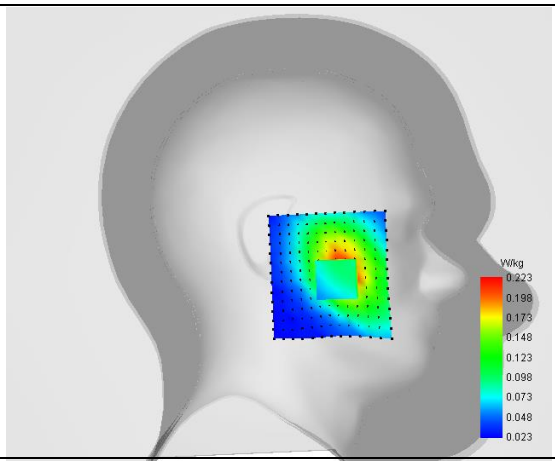	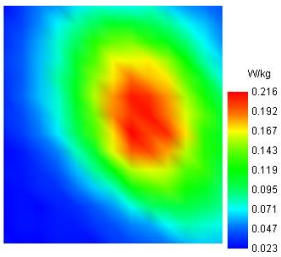

MEASUREMENT 2

Type: Measurement (Complete)
Date of measurement: 2025-05-10
Measurement duration: 11 minutes 48 seconds
E-field Probe: SSE2 - 0725-EPGO-446; ConvF: 0.99; Calibrated: 2025-02-12

A. Experimental conditions

Area Scan	dx=8mm dy=8mm
Zoom Scan	dx=8mm dy=8mm dz=5mm
Phantom	Left head
Device Position	Cheek
Band	GPRS850_3TX
Channels	High
Signal	Duty Cycle: 1:2.66

B. SAR Measurement Results

Frequency (MHz)	848.800000
Relative Permittivity (real part)	40.753224
Conductivity (S/m)	0.891245
Power Variation (%)	0.189400
Ambient Temperature	22.4
Liquid Temperature	22.4

C. SAR Surface and Volume

SURFACE SAR	VOLUME SAR
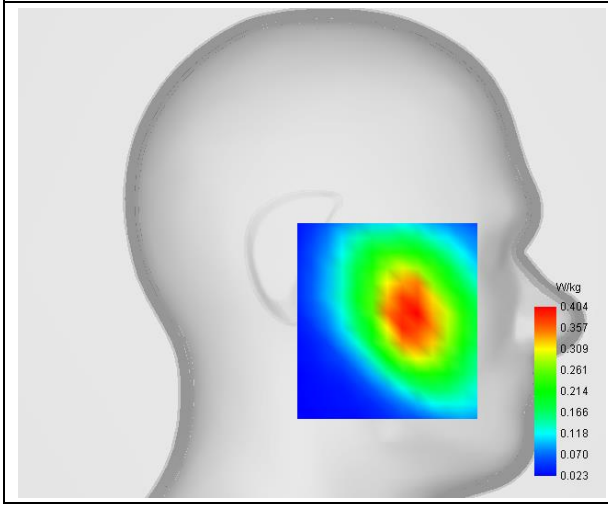	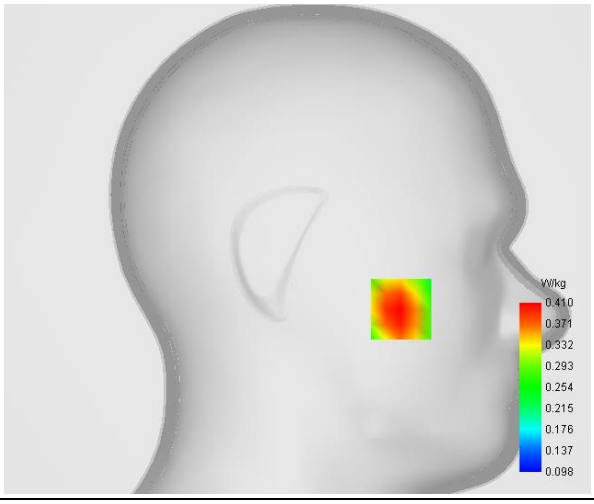

Maximum location: X=-55.00, Y=-32.00

D. SAR 1g & 10g

SAR 10g (W/Kg)	**0.294053**
SAR 1g (W/Kg)	**0.396099**

E. Z Axis Scan

Z (mm)	**0.00**	**4.00**	**9.00**	**14.00**	**19.00**
SAR (W/Kg)	**0.4982**	**0.4095**	**0.3224**	**0.2574**	**0.2088**

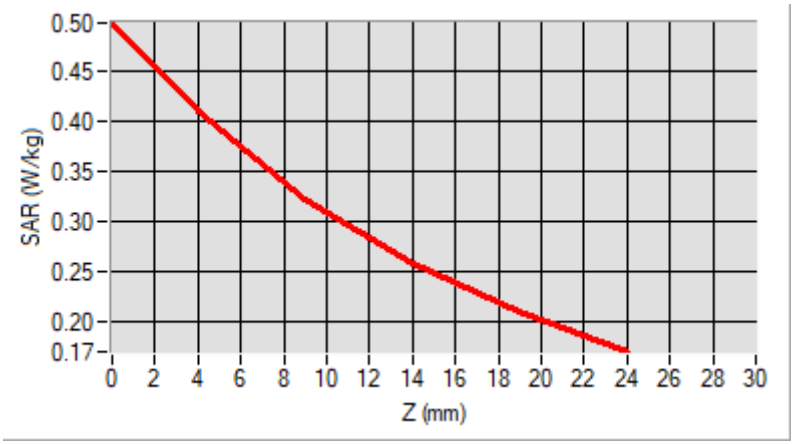

F. 3D Image

3D screen shot	**Hot spot position**
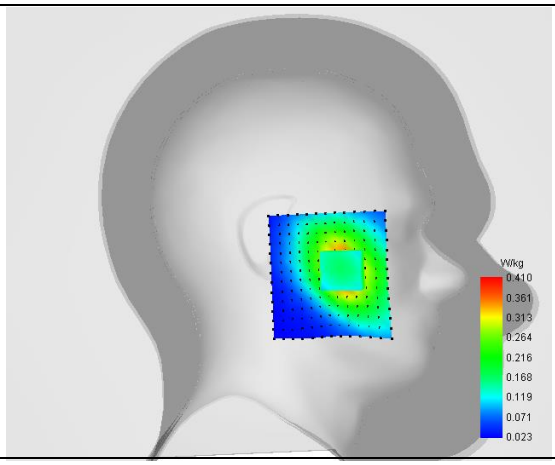	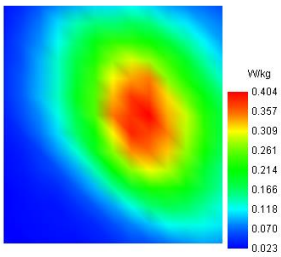

MEASUREMENT 3

Type: Measurement (Complete)
Date of measurement: 2025-05-13
Measurement duration: 11 minutes 48 seconds
E-field Probe: SSE2 - 0725-EPGO-446; ConvF: 1.23; Calibrated: 2025-02-12

A. Experimental conditions

Area Scan	dx=8mm dy=8mm
Zoom Scan	dx=5mm dy=5mm dz=4mm
Phantom	Left head
Device Position	Cheek
Band	GSM1900
Channels	Low
Signal	TDMA (Crest factor: 8.0)

B. SAR Measurement Results

Frequency (MHz)	1850.200000
Relative Permittivity (real part)	39.151224
Conductivity (S/m)	1.383921
Power Variation (%)	0.254800
Ambient Temperature	22.4
Liquid Temperature	22.4

C. SAR Surface and Volume

SURFACE SAR	VOLUME SAR
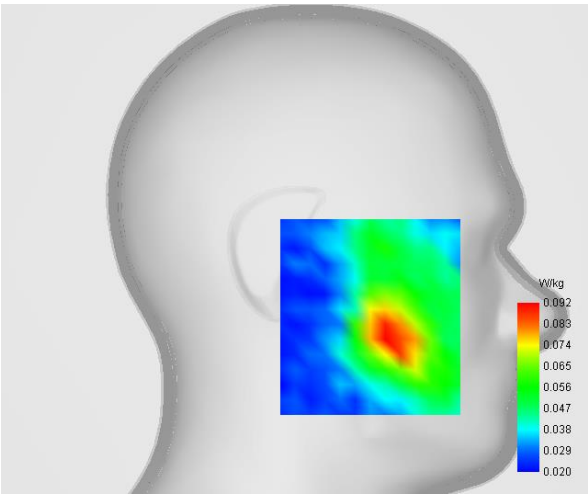	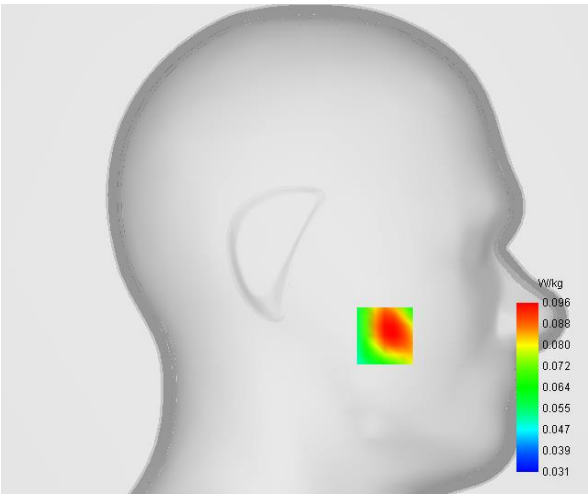

Maximum location: X=-48.00, Y=-46.00

D. SAR 1g & 10g

SAR 10g (W/Kg)	**0.065534**
SAR 1g (W/Kg)	**0.092148**

E. Z Axis Scan

Z (mm)	**0.00**	**4.00**	**8.00**	**12.00**	**16.00**
SAR (W/Kg)	**0.1865**	**0.0958**	**0.0700**	**0.0606**	**0.0481**

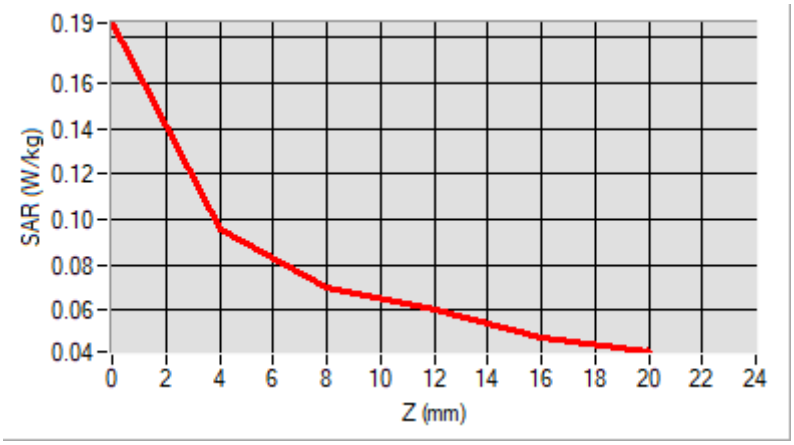

F. 3D Image

3D screen shot	**Hot spot position**
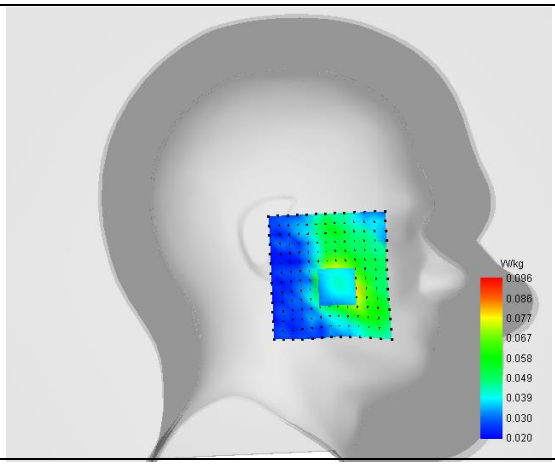	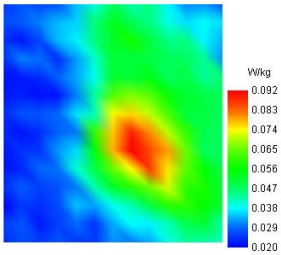

MEASUREMENT 4

Type: Measurement (Complete)
Date of measurement: 2025-05-13
Measurement duration: 11 minutes 48 seconds
E-field Probe: SSE2 - 0725-EPGO-446; ConvF: 1.23; Calibrated: 2025-02-12

A. Experimental conditions

Area Scan	dx=8mm dy=8mm
Zoom Scan	dx=5mm dy=5mm dz=4mm
Phantom	Left head
Device Position	Cheek
Band	GPRS1900_2TX
Channels	High
Signal	Duty Cycle: 1:4

B. SAR Measurement Results

Frequency (MHz)	1850.200000
Relative Permittivity (real part)	39.151224
Conductivity (S/m)	1.383921
Power Variation (%)	-0.154700
Ambient Temperature	22.4
Liquid Temperature	22.4

C. SAR Surface and Volume

SURFACE SAR	VOLUME SAR
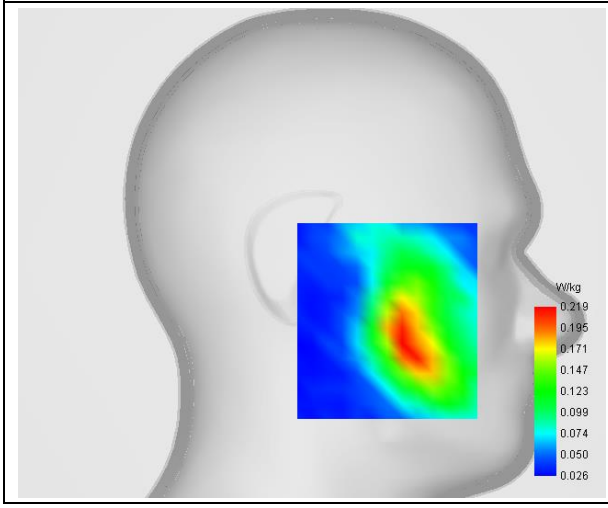	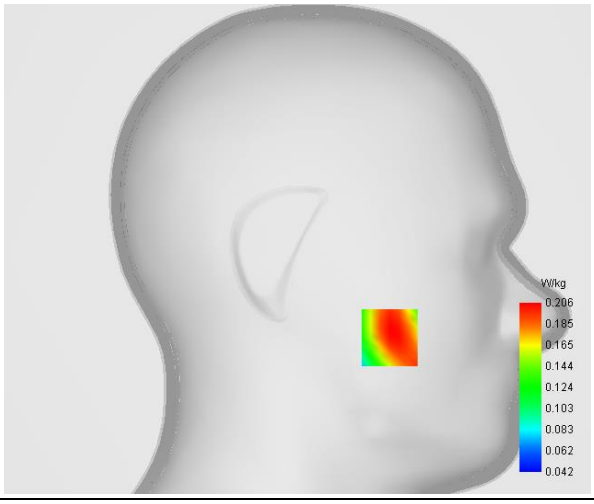

Maximum location: X=-49.00, Y=-47.00

D. SAR 1g & 10g

SAR 10g (W/Kg)	**0.137042**
SAR 1g (W/Kg)	**0.196609**

E. Z Axis Scan

Z (mm)	**0.00**	**4.00**	**8.00**	**12.00**	**16.00**
SAR (W/Kg)	**0.4066**	**0.2059**	**0.1502**	**0.1273**	**0.0946**

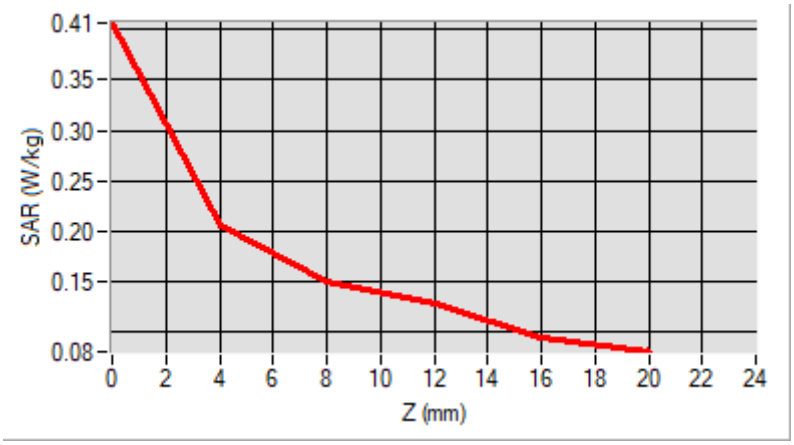

F. 3D Image

3D screen shot	**Hot spot position**
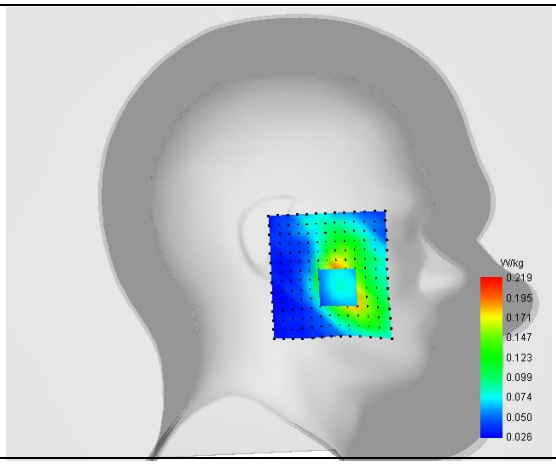	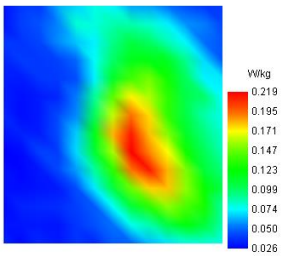

MEASUREMENT 5

Type: Measurement (Complete)
Date of measurement: 2025-05-13
Measurement duration: 12 minutes 3 seconds
E-field Probe: SSE2 - 0725-EPGO-446; ConvF: 1.23; Calibrated: 2025-02-12

A. Experimental conditions

Area Scan	dx=8mm dy=8mm
Zoom Scan	dx=5mm dy=5mm dz=4mm
Phantom	Left head
Device Position	Cheek
Band	WCDMA1900_RMC
Channels	Low
Signal	Duty Cycle 1:1

B. SAR Measurement Results

Frequency (MHz)	1852.400000
Relative Permittivity (real part)	39.151248
Conductivity (S/m)	1.383607
Power Variation (%)	0.822400
Ambient Temperature	22.4
Liquid Temperature	22.4

C. SAR Surface and Volume

SURFACE SAR	VOLUME SAR
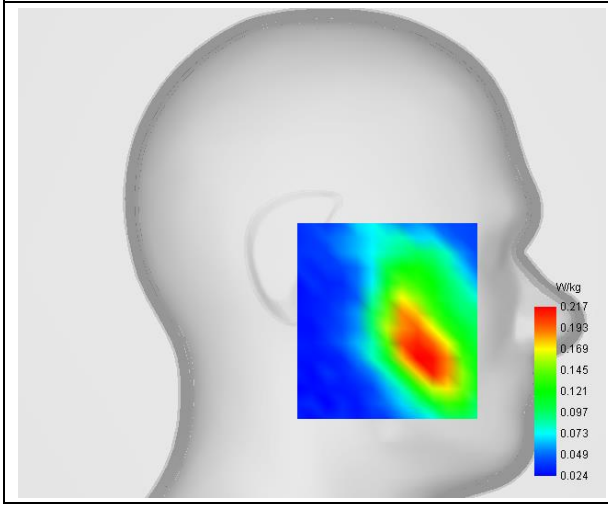	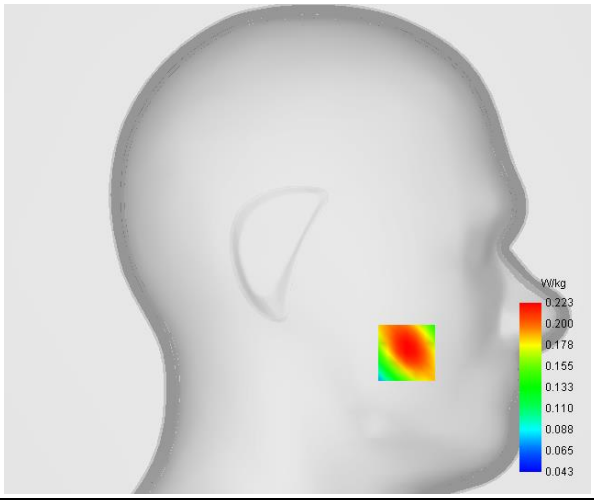

Maximum location: X=-58.00, Y=-55.00

D. SAR 1g & 10g

SAR 10g (W/Kg)	**0.141872**
SAR 1g (W/Kg)	**0.212652**

E. Z Axis Scan

Z (mm)	**0.00**	**4.00**	**8.00**	**12.00**	**16.00**
SAR (W/Kg)	**0.4780**	**0.2230**	**0.1504**	**0.1232**	**0.0875**

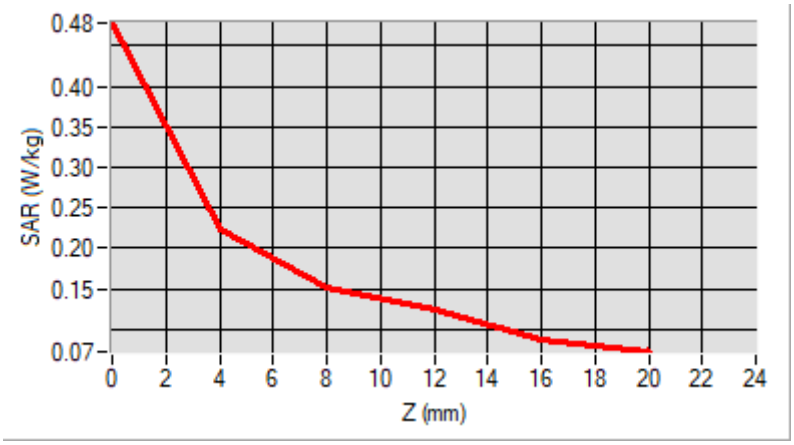

F. 3D Image

3D screen shot	**Hot spot position**
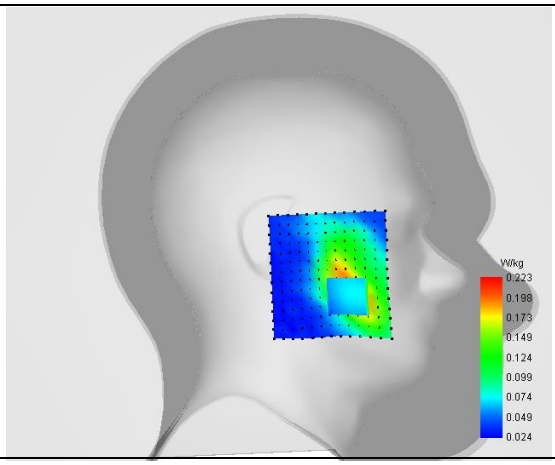	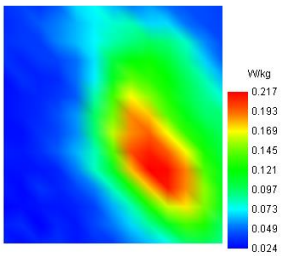

MEASUREMENT 6

Type: Measurement (Complete)
Date of measurement: 2025-05-13
Measurement duration: 12 minutes 3 seconds
E-field Probe: SSE2 - 0725-EPGO-446; ConvF: 1.23; Calibrated: 2025-02-12

A. Experimental conditions

Area Scan	dx=8mm dy=8mm
Zoom Scan	dx=5mm dy=5mm dz=4mm
Phantom	Left head
Device Position	Cheek
Band	WCDMA1700_RMC
Channels	High
Signal	Duty Cycle 1:1

B. SAR Measurement Results

Frequency (MHz)	1752.600000
Relative Permittivity (real part)	39.151247
Conductivity (S/m)	1.384607
Power Variation (%)	0.864500
Ambient Temperature	22.4
Liquid Temperature	22.4

C. SAR Surface and Volume

SURFACE SAR	VOLUME SAR
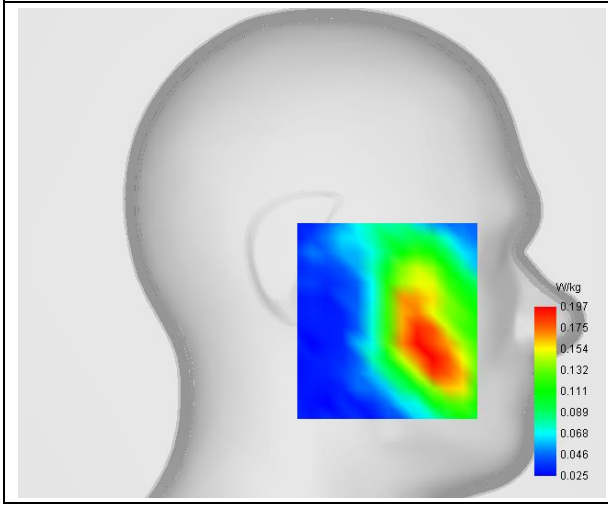	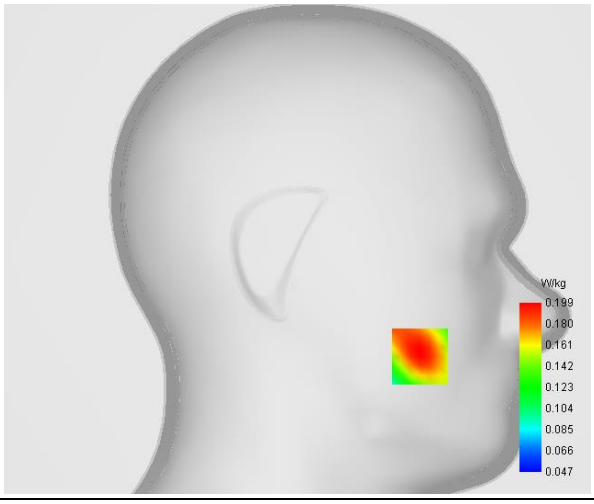

Maximum location: X=-65.00, Y=-57.00

D. SAR 1g & 10g

SAR 10g (W/Kg)	**0.130191**
SAR 1g (W/Kg)	**0.191739**

E. Z Axis Scan

Z (mm)	**0.00**	**4.00**	**8.00**	**12.00**	**16.00**
SAR (W/Kg)	**0.2881**	**0.1995**	**0.1406**	**0.1042**	**0.0826**

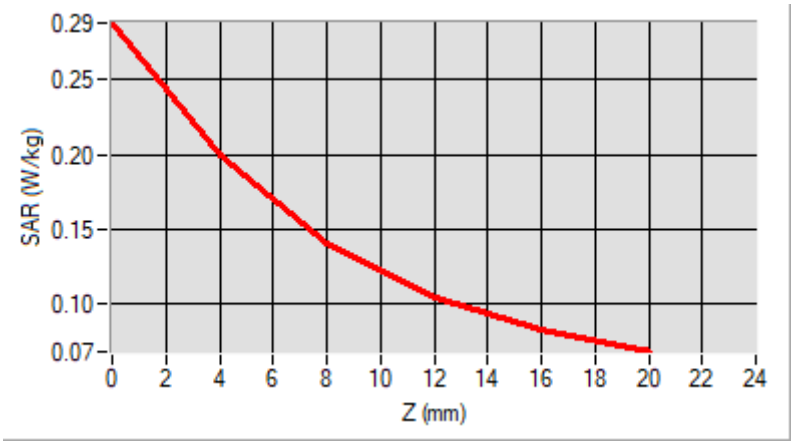

F. 3D Image

3D screen shot	**Hot spot position**
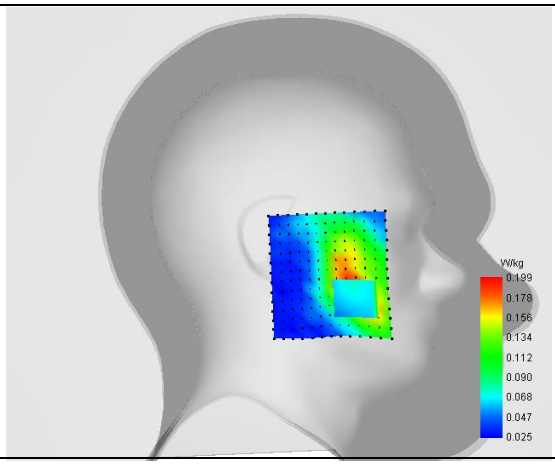	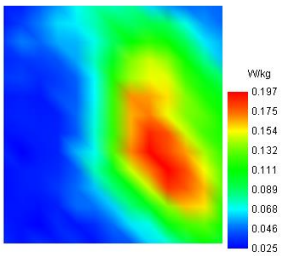

MEASUREMENT 7

Type: Measurement (Complete)
Date of measurement: 2025-05-10
Measurement duration: 12 minutes 3 seconds
E-field Probe: SSE2 - 0725-EPGO-446; ConvF: 0.99; Calibrated: 2025-02-12

A. Experimental conditions

Area Scan	dx=8mm dy=8mm
Zoom Scan	dx=8mm dy=8mm dz=5mm
Phantom	Left head
Device Position	Cheek
Band	WCDMA850_RMC
Channels	Low
Signal	Duty Cycle 1:1

B. SAR Measurement Results

Frequency (MHz)	826.400000
Relative Permittivity (real part)	40.753245
Conductivity (S/m)	0.892458
Power Variation (%)	-1.363800
Ambient Temperature	22.4
Liquid Temperature	22.4

C. SAR Surface and Volume

SURFACE SAR	VOLUME SAR
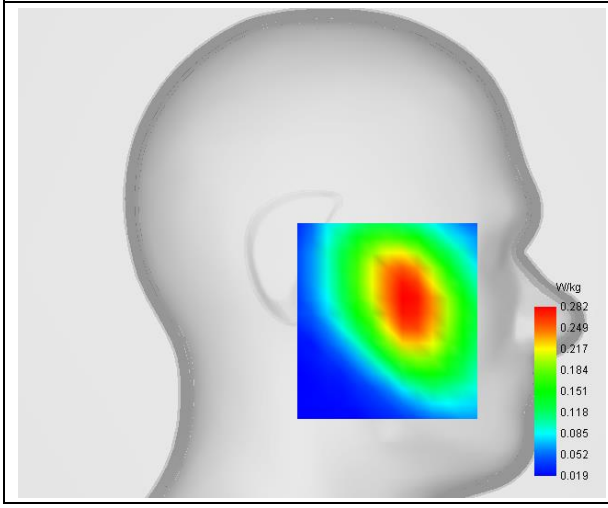	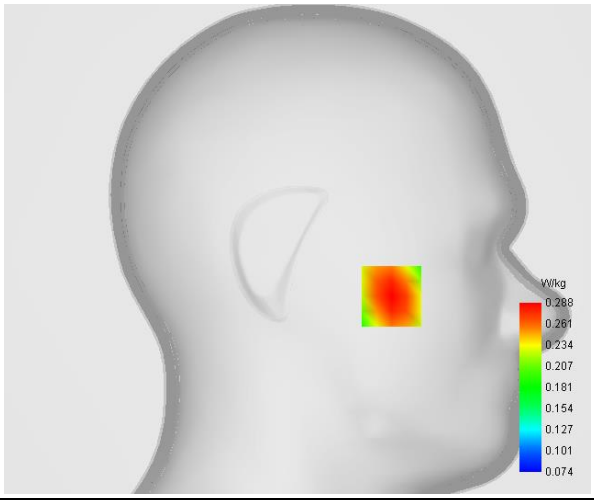

Maximum location: X=-50.00, Y=-25.00

D. SAR 1g & 10g

SAR 10g (W/Kg)	**0.212248**
SAR 1g (W/Kg)	**0.277628**

E. Z Axis Scan

Z (mm)	**0.00**	**4.00**	**9.00**	**14.00**	**19.00**
SAR (W/Kg)	**0.3454**	**0.2876**	**0.2304**	**0.1874**	**0.1551**

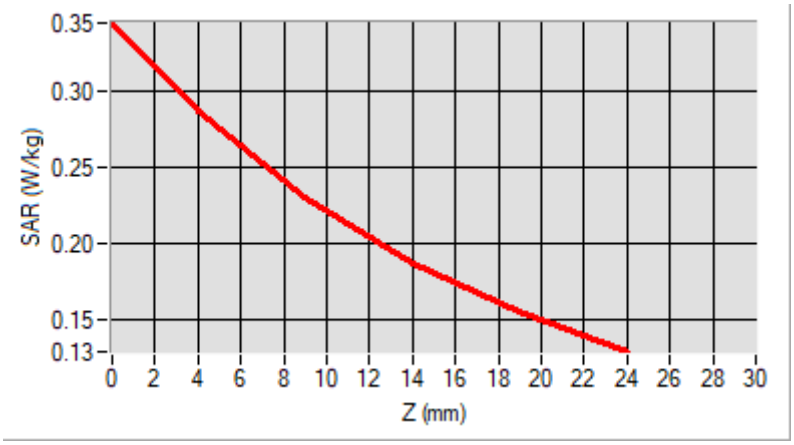

F. 3D Image

3D screen shot	**Hot spot position**
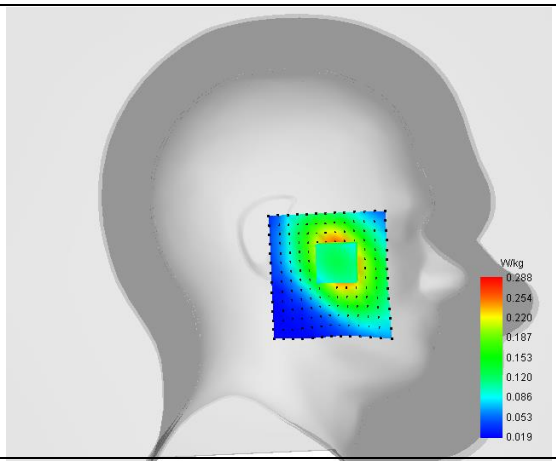	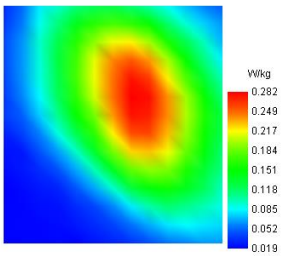

MEASUREMENT 8

Type: Measurement (Complete)
Date of measurement: 2025-05-13
Measurement duration: 12 minutes 3 seconds
E-field Probe: SSE2 - 0725-EPGO-446; ConvF: 1.23; Calibrated: 2025-02-12

A. Experimental conditions

Area Scan	dx=8mm dy=8mm
Zoom Scan	dx=5mm dy=5mm dz=4mm
Phantom	Left head
Device Position	Cheek
Band	LTE Band 2
Channels	QPSK, 20MHz, 1RB, Low
Signal	Duty Cycle 1:1

B. SAR Measurement Results

Frequency (MHz)	1860.000000
Relative Permittivity (real part)	39.151461
Conductivity (S/m)	1.382369
Power Variation (%)	-1.348500
Ambient Temperature	22.4
Liquid Temperature	22.4

C. SAR Surface and Volume

SURFACE SAR	VOLUME SAR
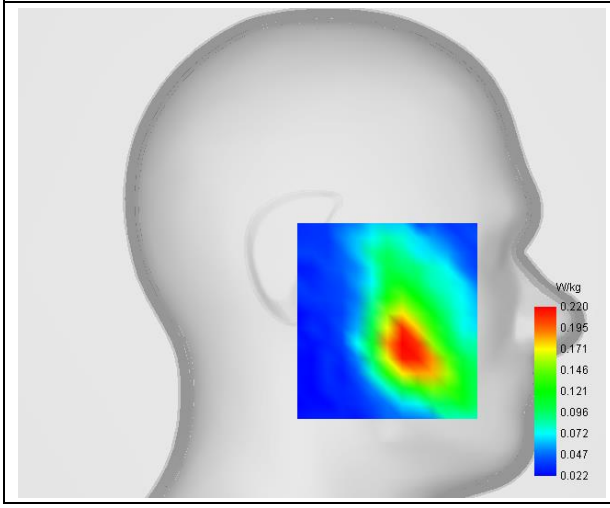	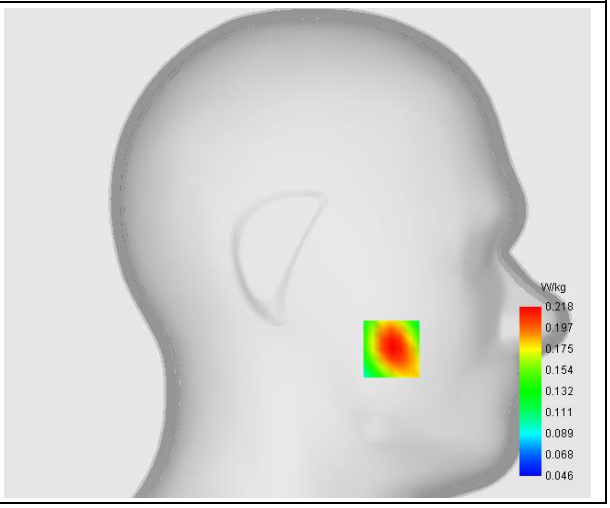

Maximum location: X=-50.00, Y=-51.00

D. SAR 1g & 10g

SAR 10g (W/Kg)	**0.134758**
SAR 1g (W/Kg)	**0.205893**

E. Z Axis Scan

Z (mm)	**0.00**	**4.00**	**8.00**	**12.00**	**16.00**
SAR (W/Kg)	**0.2989**	**0.2184**	**0.1599**	**0.1187**	**0.0899**

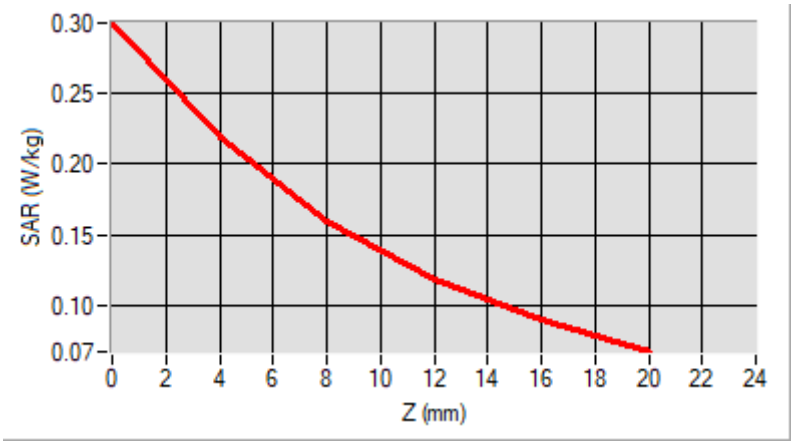

F. 3D Image

3D screen shot	**Hot spot position**
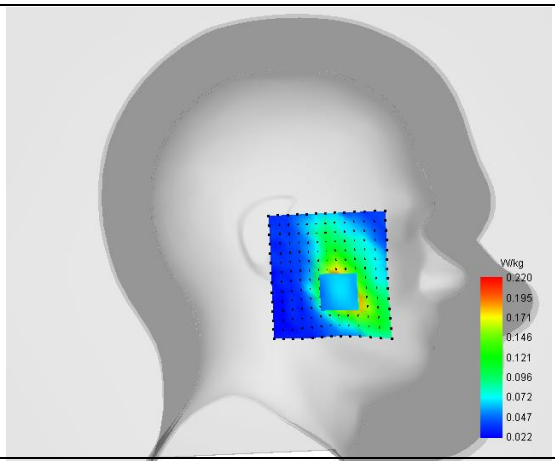	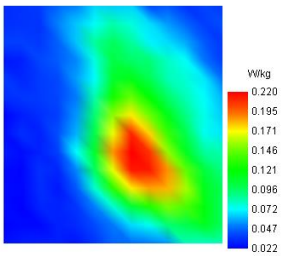

MEASUREMENT 9

Type: Measurement (Complete)
Date of measurement: 2025-05-13
Measurement duration: 12 minutes 3 seconds
E-field Probe: SSE2 - 0725-EPGO-446; ConvF: 1.23; Calibrated: 2025-02-12

A. Experimental conditions

Area Scan	dx=8mm dy=8mm
Zoom Scan	dx=5mm dy=5mm dz=4mm
Phantom	Left head
Device Position	Cheek
Band	LTE Band 4
Channels	QPSK, 20MHz, 1RB, Low
Signal	Duty Cycle 1:1

B. SAR Measurement Results

Frequency (MHz)	1720.000000
Relative Permittivity (real part)	39.151327
Conductivity (S/m)	1.379298
Power Variation (%)	1.085600
Ambient Temperature	22.4
Liquid Temperature	22.4

C. SAR Surface and Volume

SURFACE SAR	VOLUME SAR
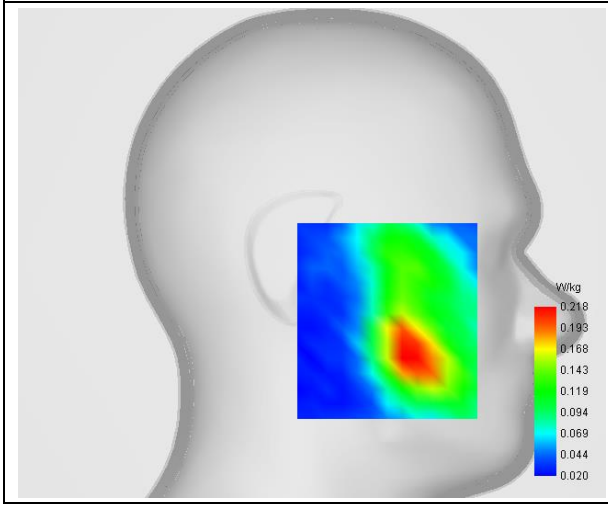	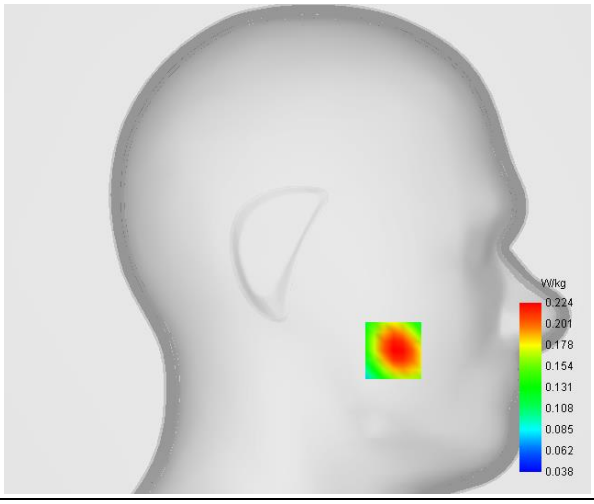

Maximum location: X=-51.00, Y=-54.00

D. SAR 1g & 10g

SAR 10g (W/Kg)	**0.138886**
SAR 1g (W/Kg)	**0.212870**

E. Z Axis Scan

Z (mm)	**0.00**	**4.00**	**8.00**	**12.00**	**16.00**
SAR (W/Kg)	**0.3240**	**0.2240**	**0.1574**	**0.1158**	**0.0907**

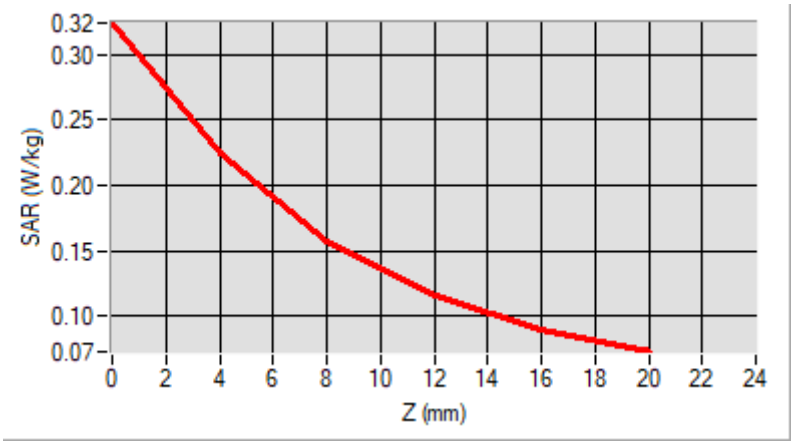

F. 3D Image

3D screen shot	**Hot spot position**
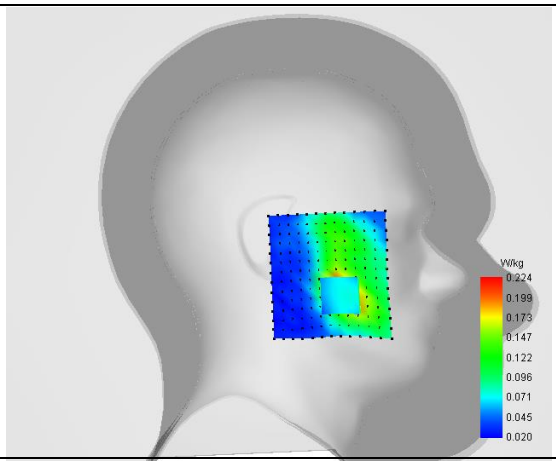	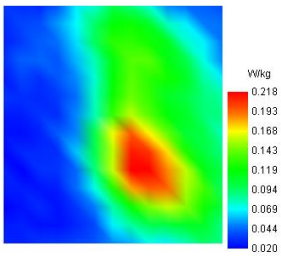

MEASUREMENT 10

Type: Measurement (Complete)
Date of measurement: 2025-05-10
Measurement duration: 12 minutes 3 seconds
E-field Probe: SSE2 - 0725-EPGO-446; ConvF: 0.99; Calibrated: 2025-02-12

A. Experimental conditions

Area Scan	dx=8mm dy=8mm
Zoom Scan	dx=8mm dy=8mm dz=5mm
Phantom	Left head
Device Position	Cheek
Band	LTE Band 5
Channels	QPSK, 10MHz, 1RB, Low
Signal	Duty Cycle 1:1

B. SAR Measurement Results

Frequency (MHz)	829.000000
Relative Permittivity (real part)	40.753245
Conductivity (S/m)	0.891458
Power Variation (%)	-0.878500
Ambient Temperature	22.4
Liquid Temperature	22.4

C. SAR Surface and Volume

SURFACE SAR	VOLUME SAR
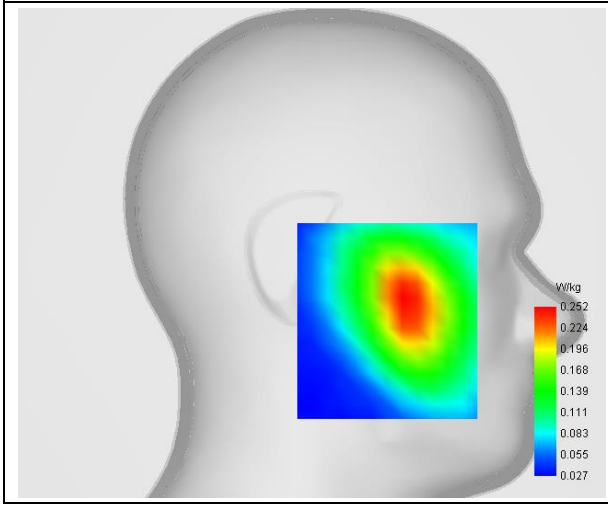	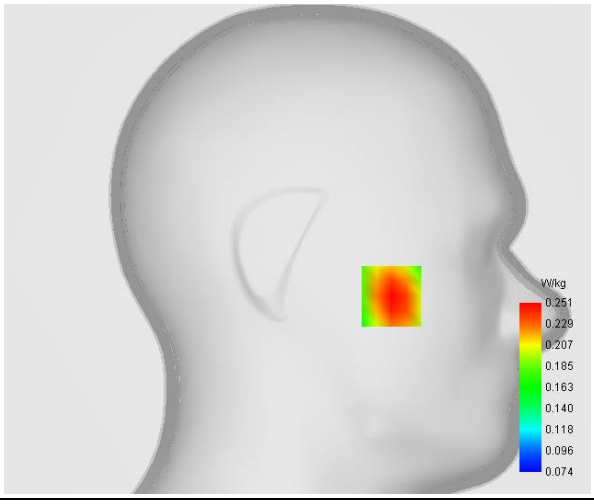

Maximum location: X=-50.00, Y=-25.00

D. SAR 1g & 10g

SAR 10g (W/Kg)	**0.185724**
SAR 1g (W/Kg)	**0.243036**

E. Z Axis Scan

Z (mm)	**0.00**	**4.00**	**9.00**	**14.00**	**19.00**
SAR (W/Kg)	**0.3022**	**0.2514**	**0.2016**	**0.1649**	**0.1377**

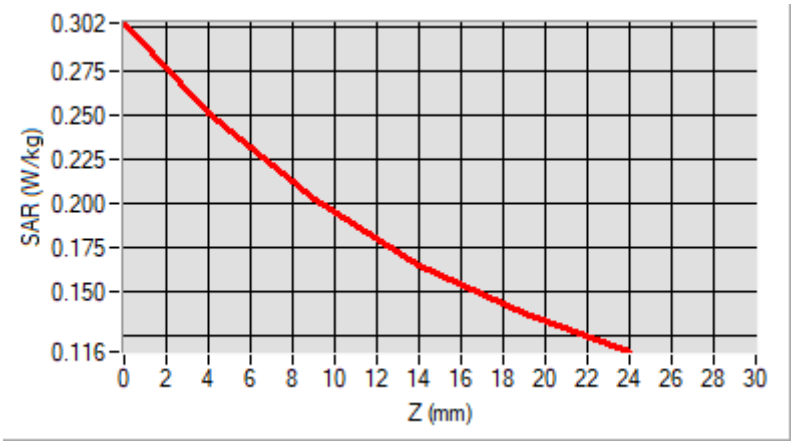

F. 3D Image

3D screen shot	**Hot spot position**
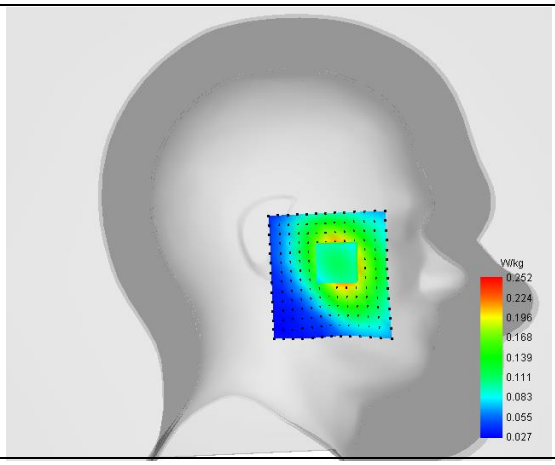	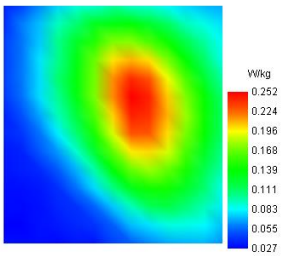

MEASUREMENT 11

Type: Measurement (Complete)
Date of measurement: 2025-05-08
Measurement duration: 12 minutes 3 seconds
E-field Probe: SSE2 - 0725-EPGO-446; ConvF: 1.36; Calibrated: 2025-02-12

A. Experimental conditions

Area Scan	dx=8mm dy=8mm
Zoom Scan	dx=5mm dy=5mm dz=4mm
Phantom	Left head
Device Position	Cheek
Band	LTE Band 7
Channels	QPSK, 20MHz, 1RB, Low
Signal	Duty Cycle 1:1

B. SAR Measurement Results

Frequency (MHz)	2510.000000
Relative Permittivity (real part)	38.641566
Conductivity (S/m)	1.933182
Power Variation (%)	-1.785700
Ambient Temperature	22.3
Liquid Temperature	22.3

C. SAR Surface and Volume

SURFACE SAR	VOLUME SAR
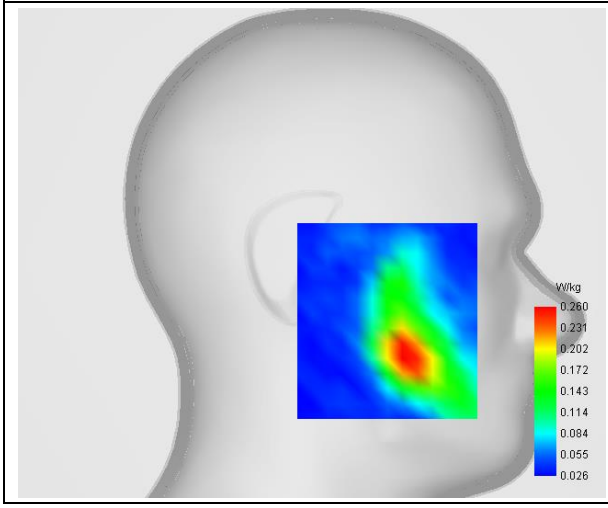	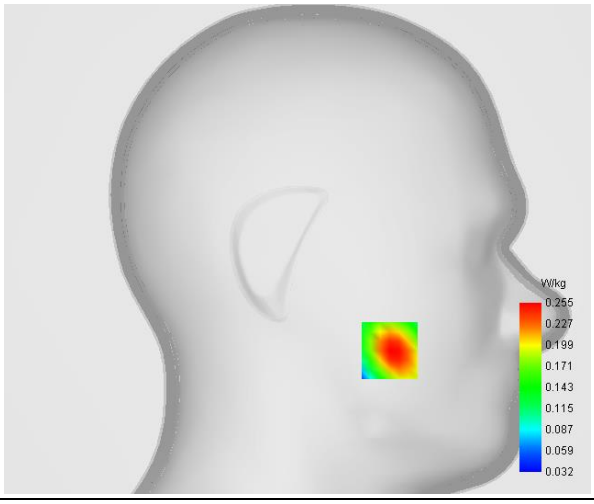

Maximum location: X=-49.00, Y=-54.00

D. SAR 1g & 10g

SAR 10g (W/Kg)	**0.139420**
SAR 1g (W/Kg)	**0.240130**

E. Z Axis Scan

Z (mm)	**0.00**	**4.00**	**8.00**	**12.00**	**16.00**
SAR (W/Kg)	**0.3995**	**0.2547**	**0.1623**	**0.1071**	**0.0751**

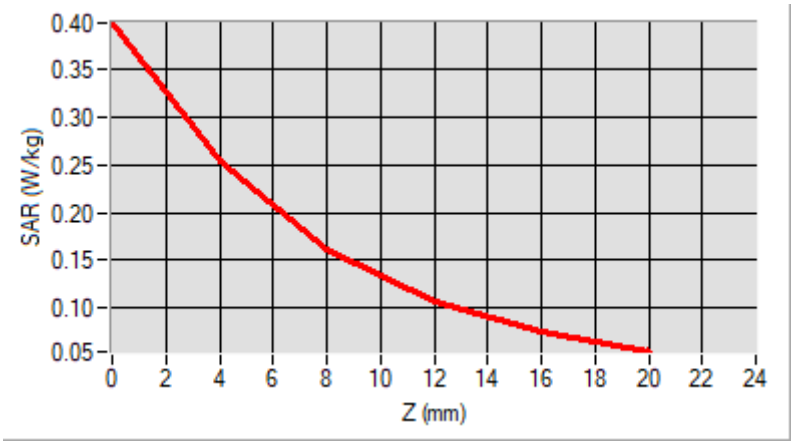

F. 3D Image

3D screen shot	**Hot spot position**
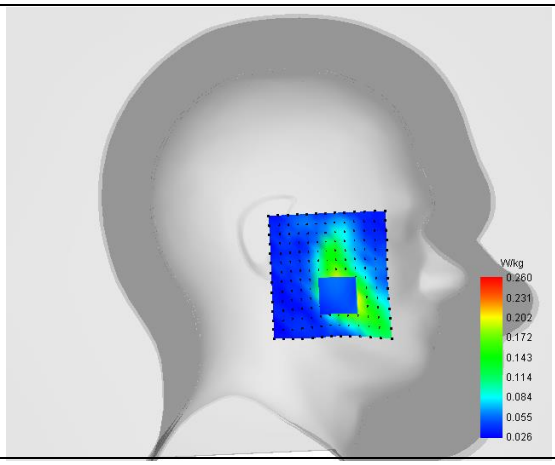	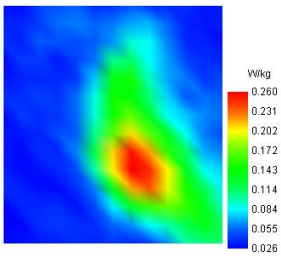

MEASUREMENT 12

Type: Measurement (Complete)
Date of measurement: 2025-05-08
Measurement duration: 12 minutes 3 seconds
E-field Probe: SSE2 - 0725-EPGO-446; ConvF: 1.36; Calibrated: 2025-02-12

A. Experimental conditions

Area Scan	dx=8mm dy=8mm
Zoom Scan	dx=5mm dy=5mm dz=4mm
Phantom	Left head
Device Position	Cheek
Band	LTE Band 38
Channels	QPSK, 20MHz, 1RB, Low
Signal	Duty Cycle 1:1

B. SAR Measurement Results

Frequency (MHz)	2580.000000
Relative Permittivity (real part)	38.644366
Conductivity (S/m)	1.932696
Power Variation (%)	-1.055800
Ambient Temperature	22.3
Liquid Temperature	22.3

C. SAR Surface and Volume

SURFACE SAR	VOLUME SAR
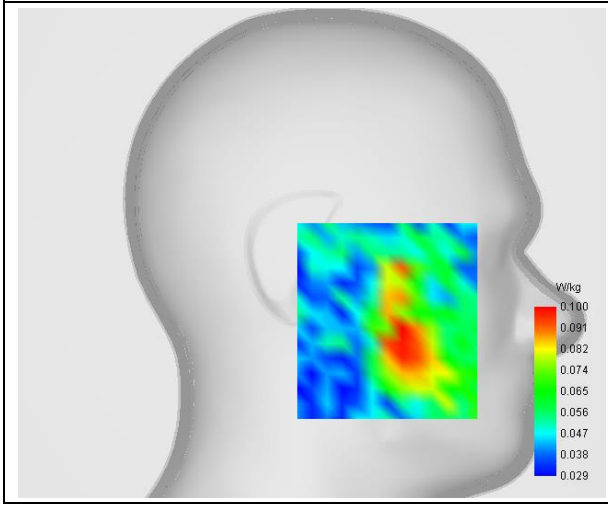	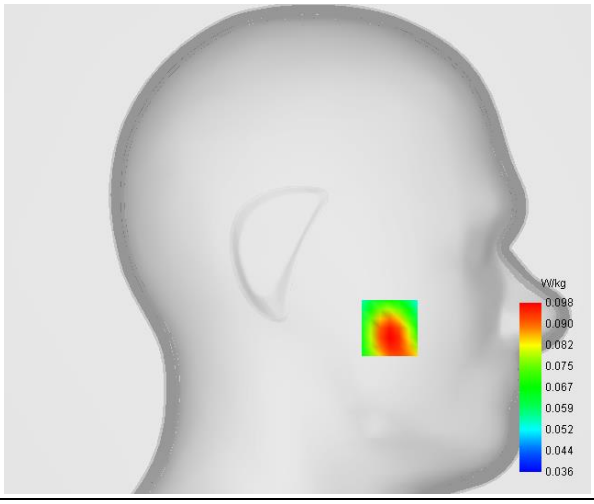

Maximum location: X=-49.00, Y=-42.00

D. SAR 1g & 10g

SAR 10g (W/Kg)	**0.065083**
SAR 1g (W/Kg)	**0.096290**

E. Z Axis Scan

Z (mm)	**0.00**	**4.00**	**8.00**	**12.00**	**16.00**
SAR (W/Kg)	**0.1218**	**0.0976**	**0.0625**	**0.0428**	**0.0414**

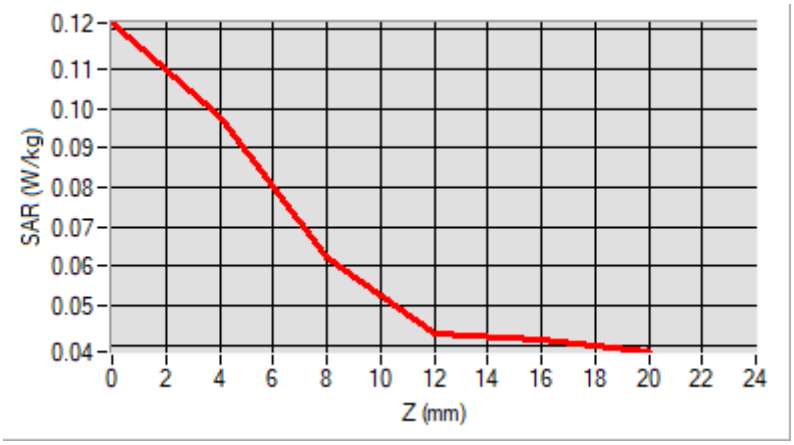

F. 3D Image

3D screen shot	**Hot spot position**
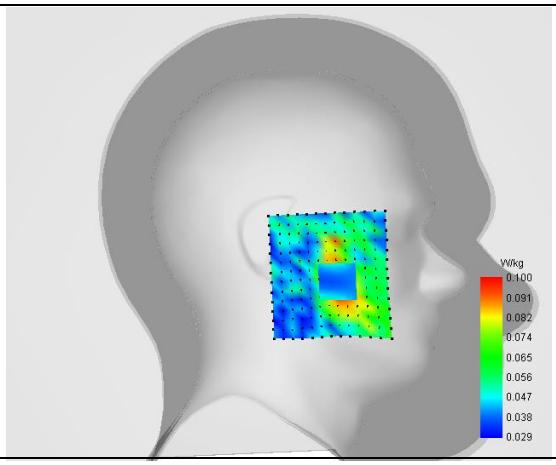	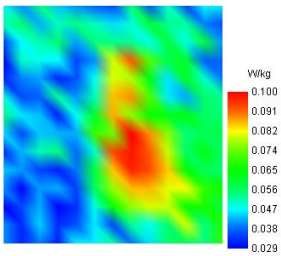

MEASUREMENT 13

Type: Measurement (Complete)
Date of measurement: 2025-05-07
Measurement duration: 12 minutes 3 seconds
E-field Probe: SSE2 - 0725-EPGO-446; ConvF: 1.44; Calibrated: 2025-02-12

A. Experimental conditions

Area Scan	dx=8mm dy=8mm
Zoom Scan	dx=5mm dy=5mm dz=4mm
Phantom	Left head
Device Position	Cheek
Band	LTE Band 40(2305-2315MHz)
Channels	QPSK, 10MHz, 1RB, High
Signal	Duty Cycle 1:1

B. SAR Measurement Results

Frequency (MHz)	2310.000000
Relative Permittivity (real part)	38.684266
Conductivity (S/m)	1.633182
Power Variation (%)	0.116200
Ambient Temperature	22.3
Liquid Temperature	22.3

C. SAR Surface and Volume

SURFACE SAR	VOLUME SAR
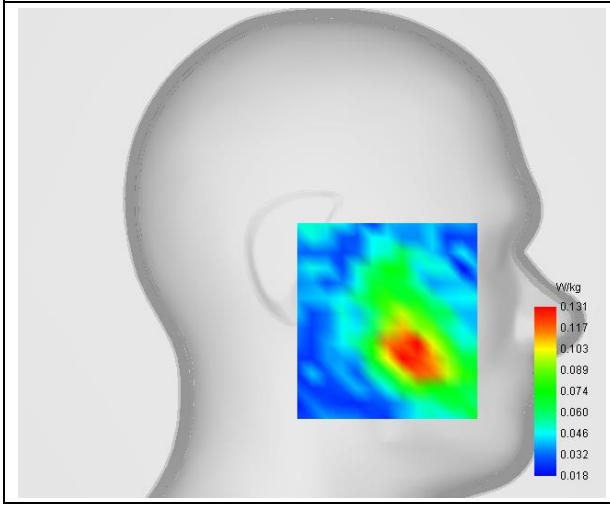	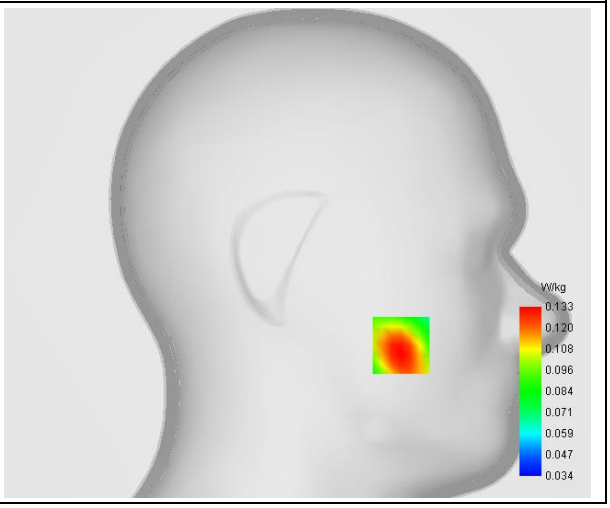

Maximum location: X=-55.00, Y=-49.00

D. SAR 1g & 10g

SAR 10g (W/Kg)	**0.084265**
SAR 1g (W/Kg)	**0.128841**

E. Z Axis Scan

Z (mm)	**0.00**	**4.00**	**8.00**	**12.00**	**16.00**
SAR (W/Kg)	**0.3139**	**0.1328**	**0.0760**	**0.0614**	**0.0505**

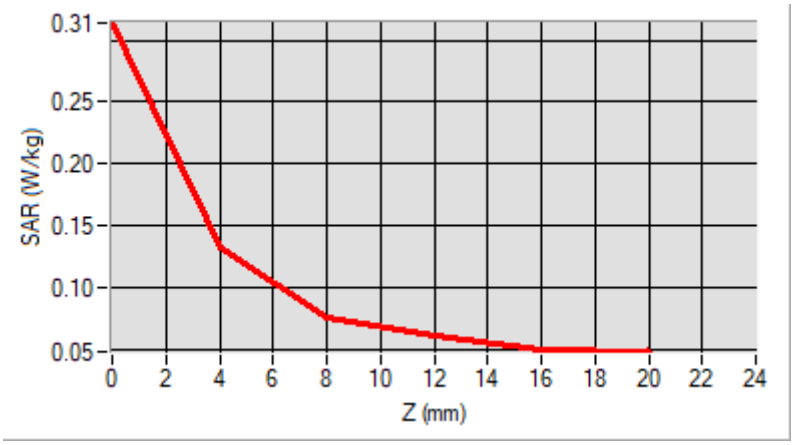

F. 3D Image

3D screen shot	**Hot spot position**
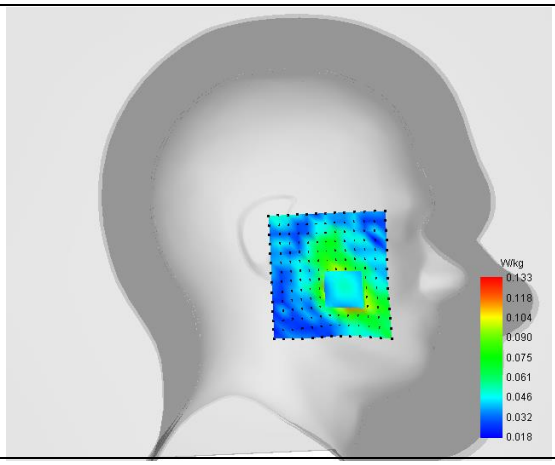	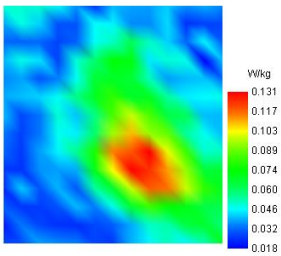

MEASUREMENT 14

Type: Measurement (Complete)
Date of measurement: 2025-05-07
Measurement duration: 12 minutes 3 seconds
E-field Probe: SSE2 - 0725-EPGO-446; ConvF: 1.44; Calibrated: 2025-02-12

A. Experimental conditions

Area Scan	dx=8mm dy=8mm
Zoom Scan	dx=5mm dy=5mm dz=4mm
Phantom	Left head
Device Position	Cheek
Band	LTE Band 40(2350-2360MHz)
Channels	QPSK, 10MHz, 1RB, Middle
Signal	Duty Cycle 1:1

B. SAR Measurement Results

Frequency (MHz)	2355.000000
Relative Permittivity (real part)	38.682669
Conductivity (S/m)	1.633188
Power Variation (%)	4.169200
Ambient Temperature	22.3
Liquid Temperature	22.3

C. SAR Surface and Volume

SURFACE SAR	VOLUME SAR
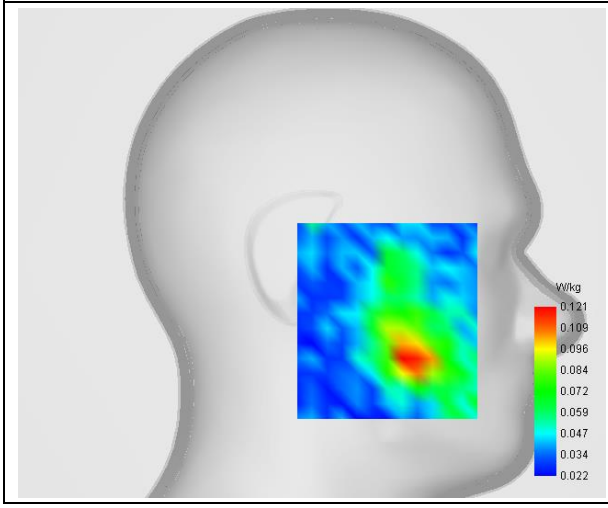	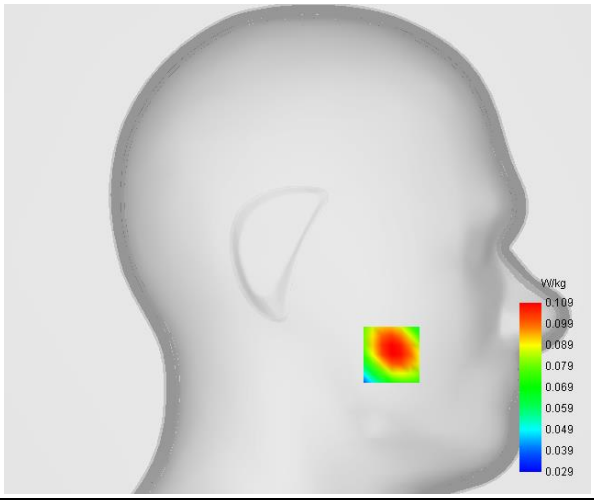

Maximum location: X=-50.00, Y=-56.00

D. SAR 1g & 10g

SAR 10g (W/Kg)	**0.071055**
SAR 1g (W/Kg)	**0.105511**

E. Z Axis Scan

Z (mm)	**0.00**	**4.00**	**8.00**	**12.00**	**16.00**
SAR (W/Kg)	**0.1640**	**0.1085**	**0.0736**	**0.0536**	**0.0431**

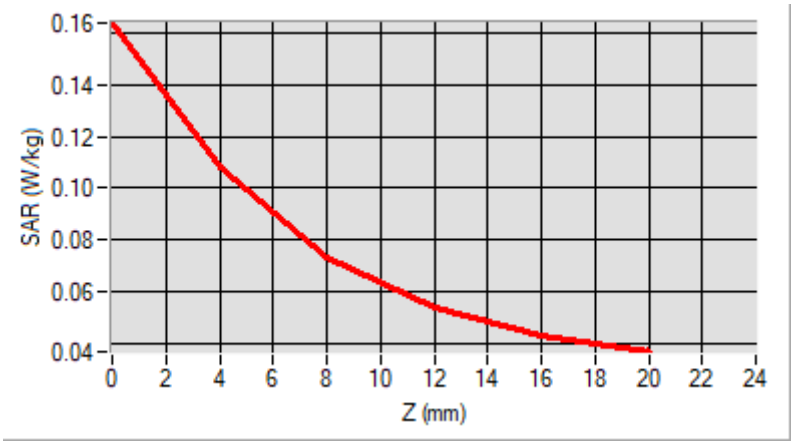

F. 3D Image

3D screen shot	**Hot spot position**
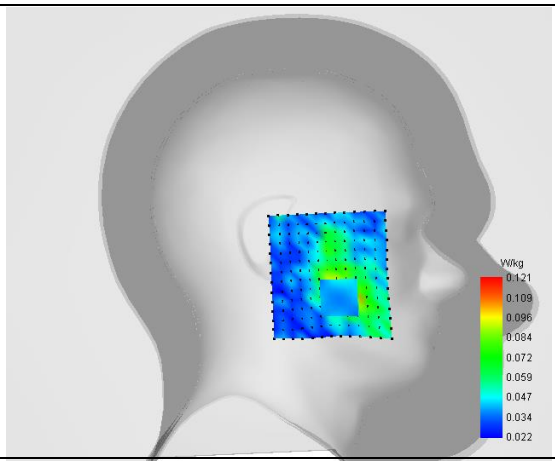	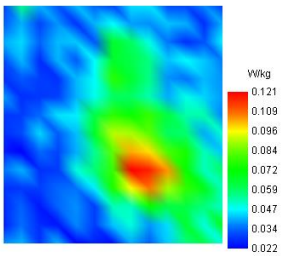

MEASUREMENT 15

Type: Measurement (Complete)
Date of measurement: 2025-05-08
Measurement duration: 12 minutes 3 seconds
E-field Probe: SSE2 - 0725-EPGO-446; ConvF: 1.36; Calibrated: 2025-02-12

A. Experimental conditions

Area Scan	dx=8mm dy=8mm
Zoom Scan	dx=5mm dy=5mm dz=4mm
Phantom	Left head
Device Position	Cheek
Band	LTE Band 41
Channels	QPSK, 20MHz, 1RB, Low
Signal	Duty Cycle 1:1

B. SAR Measurement Results

Frequency (MHz)	2506.000000
Relative Permittivity (real part)	38.644266
Conductivity (S/m)	1.933188
Power Variation (%)	-2.168200
Ambient Temperature	22.3
Liquid Temperature	22.3

C. SAR Surface and Volume

SURFACE SAR	VOLUME SAR
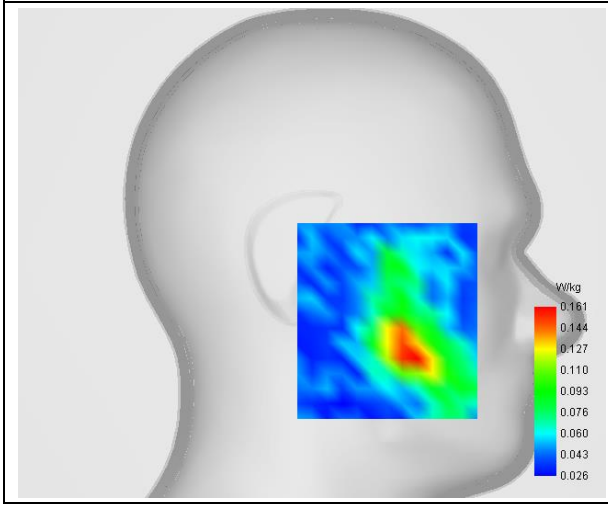	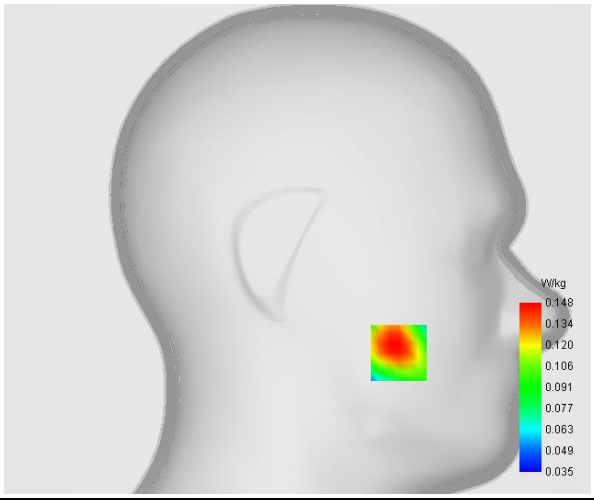

Maximum location: X=-54.00, Y=-55.00

D. SAR 1g & 10g

SAR 10g (W/Kg)	**0.091312**
SAR 1g (W/Kg)	**0.144286**

E. Z Axis Scan

Z (mm)	**0.00**	**4.00**	**8.00**	**12.00**	**16.00**
SAR (W/Kg)	**0.3039**	**0.1478**	**0.0853**	**0.0646**	**0.0562**

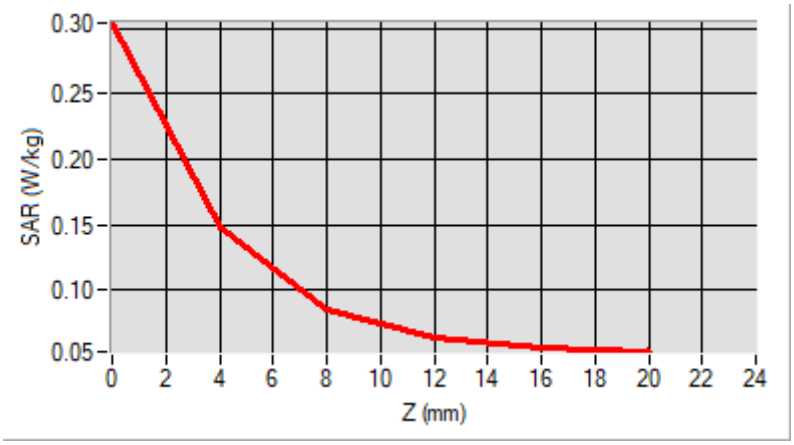

F. 3D Image

3D screen shot	**Hot spot position**
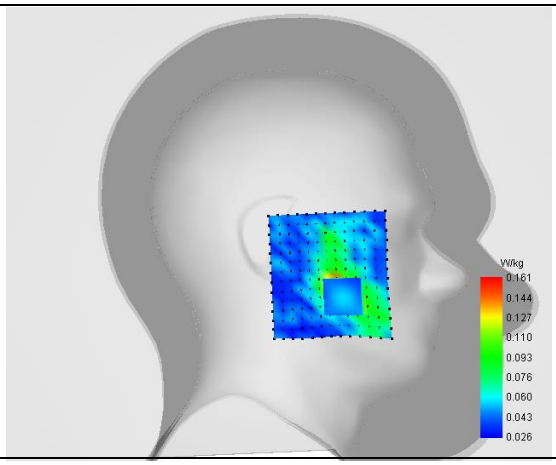	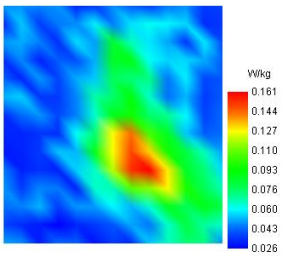

MEASUREMENT 16

Type: Measurement (Complete)
Date of measurement: 2025-05-13
Measurement duration: 12 minutes 3 seconds
E-field Probe: SSE2 - 0725-EPGO-446; ConvF: 1.23; Calibrated: 2025-02-12

A. Experimental conditions

Area Scan	dx=8mm dy=8mm
Zoom Scan	dx=5mm dy=5mm dz=4mm
Phantom	Left head
Device Position	Cheek
Band	LTE Band 66
Channels	QPSK, 20MHz, 1RB, Low
Signal	Duty Cycle 1:1

B. SAR Measurement Results

Frequency (MHz)	1720.000000
Relative Permittivity (real part)	39.151327
Conductivity (S/m)	1.379298
Power Variation (%)	0.186990
Ambient Temperature	22.4
Liquid Temperature	22.4

C. SAR Surface and Volume

SURFACE SAR	VOLUME SAR
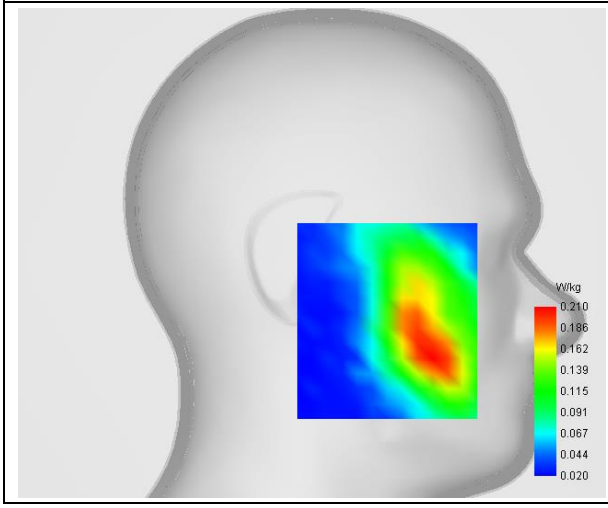	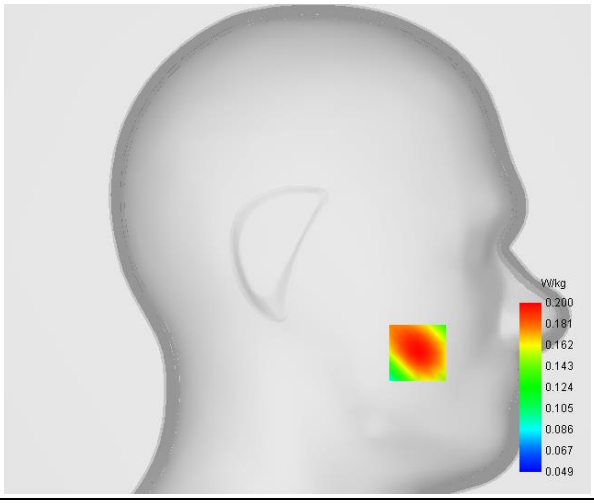

Maximum location: X=-64.00, Y=-55.00

D. SAR 1g & 10g

SAR 10g (W/Kg)	**0.129866**
SAR 1g (W/Kg)	**0.191171**

E. Z Axis Scan

Z (mm)	**0.00**	**4.00**	**8.00**	**12.00**	**16.00**
SAR (W/Kg)	**0.2807**	**0.2000**	**0.1440**	**0.1073**	**0.0834**

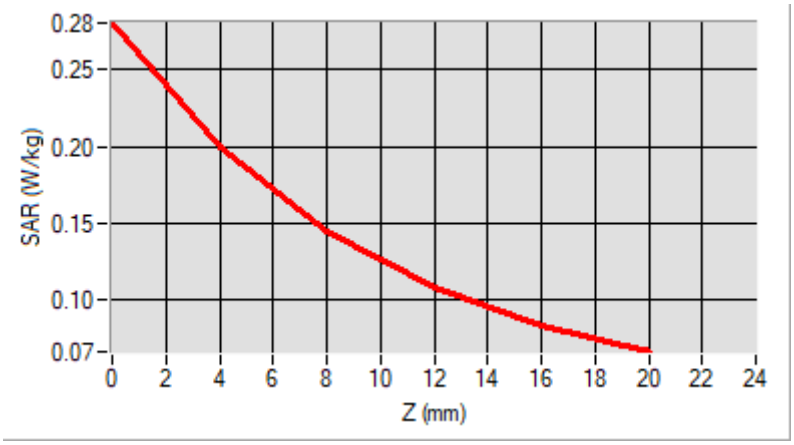

F. 3D Image

3D screen shot	**Hot spot position**
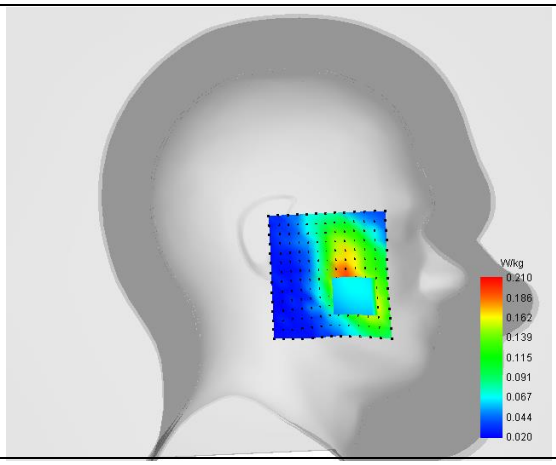	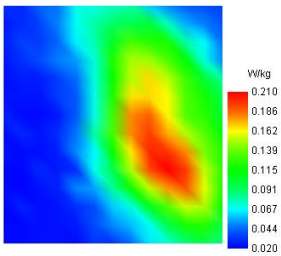

MEASUREMENT 17

Type: Measurement (Complete)
Date of measurement: 2025-04-30
Measurement duration: 12 minutes 3 seconds
E-field Probe: SSE2 - 0725-EPGO-446; ConvF: 1.45; Calibrated: 2025-02-12

A. Experimental conditions

Area Scan	dx=8mm dy=8mm
Zoom Scan	dx=5mm dy=5mm dz=4mm
Phantom	Left head
Device Position	Cheek
Band	WiFi_802.11b
Channels	Middle
Signal	Duty Cycle 1:1

B. SAR Measurement Results

Frequency (MHz)	2437.000000
Relative Permittivity (real part)	39.024231
Conductivity (S/m)	1.773168
Power Variation (%)	-1.963800
Ambient Temperature	22.3
Liquid Temperature	22.3

C. SAR Surface and Volume

SURFACE SAR	VOLUME SAR
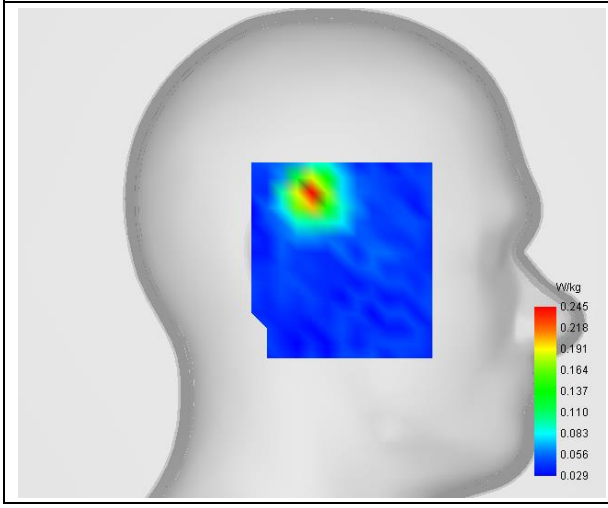	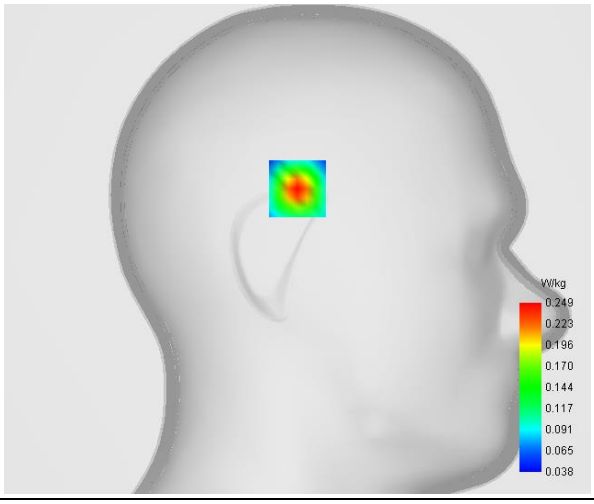

Maximum location: X=0.00, Y=32.00

D. SAR 1g & 10g

SAR 10g (W/Kg)	**0.119211**
SAR 1g (W/Kg)	**0.226767**

E. Z Axis Scan

Z (mm)	**0.00**	**4.00**	**8.00**	**12.00**	**16.00**
SAR (W/Kg)	**0.4520**	**0.2491**	**0.1377**	**0.0845**	**0.0631**

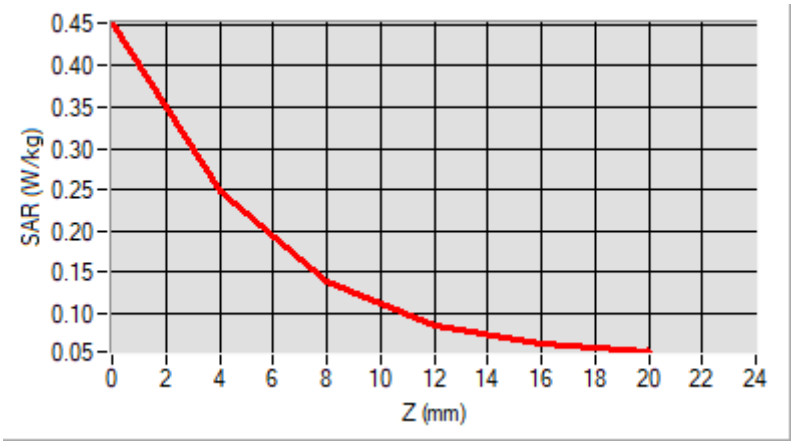

F. 3D Image

3D screen shot	**Hot spot position**
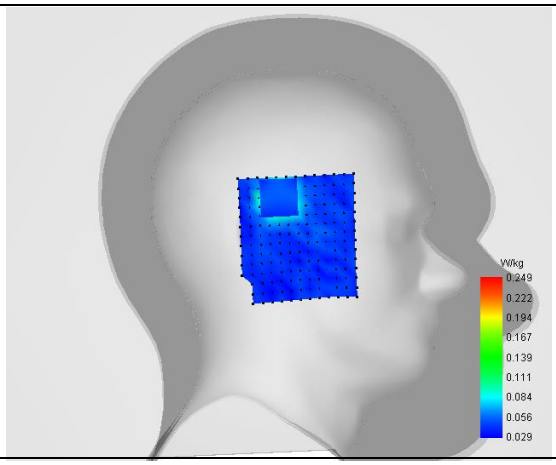	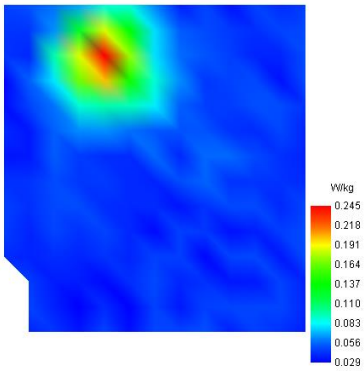

MEASUREMENT 18

Type: Measurement (Complete)
Date of measurement: 2025-05-05
Measurement duration: 12 minutes 3 seconds
E-field Probe: SSE2 - 0725-EPGO-446; ConvF: 1.56; Calibrated: 2025-02-12

A. Experimental conditions

Area Scan	dx=8mm dy=8mm
Zoom Scan	dx=4mm dy=4mm dz=2mm
Phantom	Left Head
Device Position	Cheek
Band	WiFi(5.2GHz)_802.11a
Channels	Middle
Signal	Duty Cycle: 1:1

B. SAR Measurement Results

Frequency (MHz)	5200.000000
Relative Permittivity (real part)	36.423869
Conductivity (S/m)	4.641611
Power Variation (%)	-1.156800
Ambient Temperature	22.5
Liquid Temperature	22.5

C. SAR Surface and Volume

SURFACE SAR	VOLUME SAR
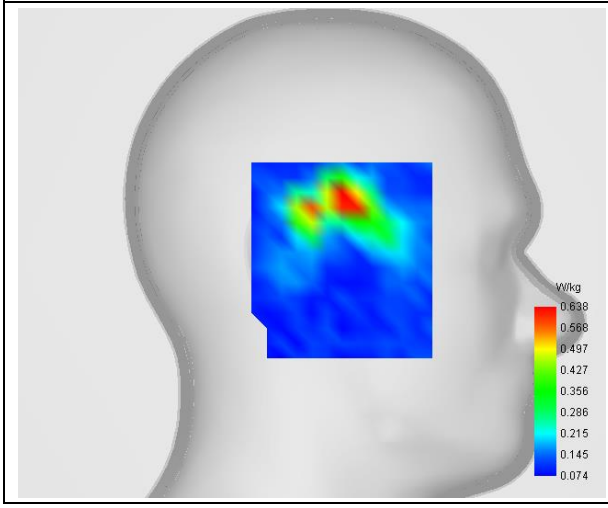	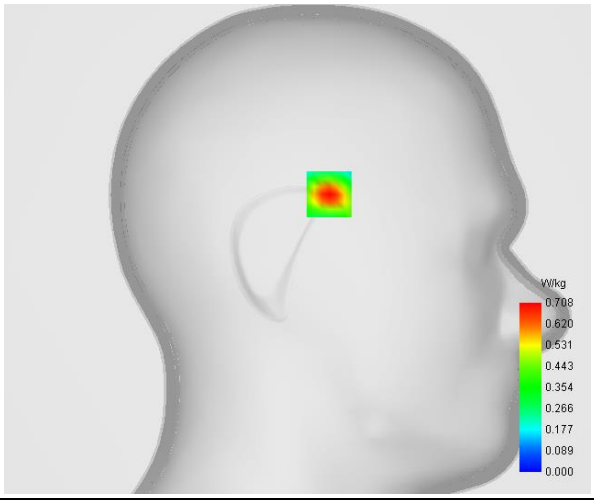

Maximum location: X=-17.00, Y=29.00

D. SAR 1g & 10g

SAR 10g (W/Kg)	**0.291691**
SAR 1g (W/Kg)	**0.683322**

E. Z Axis Scan

Z (mm)	**0.00**	**2.00**	**4.00**	**6.00**	**8.00**	**10.00**	**12.00**	**14.00**	**16.00**
SAR (W/Kg)	**1.1941**	**0.7084**	**0.4076**	**0.2340**	**0.1447**	**0.1023**	**0.0862**	**0.0858**	**0.0821**

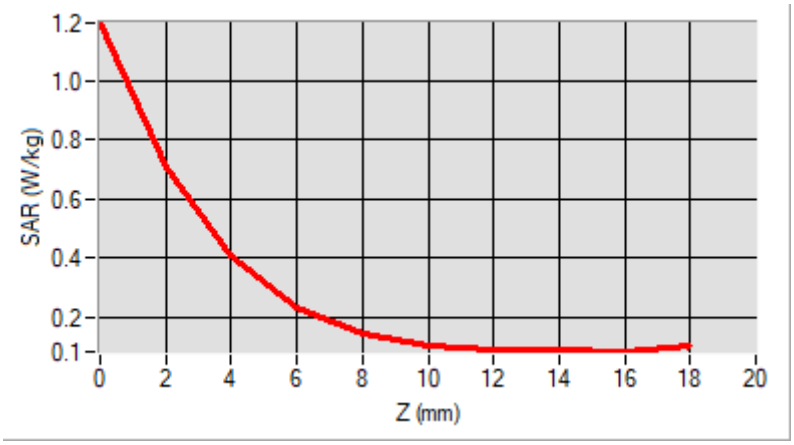

F. 3D Image

3D screen shot	**Hot spot position**
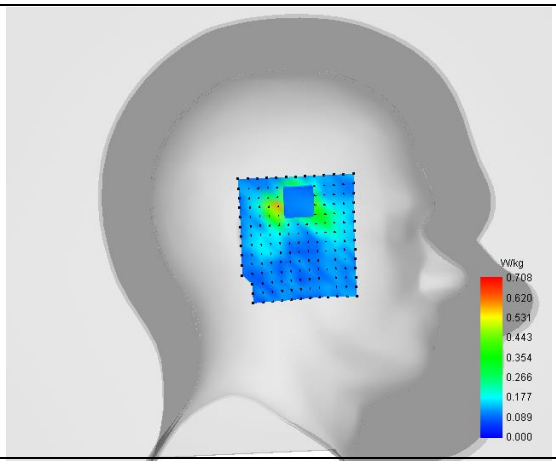	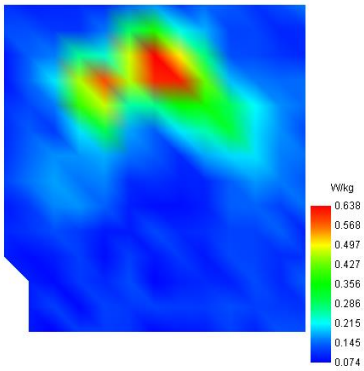

MEASUREMENT 19

Type: Measurement (Complete)
Date of measurement: 2025-05-18
Measurement duration: 12 minutes 3 seconds
E-field Probe: SSE2 - 0725-EPGO-446; ConvF: 1.58; Calibrated: 2025-02-12

A. Experimental conditions

Area Scan	dx=8mm dy=8mm
Zoom Scan	dx=4mm dy=4mm dz=2mm
Phantom	Left Head
Device Position	Cheek
Band	WiFi(5.8GHz)_ 802.11a
Channels	Middle
Signal	Duty Cycle: 1:1

B. SAR Measurement Results

Frequency (MHz)	5785.000000
Relative Permittivity (real part)	34.742839
Conductivity (S/m)	5.311926
Power Variation (%)	0.466800
Ambient Temperature	22.5
Liquid Temperature	22.5

C. SAR Surface and Volume

SURFACE SAR	VOLUME SAR
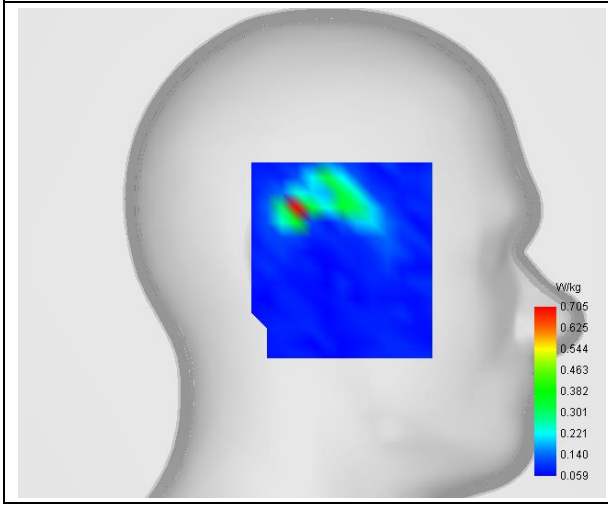	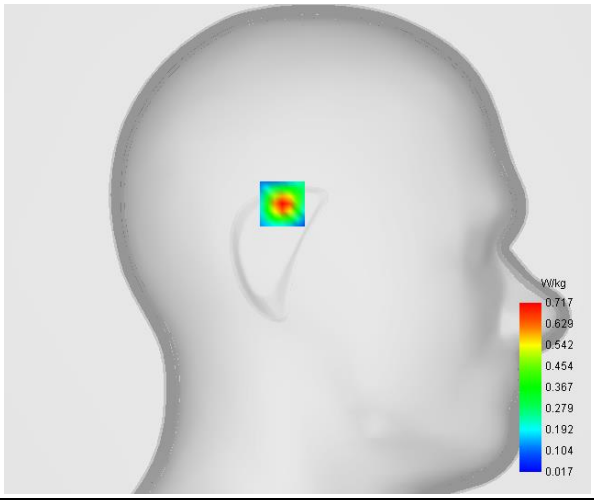

Maximum location: X=8.00, Y=24.00

D. SAR 1g & 10g

SAR 10g (W/Kg)	**0.238992**
SAR 1g (W/Kg)	**0.712495**

E. Z Axis Scan

Z (mm)	**0.00**	**2.00**	**4.00**	**6.00**	**8.00**	**10.00**	**12.00**	**14.00**	**16.00**
SAR (W/Kg)	**1.3980**	**0.7167**	**0.3186**	**0.1269**	**0.0512**	**0.0261**	**0.0221**	**0.0307**	**0.0519**

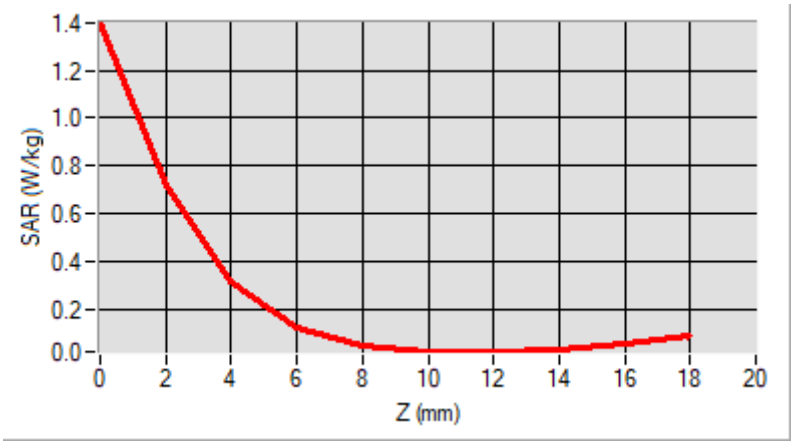

F. 3D Image

3D screen shot	**Hot spot position**
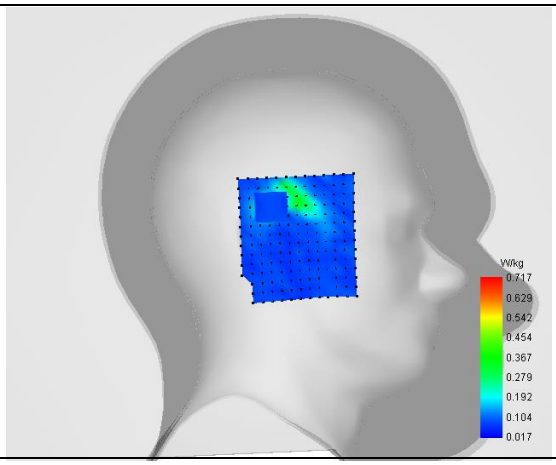	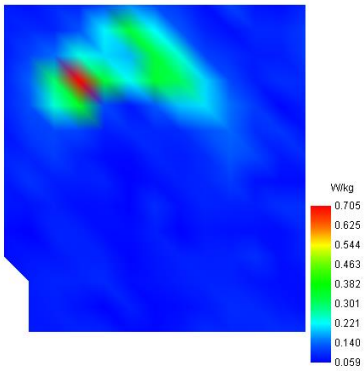

MEASUREMENT 20

Type: Measurement (Complete)
Date of measurement: 2025-05-10
Measurement duration: 11 minutes 48 seconds
E-field Probe: SSE2 - 0725-EPGO-446; ConvF: 0.99; Calibrated: 2025-02-12

A. Experimental conditions

Area Scan	dx=8mm dy=8mm
Zoom Scan	dx=8mm dy=8mm dz=5mm
Phantom	Flat Plane
Device Position	Back
Band	GSM850
Channels	High
Signal	TDMA (Crest factor: 8.0)

B. SAR Measurement Results

Frequency (MHz)	848.800000
Relative Permittivity (real part)	40.753224
Conductivity (S/m)	0.891245
Power Variation (%)	0.721200
Ambient Temperature	22.4
Liquid Temperature	22.4

C. SAR Surface and Volume

SURFACE SAR	VOLUME SAR
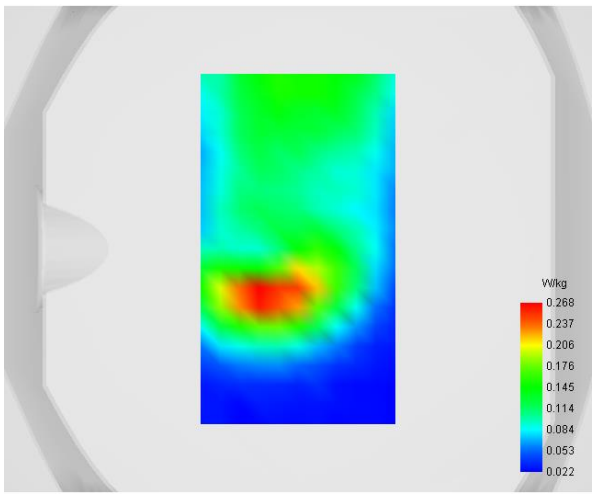	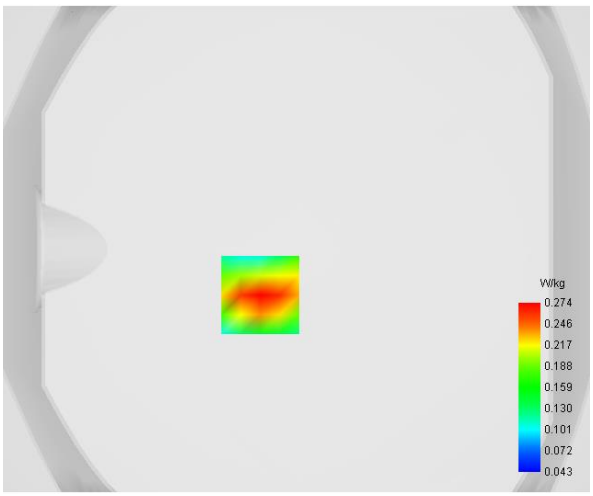

Maximum location: X=-15.00, Y=-19.00

D. SAR 1g & 10g

SAR 10g (W/Kg)	**0.157652**
SAR 1g (W/Kg)	**0.259416**

E. Z Axis Scan

Z (mm)	**0.00**	**4.00**	**9.00**	**14.00**	**19.00**
SAR (W/Kg)	**0.4126**	**0.2745**	**0.1659**	**0.1066**	**0.0763**

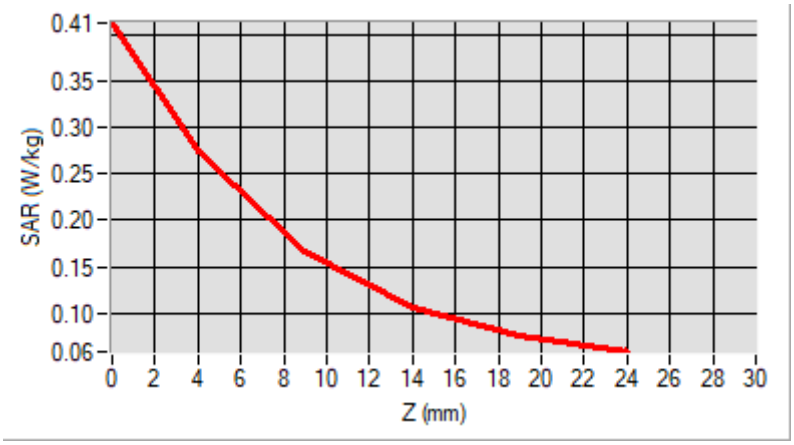

F. 3D Image

3D screen shot	**Hot spot position**
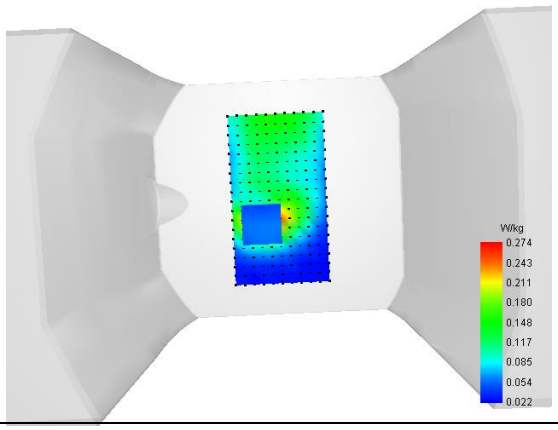	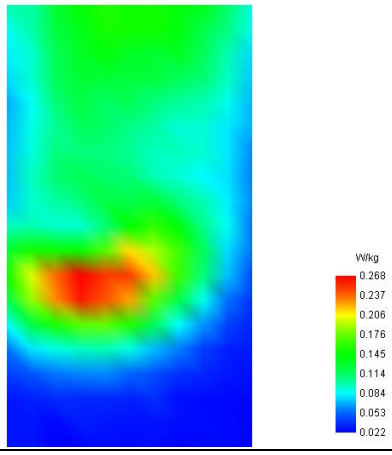

MEASUREMENT 21

Type: Measurement (Complete)
Date of measurement: 2025-05-13
Measurement duration: 11 minutes 48 seconds
E-field Probe: SSE2 - 0725-EPGO-446; ConvF: 1.23; Calibrated: 2025-02-12

A. Experimental conditions

Area Scan	dx=8mm dy=8mm
Zoom Scan	dx=5mm dy=5mm dz=4mm
Phantom	Flat Plane
Device Position	Back
Band	GSM1900
Channels	Low
Signal	TDMA (Crest factor: 8.0)

B. SAR Measurement Results

Frequency (MHz)	1850.200000
Relative Permittivity (real part)	39.151224
Conductivity (S/m)	1.383921
Power Variation (%)	-1.174100
Ambient Temperature	22.4
Liquid Temperature	22.4

C. SAR Surface and Volume

SURFACE SAR	VOLUME SAR
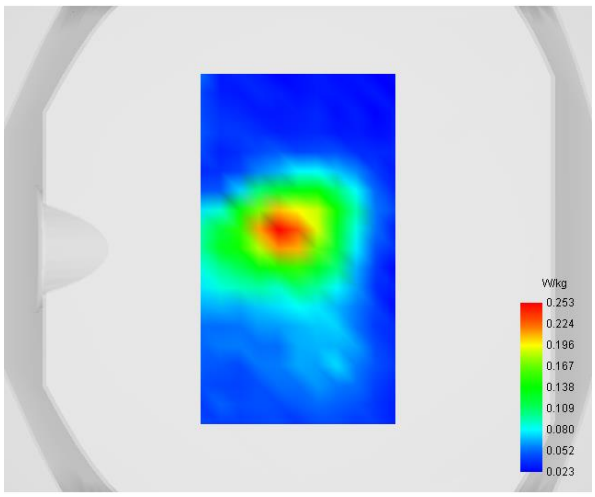	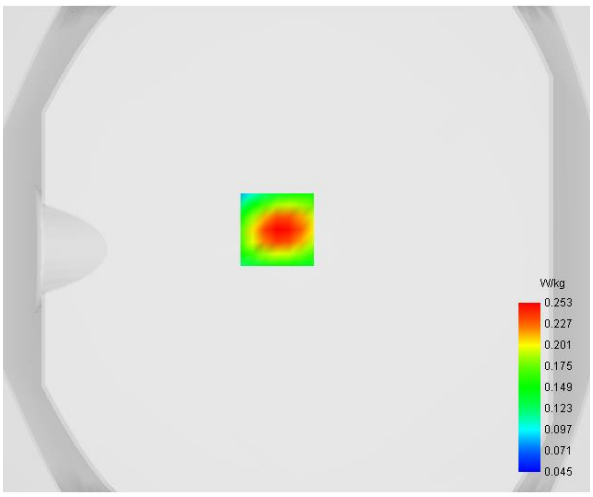

Maximum location: X=-8.00, Y=8.00

D. SAR 1g & 10g

SAR 10g (W/Kg)	**0.147475**
SAR 1g (W/Kg)	**0.236984**

E. Z Axis Scan

Z (mm)	**0.00**	**4.00**	**8.00**	**12.00**	**16.00**
SAR (W/Kg)	**0.3737**	**0.2533**	**0.1745**	**0.1265**	**0.0984**

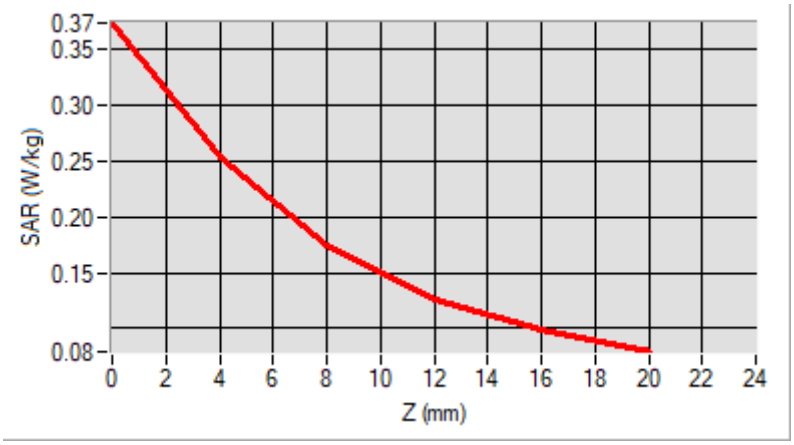

F. 3D Image

3D screen shot	**Hot spot position**
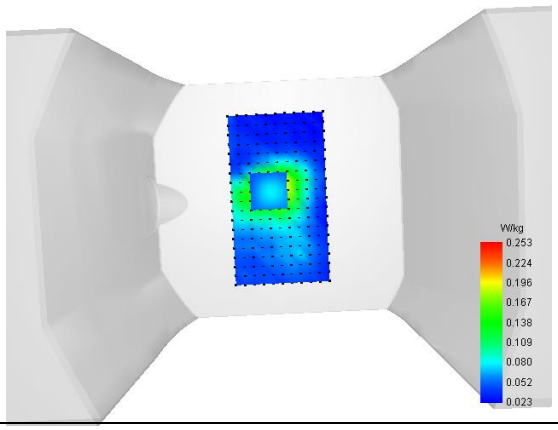	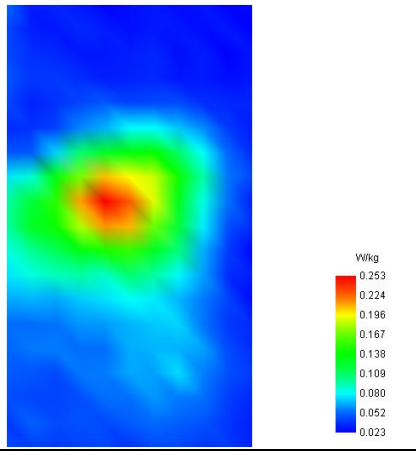

MEASUREMENT 22/39

Type: Measurement (Complete)
Date of measurement: 2025-05-13
Measurement duration: 12 minutes 3 seconds
E-field Probe: SSE2 - 0725-EPGO-446; ConvF: 1.23; Calibrated: 2025-02-12

A. Experimental conditions

Area Scan	dx=8mm dy=8mm
Zoom Scan	dx=5mm dy=5mm dz=4mm
Phantom	Flat Plane
Device Position	Back
Band	WCDMA1900_RMC
Channels	Low
Signal	Duty Cycle 1:1

B. SAR Measurement Results

Frequency (MHz)	1852.400000
Relative Permittivity (real part)	39.151248
Conductivity (S/m)	1.383607
Power Variation (%)	-0.477500
Ambient Temperature	22.4
Liquid Temperature	22.4

C. SAR Surface and Volume

SURFACE SAR	VOLUME SAR
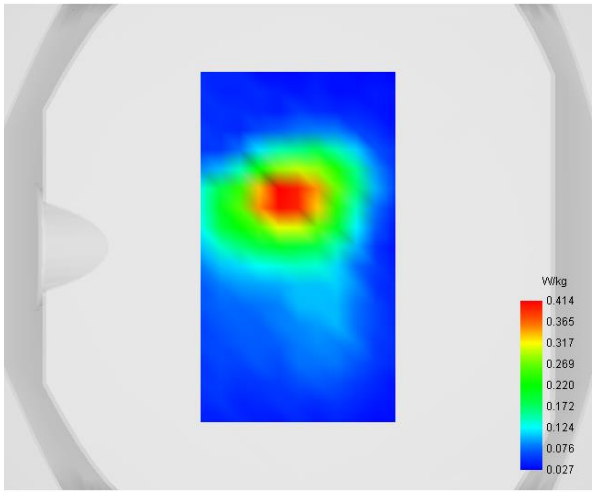	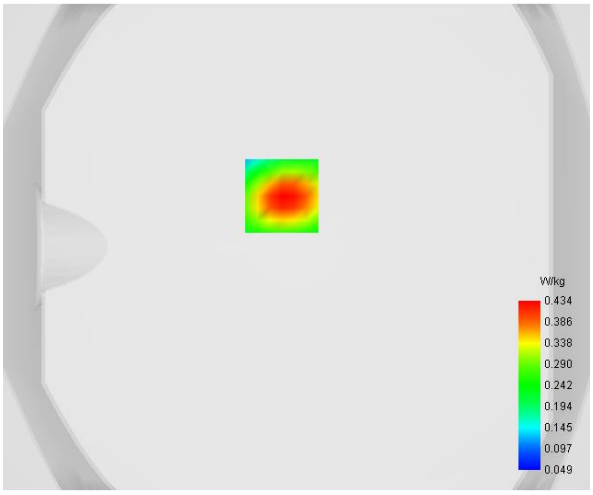

Maximum location: X=-6.00, Y=21.00

D. SAR 1g & 10g

SAR 10g (W/Kg)	**0.245416**
SAR 1g (W/Kg)	**0.404935**

E. Z Axis Scan

Z (mm)	**0.00**	**4.00**	**8.00**	**12.00**	**16.00**
SAR (W/Kg)	**0.6262**	**0.4337**	**0.3007**	**0.2126**	**0.1548**

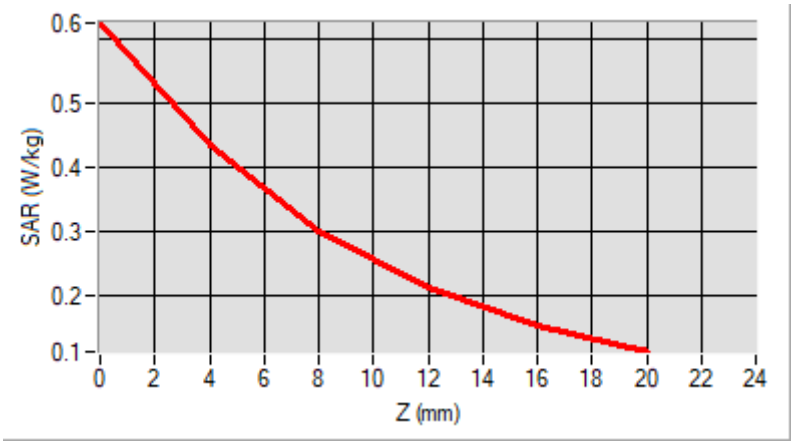

F. 3D Image

3D screen shot	**Hot spot position**
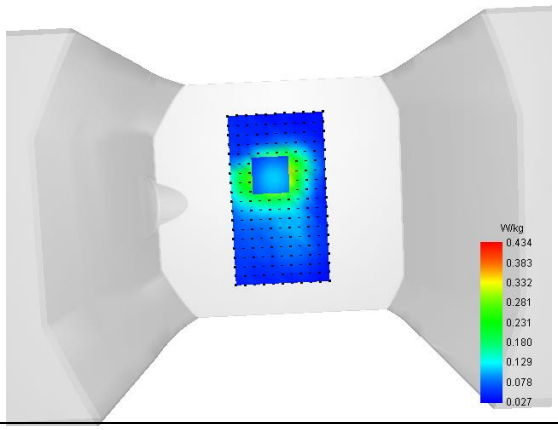	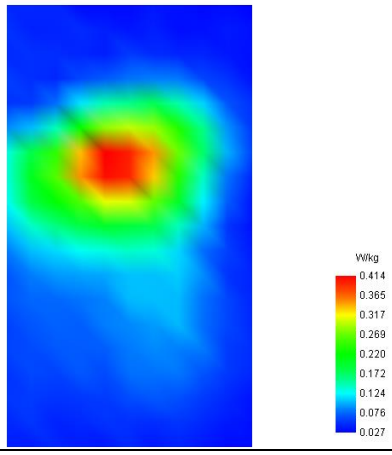

MEASUREMENT 23

Type: Measurement (Complete)
Date of measurement: 2025-05-13
Measurement duration: 12 minutes 3 seconds
E-field Probe: SSE2 - 0725-EPGO-446; ConvF: 1.23; Calibrated: 2025-02-12

A. Experimental conditions

Area Scan	dx=8mm dy=8mm
Zoom Scan	dx=5mm dy=5mm dz=4mm
Phantom	Flat Plane
Device Position	Back
Band	WCDMA1700_RMC
Channels	High
Signal	Duty Cycle 1:1

B. SAR Measurement Results

Frequency (MHz)	1752.600000
Relative Permittivity (real part)	39.151247
Conductivity (S/m)	1.384607
Power Variation (%)	0.542300
Ambient Temperature	22.4
Liquid Temperature	22.4

C. SAR Surface and Volume

SURFACE SAR	VOLUME SAR
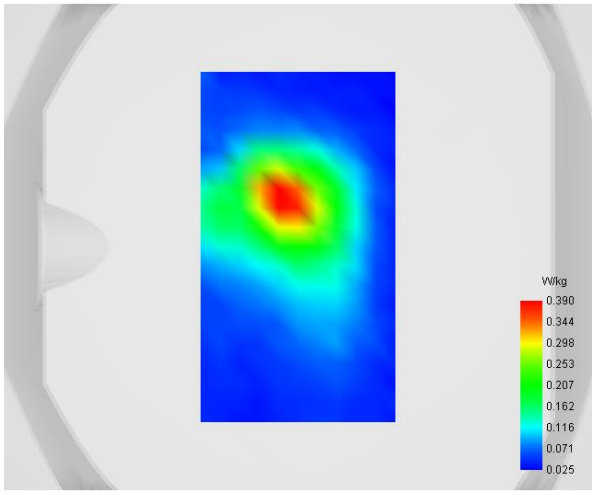	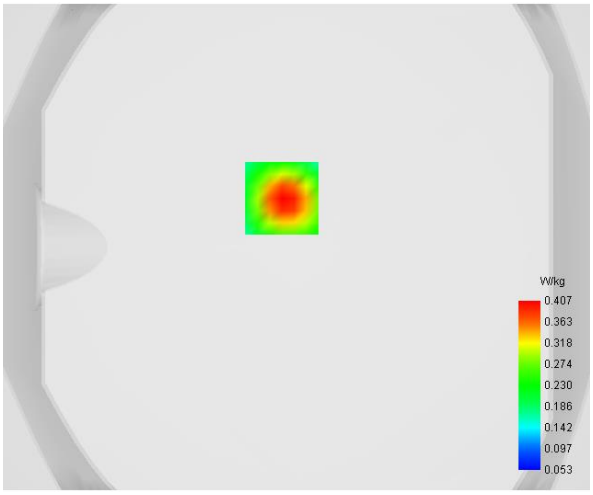

Maximum location: X=-6.00, Y=20.00

D. SAR 1g & 10g

SAR 10g (W/Kg)	**0.228542**
SAR 1g (W/Kg)	**0.377441**

E. Z Axis Scan

Z (mm)	**0.00**	**4.00**	**8.00**	**12.00**	**16.00**
SAR (W/Kg)	**0.5627**	**0.4069**	**0.2925**	**0.2108**	**0.1526**

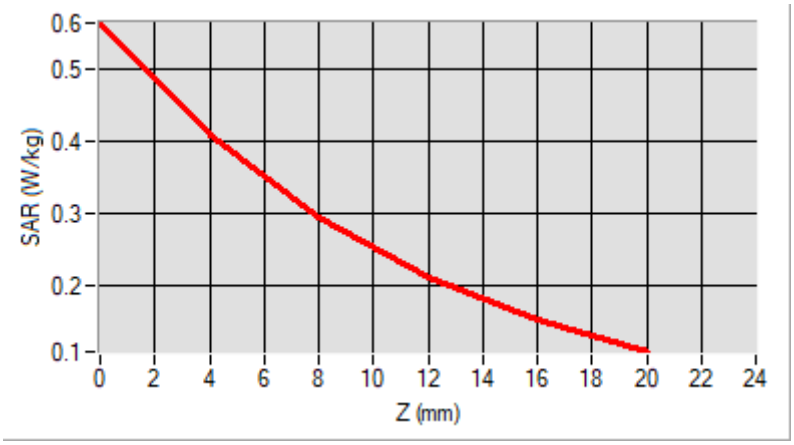

F. 3D Image

3D screen shot	**Hot spot position**
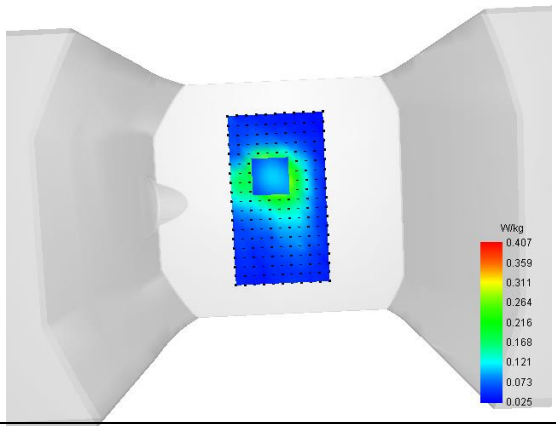	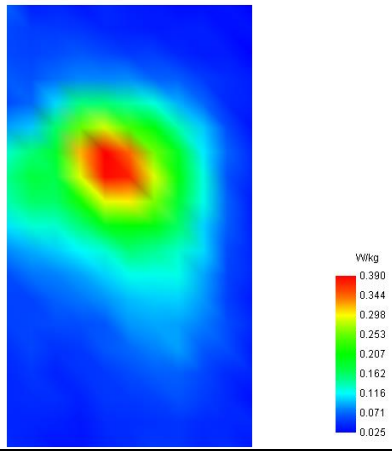

MEASUREMENT 24/41

Type: Measurement (Complete)
Date of measurement: 2025-05-10
Measurement duration: 12 minutes 3 seconds
E-field Probe: SSE2 - 0725-EPGO-446; ConvF: 0.99; Calibrated: 2025-02-12

A. Experimental conditions

Area Scan	dx=8mm dy=8mm
Zoom Scan	dx=8mm dy=8mm dz=5mm
Phantom	Flat Plane
Device Position	Back
Band	WCDMA850_RMC
Channels	Low
Signal	Duty Cycle 1:1

B. SAR Measurement Results

Frequency (MHz)	826.400000
Relative Permittivity (real part)	40.753245
Conductivity (S/m)	0.892458
Power Variation (%)	-1.239800
Ambient Temperature	22.4
Liquid Temperature	22.4

C. SAR Surface and Volume

SURFACE SAR	VOLUME SAR
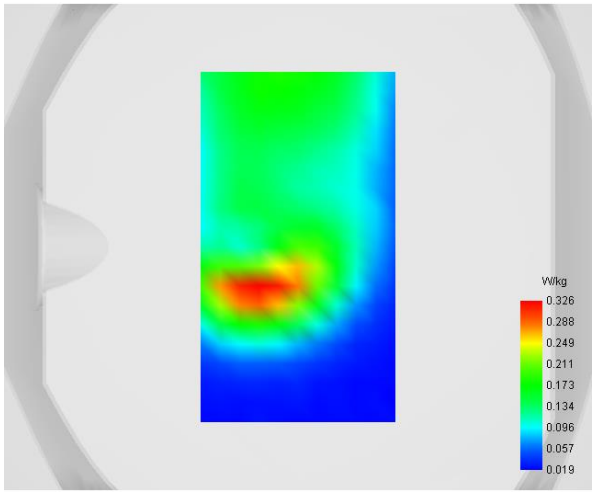	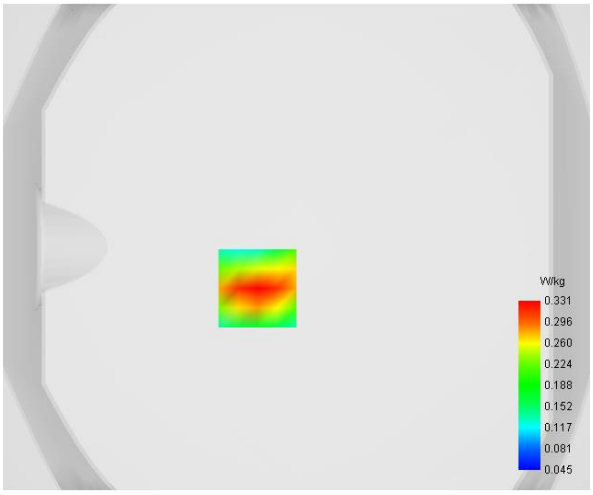

Maximum location: X=-16.00, Y=-17.00

D. SAR 1g & 10g

SAR 10g (W/Kg)	**0.187799**
SAR 1g (W/Kg)	**0.312254**

E. Z Axis Scan

Z (mm)	**0.00**	**4.00**	**9.00**	**14.00**	**19.00**
SAR (W/Kg)	**0.4946**	**0.3314**	**0.2011**	**0.1282**	**0.0894**

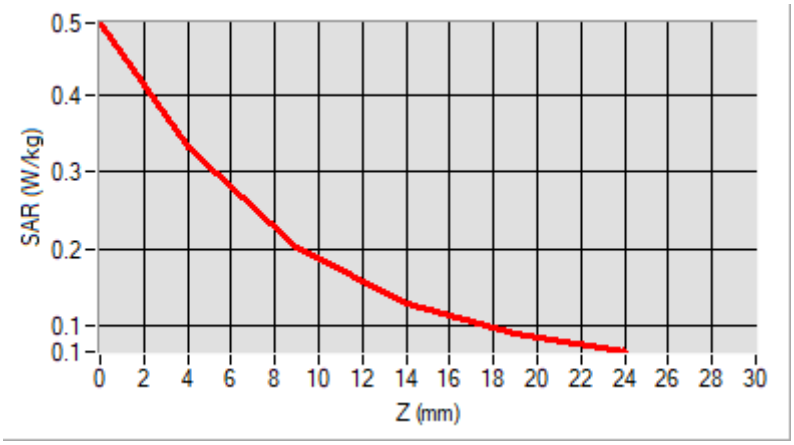

F. 3D Image

3D screen shot	**Hot spot position**
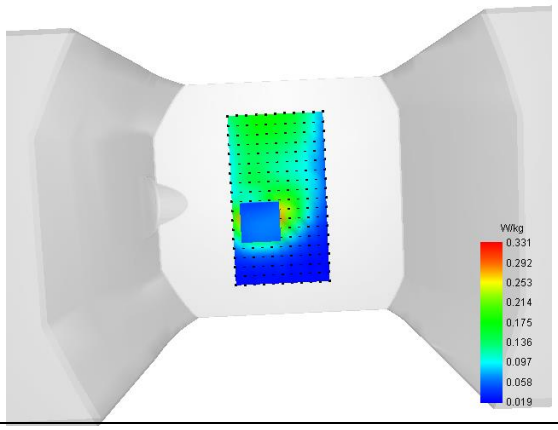	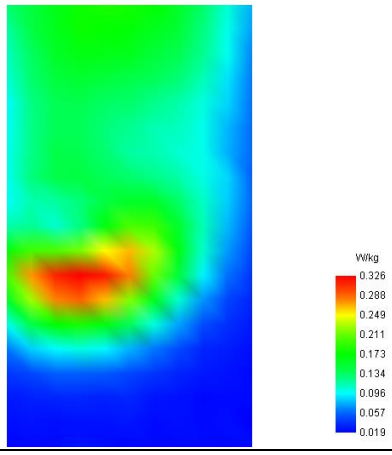

MEASUREMENT 25/42

Type: Measurement (Complete)
Date of measurement: 2025-05-13
Measurement duration: 12 minutes 3 seconds
E-field Probe: SSE2 - 0725-EPGO-446; ConvF: 1.23; Calibrated: 2025-02-12

A. Experimental conditions

Area Scan	dx=8mm dy=8mm
Zoom Scan	dx=5mm dy=5mm dz=4mm
Phantom	Flat Plane
Device Position	Back
Band	LTE Band 2
Channels	QPSK, 20MHz, 1RB, Middle
Signal	Duty Cycle 1:1

B. SAR Measurement Results

Frequency (MHz)	1860.000000
Relative Permittivity (real part)	39.151461
Conductivity (S/m)	1.382369
Power Variation (%)	-0.194700
Ambient Temperature	22.4
Liquid Temperature	22.4

C. SAR Surface and Volume

SURFACE SAR	VOLUME SAR
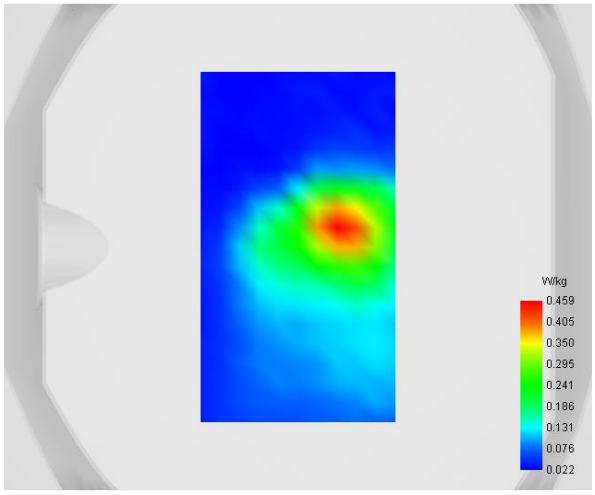	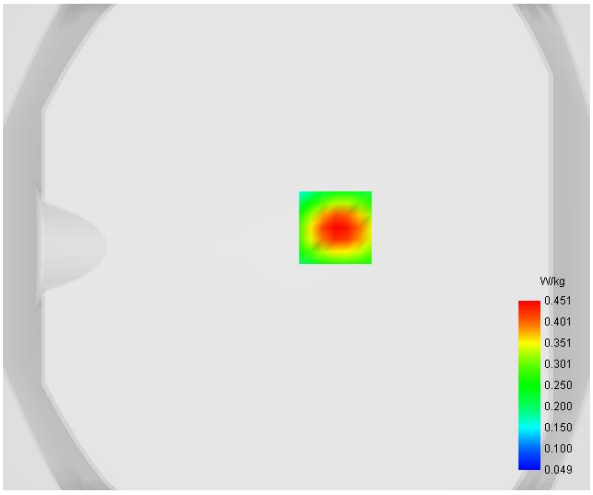

Maximum location: X=16.00, Y=8.00

D. SAR 1g & 10g

SAR 10g (W/Kg)	**0.246239**
SAR 1g (W/Kg)	**0.418404**

E. Z Axis Scan

Z (mm)	**0.00**	**4.00**	**8.00**	**12.00**	**16.00**
SAR (W/Kg)	**0.6590**	**0.4513**	**0.3071**	**0.2106**	**0.1467**

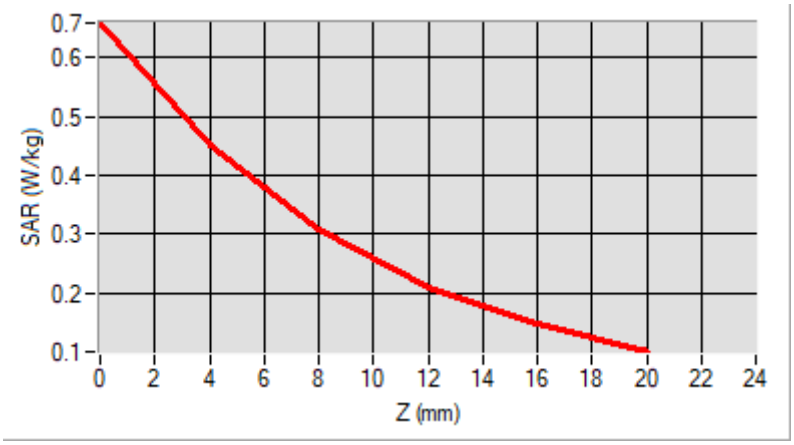

F. 3D Image

3D screen shot	**Hot spot position**
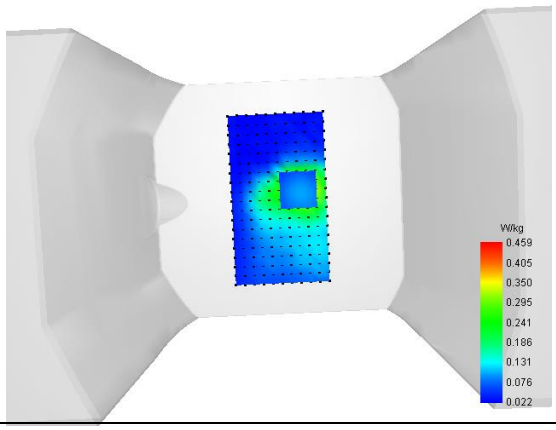	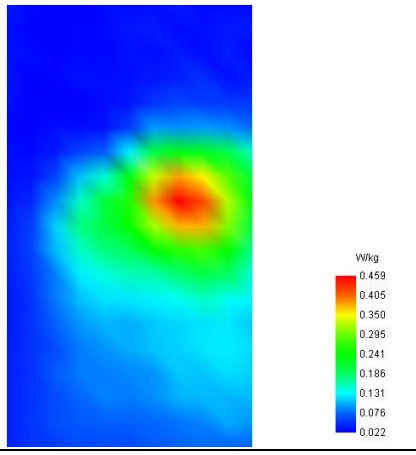

MEASUREMENT 26

Type: Measurement (Complete)
Date of measurement: 2025-05-13
Measurement duration: 12 minutes 3 seconds
E-field Probe: SSE2 - 0725-EPGO-446; ConvF: 1.23; Calibrated: 2025-02-12

A. Experimental conditions

Area Scan	dx=8mm dy=8mm
Zoom Scan	dx=5mm dy=5mm dz=4mm
Phantom	Flat Plane
Device Position	Back
Band	LTE Band 4
Channels	QPSK, 20MHz, 1RB, Low
Signal	Duty Cycle 1:1

B. SAR Measurement Results

Frequency (MHz)	1720.000000
Relative Permittivity (real part)	39.151327
Conductivity (S/m)	1.379298
Power Variation (%)	-0.866400
Ambient Temperature	22.4
Liquid Temperature	22.4

C. SAR Surface and Volume

SURFACE SAR	VOLUME SAR
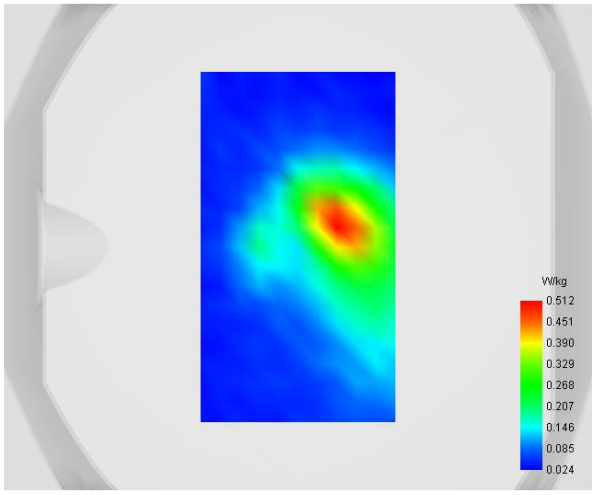	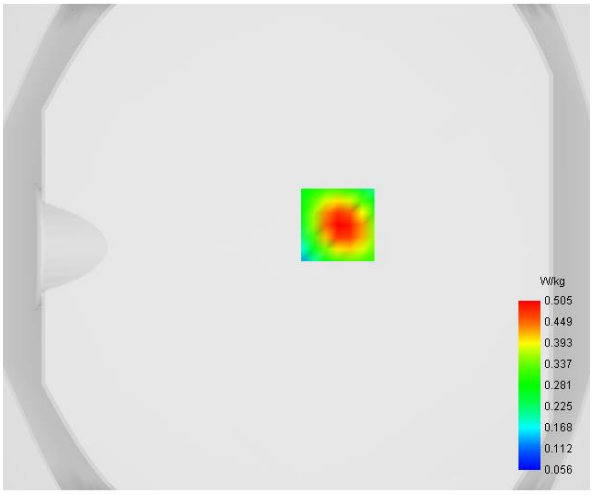

Maximum location: X=17.00, Y=9.00

D. SAR 1g & 10g

SAR 10g (W/Kg)	**0.284843**
SAR 1g (W/Kg)	**0.469980**

E. Z Axis Scan

Z (mm)	**0.00**	**4.00**	**8.00**	**12.00**	**16.00**
SAR (W/Kg)	**0.7229**	**0.5052**	**0.3539**	**0.2532**	**0.1868**

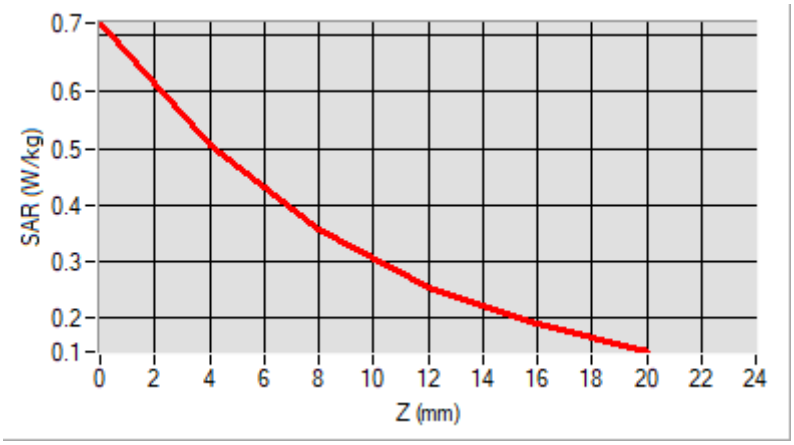

F. 3D Image

3D screen shot	**Hot spot position**
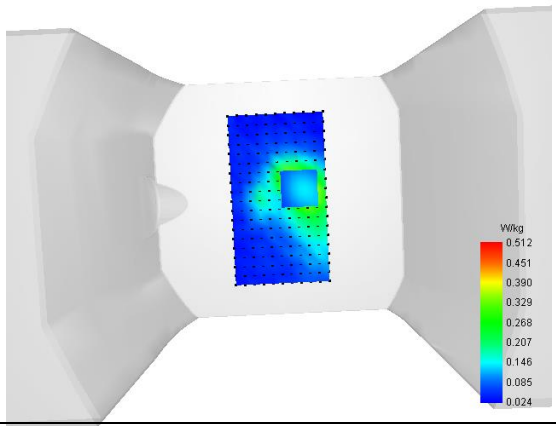	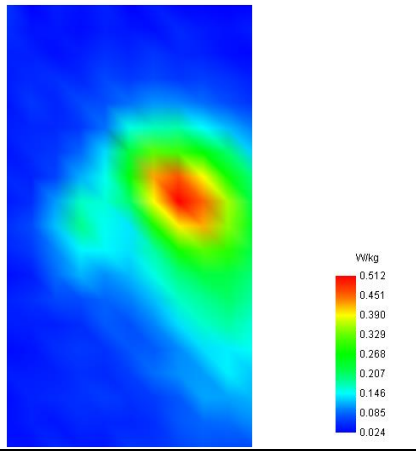

MEASUREMENT 27/44

Type: Measurement (Complete)
Date of measurement: 2025-05-10
Measurement duration: 12 minutes 3 seconds
E-field Probe: SSE2 - 0725-EPGO-446; ConvF: 0.99; Calibrated: 2025-02-12

A. Experimental conditions

Area Scan	dx=8mm dy=8mm
Zoom Scan	dx=8mm dy=8mm dz=5mm
Phantom	Flat Plane
Device Position	Back
Band	LTE Band 5
Channels	QPSK, 10MHz, 1RB, Low
Signal	Duty Cycle 1:1

B. SAR Measurement Results

Frequency (MHz)	829.000000
Relative Permittivity (real part)	40.753245
Conductivity (S/m)	0.891458
Power Variation (%)	-0.814700
Ambient Temperature	22.4
Liquid Temperature	22.4

C. SAR Surface and Volume

SURFACE SAR	VOLUME SAR
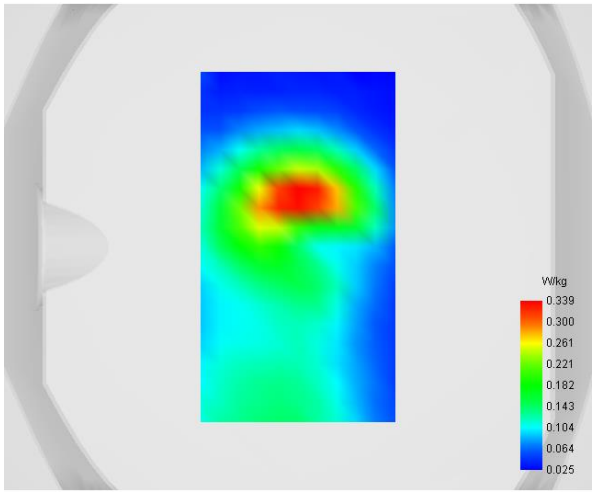	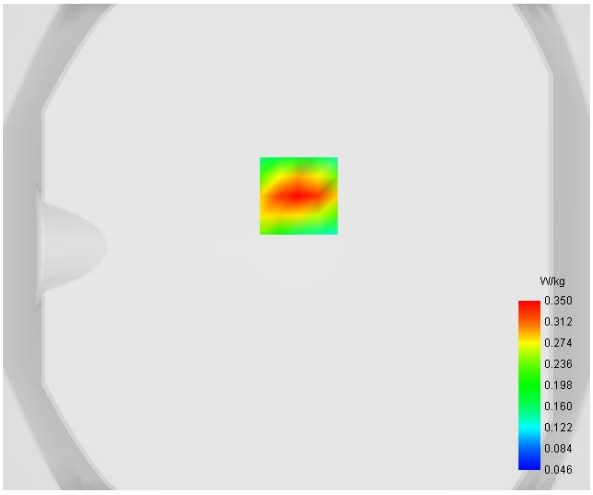

Maximum location: X=1.00, Y=21.00

D. SAR 1g & 10g

SAR 10g (W/Kg)	**0.203704**
SAR 1g (W/Kg)	**0.329555**

E. Z Axis Scan

Z (mm)	**0.00**	**4.00**	**9.00**	**14.00**	**19.00**
SAR (W/Kg)	**0.5096**	**0.3503**	**0.2202**	**0.1447**	**0.1028**

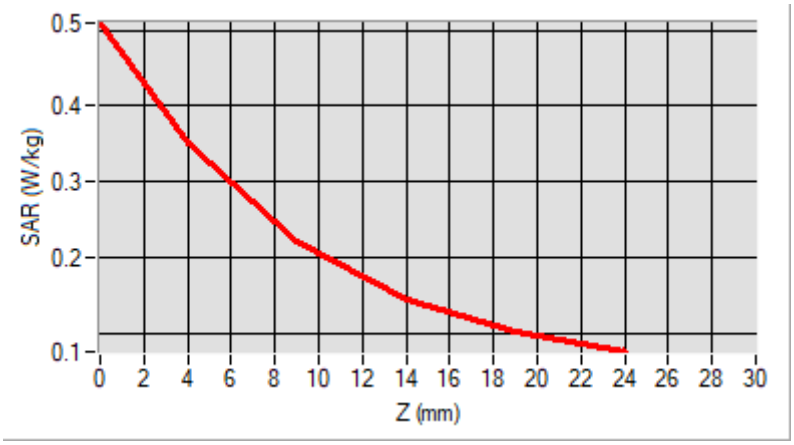

F. 3D Image

3D screen shot	**Hot spot position**
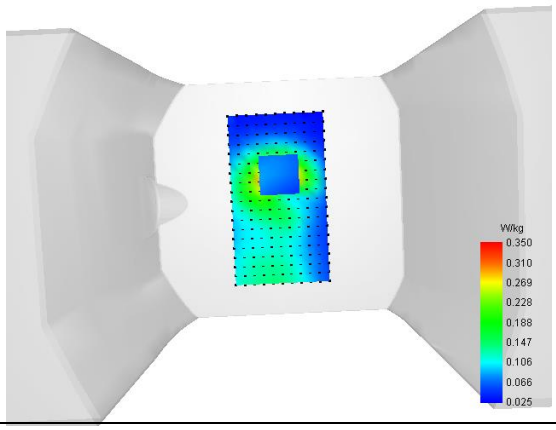	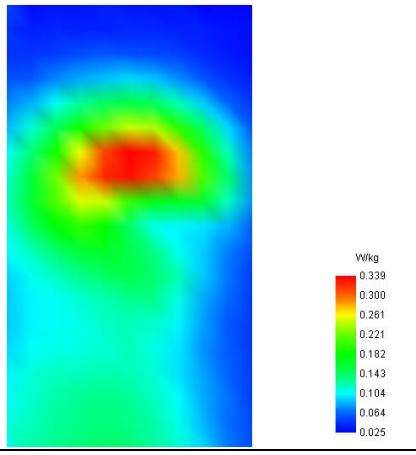

MEASUREMENT 28/45

Type: Measurement (Complete)
Date of measurement: 2025-05-08
Measurement duration: 12 minutes 3 seconds
E-field Probe: SSE2 - 0725-EPGO-446; ConvF: 1.36; Calibrated: 2025-02-12

A. Experimental conditions

Area Scan	dx=8mm dy=8mm
Zoom Scan	dx=5mm dy=5mm dz=4mm
Phantom	Flat Plane
Device Position	Back
Band	LTE Band 7
Channels	QPSK, 20MHz, 1RB, Low
Signal	Duty Cycle 1:1

B. SAR Measurement Results

Frequency (MHz)	2510.000000
Relative Permittivity (real part)	38.641566
Conductivity (S/m)	1.933182
Power Variation (%)	0.575100
Ambient Temperature	22.3
Liquid Temperature	22.3

C. SAR Surface and Volume

SURFACE SAR	VOLUME SAR
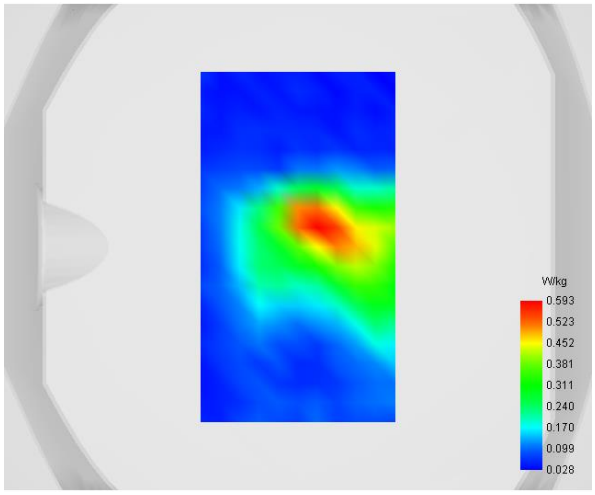	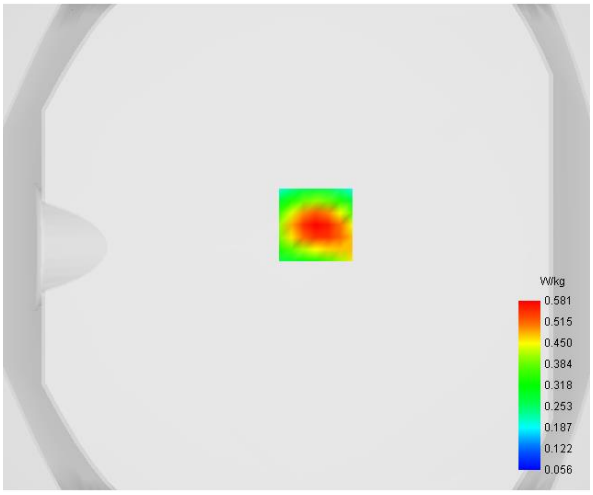

Maximum location: X=8.00, Y=9.00

D. SAR 1g & 10g

SAR 10g (W/Kg)	**0.291328**
SAR 1g (W/Kg)	**0.541540**

E. Z Axis Scan

Z (mm)	**0.00**	**4.00**	**8.00**	**12.00**	**16.00**
SAR (W/Kg)	**0.9753**	**0.5808**	**0.3411**	**0.2059**	**0.1328**

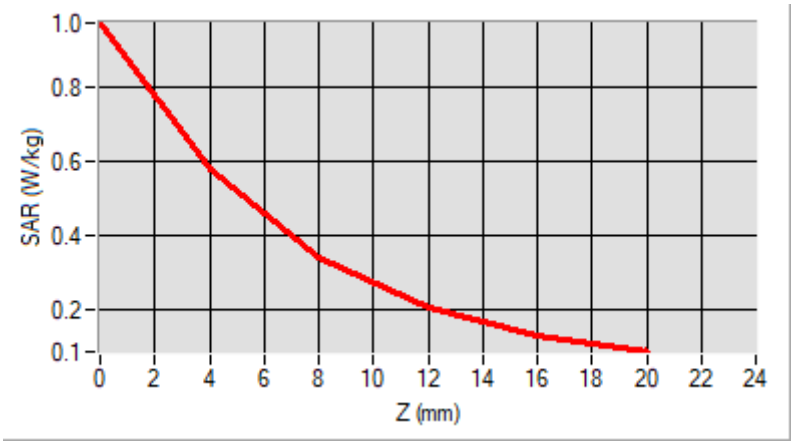

F. 3D Image

3D screen shot	**Hot spot position**
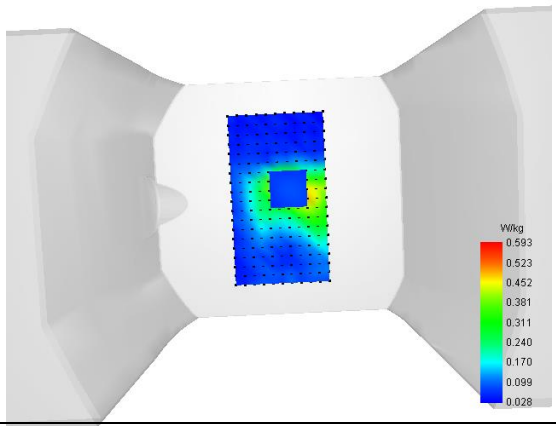	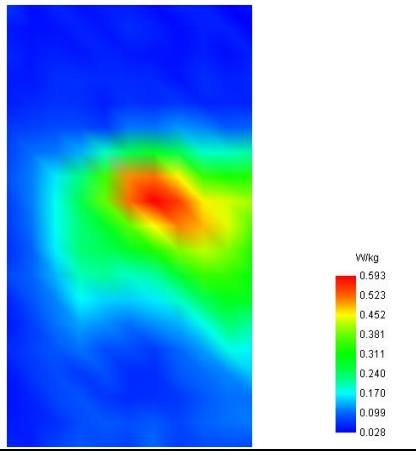

MEASUREMENT 29/46

Type: Measurement (Complete)
Date of measurement: 2025-05-08
Measurement duration: 12 minutes 3 seconds
E-field Probe: SSE2 - 0725-EPGO-446; ConvF: 1.36; Calibrated: 2025-02-12

A. Experimental conditions

Area Scan	dx=8mm dy=8mm
Zoom Scan	dx=5mm dy=5mm dz=4mm
Phantom	Flat Plane
Device Position	Back
Band	LTE Band 38
Channels	QPSK, 20MHz, 1RB, Low
Signal	Duty Cycle 1:1

B. SAR Measurement Results

Frequency (MHz)	2580.000000
Relative Permittivity (real part)	38.644366
Conductivity (S/m)	1.932696
Power Variation (%)	0.361500
Ambient Temperature	22.3
Liquid Temperature	22.3

C. SAR Surface and Volume

SURFACE SAR	VOLUME SAR
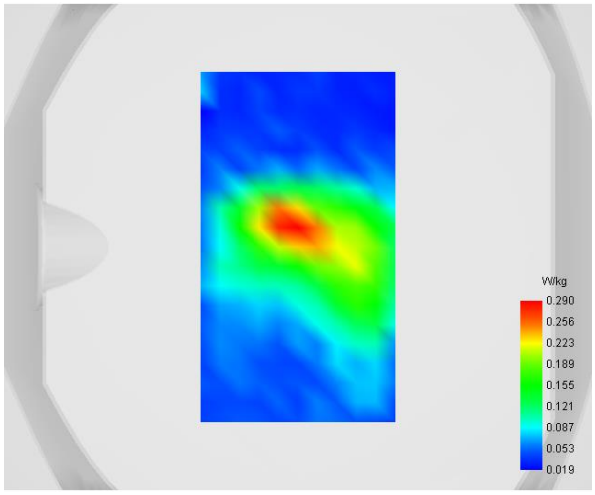	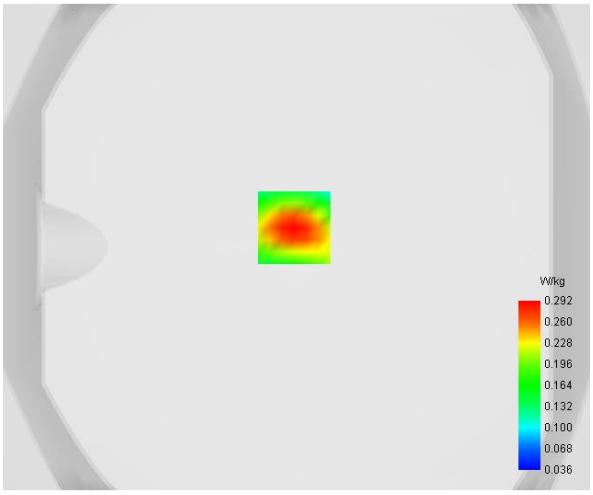

Maximum location: X=-1.00, Y=8.00

D. SAR 1g & 10g

SAR 10g (W/Kg)	**0.153471**
SAR 1g (W/Kg)	**0.272480**

E. Z Axis Scan

Z (mm)	**0.00**	**4.00**	**8.00**	**12.00**	**16.00**
SAR (W/Kg)	**0.4964**	**0.2916**	**0.1721**	**0.1094**	**0.0795**

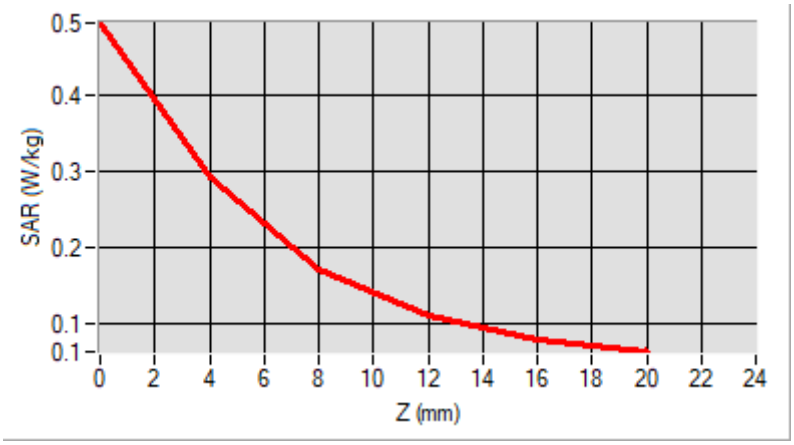

F. 3D Image

3D screen shot	**Hot spot position**
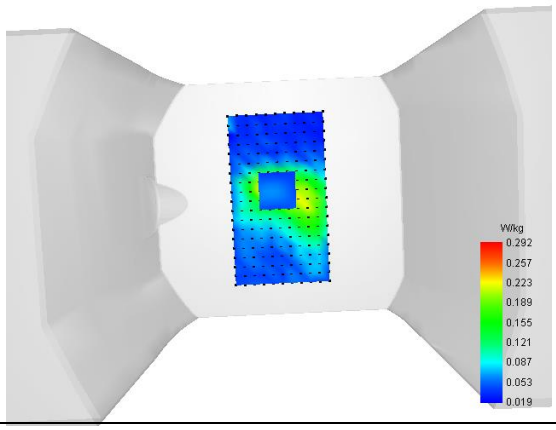	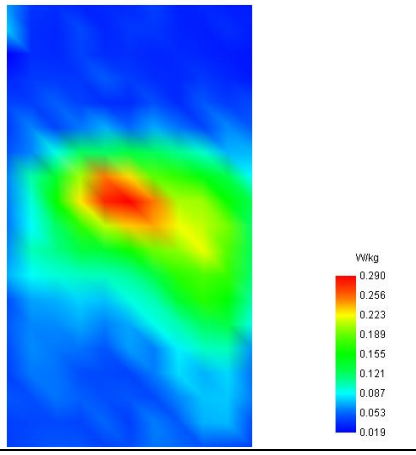

MEASUREMENT 30/47

Type: Measurement (Complete)
Date of measurement: 2025-05-07
Measurement duration: 12 minutes 3 seconds
E-field Probe: SSE2 - 0725-EPGO-446; ConvF: 1.44; Calibrated: 2025-02-12

A. Experimental conditions

Area Scan	dx=8mm dy=8mm
Zoom Scan	dx=5mm dy=5mm dz=4mm
Phantom	Flat Plane
Device Position	Back
Band	LTE Band 40(2305-2315MHz)
Channels	QPSK, 10MHz, 1RB, Middle
Signal	Duty Cycle 1:1

B. SAR Measurement Results

Frequency (MHz)	2310.000000
Relative Permittivity (real part)	38.684266
Conductivity (S/m)	1.633182
Power Variation (%)	0.861700
Ambient Temperature	22.3
Liquid Temperature	22.3

C. SAR Surface and Volume

SURFACE SAR	VOLUME SAR
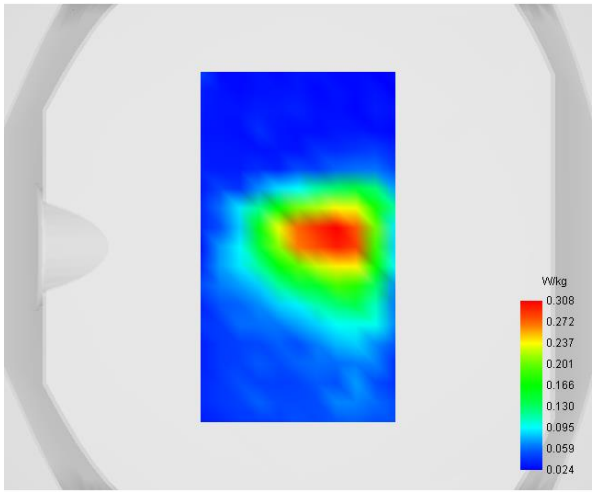	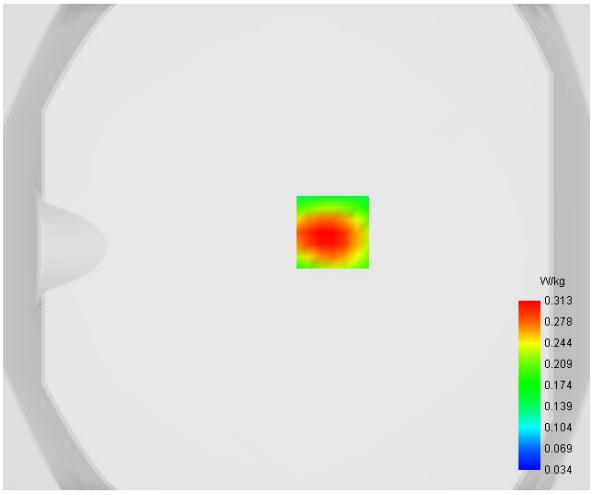

Maximum location: X=15.00, Y=6.00

D. SAR 1g & 10g

SAR 10g (W/Kg)	**0.173492**
SAR 1g (W/Kg)	**0.297910**

E. Z Axis Scan

Z (mm)	**0.00**	**4.00**	**8.00**	**12.00**	**16.00**
SAR (W/Kg)	**0.6409**	**0.3134**	**0.1862**	**0.1306**	**0.0877**

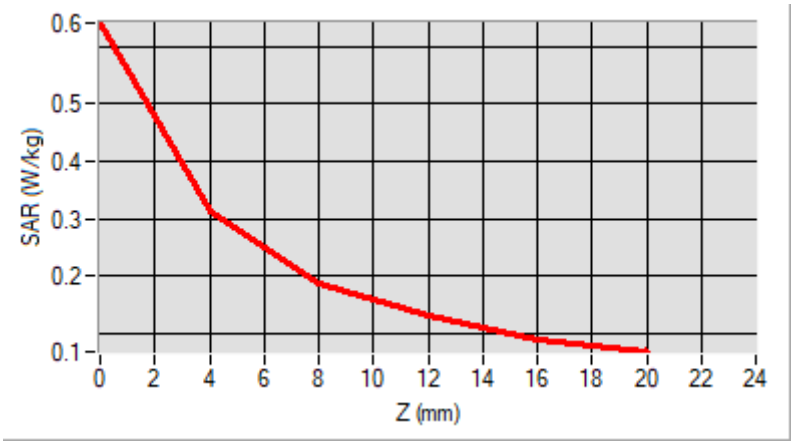

F. 3D Image

3D screen shot	**Hot spot position**
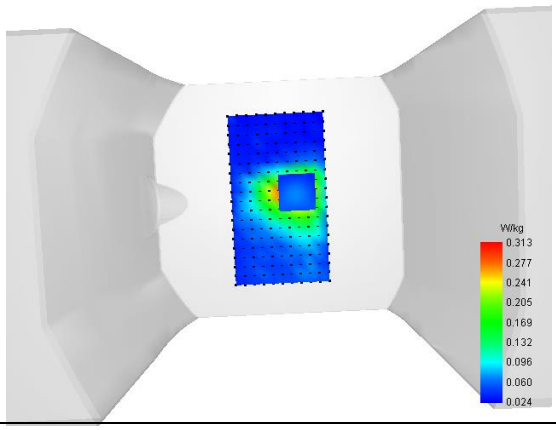	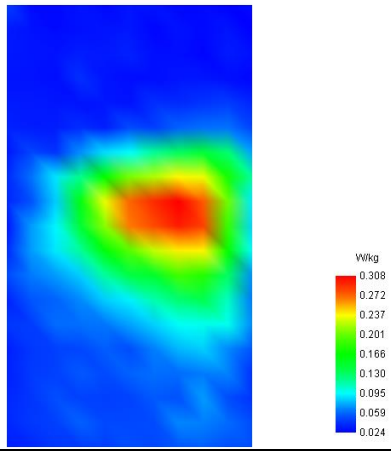

MEASUREMENT 31/48

Type: Measurement (Complete)
Date of measurement: 2025-05-07
Measurement duration: 12 minutes 3 seconds
E-field Probe: SSE2 - 0725-EPGO-446; ConvF: 1.44; Calibrated: 2025-02-12

A. Experimental conditions

Area Scan	dx=8mm dy=8mm
Zoom Scan	dx=5mm dy=5mm dz=4mm
Phantom	Flat Plane
Device Position	Back
Band	LTE Band 40(2350-2360MHz)
Channels	QPSK, 10MHz, 1RB, Middle
Signal	Duty Cycle 1:1

B. SAR Measurement Results

Frequency (MHz)	2355.000000
Relative Permittivity (real part)	41.143668
Conductivity (S/m)	0.872696
Power Variation (%)	0.861700
Ambient Temperature	22.2
Liquid Temperature	22.2

C. SAR Surface and Volume

SURFACE SAR	VOLUME SAR
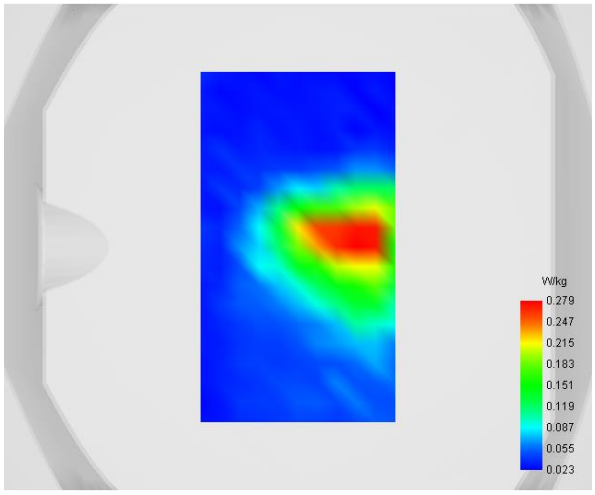	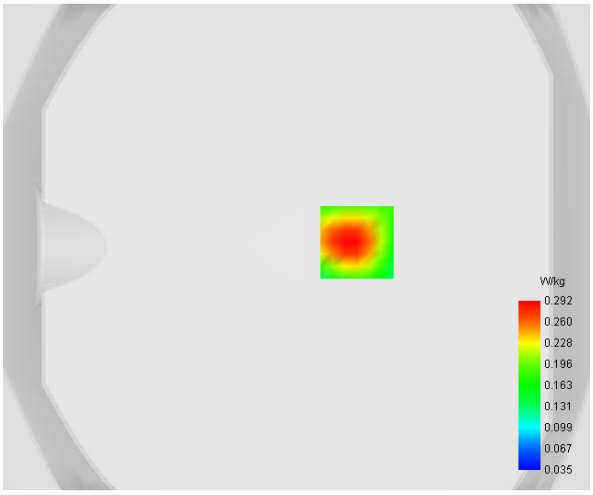

Maximum location: X=25.00, Y=2.00

D. SAR 1g & 10g

SAR 10g (W/Kg)	**0.160422**
SAR 1g (W/Kg)	**0.276121**

E. Z Axis Scan

Z (mm)	**0.00**	**4.00**	**8.00**	**12.00**	**16.00**
SAR (W/Kg)	**0.5597**	**0.2923**	**0.1777**	**0.1239**	**0.0853**

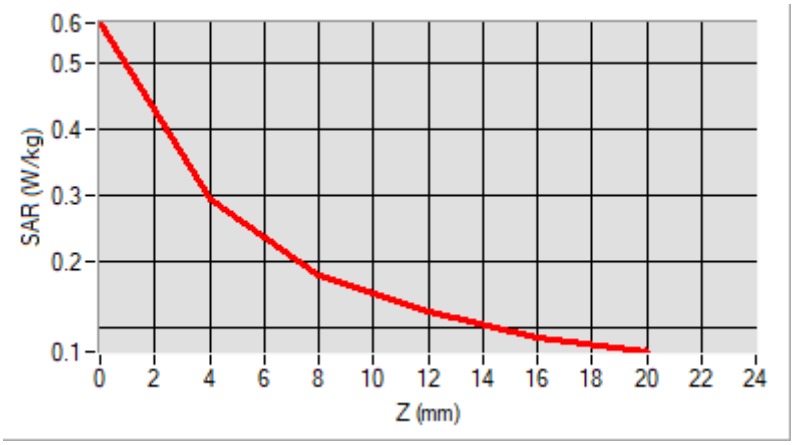

F. 3D Image

3D screen shot	**Hot spot position**
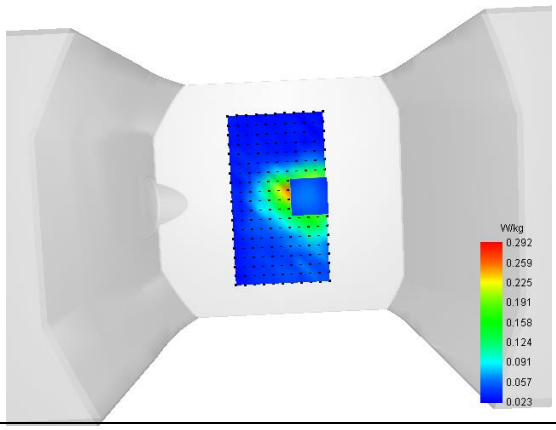	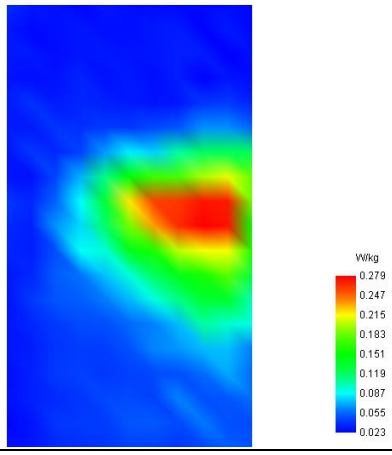

MEASUREMENT 32/49

Type: Measurement (Complete)
Date of measurement: 2025-05-08
Measurement duration: 12 minutes 3 seconds
E-field Probe: SSE2 - 0725-EPGO-446; ConvF: 1.36; Calibrated: 2025-02-12

A. Experimental conditions

Area Scan	dx=8mm dy=8mm
Zoom Scan	dx=5mm dy=5mm dz=4mm
Phantom	Flat Plane
Device Position	Back
Band	LTE Band 41
Channels	QPSK, 20MHz, 1RB, Low
Signal	Duty Cycle 1:1

B. SAR Measurement Results

Frequency (MHz)	2506.000000
Relative Permittivity (real part)	38.644266
Conductivity (S/m)	1.933188
Power Variation (%)	2.358300
Ambient Temperature	22.3
Liquid Temperature	22.3

C. SAR Surface and Volume

SURFACE SAR	VOLUME SAR
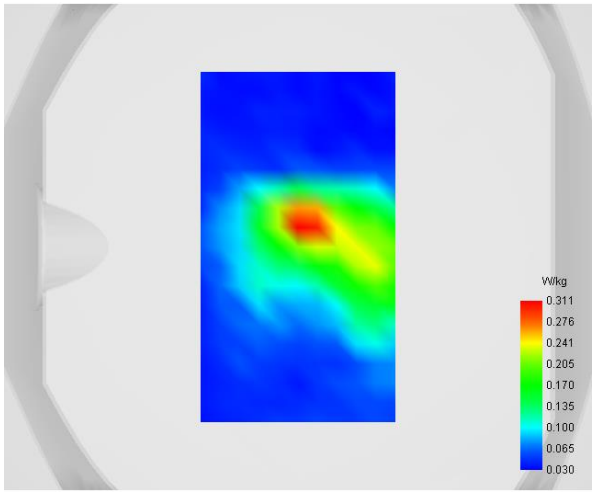	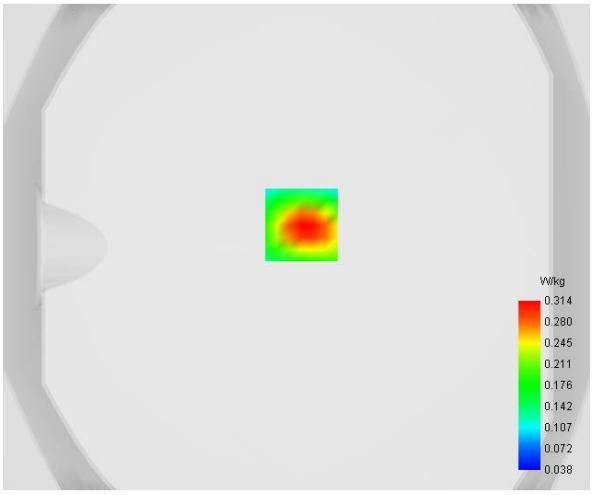

Maximum location: X=2.00, Y=9.00

D. SAR 1g & 10g

SAR 10g (W/Kg)	**0.157430**
SAR 1g (W/Kg)	**0.295841**

E. Z Axis Scan

Z (mm)	**0.00**	**4.00**	**8.00**	**12.00**	**16.00**
SAR (W/Kg)	**0.5666**	**0.3144**	**0.1723**	**0.1006**	**0.0678**

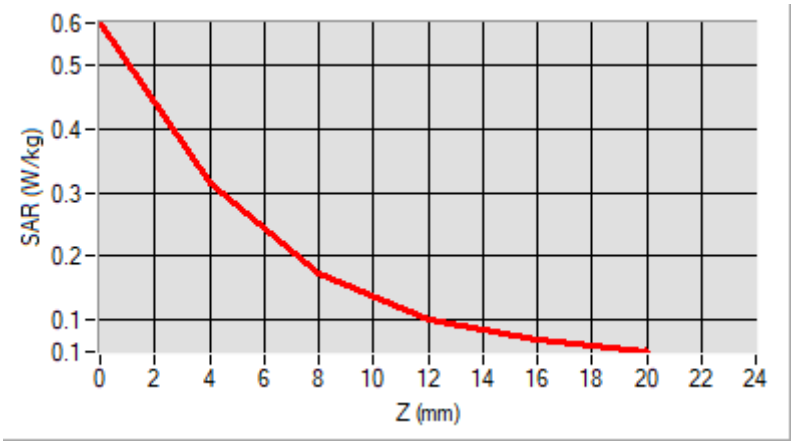

F. 3D Image

3D screen shot	**Hot spot position**
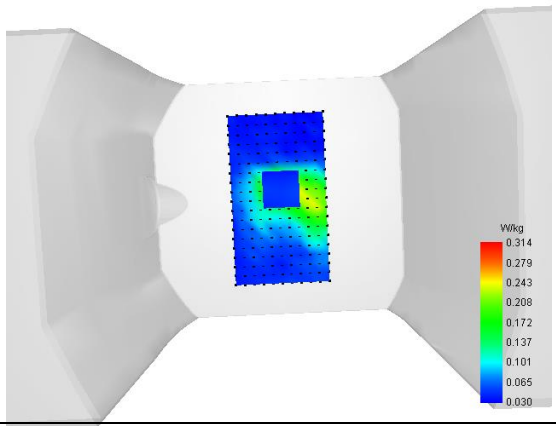	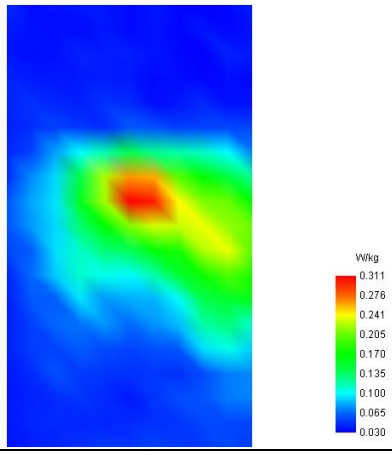

MEASUREMENT 33

Type: Measurement (Complete)
Date of measurement: 2025-05-13
Measurement duration: 12 minutes 3 seconds
E-field Probe: SSE2 - 0725-EPGO-446; ConvF: 1.23; Calibrated: 2025-02-12

A. Experimental conditions

Area Scan	dx=8mm dy=8mm
Zoom Scan	dx=5mm dy=5mm dz=4mm
Phantom	Flat Plane
Device Position	Back
Band	LTE Band 66
Channels	QPSK, 20MHz, 1RB, Low
Signal	Duty Cycle 1:1

B. SAR Measurement Results

Frequency (MHz)	1720.000000
Relative Permittivity (real part)	39.151327
Conductivity (S/m)	1.379298
Power Variation (%)	-1.378500
Ambient Temperature	22.4
Liquid Temperature	22.4

C. SAR Surface and Volume

SURFACE SAR	VOLUME SAR
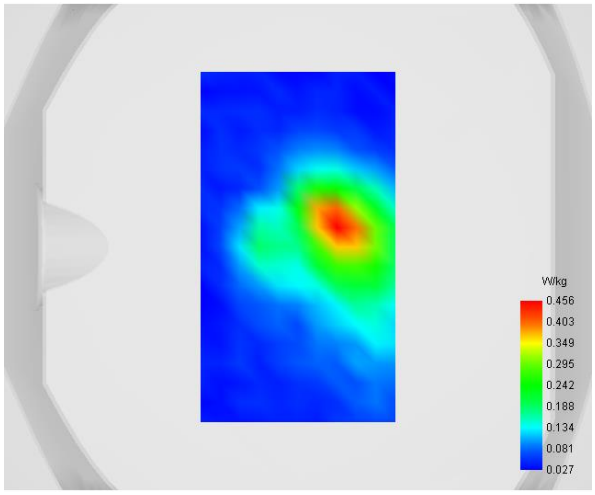	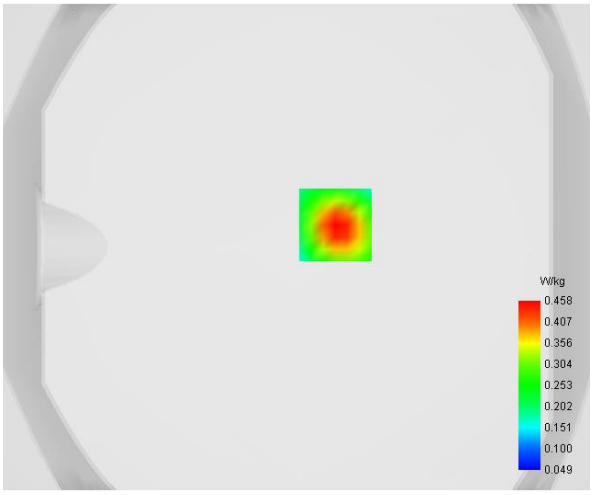

Maximum location: X=16.00, Y=9.00

D. SAR 1g & 10g

SAR 10g (W/Kg)	**0.254843**
SAR 1g (W/Kg)	**0.423790**

E. Z Axis Scan

Z (mm)	**0.00**	**4.00**	**8.00**	**12.00**	**16.00**
SAR (W/Kg)	**0.6404**	**0.4579**	**0.3265**	**0.2350**	**0.1714**

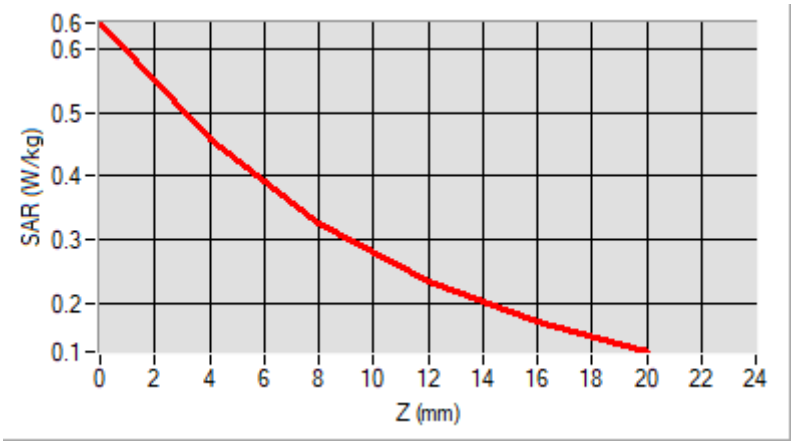

F. 3D Image

3D screen shot	**Hot spot position**
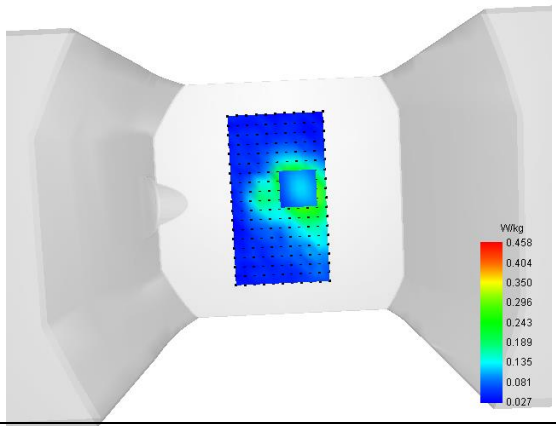	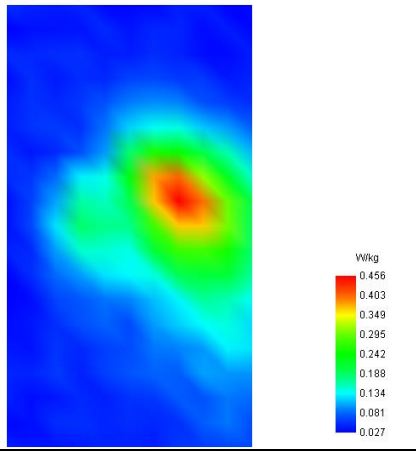

MEASUREMENT 34

Type: Measurement (Complete)
Date of measurement: 2025-04-30
Measurement duration: 12 minutes 3 seconds
E-field Probe: SSE2 - 0725-EPGO-446; ConvF: 1.45; Calibrated: 2025-02-12

A. Experimental conditions

Area Scan	dx=8mm dy=8mm
Zoom Scan	dx=5mm dy=5mm dz=4mm
Phantom	Flat Plane
Device Position	Back
Band	WiFi_802.11b
Channels	Middle
Signal	Duty Cycle 1:1

B. SAR Measurement Results

Frequency (MHz)	2437.000000
Relative Permittivity (real part)	39.024231
Conductivity (S/m)	1.773168
Power Variation (%)	0.368900
Ambient Temperature	22.3
Liquid Temperature	22.3

C. SAR Surface and Volume

SURFACE SAR	VOLUME SAR
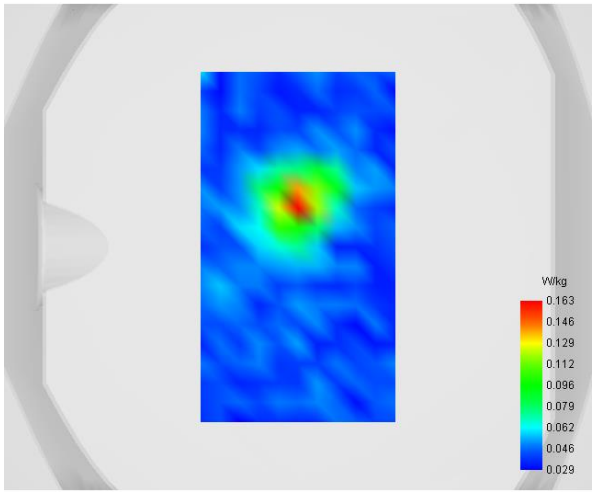	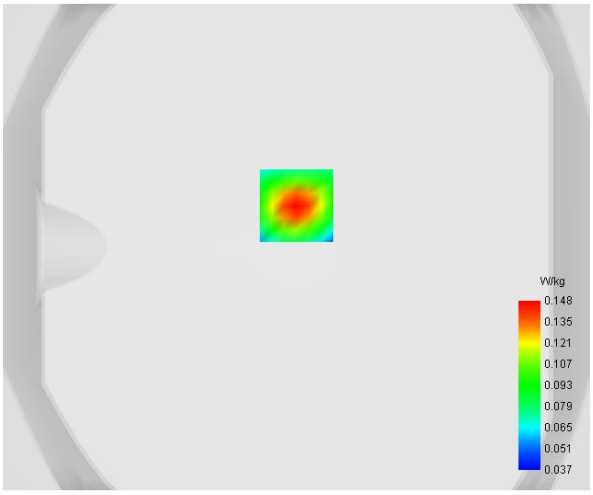

Maximum location: X=0.00, Y=17.00

D. SAR 1g & 10g

SAR 10g (W/Kg)	**0.086183**
SAR 1g (W/Kg)	**0.138281**

E. Z Axis Scan

Z (mm)	**0.00**	**4.00**	**8.00**	**12.00**	**16.00**
SAR (W/Kg)	**0.2360**	**0.1485**	**0.0957**	**0.0673**	**0.0537**

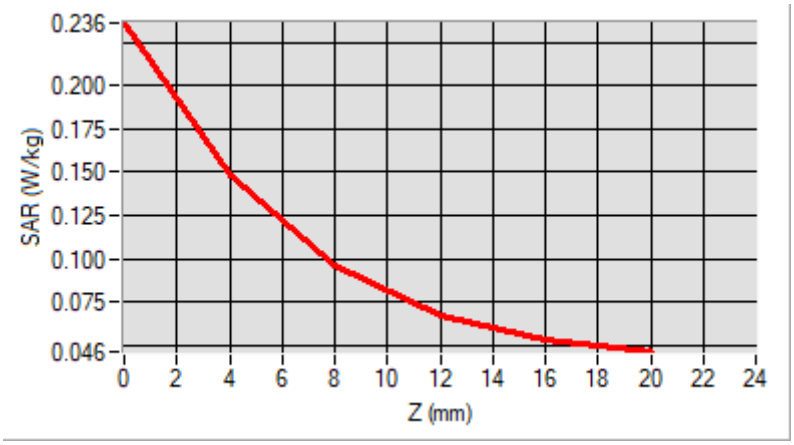

F. 3D Image
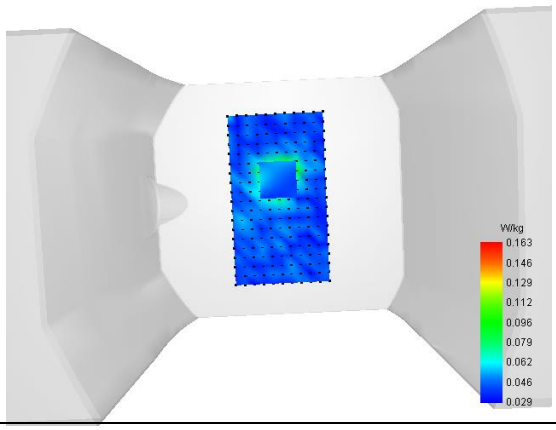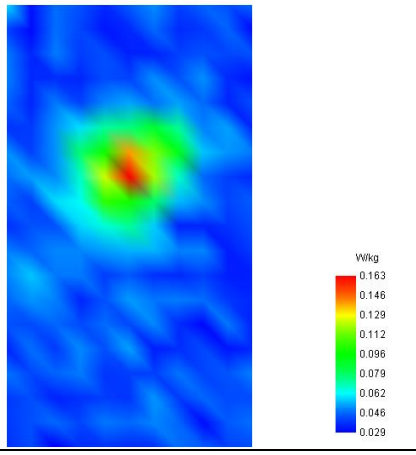
3D screen shot	**Hot spot position**