FCC Appendix RF Test Data

FCC ID	**:**	**2BPR4-61010W**
Company:	**:**	**Zhongshan Anjielo Smart Technology Co., Ltd**
EUT	**:**	**Video intercom**
Model Number	**:**	**61010W**
Report No.	**:**	**CTA25042904501**
Reviewed By	**:**	**Eric Wang**

Appendix A: DTS Bandwidth

Test Result

TestMode	Antenna	Frequency[MHz]	DTS BW [MHz]	FL[MHz]	FH[MHz]	Limit[MHz]	Verdict
11B	Ant1	2412	9.560	2406.960	2416.520	0.5	PASS
		2437	9.040	2432.520	2441.560	0.5	PASS
		2462	10.000	2457.000	2467.000	0.5	PASS
11G	Ant1	2412	15.720	2404.440	2420.160	0.5	PASS
		2437	15.720	2429.440	2445.160	0.5	PASS
		2462	15.920	2454.240	2470.160	0.5	PASS
11N20SISO	Ant1	2412	16.320	2404.440	2420.760	0.5	PASS
		2437	15.640	2429.440	2445.080	0.5	PASS
		2462	16.840	2453.920	2470.760	0.5	PASS
11N40SISO	Ant1	2422	35.600	2404.480	2440.080	0.5	PASS
		2437	35.120	2419.480	2454.600	0.5	PASS
		2452	35.120	2434.400	2469.520	0.5	PASS

Test Graphs

11B_Ant1_2412

11B_Ant1_2437

11B_Ant1_2462

11G_Ant1_2412

11G_Ant1_2437

11G_Ant1_2462

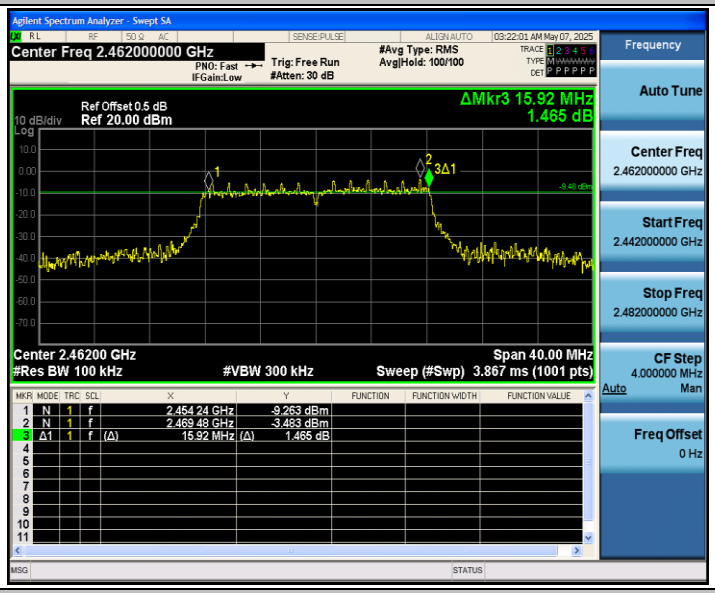

11N20SISO_Ant1_2412

11N20SISO_Ant1_2437

11N20SISO_Ant1_2462

11N40SISO_Ant1_2422

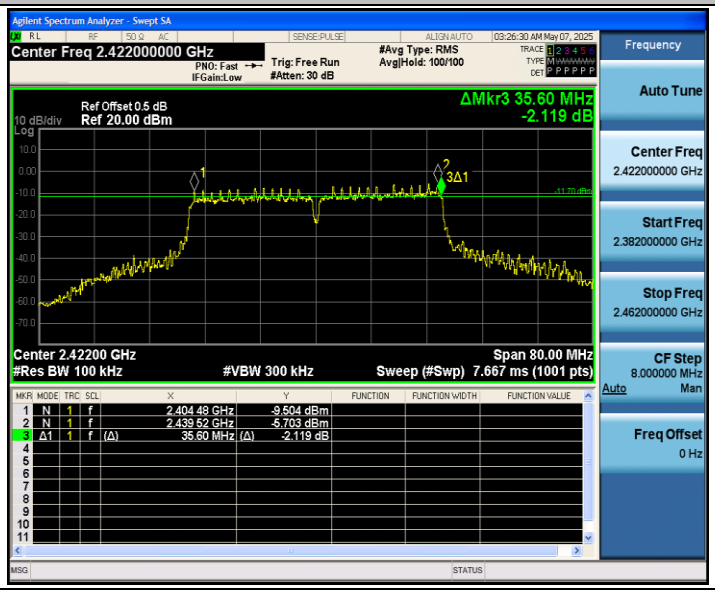

11N40SISO_Ant1_2437

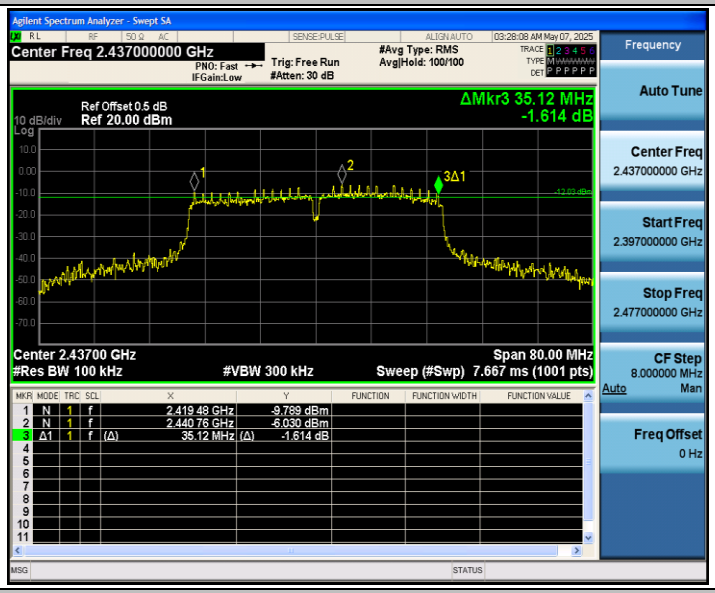

11N40SISO_Ant1_2452

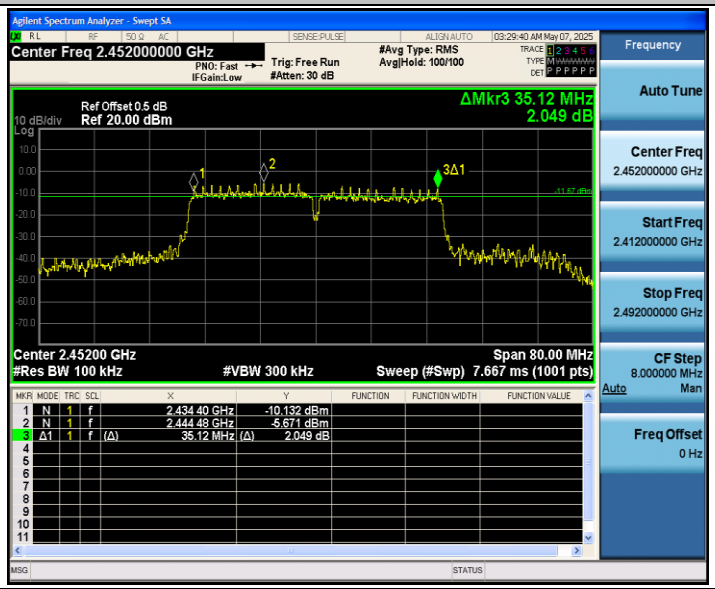

Appendix B: Occupied Channel Bandwidth

Test Result

TestMode	Antenna	Channel Frequency[MHz]	OCB [MHz]	FL[MHz]	FH[MHz]	Limit[MHz]	Verdict
11B	Ant1	2412	12.374	2405.7573	2418.1313	---	---
		2437	12.336	2431.0982	2443.4342	---	---
		2462	12.729	2455.4409	2468.1699	---	---
11G	Ant1	2412	16.842	2403.7455	2420.5875	---	---
		2437	16.636	2428.8429	2445.4789	---	---
		2462	16.878	2453.6790	2470.5570	---	---
11N20SISO	Ant1	2412	17.855	2403.2439	2421.0989	---	---
		2437	17.612	2428.3248	2445.9368	---	---
		2462	18.054	2453.1062	2471.1602	---	---
11N40SISO	Ant1	2422	36.338	2404.0938	2440.4318	---	---
		2437	36.033	2419.0919	2455.1249	---	---
		2452	36.344	2433.8807	2470.2247	---	---

Test Graphs

11B_Ant1_2412

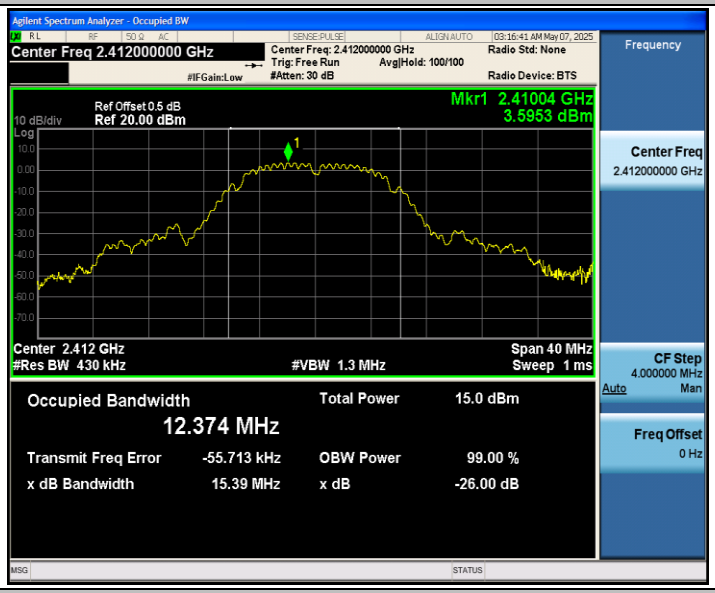

11B_Ant1_2437

11B_Ant1_2462

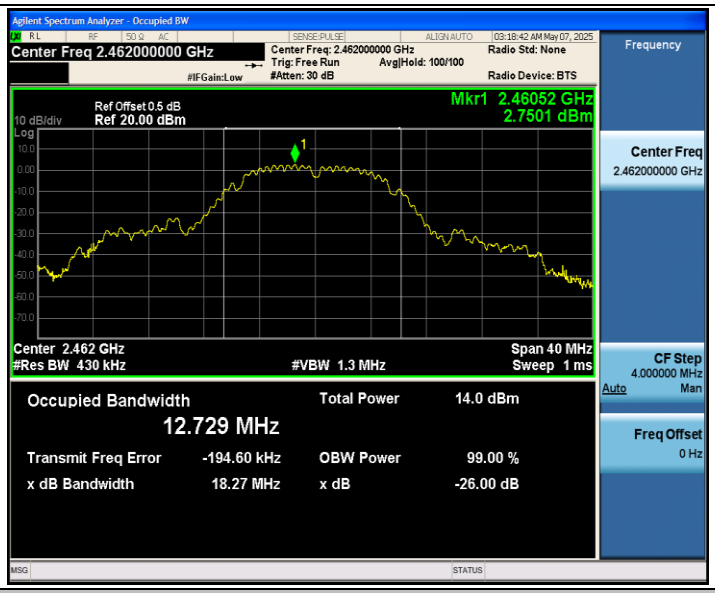

11G_Ant1_2412

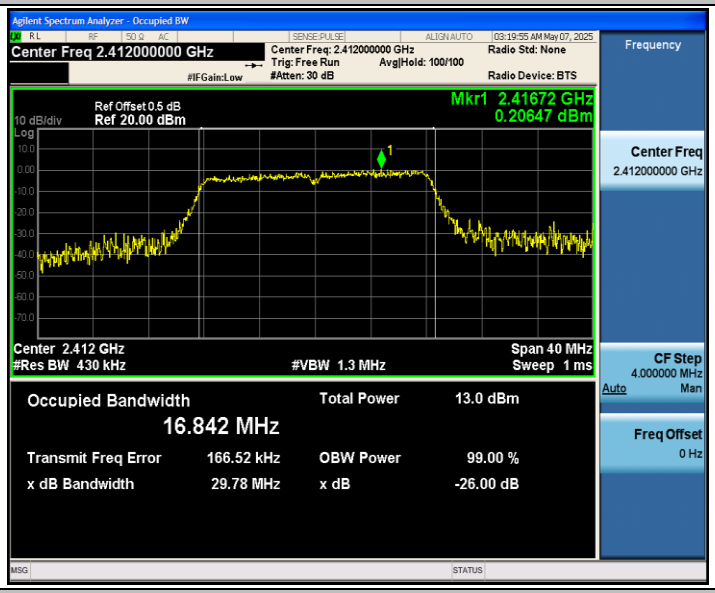

11G_Ant1_2437

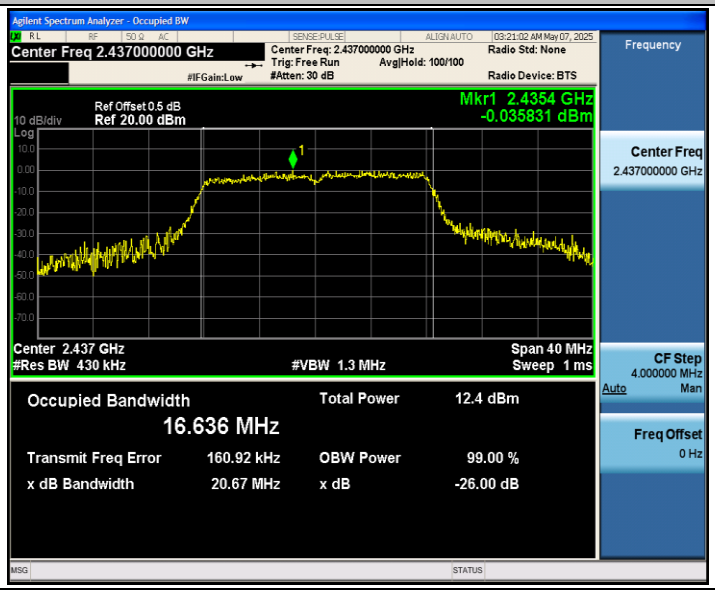

11G_Ant1_2462

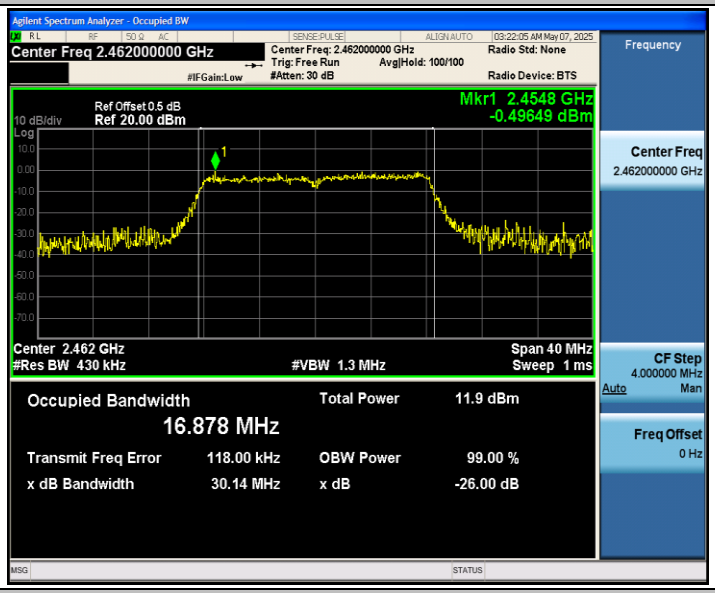

11N20SISO_Ant1_2412

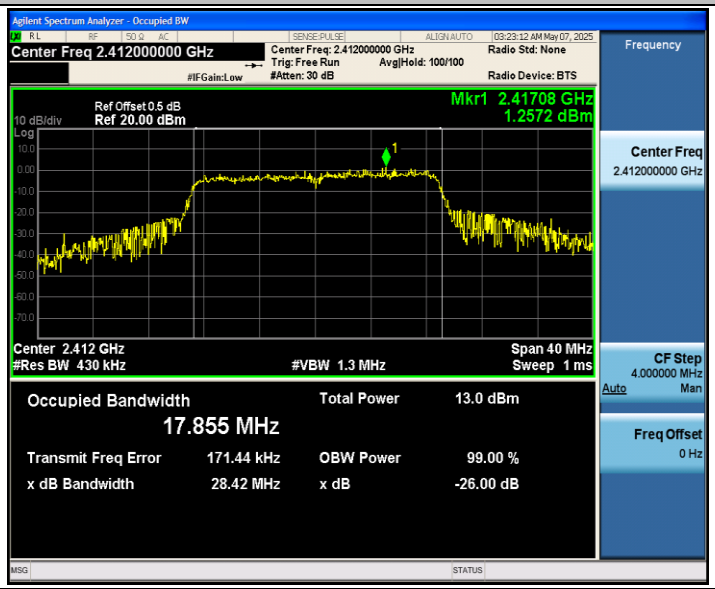

11N20SISO_Ant1_2437

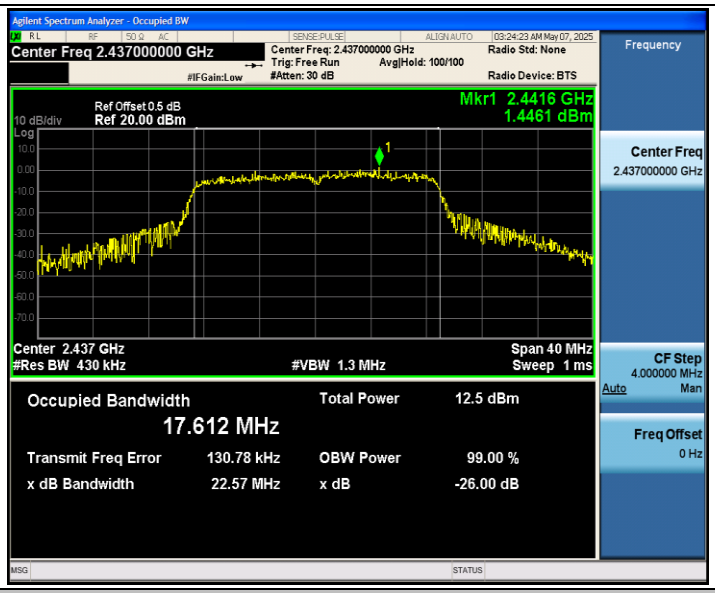

11N20SISO_Ant1_2462

11N40SISO_Ant1_2422

11N40SISO_Ant1_2437
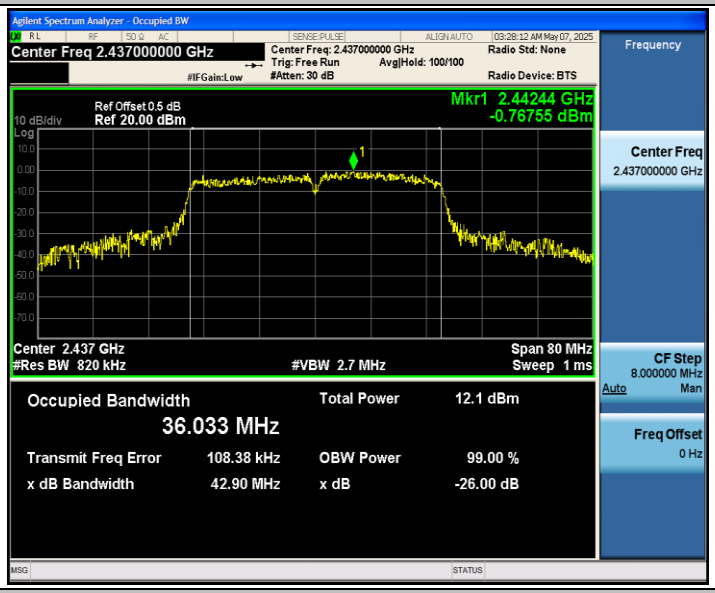

11N40SISO_Ant1_2452
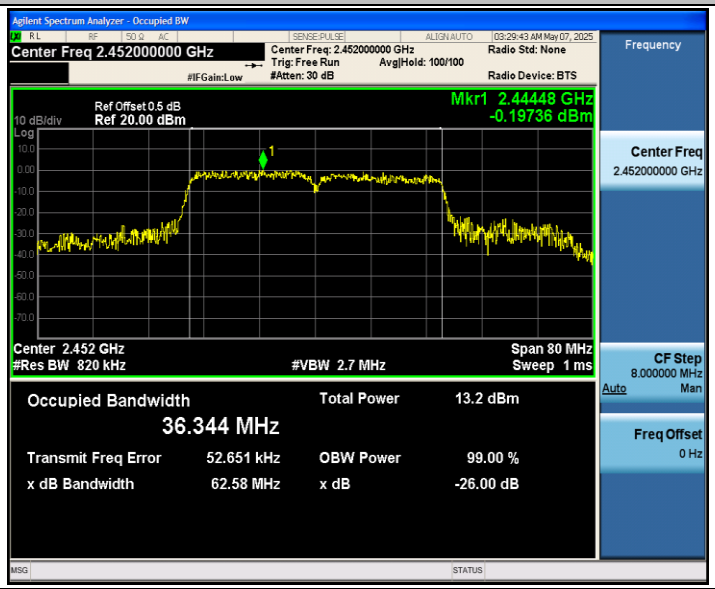

Appendix C: Maximum conducted output power

Test Result Peak

Test Mode	Antenna	Frequency[MHz]	Peak power [dBm]	Limit [dBm]	Verdict
11B	Ant1	2412	14.85	≤30.00	PASS
		2437	14.89	≤30.00	PASS
		2462	13.94	≤30.00	PASS
11G	Ant1	2412	13.59	≤30.00	PASS
		2437	13.12	≤30.00	PASS
		2462	12.68	≤30.00	PASS
11N20SISO	Ant1	2412	13.49	≤30.00	PASS
		2437	12.96	≤30.00	PASS
		2462	12.45	≤30.00	PASS
11N40SISO	Ant1	2422	12.74	≤30.00	PASS
		2437	12.31	≤30.00	PASS
		2452	13.15	≤30.00	PASS

Appendix D: Maximum power spectral density

Test Result

TestMode	Antenna	Frequency[MHz]	Result[dBm/3-100kHz]	Limit[dBm/3kHz]	Verdict
11B	Ant1	2412	-11.66	≤8.00	PASS
		2437	-10.90	≤8.00	PASS
		2462	-11.31	≤8.00	PASS
11G	Ant1	2412	-18.52	≤8.00	PASS
		2437	-19.54	≤8.00	PASS
		2462	-20.03	≤8.00	PASS
11N20SISO	Ant1	2412	-18.41	≤8.00	PASS
		2437	-18.24	≤8.00	PASS
		2462	-19.34	≤8.00	PASS
11N40SISO	Ant1	2422	-21.62	≤8.00	PASS
		2437	-22.67	≤8.00	PASS
		2452	-21.07	≤8.00	PASS

Test Graphs

11B_Ant1_2412
11B_Ant1_2437
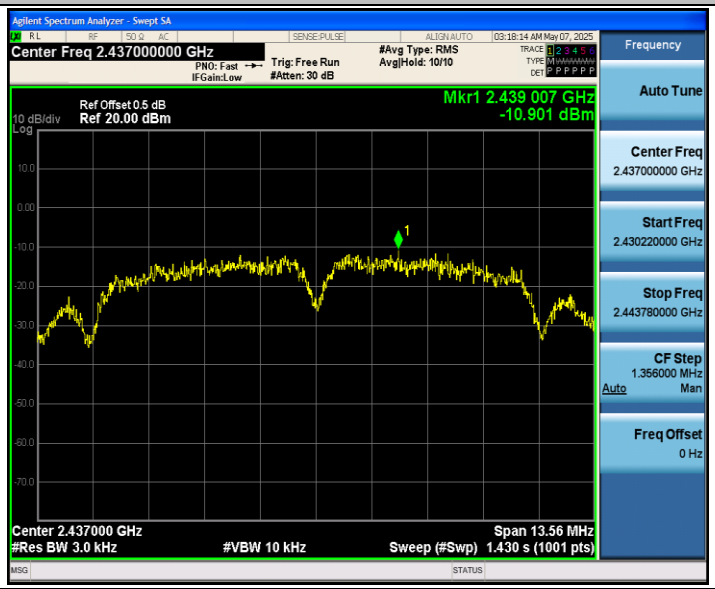
11B_Ant1_2462

11G_Ant1_2412

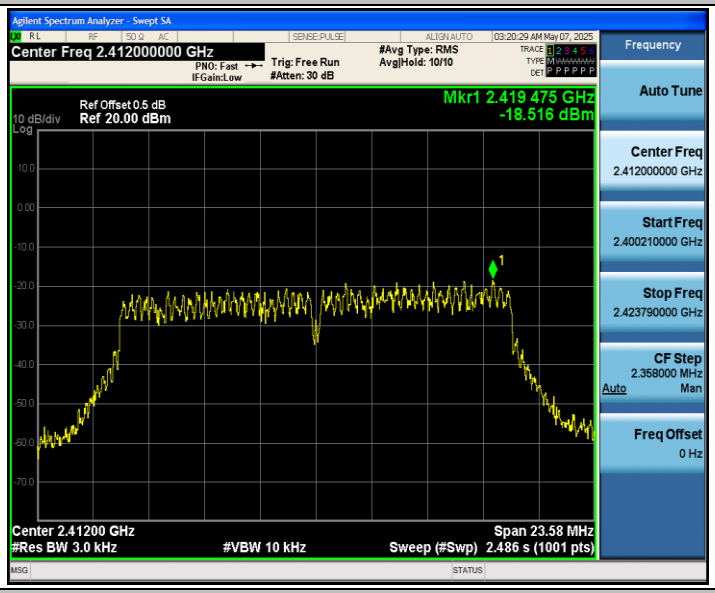

11G_Ant1_2437

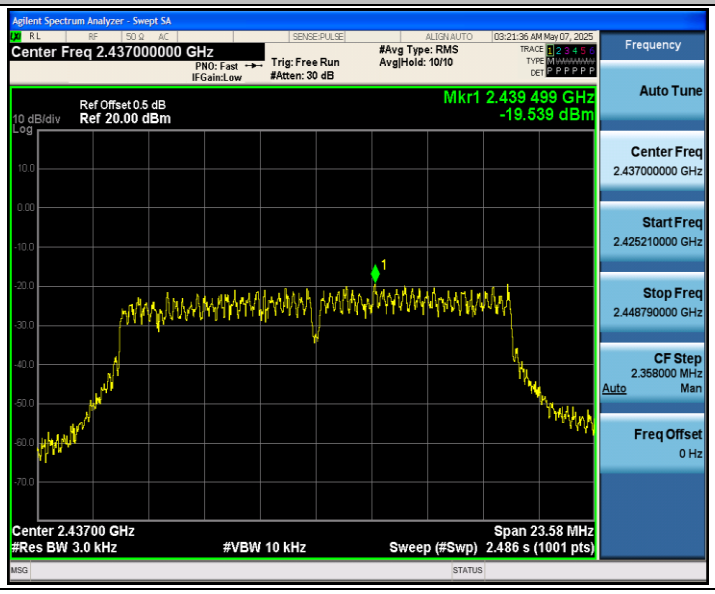

11G_Ant1_2462

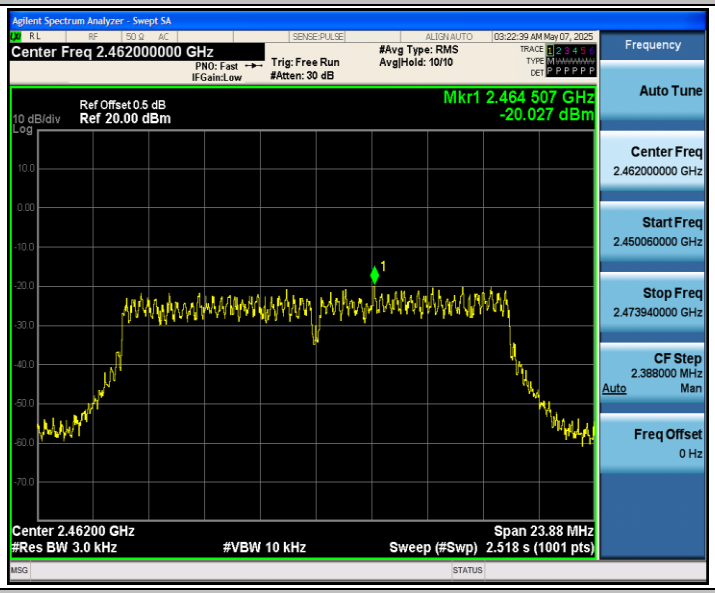

11N20SISO_Ant1_2412

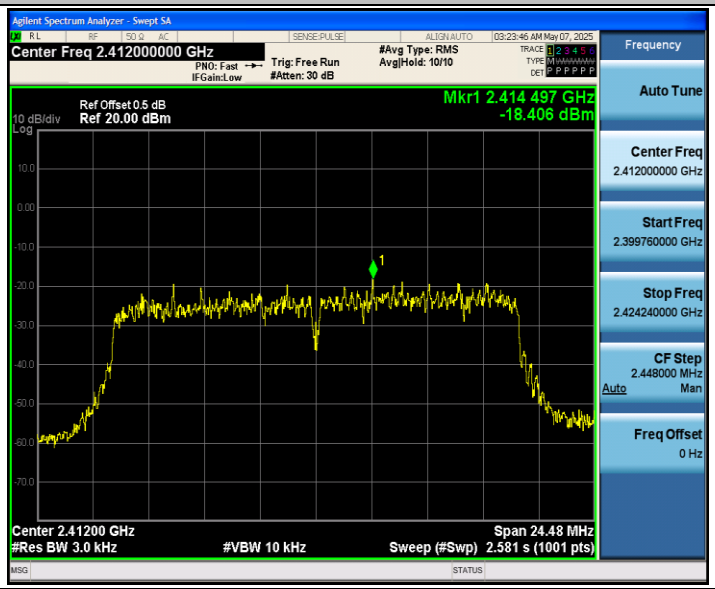

11N20SISO_Ant1_2437

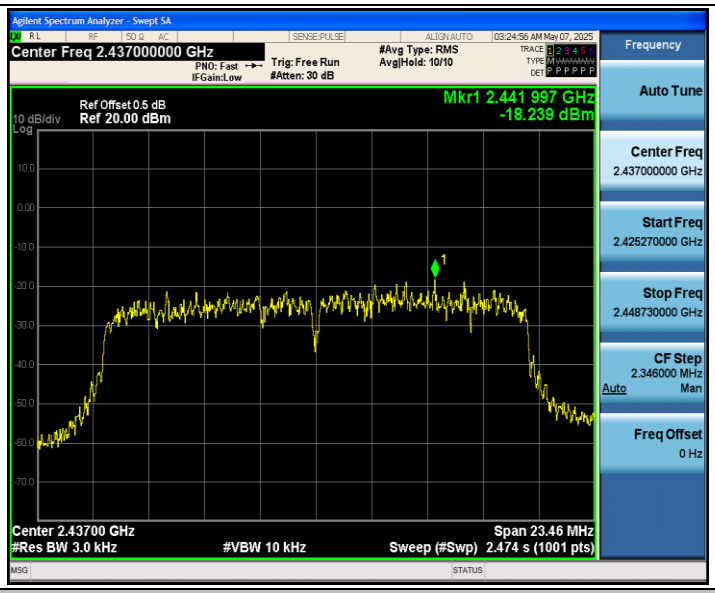

11N20SISO_Ant1_2462

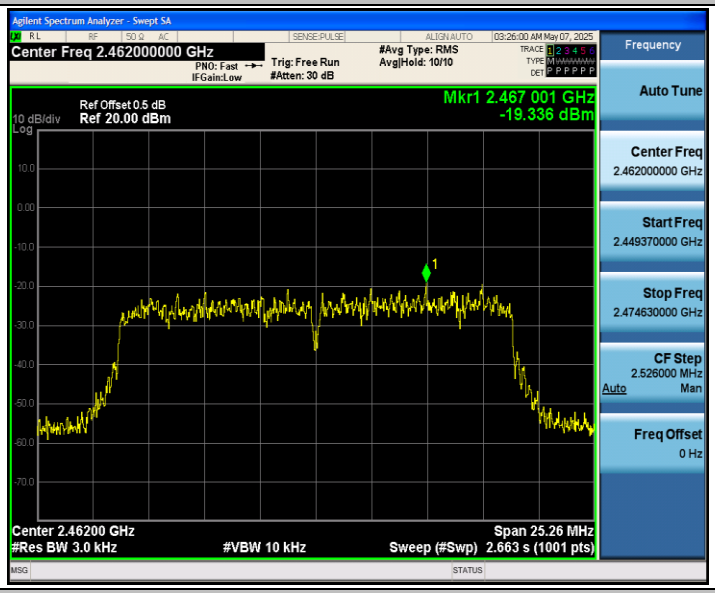

11N40SISO_Ant1_2422

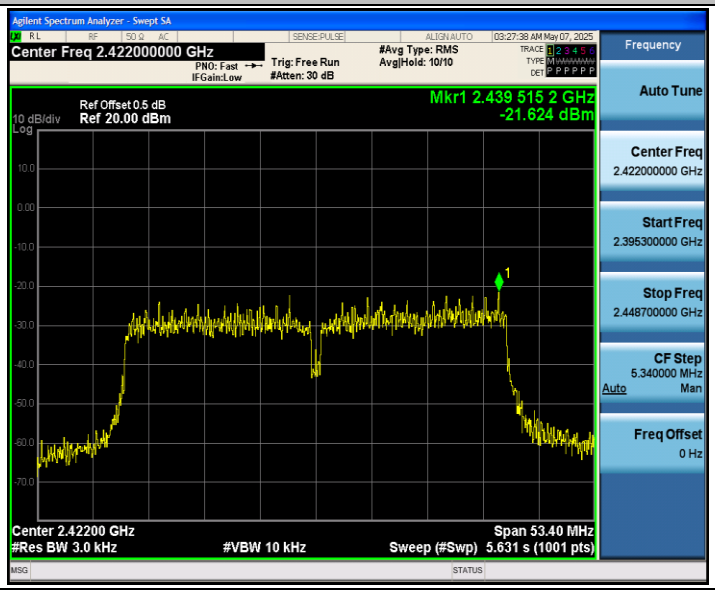

11N40SISO_Ant1_2437
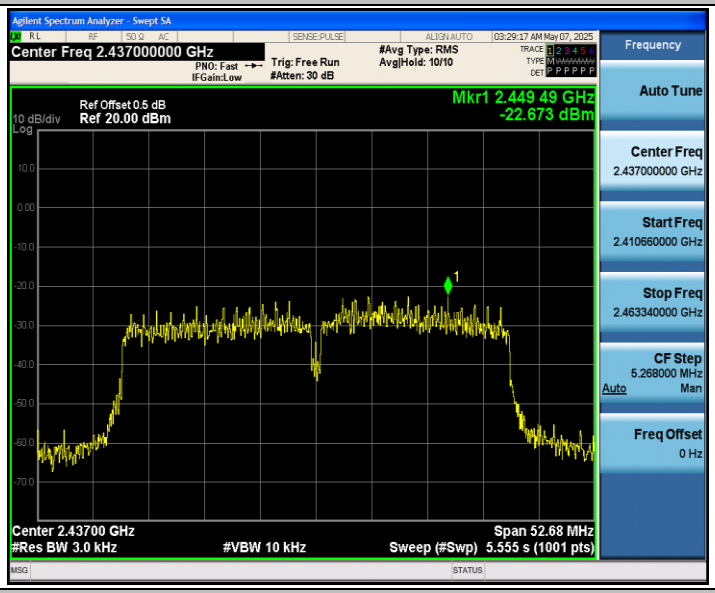

11N40SISO_Ant1_2452
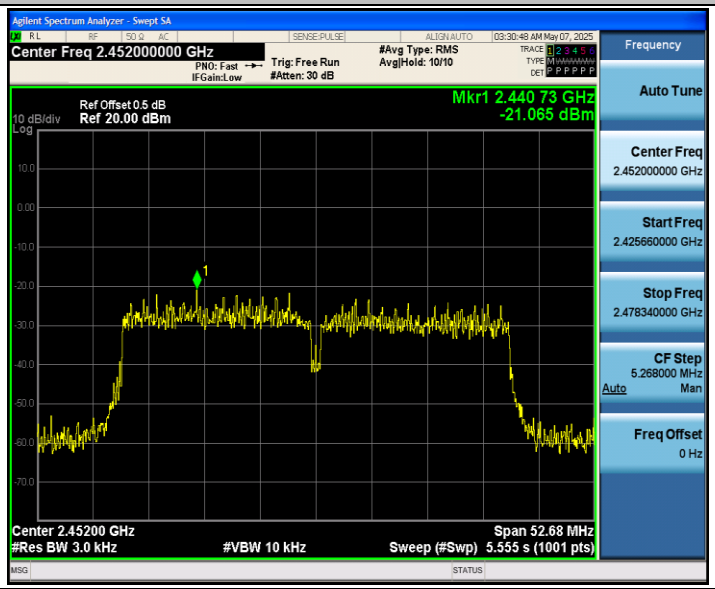

Appendix E: Band edge measurements

Test Result

TestMode	Antenna	ChName	Frequency[MHz]	RefLevel[dBm]	Result[dBm]	Limit[dBm]	Verdict
11B	Ant1	Low	2412	2.93	-36.13	≤-17.07	PASS
		High	2462	1.20	-50.54	≤-18.8	PASS
11G	Ant1	Low	2412	-1.91	-36.87	≤-21.91	PASS
		High	2462	-3.44	-37.81	≤-23.44	PASS
11N20SISO	Ant1	Low	2412	-2.05	-34.22	≤-22.05	PASS
		High	2462	-3.58	-39.46	≤-23.58	PASS
11N40SISO	Ant1	Low	2422	-5.82	-38.61	≤-25.82	PASS
		High	2452	-5.48	-35.61	≤-25.48	PASS

Test Graphs

11B_Ant1_Low_2412

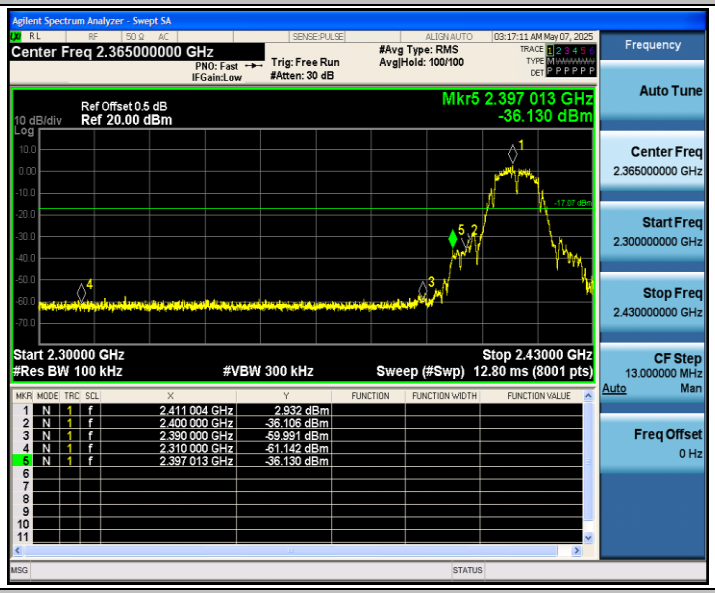

11B_Ant1_High_2462

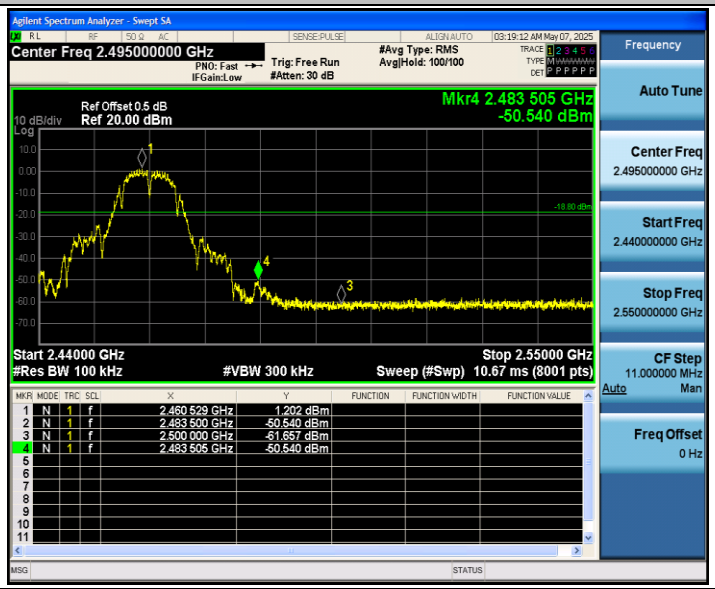

11G_Ant1_Low_2412

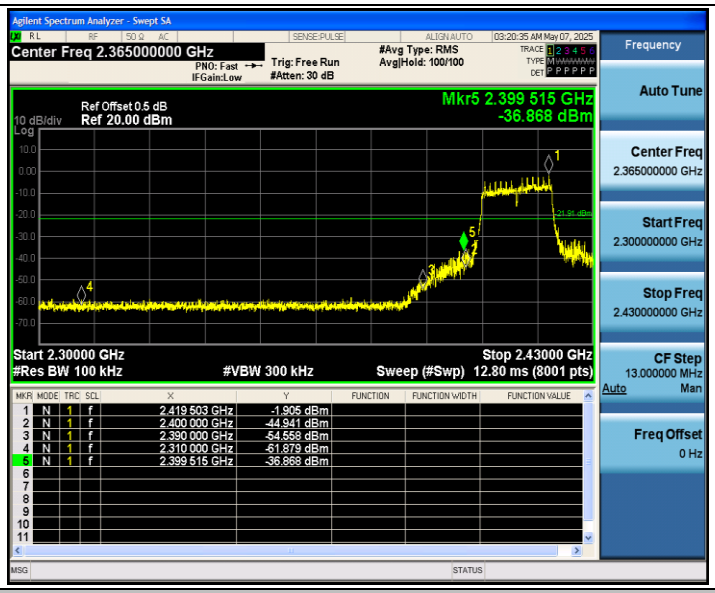

11G_Ant1_High_2462

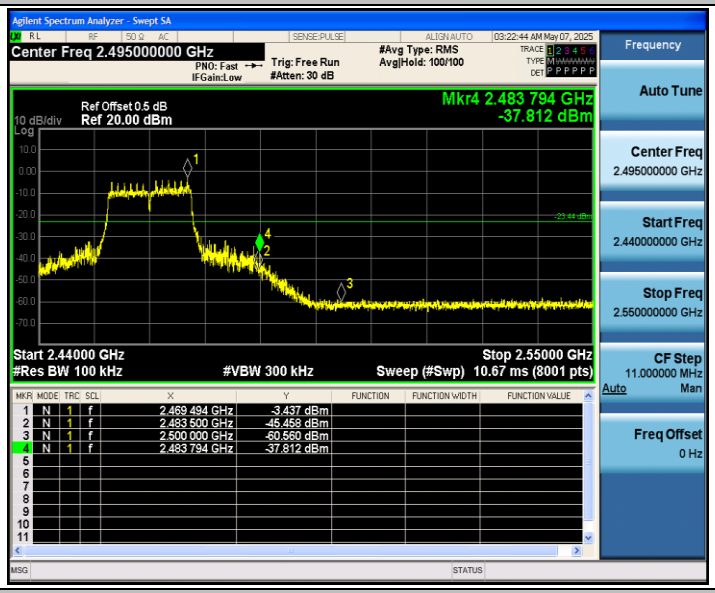

11N20SISO_Ant1_Low_2412

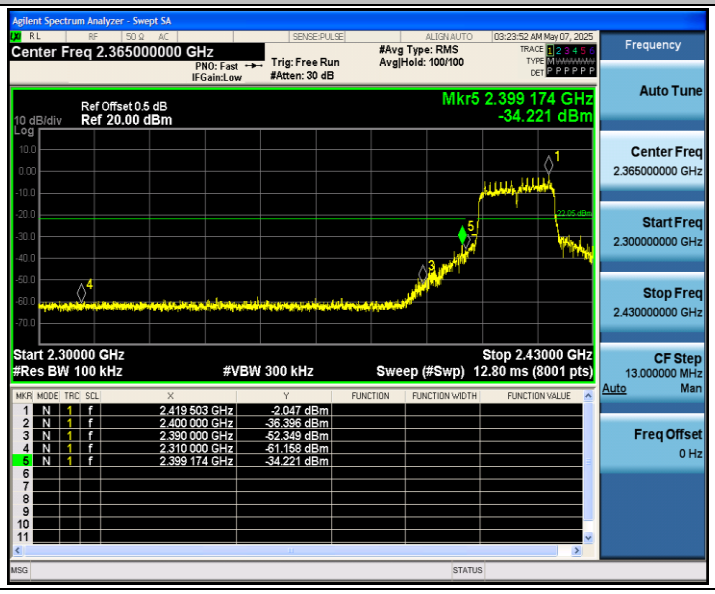

11N20SISO_Ant1_High_2462

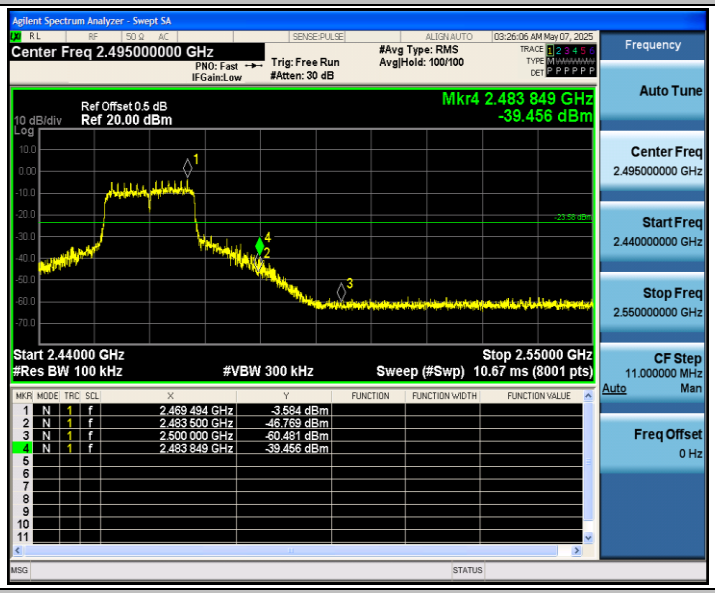

11N40SISO_Ant1_Low_2422

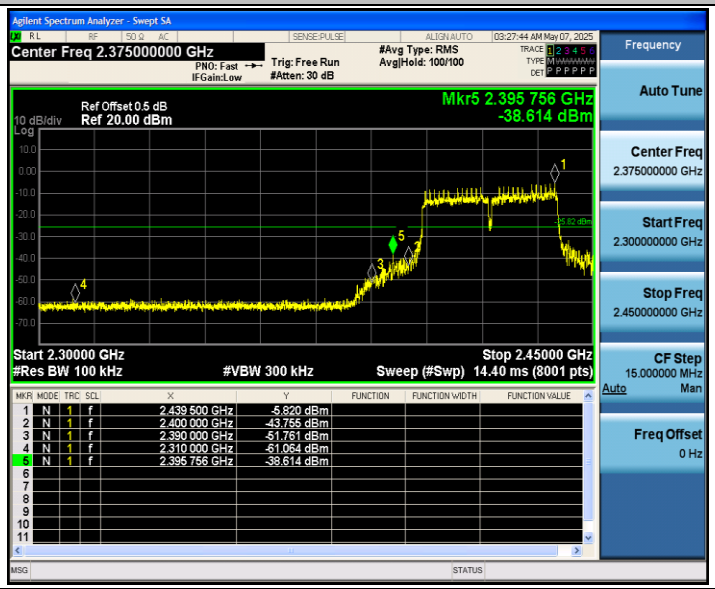

11N40SISO_Ant1_High_2452

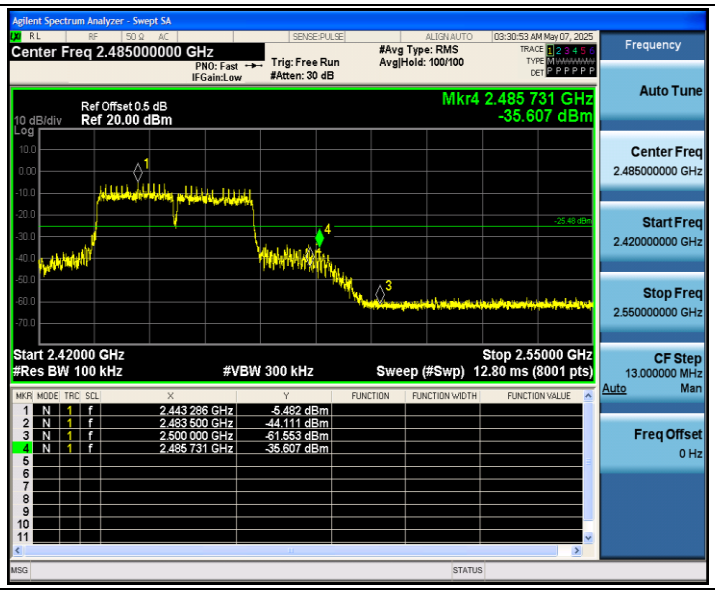
Agilent Spectrum Analyzer - Swept SA
Center Freq 2.485000000 GHz
PNO: Fast
IFGain:Low
Trig: Free Run
#Atten: 30 dB
#Avg Type: RMS
Avg|Hold: 100/100
03:30:53 AM May 07, 2025
Frequency
Auto Tune
Center Freq
2.485000000 GHz
Start Freq
2.420000000 GHz
Stop Freq
2.550000000 GHz
CF Step
13.000000 MHz
Auto
Man
Freq Offset
0 Hz
Ref Offset 0.5 dB
10 dB/div
Ref 20.00 dBm
Log
Mkr4 2.485 731 GHz
-35.607 dBm
-25.46 dBm
Start 2.42000 GHz
#Res BW 100 kHz
#VBW 300 kHz
Stop 2.55000 GHz
Sweep (#Swp) 12.80 ms (8001 pts)
MKR MODE TRC SCL X Y FUNCTION FUNCTION WIDTH FUNCTION VALUE
1 N 1 f 2.443 286 GHz -5.482 dBm
2 N 1 f 2.483 500 GHz -44.111 dBm
3 N 1 f 2.500 000 GHz -61.553 dBm
4 N 1 f 2.485 731 GHz -35.607 dBm
MSG
STATUS

Appendix F: Conducted Spurious Emission

Test Result

TestMode	Antenna	Frequency[MHz]	FreqRange [Mhz]	RefLevel [dBm]	Result [dBm]	Limit [dBm]	Verdict
11B	Ant1	2412	Reference	2.65	2.65	---	PASS
			30~1000	2.65	-67.37	≤-17.35	PASS
			1000~26500	2.65	-37.93	≤-17.35	PASS
		2437	Reference	2.85	2.85	---	PASS
			30~1000	2.85	-65.19	≤-17.15	PASS
			1000~26500	2.85	-36.69	≤-17.15	PASS
		2462	Reference	2.78	2.78	---	PASS
			30~1000	2.78	-67.1	≤-17.22	PASS
			1000~26500	2.78	-30.52	≤-17.22	PASS
11G	Ant1	2412	Reference	-1.99	-1.99	---	PASS
			30~1000	-1.99	-68.22	≤-21.99	PASS
			1000~26500	-1.99	-45.21	≤-21.99	PASS
		2437	Reference	-1.13	-1.13	---	PASS
			30~1000	-1.13	-67.75	≤-21.13	PASS
			1000~26500	-1.13	-46.55	≤-21.13	PASS
		2462	Reference	-3.36	-3.36	---	PASS
			30~1000	-3.36	-67.17	≤-23.36	PASS
			1000~26500	-3.36	-43.2	≤-23.36	PASS
11N20SISO	Ant1	2412	Reference	-0.93	-0.93	---	PASS
			30~1000	-0.93	-68.27	≤-20.93	PASS
			1000~26500	-0.93	-50.57	≤-20.93	PASS
		2437	Reference	-1.85	-1.85	---	PASS
			30~1000	-1.85	-68.03	≤-21.85	PASS
			1000~26500	-1.85	-46.3	≤-21.85	PASS
		2462	Reference	-2.26	-2.26	---	PASS
			30~1000	-2.26	-67.49	≤-22.26	PASS
			1000~26500	-2.26	-43.7	≤-22.26	PASS
11N40SISO	Ant1	2422	Reference	-5.17	-5.17	---	PASS
			30~1000	-5.17	-67.56	≤-25.17	PASS
			1000~26500	-5.17	-44.89	≤-25.17	PASS
		2437	Reference	-4.08	-4.08	---	PASS
			30~1000	-4.08	-67.98	≤-24.08	PASS
			1000~26500	-4.08	-51.89	≤-24.08	PASS
		2452	Reference	-3.83	-3.83	---	PASS
			30~1000	-3.83	-68.22	≤-23.83	PASS
			1000~26500	-3.83	-46.65	≤-23.83	PASS

Test Graphs

11B_Ant1_2412_0~Reference

11B_Ant1_2412_30~1000

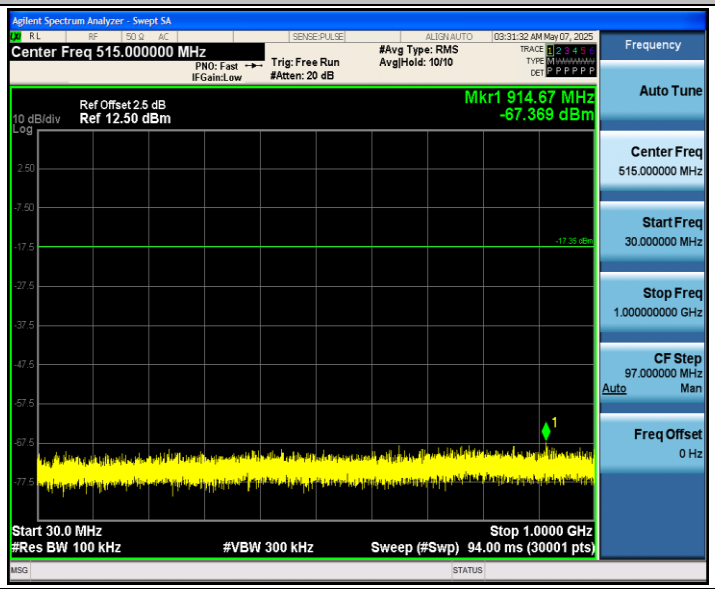

11B_Ant1_2412_1000~26500

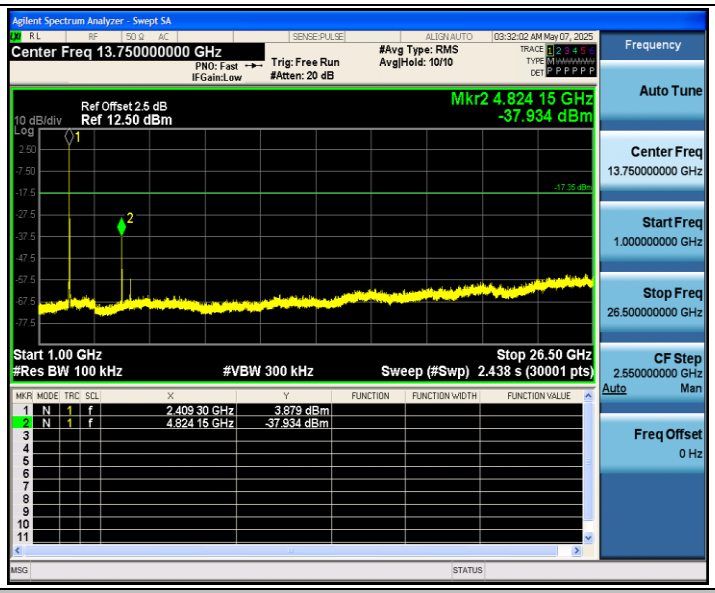

11B_Ant1_2437_0~Reference

11B_Ant1_2437_30~1000

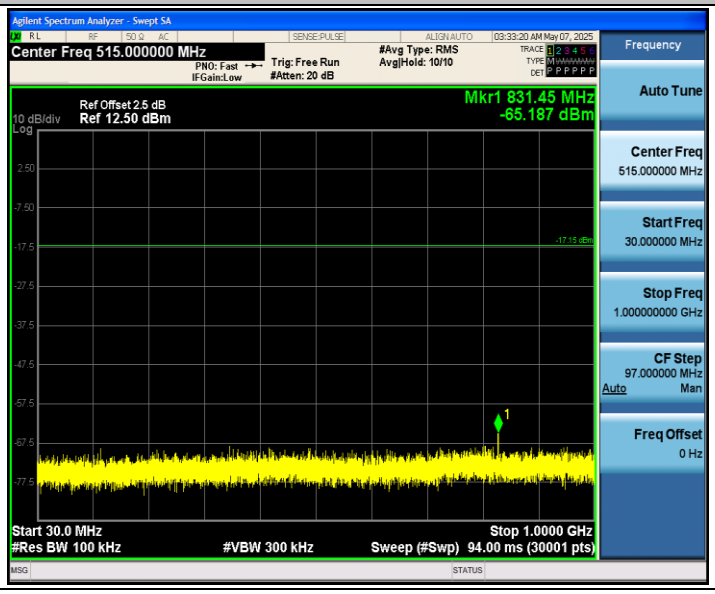

11B_Ant1_2437_1000~26500

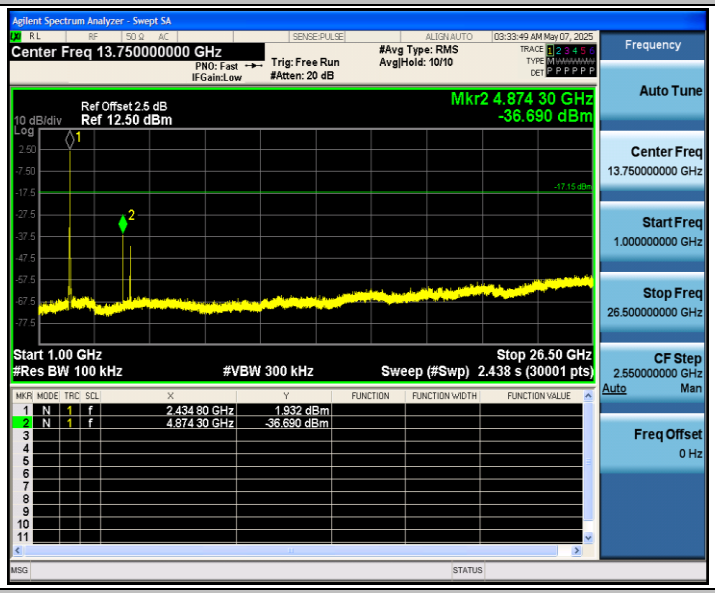

11B_Ant1_2462_0~Reference

11B_Ant1_2462_30~1000

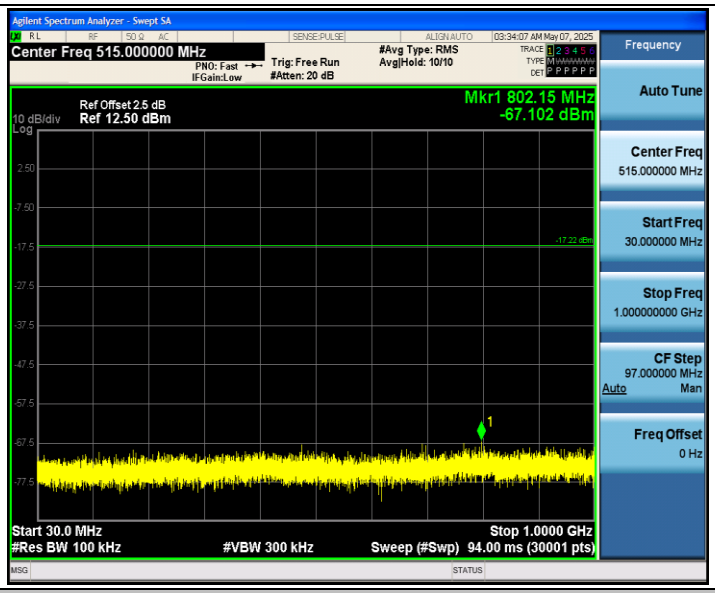

11B_Ant1_2462_1000~26500

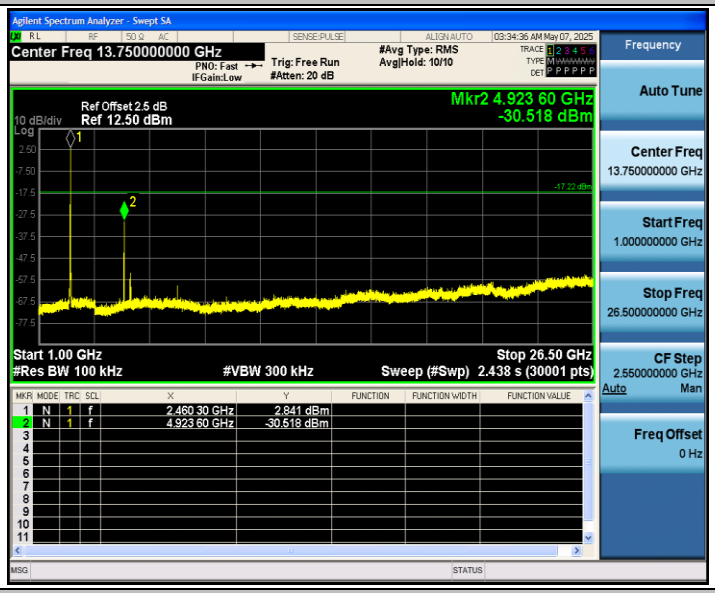

11G_Ant1_2412_0~Reference

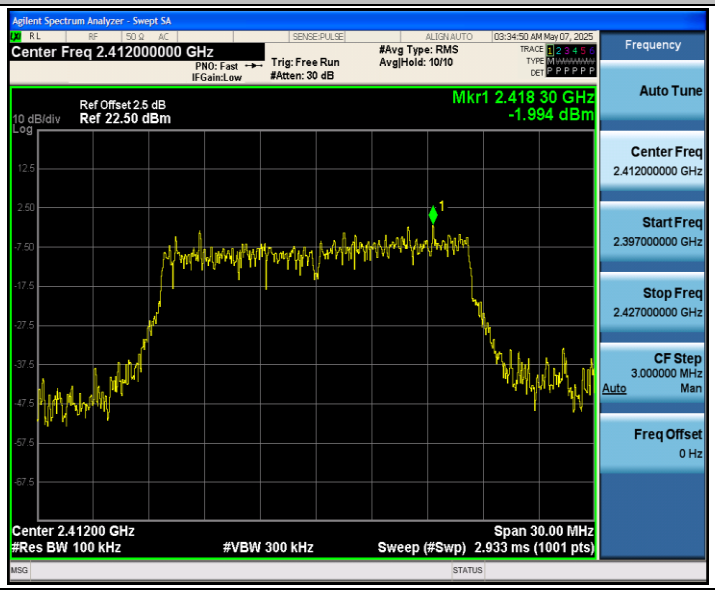

11G_Ant1_2412_30~1000

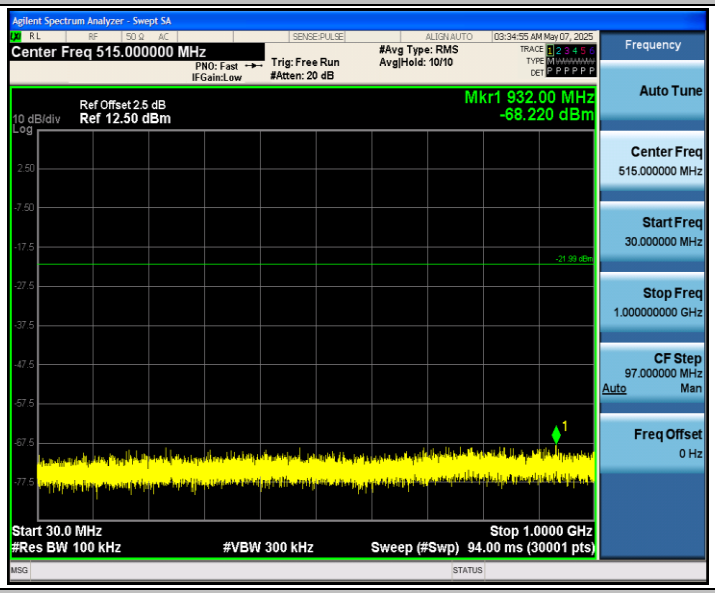

11G_Ant1_2412_1000~26500

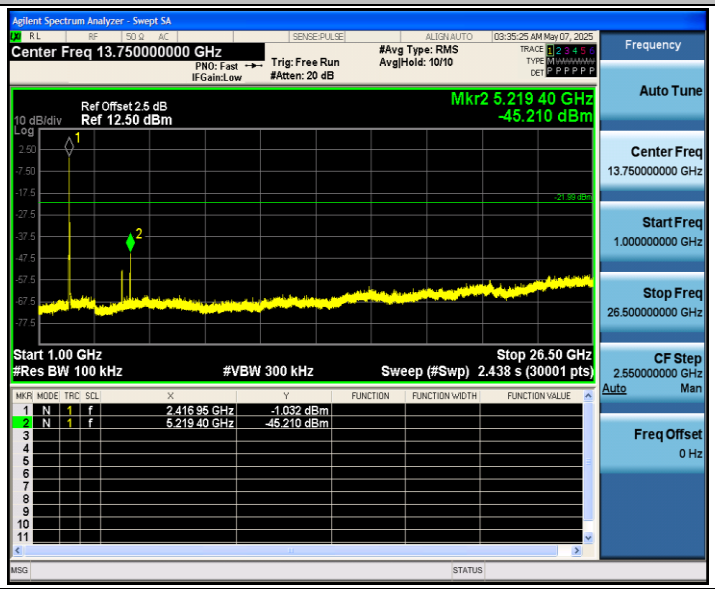

11G_Ant1_2437_0~Reference

11G_Ant1_2437_30~1000

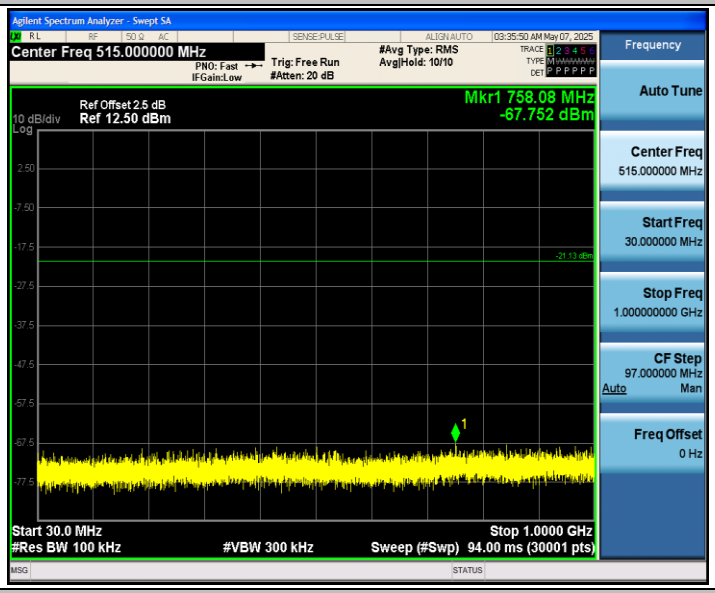

11G_Ant1_2437_1000~26500

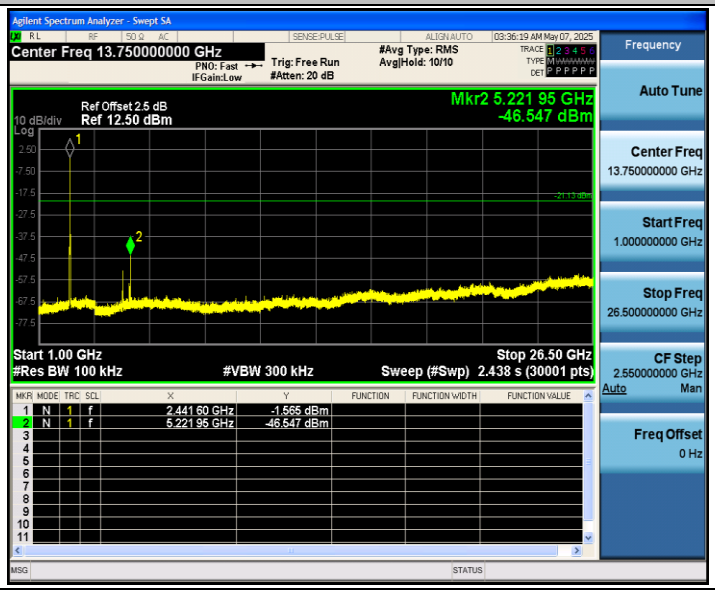

11G_Ant1_2462_0~Reference

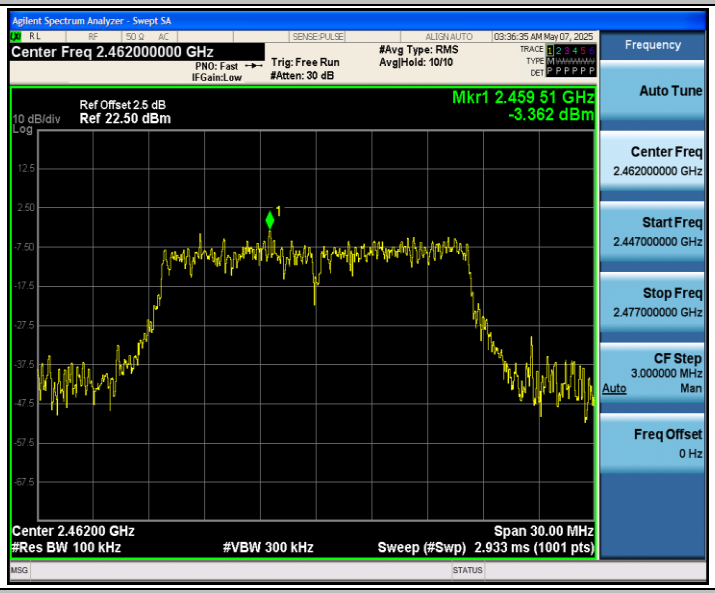

11G_Ant1_2462_30~1000

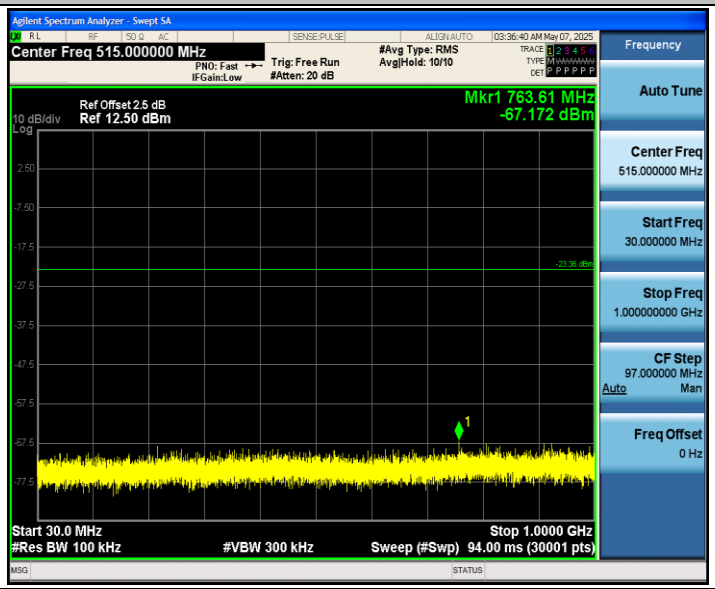

11G_Ant1_2462_1000~26500

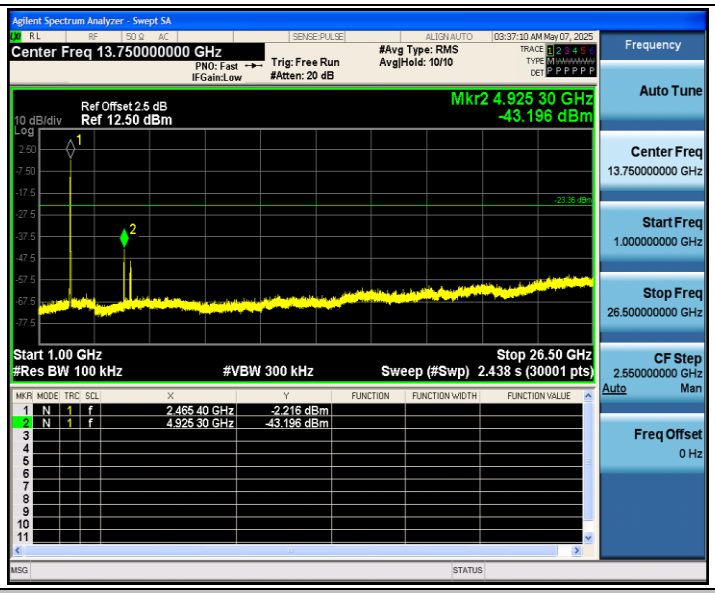

11N20SISO_Ant1_2412_0~Reference

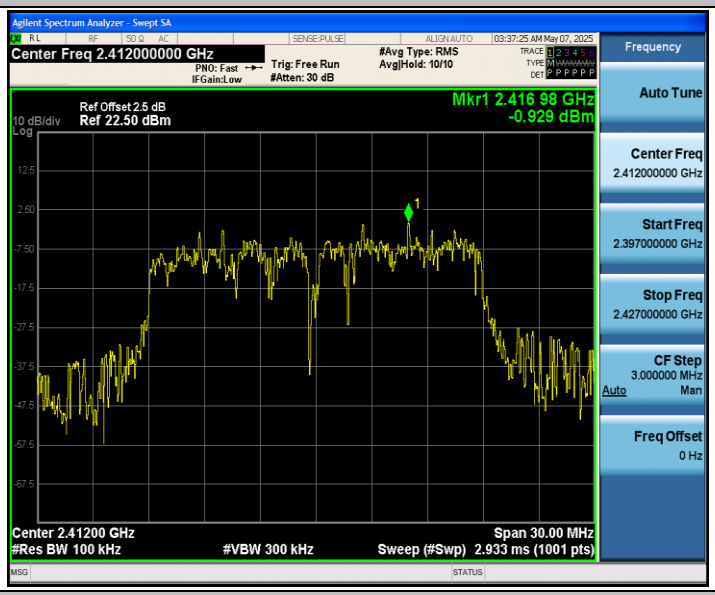
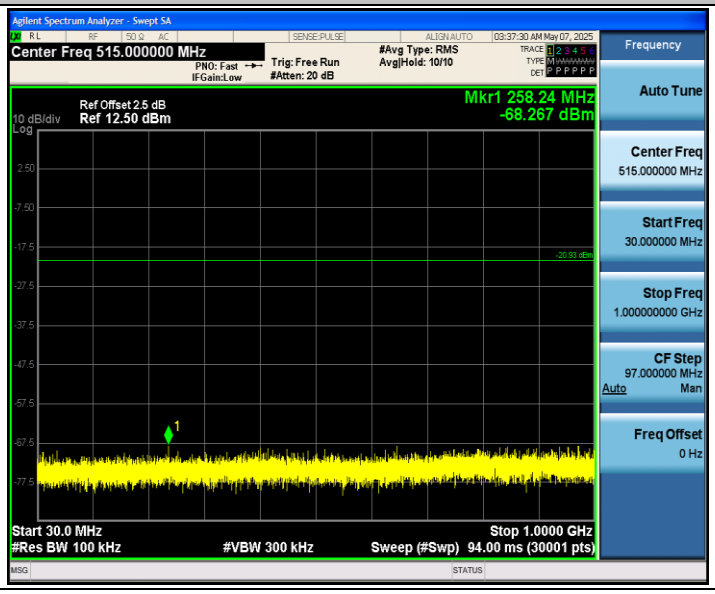
11N20SISO_Ant1_2412_30~1000