Appendix: Bluetooth Classic

Contents

Appendix A: 20dB Emission Bandwidth 3
Test Result 3
Test Graphs 4
Appendix B: Occupied Channel Bandwidth 9
Test Result 9
Test Graphs 10
Appendix C: Maximum conducted output power 15
Test Result Peak 15
Test Result Average 15
Test Graphs 16
Appendix D: Carrier frequency separation 21
Test Result 21
Test Graphs 22
Appendix E: Time of occupancy 24
Test Result 24
Test Graphs 25
Appendix F: Number of hopping channels 30
Test Result 30
Test Graphs 31
Appendix G: Band edge measurements 33
Test Result 33
Test Graphs 34
Appendix H: Conducted Spurious Emission 40
Test Result 40
Test Graphs 41
Appendix I: Duty Cycle 55
Test Result 55
Test Graphs 56

Appendix A: 20dB Emission Bandwidth

Test Result

TestMode	Antenna	Frequency[MHz]	20db EBW[MHz]	FL[MHz]	FH[MHz]	Limit[MHz]	Verdict
DH5	Ant1	2402	0.96	2401.54	2402.50	---	---
DH5	Ant1	2441	0.96	2440.54	2441.50	---	---
DH5	Ant1	2480	0.96	2479.54	2480.50	---	---
2DH5	Ant1	2402	1.33	2401.34	2402.67	---	---
2DH5	Ant1	2441	1.32	2440.34	2441.67	---	---
2DH5	Ant1	2480	1.33	2479.34	2480.67	---	---
3DH5	Ant1	2402	1.30	2401.36	2402.66	---	---
3DH5	Ant1	2441	1.31	2440.36	2441.66	---	---
3DH5	Ant1	2480	1.30	2479.36	2480.66	---	---

Test Graphs

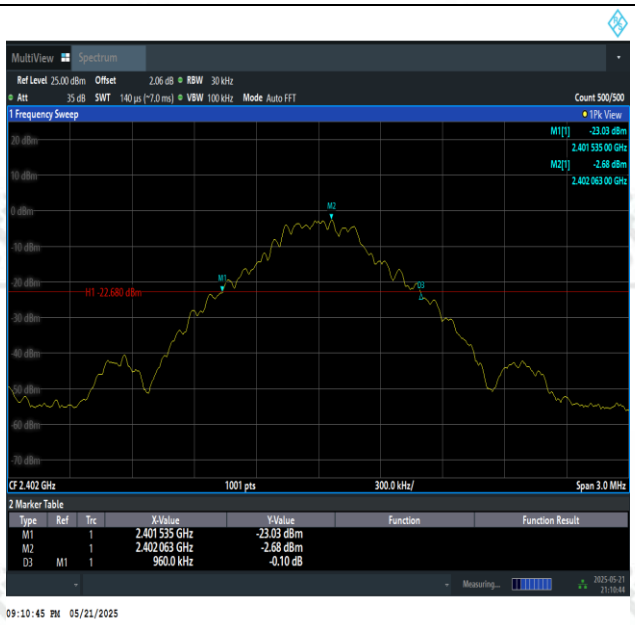

DH5-Ant1-2402

DH5-Ant1-2441

DH5-Ant1-2480

2DH5-Ant1-2402

2DH5-Ant1-2441

2DH5-Ant1-2480

3DH5-Ant1-2402

3DH5-Ant1-2441

3DH5-Ant1-2480

Appendix B: Occupied Channel Bandwidth

Test Result

Test Mode	Antenna	Frequency [MHz]	OCB [MHz]	FL[MHz]	FH[MHz]	Limit[MHz]	Verdict
DH5	Ant1	2402	0.87	2401.5660	2402.4364	---	---
DH5	Ant1	2441	0.872	2440.5668	2441.4388	---	---
DH5	Ant1	2480	0.867	2479.5687	2480.4361	---	---
2DH5	Ant1	2402	1.178	2401.4153	2402.5933	---	---
2DH5	Ant1	2441	1.181	2440.4142	2441.5953	---	---
2DH5	Ant1	2480	1.181	2479.4142	2480.5952	---	---
3DH5	Ant1	2402	1.177	2401.4173	2402.5940	---	---
3DH5	Ant1	2441	1.18	2440.4155	2441.5956	---	---
3DH5	Ant1	2480	1.177	2479.4174	2480.5945	---	---

Test Graphs

DH5-Ant1-2402

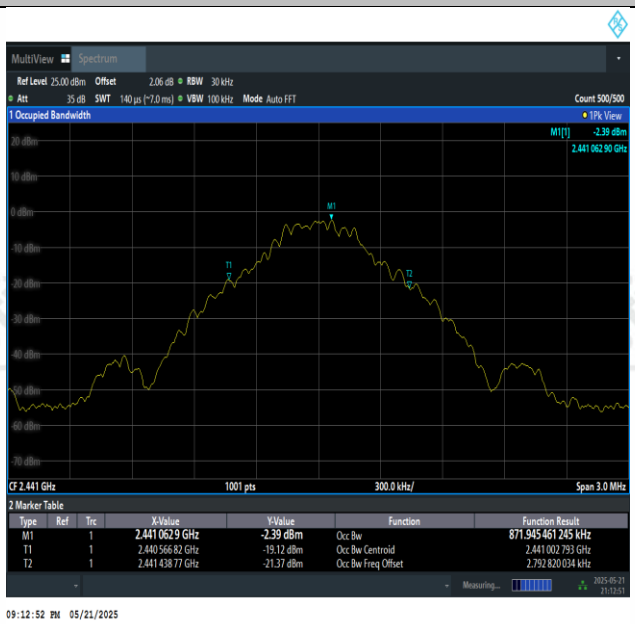

DH5-Ant1-2441

DH5-Ant1-2480

2DH5-Ant1-2402

2DH5-Ant1-2441

2DH5-Ant1-2480

3DH5-Ant1-2402

3DH5-Ant1-2441

3DH5-Ant1-2480

Appendix C: Maximum conducted output power

Test Result Peak

Test Mode	Antenna	Frequency[MHz]	Conducted Peak Power[dBm]	Conducted Limit[dBm]	Verdict
DH5	Ant1	2402	0.44	≤30	PASS
DH5	Ant1	2441	0.68	≤20.97	PASS
DH5	Ant1	2480	-0.24	≤20.97	PASS
2DH5	Ant1	2402	1.33	≤30	PASS
2DH5	Ant1	2441	1.62	≤20.97	PASS
2DH5	Ant1	2480	0.59	≤20.97	PASS
3DH5	Ant1	2402	1.75	≤30	PASS
3DH5	Ant1	2441	2.01	≤20.97	PASS
3DH5	Ant1	2480	1.01	≤20.97	PASS

Test Result Average

Test Graphs

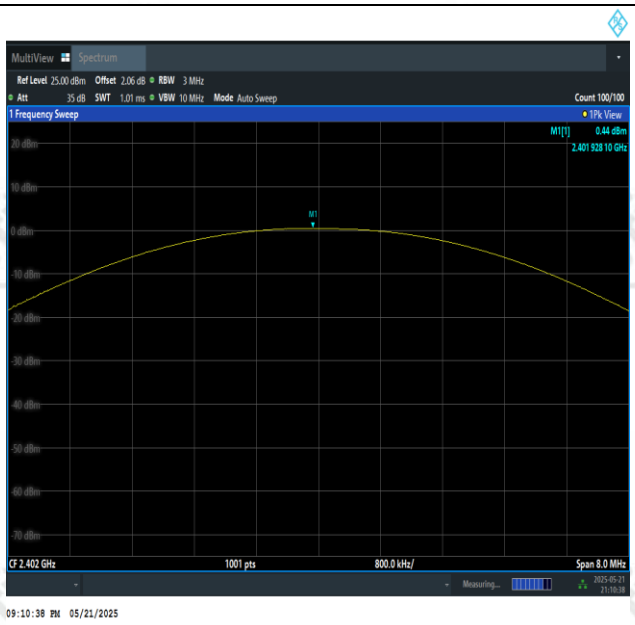

DH5-Ant1-2402-PASS

DH5-Ant1-2441-PASS

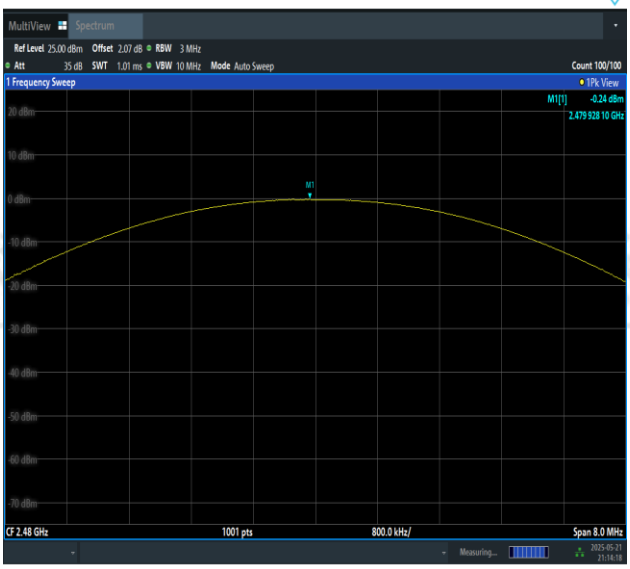

DH5-Ant1-2480-PASS

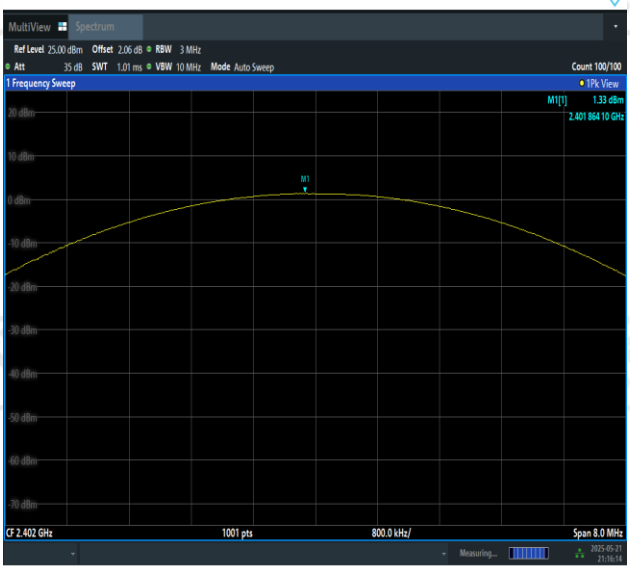

2DH5-Ant1-2402-PASS

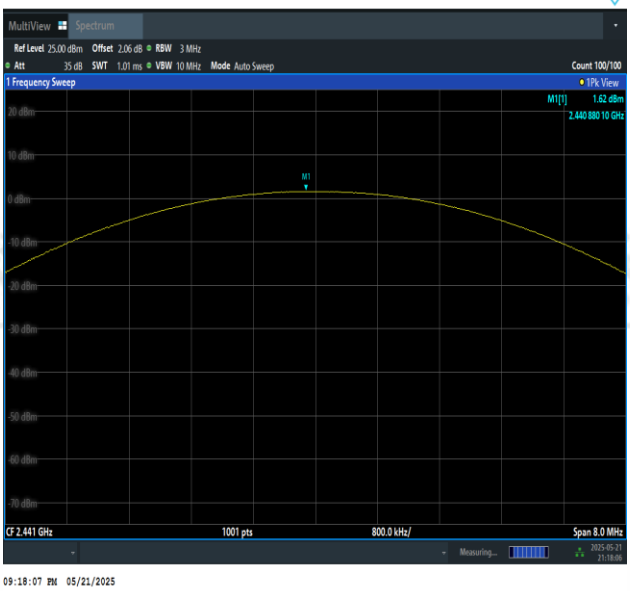

2DH5-Ant1-2441-PASS

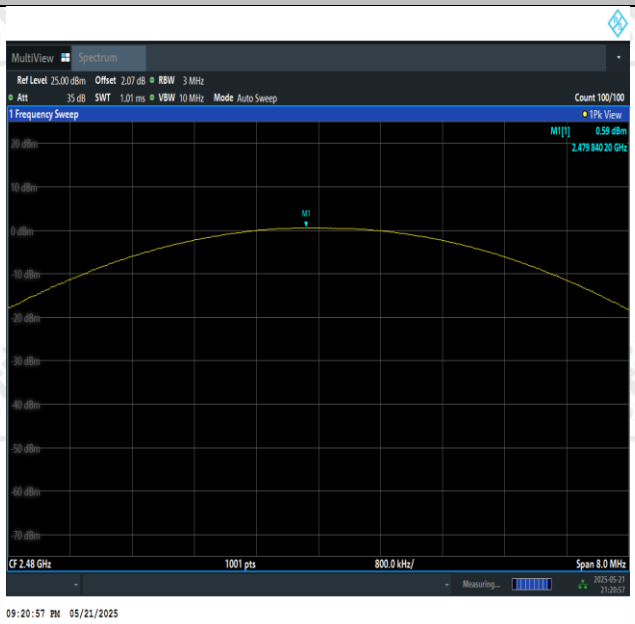

2DH5-Ant1-2480-PASS

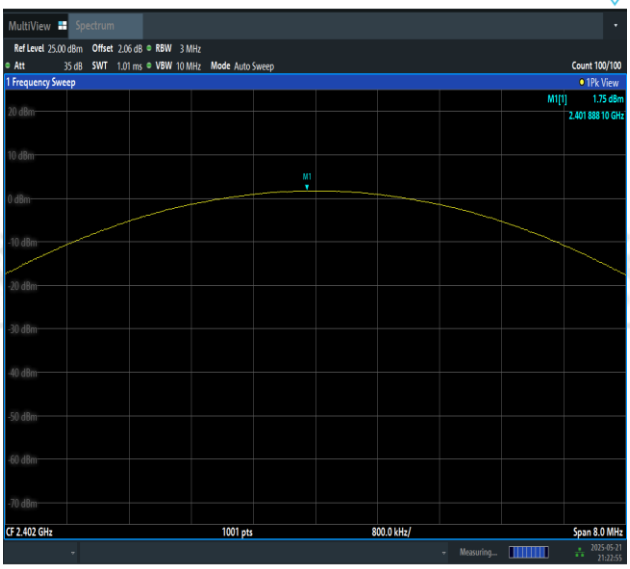

3DH5-Ant1-2402-PASS

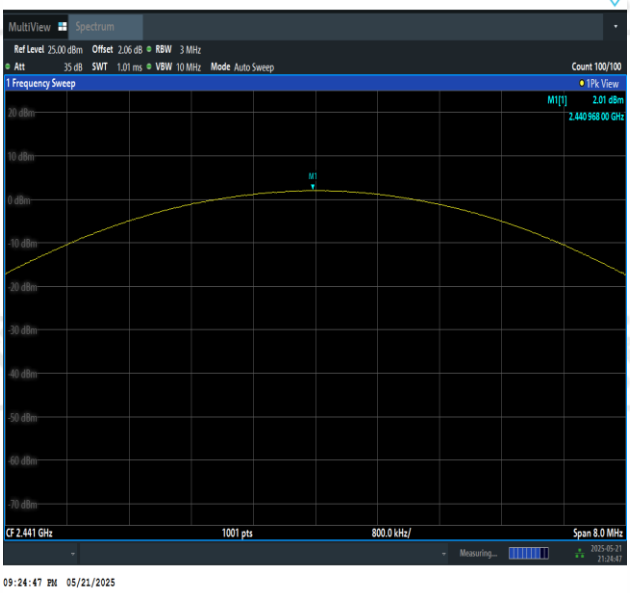

3DH5-Ant1-2441-PASS

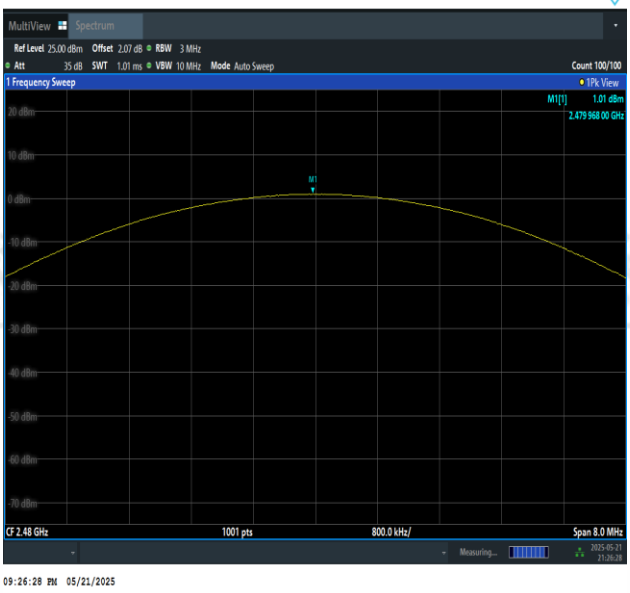

3DH5-Ant1-2480-PASS

Appendix D: Carrier frequency separation

Test Result

TestMode	Antenna	Frequency[MHz]	Result[MHz]	Limit[MHz]	Verdict
DH5	Ant1	Hop	0.998	≥0.960	PASS
2DH5	Ant1	Hop	1.024	≥0.887	PASS
3DH5	Ant1	Hop	1	≥0.873	PASS

Test Graphs

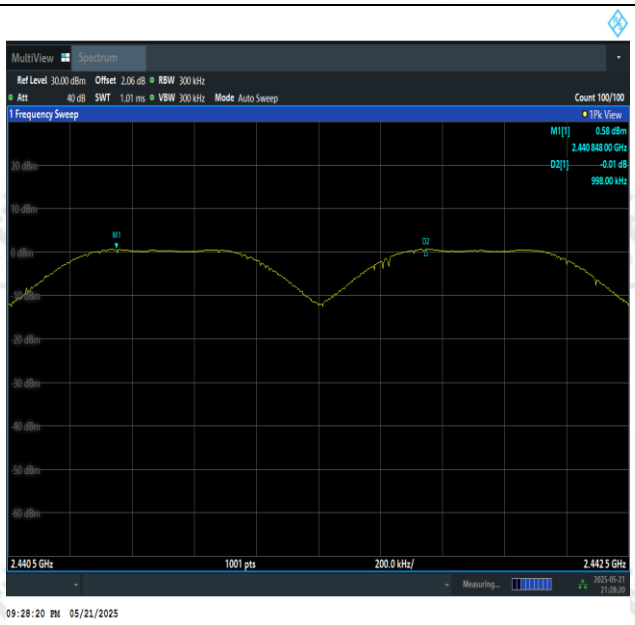

DH5-Ant1-Hop-PASS

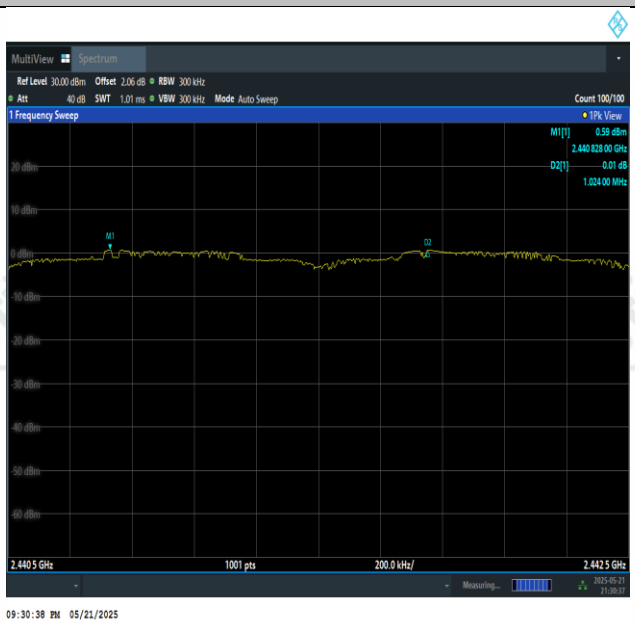

2DH5-Ant1-Hop-PASS

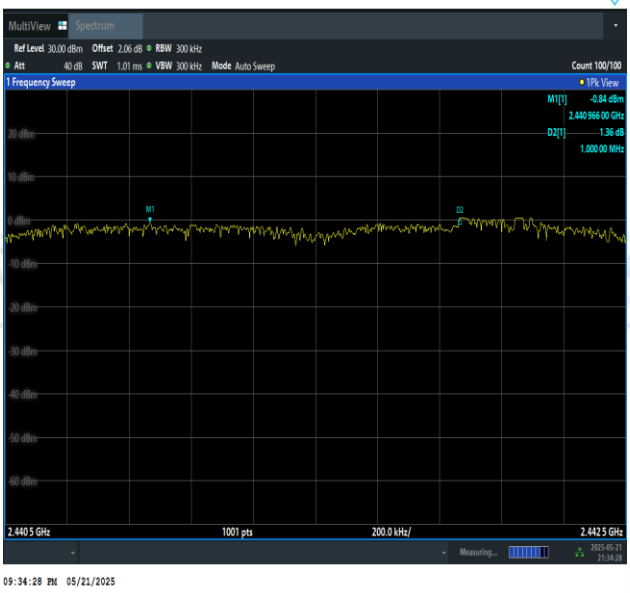

3DH5-Ant1-Hop-PASS

Appendix E: Time of occupancy

Test Result

TestMode	Antenna	Frequency[MHz]	BurstWidth [ms]	TotalHops [Num]	Result[s]	Limit[s]	Verdict
DH1	Ant1	Hop	0.380	320	0.122	≤0.4	PASS
DH3	Ant1	Hop	1.635	160	0.262	≤0.4	PASS
DH5	Ant1	Hop	2.884	106.67	0.308	≤0.4	PASS
2DH1	Ant1	Hop	0.389	320	0.124	≤0.4	PASS
2DH3	Ant1	Hop	1.641	160	0.263	≤0.4	PASS
2DH5	Ant1	Hop	2.889	106.67	0.308	≤0.4	PASS
3DH1	Ant1	Hop	0.389	320	0.124	≤0.4	PASS
3DH3	Ant1	Hop	1.640	160	0.262	≤0.4	PASS
3DH5	Ant1	Hop	2.892	106.67	0.308	≤0.4	PASS

Test Graphs

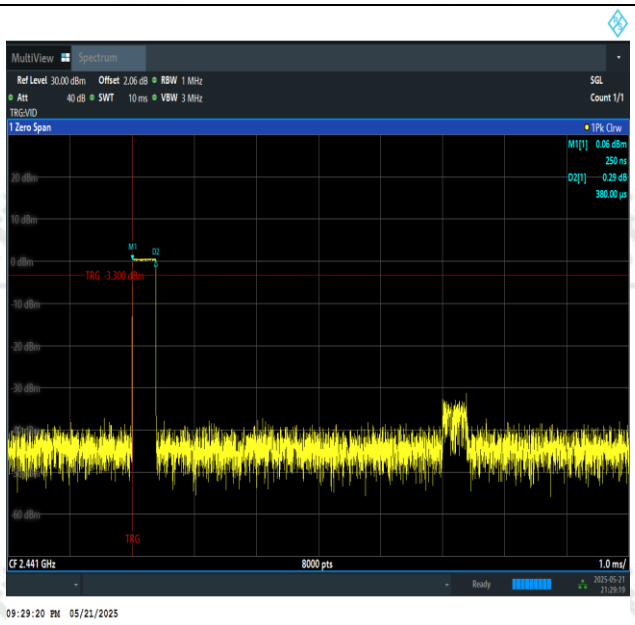

DH1-Ant1-Hop-PASS

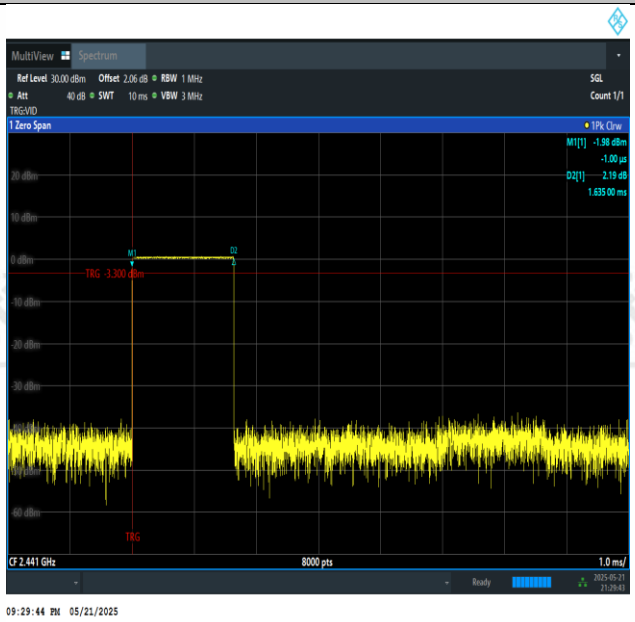

DH3-Ant1-Hop-PASS

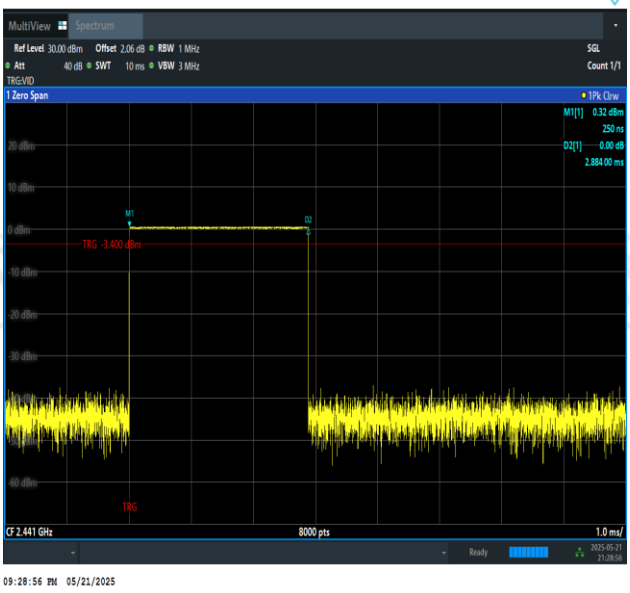

DH5-Ant1-Hop-PASS

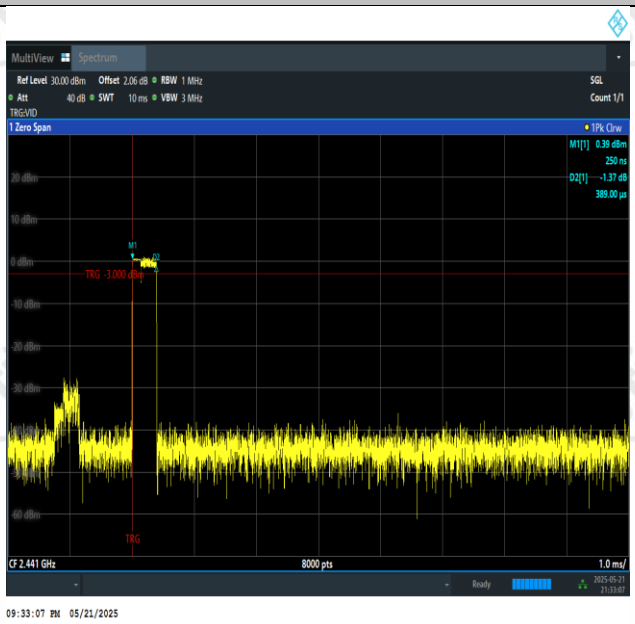

2DH1-Ant1-Hop-PASS

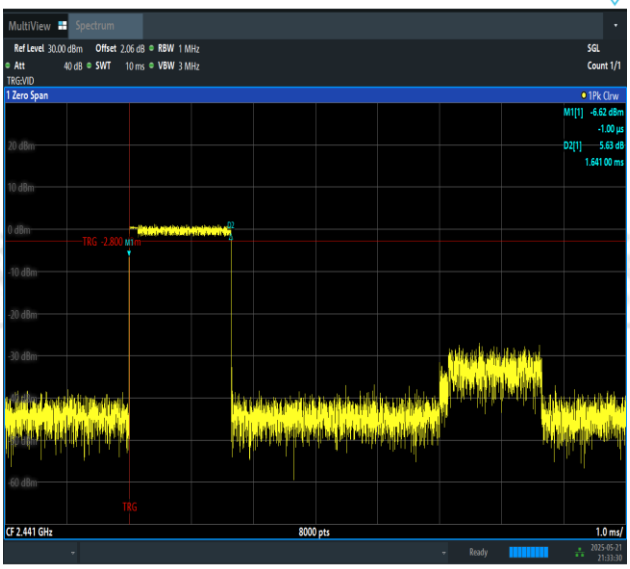

2DH3-Ant1-Hop-PASS

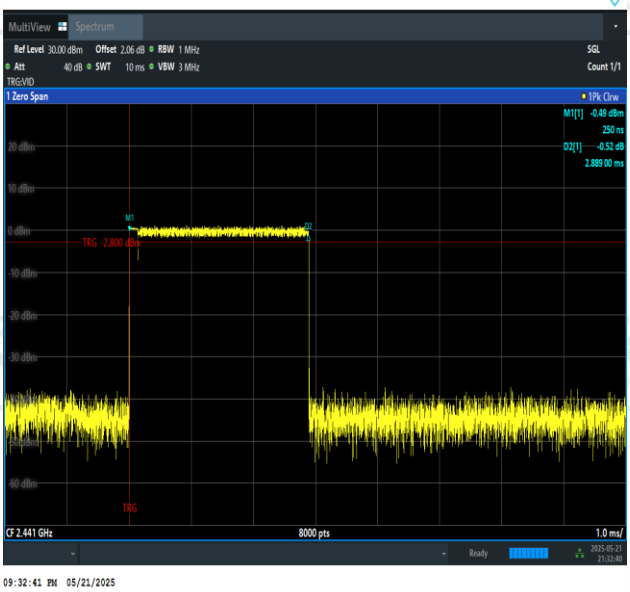

2DH5-Ant1-Hop-PASS

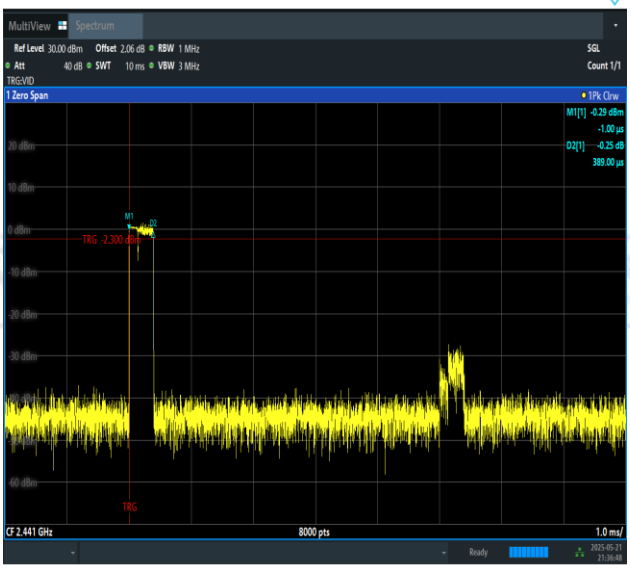

3DH1-Ant1-Hop-PASS

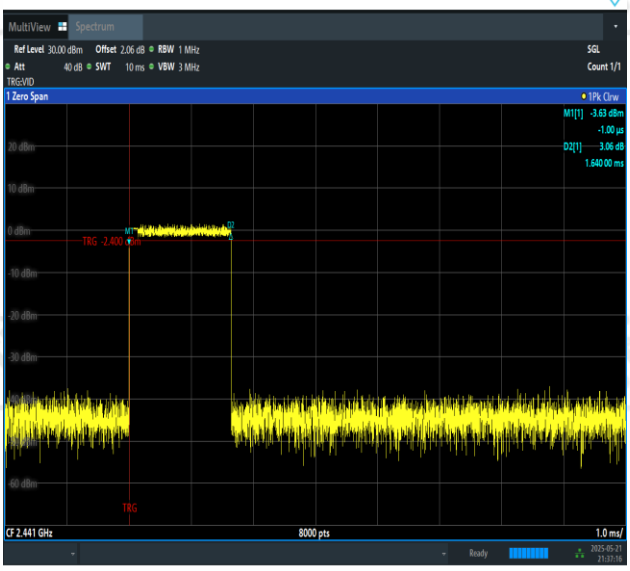

3DH3-Ant1-Hop-PASS

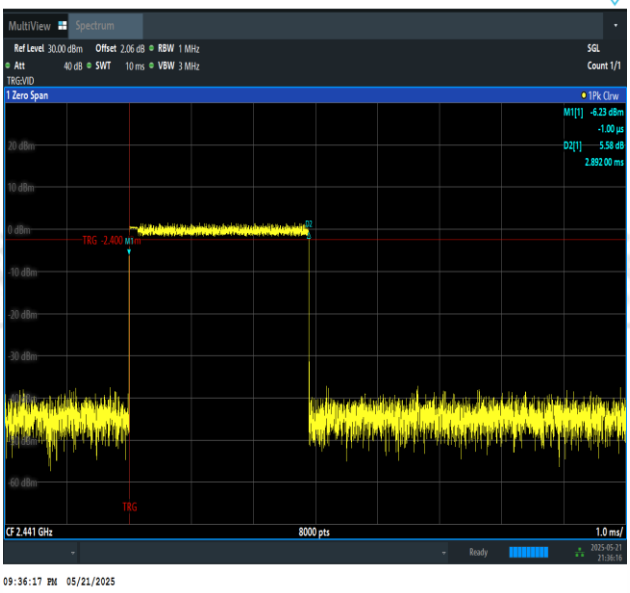

3DH5-Ant1-Hop-PASS

Appendix F: Number of hopping channels

Test Result

TestMode	Antenna	Frequency[MHz]	Result[Num]	Limit[Num]	Verdict
DH5	Ant1	Hop	79	≥15	PASS
2DH5	Ant1	Hop	79	≥15	PASS
3DH5	Ant1	Hop	79	≥15	PASS