TR-4-E-009 Radiated Emission Test Result

Test Date:	2026-01-10	**Tested By**:	Li Xiongbin
EUT:	Wireless Access Point	**Model Number**:	L2533
Test Mode:	MIMO TX 11N20 5580MHz Mode	**Power Supply**:	AC 120V/60Hz
Condition:	Temp:22.5°C;Humi:54.1%	**Test Site**:	DDT 3# Chamber
File Path:	d:\ts\2025 report date\Q25092316-2E\FCC Below 1G\14		
Memo:	Sample Numble:S25092316-004 (POE ADAPTER)		

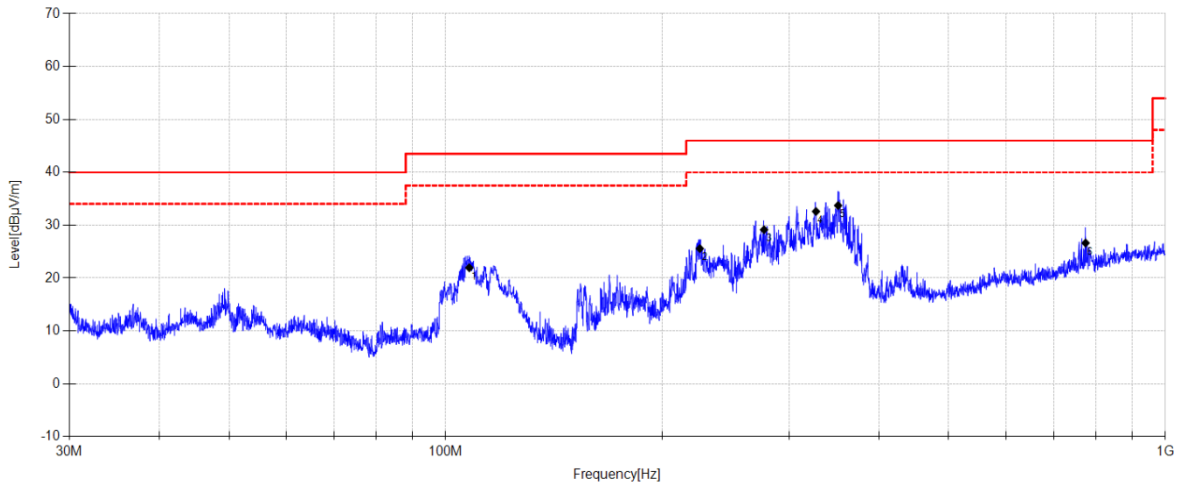

Final Data List									
NO.	Freq. [MHz]	Reading [dBµV/m]	Antenna Factor [dB]	Cable Loss [dB]	Result [dBµV/m]	Limit [dBµV/m]	Margin [dB]	Detector	Polarity
1	107.860	38.47	11.43	4.35	21.94	43.50	21.56	QP	Horizontal
2	225.533	41.42	11.57	4.98	25.57	46.00	20.43	QP	Horizontal
3	276.970	43.61	12.74	5.19	29.14	46.00	16.86	QP	Horizontal
4	327.042	45.69	13.93	5.40	32.59	46.00	13.41	QP	Horizontal
5	351.042	46.33	14.33	5.50	33.71	46.00	12.29	QP	Horizontal
6	774.741	32.35	20.06	6.86	26.62	46.00	19.38	QP	Horizontal

Note:
1. Result Level = Reading + Cable loss + Antenna Factor + AMP
2. If Peak Result complies with QP limit, QP Result is deemed to comply with QP limit.
3. Test setup: RBW: 120 kHz, VBW: 300 kHz, Sweep time: auto.

TR-4-E-009 Radiated Emission Test Result

Test Date:	2026-01-10	**Tested By**:	Li Xiongbin
EUT:	Wireless Access Point	**Model Number**:	L2533
Test Mode:	MIMO TX 11N20 5580MHz Mode	**Power Supply**:	AC 120V/60Hz
Condition:	Temp:22.5°C;Humi:54.1%	**Test Site**:	DDT 3# Chamber
File Path:	d:\ts\2025 report date\Q25092316-2E\FCC Below 1G\15		
Memo:	Sample Numble:S25092316-004 (POE ADAPTER)		

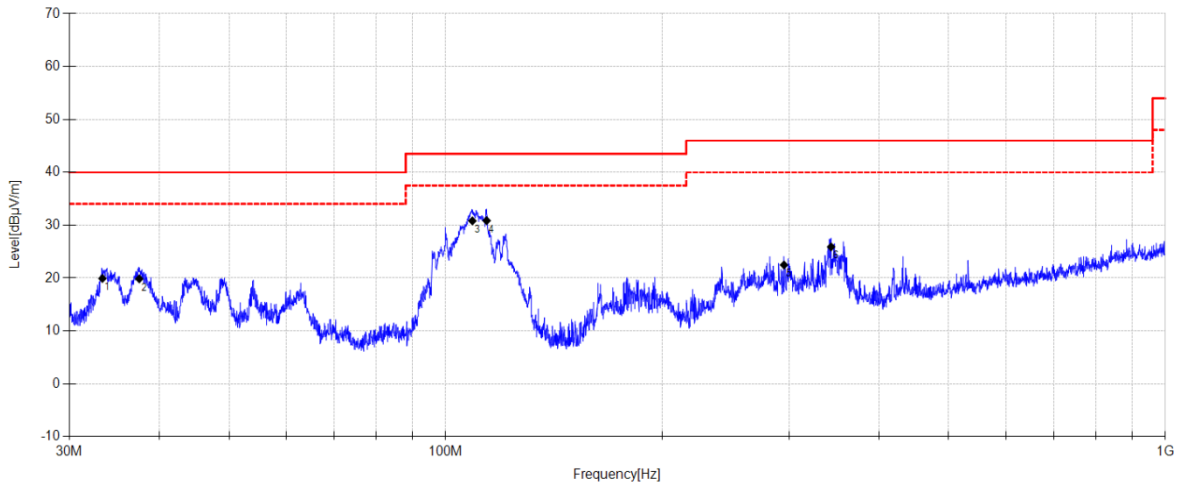

Final Data List									
NO.	Freq. [MHz]	Reading [dBμV/m]	Antenna Factor [dB]	Cable Loss [dB]	Result [dBμV/m]	Limit [dBμV/m]	Margin [dB]	Detector	Polarity
1	33.351	37.35	11.04	3.83	19.92	40.00	20.08	QP	Vertical
2	37.520	36.06	12.20	3.89	19.85	40.00	20.15	QP	Vertical
3	108.924	46.62	12.15	4.35	30.81	43.50	12.69	QP	Vertical
4	114.003	47.78	11.00	4.38	30.85	43.50	12.65	QP	Vertical
5	295.219	36.3	13.31	5.26	22.47	46.00	23.53	QP	Vertical
6	343.253	38.27	14.59	5.47	25.89	46.00	20.11	QP	Vertical

Note:
1. Result Level = Reading + Cable loss + Antenna Factor + AMP
2. If Peak Result complies with QP limit, QP Result is deemed to comply with QP limit.
3. Test setup: RBW: 120 kHz, VBW: 300 kHz, Sweep time: auto.

TR-4-E-009 Radiated Emission Test Result

Test Date:	2025-10-25	**Tested By**:	Li Xiongbin
EUT:	Wireless Access Point	**Model Number**:	L2533
Test Mode:	MIMO TX 11N20 5180MHz Mode	**Power Supply**:	AC 120V/60Hz
Condition:	Temp:22.5°C;Humi:54.1%	**Test Site**:	DDT 3# Chamber
File Path:	d:\ts\2025 report date\Q25092316-2E\FCC Above 1G 5G\23		
Memo:	Sample Numble:S25092316-004 Power Setting:20.5		

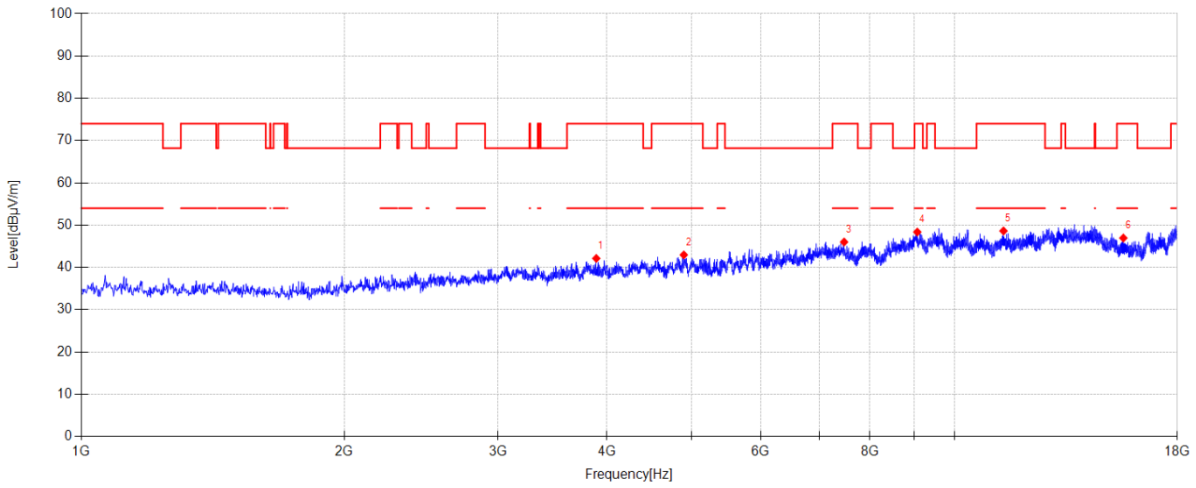

Suspected Data List										
NO.	Freq. [MHz]	Reading [dBµV/m]	Antenna Factor [dB]	Cable loss [dB]	AMP [dB]	Level [dBµV/m]	Limit [dBµV/m]	Margin [dB]	Detector	Polarity
1	3888.300	46.61	30.76	4.43	-39.66	42.14	74.00	31.86	PK	Horizontal
2	4898.100	44.75	33.09	4.91	-39.79	42.96	74.00	31.04	PK	Horizontal
3	7475.300	43.02	36.75	6.10	-39.85	46.02	74.00	27.98	PK	Horizontal
4	9066.500	41.41	38.60	7.04	-38.67	48.38	74.00	25.62	PK	Horizontal
5	11380.200	41.27	39.56	7.40	-39.60	48.63	74.00	25.37	PK	Horizontal
6	15613.200	38.73	38.93	8.47	-39.17	46.96	74.00	27.04	PK	Horizontal

Note:
1. Level = Reading + Cable loss + Antenna Factor + AMP
2. If Peak Result complies with AV limit, AV Result is deemed to comply with AV limit.
3. Test setup: RBW: 1 MHz, VBW: 3 MHz, Sweep time: auto.

TR-4-E-009 Radiated Emission Test Result

Test Date:	2025-10-25	**Tested By**:	Li Xiongbin
EUT:	Wireless Access Point	**Model Number**:	L2533
Test Mode:	MIMO TX 11N20 5180MHz Mode	**Power Supply**:	AC 120V/60Hz
Condition:	Temp:22.5°C;Humi:54.1%	**Test Site**:	DDT 3# Chamber
File Path:	d:\ts\2025 report date\Q25092316-2E\FCC Above 1G 5G\24		
Memo:	Sample Numble:S25092316-004 Power Setting:20.5		

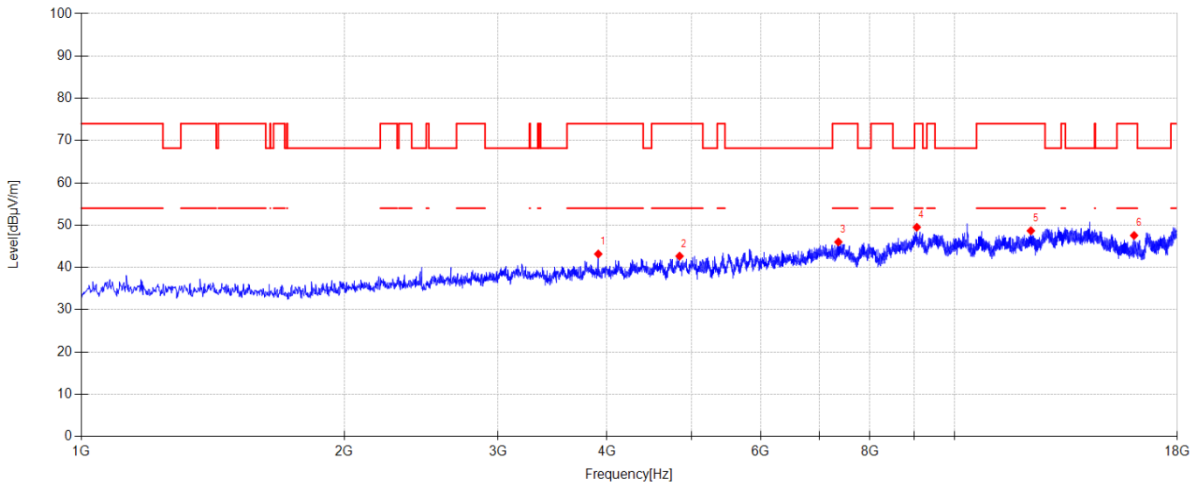

Suspected Data List										
NO.	Freq. [MHz]	Reading [dBµV/m]	Antenna Factor [dB]	Cable loss [dB]	AMP [dB]	Level [dBµV/m]	Limit [dBµV/m]	Margin [dB]	Detector	Polarity
1	3908.700	47.61	30.80	4.43	-39.66	43.18	74.00	30.82	PK	Vertical
2	4843.700	44.77	32.80	4.88	-39.78	42.67	74.00	31.33	PK	Vertical
3	7363.100	42.90	36.92	6.07	-39.86	46.03	74.00	27.97	PK	Vertical
4	9054.600	42.30	38.82	7.04	-38.66	49.50	74.00	24.50	PK	Vertical
5	12231.900	41.12	39.26	7.70	-39.41	48.67	74.00	25.33	PK	Vertical
6	16060.300	40.11	38.06	8.94	-39.55	47.56	74.00	26.44	PK	Vertical

Note:
1. Level = Reading + Cable loss + Antenna Factor + AMP
2. If Peak Result complies with AV limit, AV Result is deemed to comply with AV limit.
3. Test setup: RBW: 1 MHz, VBW: 3 MHz, Sweep time: auto.

TR-4-E-009 Radiated Emission Test Result

Test Date:	2025-11-23	**Tested By**:	Li Xiongbin
EUT:	Wireless Access Point	**Model Number**:	L2533
Test Mode:	MIMO TX 11N20 5200MHz Mode	**Power Supply**:	AC 120V/60Hz
Condition:	Temp:22.5°C;Humi:54.1%	**Test Site**:	DDT 3# Chamber
File Path:	d:\ts\2025 report date\Q25092316-2E\FCC Above 1G 5G\111		
Memo:	Sample Numble:S25092316-004 Power Setting:20.5		

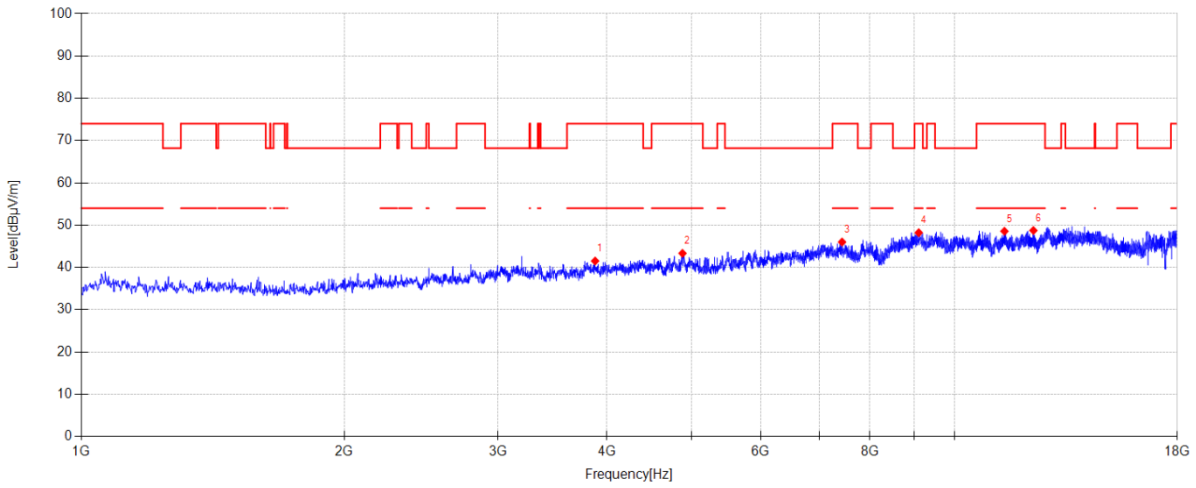

Suspected Data List										
NO.	Freq. [MHz]	Reading [dBµV/m]	Antenna Factor [dB]	Cable loss [dB]	AMP [dB]	Level [dBµV/m]	Limit [dBµV/m]	Margin [dB]	Detector	Polarity
1	3876.400	46.13	30.62	4.42	-39.65	41.52	74.00	32.48	PK	Horizontal
2	4881.100	45.21	33.02	4.90	-39.79	43.34	74.00	30.66	PK	Horizontal
3	7434.500	43.15	36.63	6.09	-39.86	46.01	74.00	27.99	PK	Horizontal
4	9100.500	41.87	38.01	7.05	-38.71	48.22	74.00	25.78	PK	Horizontal
5	11409.100	41.04	39.71	7.41	-39.60	48.56	74.00	25.44	PK	Horizontal
6	12315.200	41.04	39.35	7.70	-39.35	48.74	74.00	25.26	PK	Horizontal

Note:
1. Level = Reading + Cable loss + Antenna Factor + AMP
2. If Peak Result complies with AV limit, AV Result is deemed to comply with AV limit.
3. Test setup: RBW: 1 MHz, VBW: 3 MHz, Sweep time: auto.

TR-4-E-009 Radiated Emission Test Result

Test Date:	2025-11-23	**Tested By**:	Li Xiongbin
EUT:	Wireless Access Point	**Model Number**:	L2533
Test Mode:	MIMO TX 11N20 5200MHz Mode	**Power Supply**:	AC 120V/60Hz
Condition:	Temp:22.5°C;Humi:54.1%	**Test Site**:	DDT 3# Chamber
File Path:	d:\ts\2025 report date\Q25092316-2E\FCC Above 1G 5G\112		
Memo:	Sample Numble:S25092316-004 Power Setting:20.5		

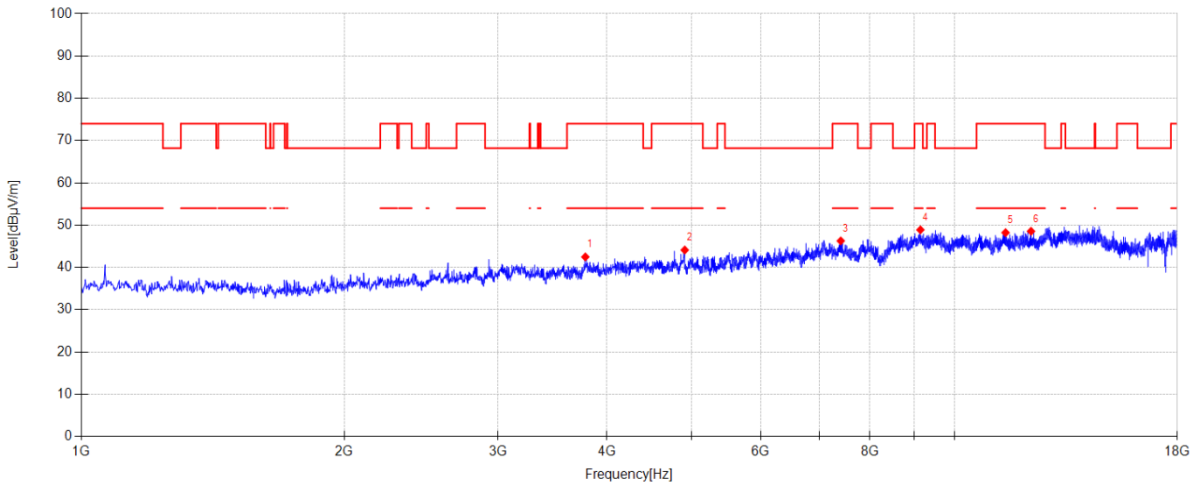

Suspected Data List										
NO.	Freq. [MHz]	Reading [dBµV/m]	Antenna Factor [dB]	Cable loss [dB]	AMP [dB]	Level [dBµV/m]	Limit [dBµV/m]	Margin [dB]	Detector	Polarity
1	3777.800	47.30	30.41	4.39	-39.61	42.49	74.00	31.51	PK	Vertical
2	4910.000	45.89	33.10	4.92	-39.79	44.12	74.00	29.88	PK	Vertical
3	7409.000	43.38	36.68	6.08	-39.86	46.28	74.00	27.72	PK	Vertical
4	9141.300	41.76	38.83	7.06	-38.76	48.89	74.00	25.11	PK	Vertical
5	11443.100	41.03	39.37	7.43	-39.60	48.23	74.00	25.77	PK	Vertical
6	12238.700	40.99	39.28	7.70	-39.41	48.56	74.00	25.44	PK	Vertical

Note:
1. Level = Reading + Cable loss + Antenna Factor + AMP
2. If Peak Result complies with AV limit, AV Result is deemed to comply with AV limit.
3. Test setup: RBW: 1 MHz, VBW: 3 MHz, Sweep time: auto.

TR-4-E-009 Radiated Emission Test Result

Test Date:	2025-11-23	**Tested By**:	Li Xiongbin
EUT:	Wireless Access Point	**Model Number**:	L2533
Test Mode:	MIMO TX 11N20 5240MHz Mode	**Power Supply**:	AC 120V/60Hz
Condition:	Temp:22.5°C;Humi:54.1%	**Test Site**:	DDT 3# Chamber
File Path:	d:\ts\2025 report date\Q25092316-2E\FCC Above 1G 5G\113		
Memo:	Sample Numble:S25092316-004 Power Setting:20.5		

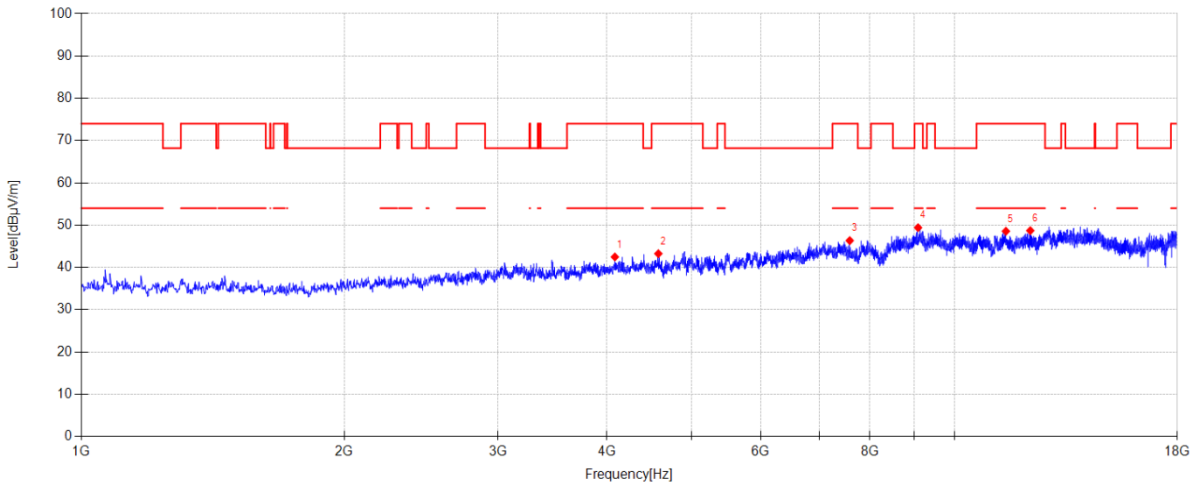

Suspected Data List										
NO.	Freq. [MHz]	Reading [dBµV/m]	Antenna Factor [dB]	Cable loss [dB]	AMP [dB]	Level [dBµV/m]	Limit [dBµV/m]	Margin [dB]	Detector	Polarity
1	4083.800	46.56	31.13	4.50	-39.71	42.48	74.00	31.52	PK	Horizontal
2	4580.200	46.58	31.68	4.75	-39.76	43.25	74.00	30.75	PK	Horizontal
3	7587.500	43.85	36.20	6.14	-39.84	46.35	74.00	27.65	PK	Horizontal
4	9085.200	42.78	38.27	7.05	-38.69	49.41	74.00	24.59	PK	Horizontal
5	11455.000	41.48	39.25	7.44	-39.60	48.57	74.00	25.43	PK	Horizontal
6	12213.200	41.20	39.23	7.71	-39.43	48.71	74.00	25.29	PK	Horizontal

Note:
1. Level = Reading + Cable loss + Antenna Factor + AMP
2. If Peak Result complies with AV limit, AV Result is deemed to comply with AV limit.
3. Test setup: RBW: 1 MHz, VBW: 3 MHz, Sweep time: auto.

TR-4-E-009 Radiated Emission Test Result

Test Date:	2025-11-23	**Tested By**:	Li Xiongbin
EUT:	Wireless Access Point	**Model Number**:	L2533
Test Mode:	MIMO TX 11N20 5240MHz Mode	**Power Supply**:	AC 120V/60Hz
Condition:	Temp:22.5°C;Humi:54.1%	**Test Site**:	DDT 3# Chamber
File Path:	d:\ts\2025 report date\Q25092316-2E\FCC Above 1G 5G\114		
Memo:	Sample Numble:S25092316-004 Power Setting:20.5		

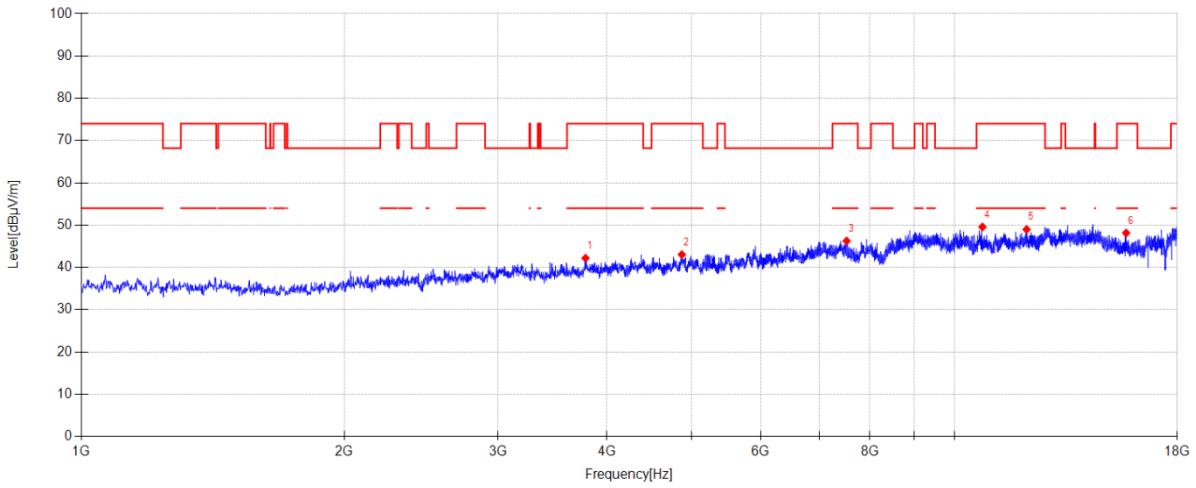

Suspected Data List										
NO.	Freq. [MHz]	Reading [dBµV/m]	Antenna Factor [dB]	Cable loss [dB]	AMP [dB]	Level [dBµV/m]	Limit [dBµV/m]	Margin [dB]	Detector	Polarity
1	3779.500	46.97	30.45	4.39	-39.61	42.20	74.00	31.80	PK	Vertical
2	4872.600	44.95	32.99	4.90	-39.79	43.05	74.00	30.95	PK	Vertical
3	7524.600	43.43	36.56	6.12	-39.85	46.26	74.00	27.74	PK	Vertical
4	10766.500	42.83	39.17	7.20	-39.62	49.58	74.00	24.42	PK	Vertical
5	12094.200	41.33	39.47	7.71	-39.52	48.99	74.00	25.01	PK	Vertical
6	15727.100	40.43	38.42	8.60	-39.30	48.15	74.00	25.85	PK	Vertical

Note:
1. Level = Reading + Cable loss + Antenna Factor + AMP
2. If Peak Result complies with AV limit, AV Result is deemed to comply with AV limit.
3. Test setup: RBW: 1 MHz, VBW: 3 MHz, Sweep time: auto.

TR-4-E-009 Radiated Emission Test Result

Test Date:	2025-11-23	**Tested By**:	Li Xiongbin
EUT:	Wireless Access Point	**Model Number**:	L2533
Test Mode:	MIMO TX 11N20 5260MHz Mode	**Power Supply**:	AC 120V/60Hz
Condition:	Temp:22.5°C;Humi:54.1%	**Test Site**:	DDT 3# Chamber
File Path:	d:\ts\2025 report date\Q25092316-2E\FCC Above 1G 5G\115		
Memo:	Sample Numble:S25092316-004 Power Setting:20.5		

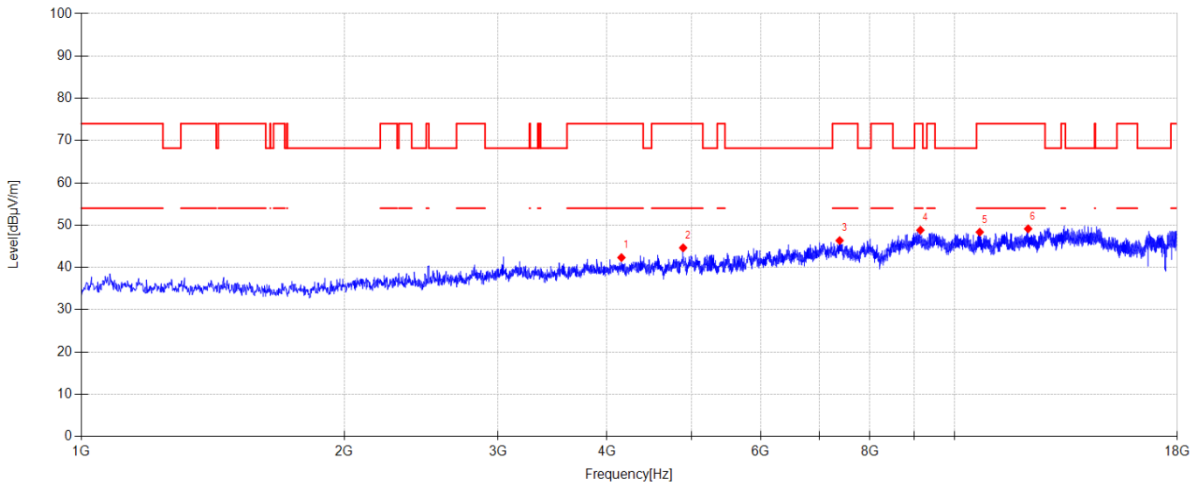

Suspected Data List										
NO.	Freq. [MHz]	Reading [dBµV/m]	Antenna Factor [dB]	Cable loss [dB]	AMP [dB]	Level [dBµV/m]	Limit [dBµV/m]	Margin [dB]	Detector	Polarity
1	4155.200	46.07	31.45	4.54	-39.72	42.34	74.00	31.66	PK	Horizontal
2	4889.600	46.47	33.06	4.90	-39.79	44.64	74.00	29.36	PK	Horizontal
3	7386.900	43.36	36.78	6.08	-39.86	46.36	74.00	27.64	PK	Horizontal
4	9141.300	41.69	38.83	7.06	-38.76	48.82	74.00	25.18	PK	Horizontal
5	10690.000	41.30	39.47	7.21	-39.63	48.35	74.00	25.65	PK	Horizontal
6	12143.500	41.55	39.37	7.71	-39.49	49.14	74.00	24.86	PK	Horizontal

Note:
1. Level = Reading + Cable loss + Antenna Factor + AMP
2. If Peak Result complies with AV limit, AV Result is deemed to comply with AV limit.
3. Test setup: RBW: 1 MHz, VBW: 3 MHz, Sweep time: auto.

TR-4-E-009 Radiated Emission Test Result

Test Date:	2025-11-23	**Tested By**:	Li Xiongbin
EUT:	Wireless Access Point	**Model Number**:	L2533
Test Mode:	MIMO TX 11N20 5260MHz Mode	**Power Supply**:	AC 120V/60Hz
Condition:	Temp:22.5°C;Humi:54.1%	**Test Site**:	DDT 3# Chamber
File Path:	d:\ts\2025 report date\Q25092316-2E\FCC Above 1G 5G\116		
Memo:	Sample Numble:S25092316-004 Power Setting:20.5		

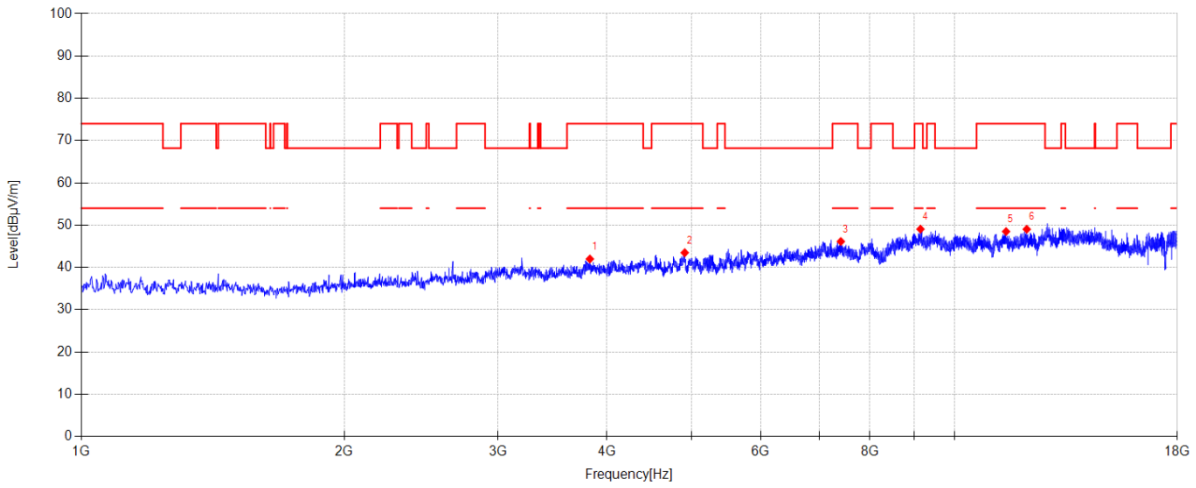

Suspected Data List										
NO.	Freq. [MHz]	Reading [dBµV/m]	Antenna Factor [dB]	Cable loss [dB]	AMP [dB]	Level [dBµV/m]	Limit [dBµV/m]	Margin [dB]	Detector	Polarity
1	3823.700	46.60	30.62	4.41	-39.63	42.00	74.00	32.00	PK	Vertical
2	4910.000	45.25	33.10	4.92	-39.79	43.48	74.00	30.52	PK	Vertical
3	7410.700	43.23	36.68	6.08	-39.86	46.13	74.00	27.87	PK	Vertical
4	9143.000	41.91	38.86	7.06	-38.76	49.07	74.00	24.93	PK	Vertical
5	11458.400	41.43	39.22	7.44	-39.60	48.49	74.00	25.51	PK	Vertical
6	12101.000	41.34	39.50	7.71	-39.52	49.03	74.00	24.97	PK	Vertical

Note:
1. Level = Reading + Cable loss + Antenna Factor + AMP
2. If Peak Result complies with AV limit, AV Result is deemed to comply with AV limit.
3. Test setup: RBW: 1 MHz, VBW: 3 MHz, Sweep time: auto.

TR-4-E-009 Radiated Emission Test Result

Test Date:	2025-11-23	**Tested By**:	Li Xiongbin
EUT:	Wireless Access Point	**Model Number**:	L2533
Test Mode:	MIMO TX 11N20 5280MHz Mode	**Power Supply**:	AC 120V/60Hz
Condition:	Temp:22.5°C;Humi:54.1%	**Test Site**:	DDT 3# Chamber
File Path:	d:\ts\2025 report date\Q25092316-2E\FCC Above 1G 5G\117		
Memo:	Sample Numble:S25092316-004 Power Setting:20.5		

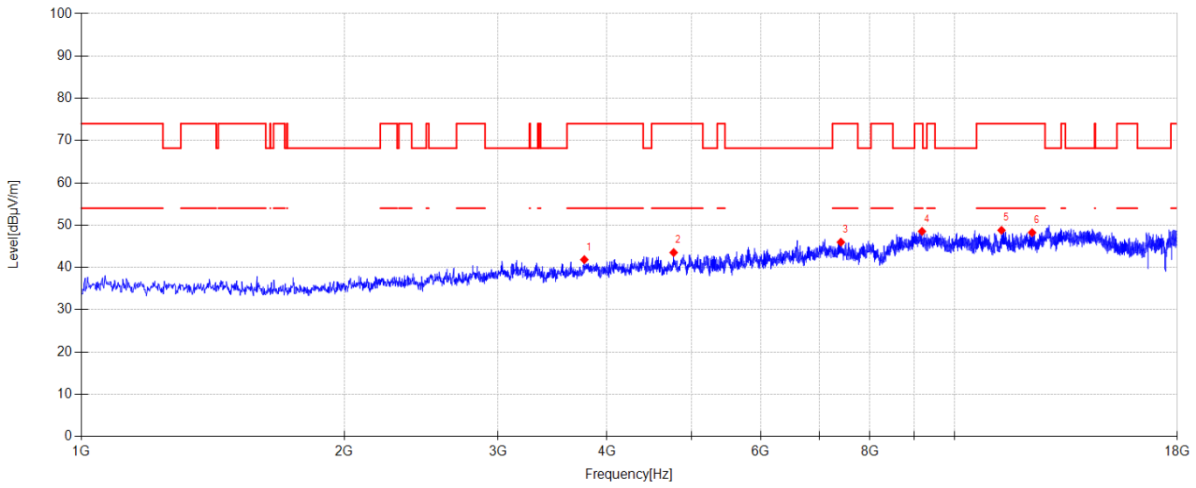

Suspected Data List										
NO.	Freq. [MHz]	Reading [dBµV/m]	Antenna Factor [dB]	Cable loss [dB]	AMP [dB]	Level [dBµV/m]	Limit [dBµV/m]	Margin [dB]	Detector	Polarity
1	3767.600	46.88	30.19	4.39	-39.61	41.85	74.00	32.15	PK	Horizontal
2	4768.900	46.30	32.16	4.84	-39.78	43.52	74.00	30.48	PK	Horizontal
3	7412.400	43.07	36.68	6.08	-39.86	45.97	74.00	28.03	PK	Horizontal
4	9180.400	41.63	38.64	7.06	-38.80	48.53	74.00	25.47	PK	Horizontal
5	11320.700	42.16	38.85	7.37	-39.60	48.78	74.00	25.22	PK	Horizontal
6	12272.700	40.58	39.35	7.70	-39.38	48.25	74.00	25.75	PK	Horizontal

Note:
1. Level = Reading + Cable loss + Antenna Factor + AMP
2. If Peak Result complies with AV limit, AV Result is deemed to comply with AV limit.
3. Test setup: RBW: 1 MHz, VBW: 3 MHz, Sweep time: auto.

TR-4-E-009 Radiated Emission Test Result

Test Date:	2025-11-23	**Tested By**:	Li Xiongbin
EUT:	Wireless Access Point	**Model Number**:	L2533
Test Mode:	MIMO TX 11N20 5280MHz Mode	**Power Supply**:	AC 120V/60Hz
Condition:	Temp:22.5°C;Humi:54.1%	**Test Site**:	DDT 3# Chamber
File Path:	d:\ts\2025 report date\Q25092316-2E\FCC Above 1G 5G\118		
Memo:	Sample Numble:S25092316-004 Power Setting:20.5		

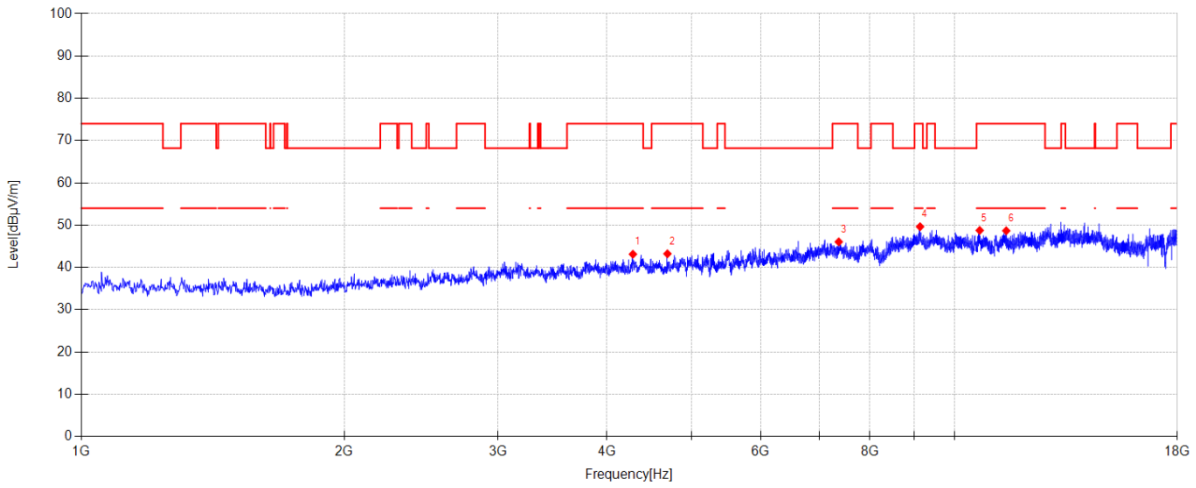

Suspected Data List										
NO.	Freq. [MHz]	Reading [dBµV/m]	Antenna Factor [dB]	Cable loss [dB]	AMP [dB]	Level [dBµV/m]	Limit [dBµV/m]	Margin [dB]	Detector	Polarity
1	4282.700	46.54	31.72	4.60	-39.73	43.13	74.00	30.87	PK	Vertical
2	4690.700	46.82	31.37	4.81	-39.77	43.23	74.00	30.77	PK	Vertical
3	7369.900	42.97	36.88	6.07	-39.86	46.06	74.00	27.94	PK	Vertical
4	9132.800	42.67	38.66	7.06	-38.75	49.64	74.00	24.36	PK	Vertical
5	10688.300	41.72	39.46	7.21	-39.63	48.76	74.00	25.24	PK	Vertical
6	11463.500	41.67	39.17	7.44	-39.60	48.68	74.00	25.32	PK	Vertical

Note:
1. Level = Reading + Cable loss + Antenna Factor + AMP
2. If Peak Result complies with AV limit, AV Result is deemed to comply with AV limit.
3. Test setup: RBW: 1 MHz, VBW: 3 MHz, Sweep time: auto.

TR-4-E-009 Radiated Emission Test Result

Test Date:	2025-10-25	**Tested By**:	Li Xiongbin
EUT:	Wireless Access Point	**Model Number**:	L2533
Test Mode:	MIMO TX 11N20 5320MHz Mode	**Power Supply**:	AC 120V/60Hz
Condition:	Temp:22.5°C;Humi:54.1%	**Test Site**:	DDT 3# Chamber
File Path:	d:\ts\2025 report date\Q25092316-2E\FCC Above 1G 5G\25		
Memo:	Sample Numble:S25092316-004 Power Setting:20.5		

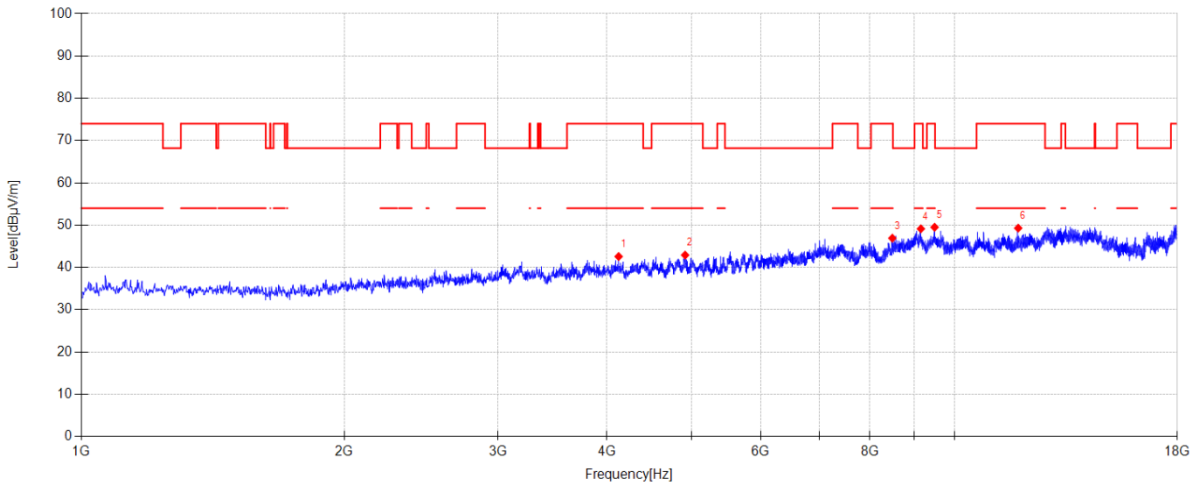

Suspected Data List										
NO.	Freq. [MHz]	Reading [dBµV/m]	Antenna Factor [dB]	Cable loss [dB]	AMP [dB]	Level [dBµV/m]	Limit [dBµV/m]	Margin [dB]	Detector	Polarity
1	4124.600	46.47	31.30	4.52	-39.71	42.58	74.00	31.42	PK	Horizontal
2	4915.100	44.69	33.10	4.92	-39.79	42.92	74.00	31.08	PK	Horizontal
3	8490.200	41.73	37.76	6.64	-39.21	46.92	74.00	27.08	PK	Horizontal
4	9153.200	41.89	38.96	7.06	-38.77	49.14	74.00	24.86	PK	Horizontal
5	9489.800	42.77	38.76	7.12	-39.14	49.51	74.00	24.49	PK	Horizontal
6	11830.700	42.70	38.57	7.63	-39.60	49.30	74.00	24.70	PK	Horizontal

Note:
1. Level = Reading + Cable loss + Antenna Factor + AMP
2. If Peak Result complies with AV limit, AV Result is deemed to comply with AV limit.
3. Test setup: RBW: 1 MHz, VBW: 3 MHz, Sweep time: auto.

TR-4-E-009 Radiated Emission Test Result

Test Date:	2025-10-25	**Tested By**:	Li Xiongbin
EUT:	Wireless Access Point	**Model Number**:	L2533
Test Mode:	MIMO TX 11N20 5320MHz Mode	**Power Supply**:	AC 120V/60Hz
Condition:	Temp:22.5°C;Humi:54.1%	**Test Site**:	DDT 3# Chamber
File Path:	d:\ts\2025 report date\Q25092316-2E\FCC Above 1G 5G\26		
Memo:	Sample Numble:S25092316-004 Power Setting:20.5		

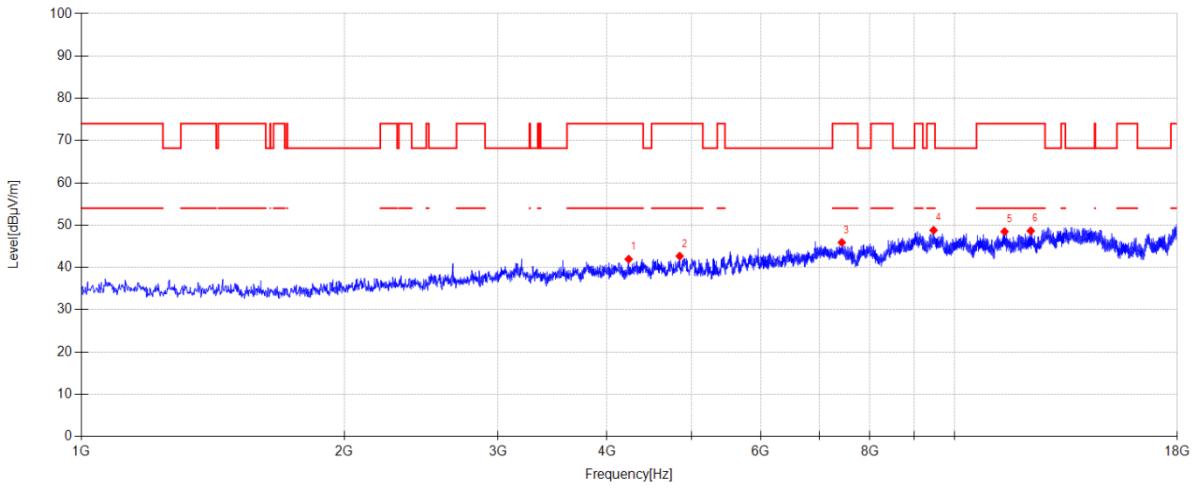

Suspected Data List										
NO.	Freq. [MHz]	Reading [dBµV/m]	Antenna Factor [dB]	Cable loss [dB]	AMP [dB]	Level [dBµV/m]	Limit [dBµV/m]	Margin [dB]	Detector	Polarity
1	4235.100	45.96	31.14	4.58	-39.72	41.96	74.00	32.04	PK	Vertical
2	4845.400	44.75	32.83	4.88	-39.78	42.68	74.00	31.32	PK	Vertical
3	7429.400	43.04	36.64	6.09	-39.86	45.91	74.00	28.09	PK	Vertical
4	9464.300	42.39	38.40	7.12	-39.11	48.80	74.00	25.20	PK	Vertical
5	11412.500	40.98	39.68	7.41	-39.60	48.47	74.00	25.53	PK	Vertical
6	12228.500	41.10	39.26	7.70	-39.42	48.64	74.00	25.36	PK	Vertical

Note:
1. Level = Reading + Cable loss + Antenna Factor + AMP
2. If Peak Result complies with AV limit, AV Result is deemed to comply with AV limit.
3. Test setup: RBW: 1 MHz, VBW: 3 MHz, Sweep time: auto.

TR-4-E-009 Radiated Emission Test Result

Test Date:	2025-10-25	**Tested By**:	Li Xiongbin
EUT:	Wireless Access Point	**Model Number**:	L2533
Test Mode:	MIMO TX 11N20 5500MHz Mode	**Power Supply**:	AC 120V/60Hz
Condition:	Temp:22.5°C;Humi:54.1%	**Test Site**:	DDT 3# Chamber
File Path:	d:\ts\2025 report date\Q25092316-2E\FCC Above 1G 5G\27		
Memo:	Sample Numble:S25092316-004 Power Setting:20.5		

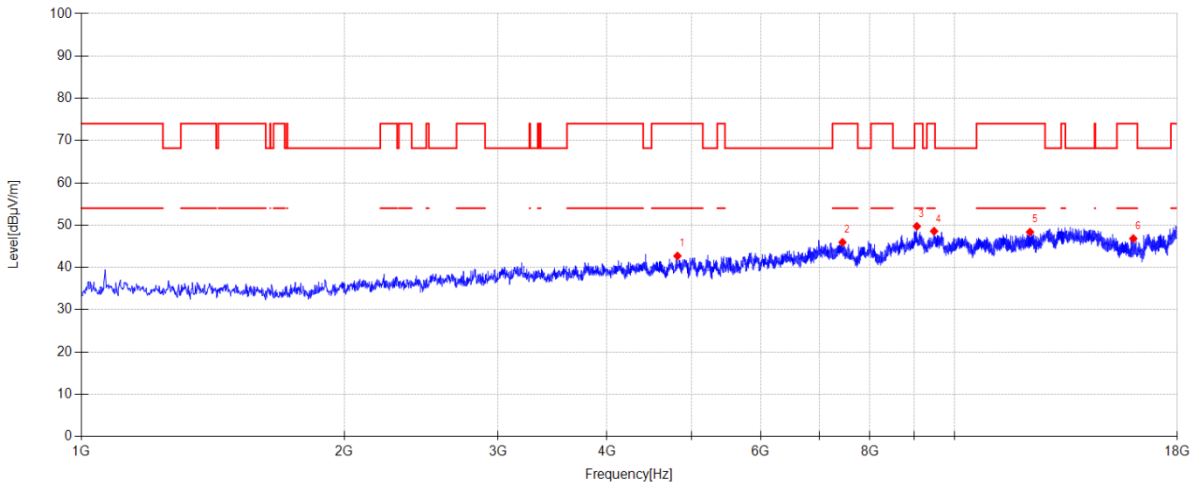

Suspected Data List										
NO.	Freq. [MHz]	Reading [dBµV/m]	Antenna Factor [dB]	Cable loss [dB]	AMP [dB]	Level [dBµV/m]	Limit [dBµV/m]	Margin [dB]	Detector	Polarity
1	4816.500	45.27	32.36	4.87	-39.78	42.72	74.00	31.28	PK	Horizontal
2	7443.000	43.11	36.61	6.09	-39.86	45.95	74.00	28.05	PK	Horizontal
3	9056.300	42.56	38.79	7.04	-38.66	49.73	74.00	24.27	PK	Horizontal
4	9477.900	41.99	38.59	7.12	-39.13	48.57	74.00	25.43	PK	Horizontal
5	12204.700	40.89	39.21	7.71	-39.44	48.37	74.00	25.63	PK	Horizontal
6	16026.300	39.45	38.03	8.92	-39.58	46.82	74.00	27.18	PK	Horizontal

Note:
1. Level = Reading + Cable loss + Antenna Factor + AMP
2. If Peak Result complies with AV limit, AV Result is deemed to comply with AV limit.
3. Test setup: RBW: 1 MHz, VBW: 3 MHz, Sweep time: auto.

TR-4-E-009 Radiated Emission Test Result

Test Date:	2025-10-25	**Tested By**:	Li Xiongbin
EUT:	Wireless Access Point	**Model Number**:	L2533
Test Mode:	MIMO TX 11N20 5500MHz Mode	**Power Supply**:	AC 120V/60Hz
Condition:	Temp:22.5°C;Humi:54.1%	**Test Site**:	DDT 3# Chamber
File Path:	d:\ts\2025 report date\Q25092316-2E\FCC Above 1G 5G\28		
Memo:	Sample Numble:S25092316-004 Power Setting:20.5		

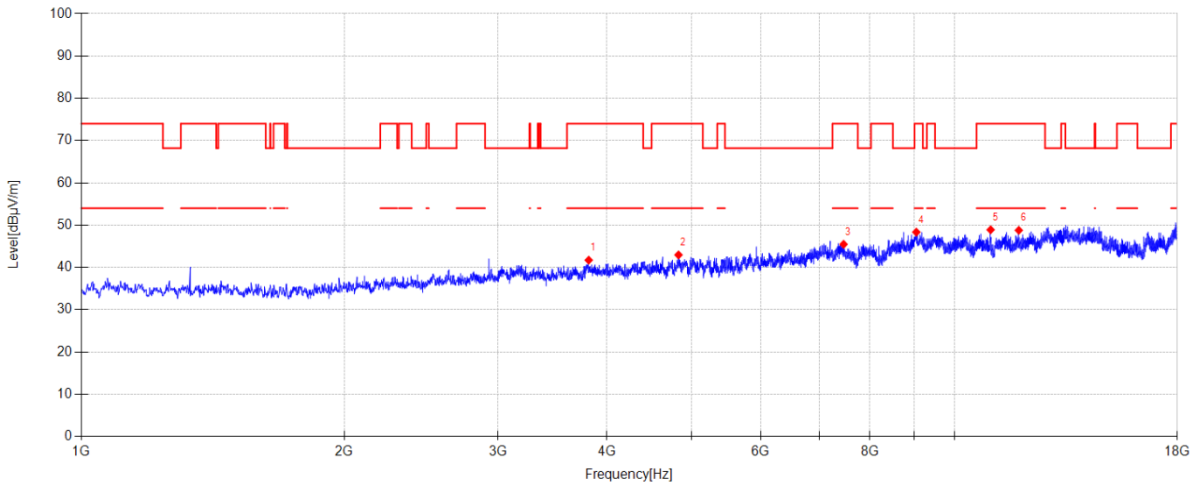

Suspected Data List										
NO.	Freq. [MHz]	Reading [dBµV/m]	Antenna Factor [dB]	Cable loss [dB]	AMP [dB]	Level [dBµV/m]	Limit [dBµV/m]	Margin [dB]	Detector	Polarity
1	3811.800	46.19	30.76	4.40	-39.62	41.73	74.00	32.27	PK	Vertical
2	4830.100	45.28	32.58	4.88	-39.78	42.96	74.00	31.04	PK	Vertical
3	7465.100	42.53	36.69	6.10	-39.85	45.47	74.00	28.53	PK	Vertical
4	9042.700	41.12	38.84	7.04	-38.65	48.35	74.00	25.65	PK	Vertical
5	11001.100	41.62	39.69	7.20	-39.60	48.91	74.00	25.09	PK	Vertical
6	11849.400	42.20	38.55	7.64	-39.60	48.79	74.00	25.21	PK	Vertical

Note:
1. Level = Reading + Cable loss + Antenna Factor + AMP
2. If Peak Result complies with AV limit, AV Result is deemed to comply with AV limit.
3. Test setup: RBW: 1 MHz, VBW: 3 MHz, Sweep time: auto.

TR-4-E-009 Radiated Emission Test Result

Test Date:	2025-11-23	**Tested By**:	Li Xiongbin
EUT:	Wireless Access Point	**Model Number**:	L2533
Test Mode:	MIMO TX 11N20 5580MHz Mode	**Power Supply**:	AC 120V/60Hz
Condition:	Temp:22.5°C;Humi:54.1%	**Test Site**:	DDT 3# Chamber
File Path:	d:\ts\2025 report date\Q25092316-2E\FCC Above 1G 5G\119		
Memo:	Sample Numble:S25092316-004 Power Setting:20.5		

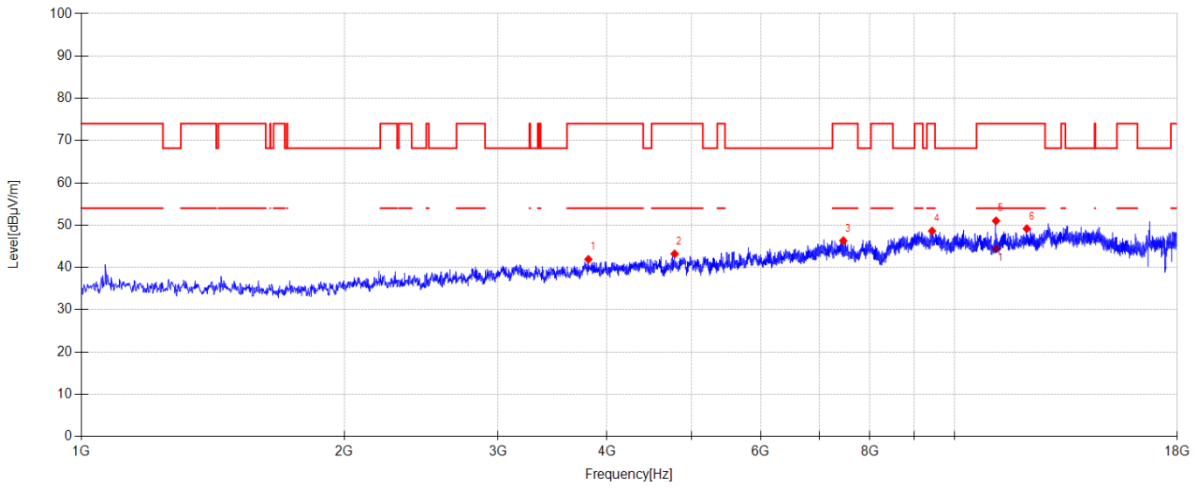

Suspected Data List										
NO.	Freq. [MHz]	Reading [dBµV/m]	Antenna Factor [dB]	Cable loss [dB]	AMP [dB]	Level [dBµV/m]	Limit [dBµV/m]	Margin [dB]	Detector	Polarity
1	3808.400	46.34	30.80	4.40	-39.62	41.92	74.00	32.08	PK	Horizontal
2	4780.800	45.99	32.14	4.85	-39.78	43.20	74.00	30.80	PK	Horizontal
3	7460.000	43.41	36.66	6.10	-39.85	46.32	74.00	27.68	PK	Horizontal
4	9426.900	42.15	38.43	7.11	-39.07	48.62	74.00	25.38	PK	Horizontal
5	11159.200	44.50	38.84	7.28	-39.60	51.02	74.00	22.98	PK	Horizontal
6	12102.700	41.48	39.49	7.71	-39.52	49.16	74.00	24.84	PK	Horizontal

Final Data List									
NO.	Freq. [MHz]	Reading [dBµV/m]	Antenna Factor [dB]	Cable loss [dB]	Level [dBµV/m]	Limit [dBµV/m]	Margin [dB]	Detector	Polarity
1	11159.200	37.856	38.84	7.28	44.38	54.00	9.62	AV	Horizontal

Note:
1. Level = Reading + Cable loss + Antenna Factor + AMP
2. If Peak Result complies with AV limit, AV Result is deemed to comply with AV limit.
3. Test setup: RBW: 1 MHz, VBW: 3 MHz, Sweep time: auto.

TR-4-E-009 Radiated Emission Test Result

Test Date:	2025-11-23	**Tested By**:	Li Xiongbin
EUT:	Wireless Access Point	**Model Number**:	L2533
Test Mode:	MIMO TX 11N20 5580MHz Mode	**Power Supply**:	AC 120V/60Hz
Condition:	Temp:22.5°C;Humi:54.1%	**Test Site**:	DDT 3# Chamber
File Path:	d:\ts\2025 report date\Q25092316-2E\FCC Above 1G 5G\120		
Memo:	Sample Numble:S25092316-004 Power Setting:20.5		

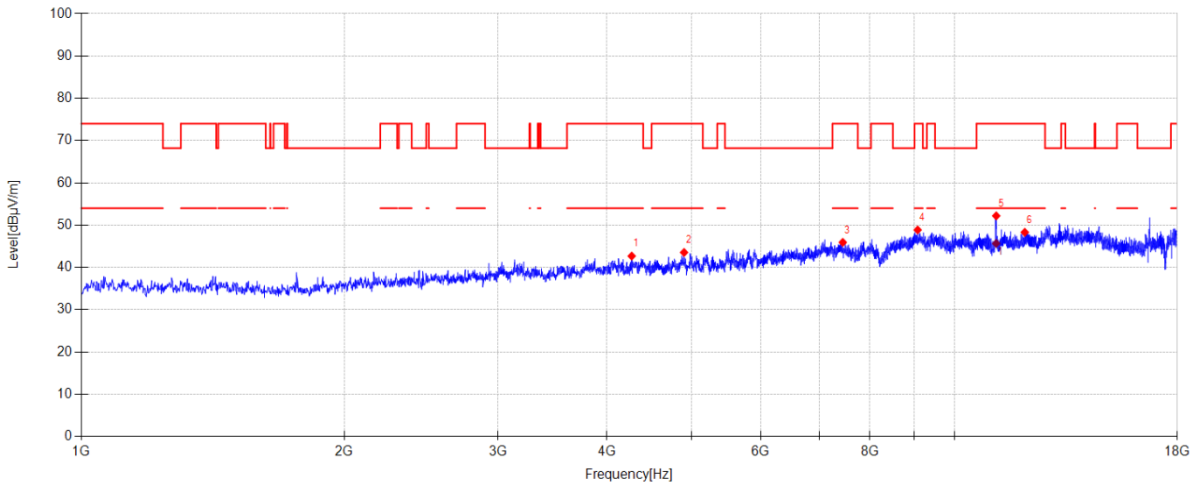

Suspected Data List										
NO.	Freq. [MHz]	Reading [dBµV/m]	Antenna Factor [dB]	Cable loss [dB]	AMP [dB]	Level [dBµV/m]	Limit [dBµV/m]	Margin [dB]	Detector	Polarity
1	4269.100	46.32	31.51	4.59	-39.73	42.69	74.00	31.31	PK	Vertical
2	4901.500	45.33	33.10	4.91	-39.79	43.55	74.00	30.45	PK	Vertical
3	7449.800	43.10	36.60	6.09	-39.86	45.93	74.00	28.07	PK	Vertical
4	9075.000	42.06	38.45	7.04	-38.68	48.87	74.00	25.13	PK	Vertical
5	11164.300	45.67	38.84	7.29	-39.60	52.20	74.00	21.80	PK	Vertical
6	12038.100	40.98	39.19	7.72	-39.57	48.32	74.00	25.68	PK	Vertical

Final Data List									
NO.	Freq. [MHz]	Reading [dBµV/m]	Antenna Factor [dB]	Cable loss [dB]	Level [dBµV/m]	Limit [dBµV/m]	Margin [dB]	Detector	Polarity
1	11162.276	39.14	38.84	7.29	45.67	54.00	8.33	AV	Vertical

Note:
1. Level = Reading + Cable loss + Antenna Factor + AMP
2. If Peak Result complies with AV limit, AV Result is deemed to comply with AV limit.
3. Test setup: RBW: 1 MHz, VBW: 3 MHz, Sweep time: auto.

TR-4-E-009 Radiated Emission Test Result

Test Date:	2025-10-25	**Tested By**:	Li Xiongbin
EUT:	Wireless Access Point	**Model Number**:	L2533
Test Mode:	MIMO TX 11N20 5700MHz Mode	**Power Supply**:	AC 120V/60Hz
Condition:	Temp:22.5°C;Humi:54.1%	**Test Site**:	DDT 3# Chamber
File Path:	d:\ts\2025 report date\Q25092316-2E\FCC Above 1G 5G\29		
Memo:	Sample Numble:S25092316-004 Power Setting:20.5		

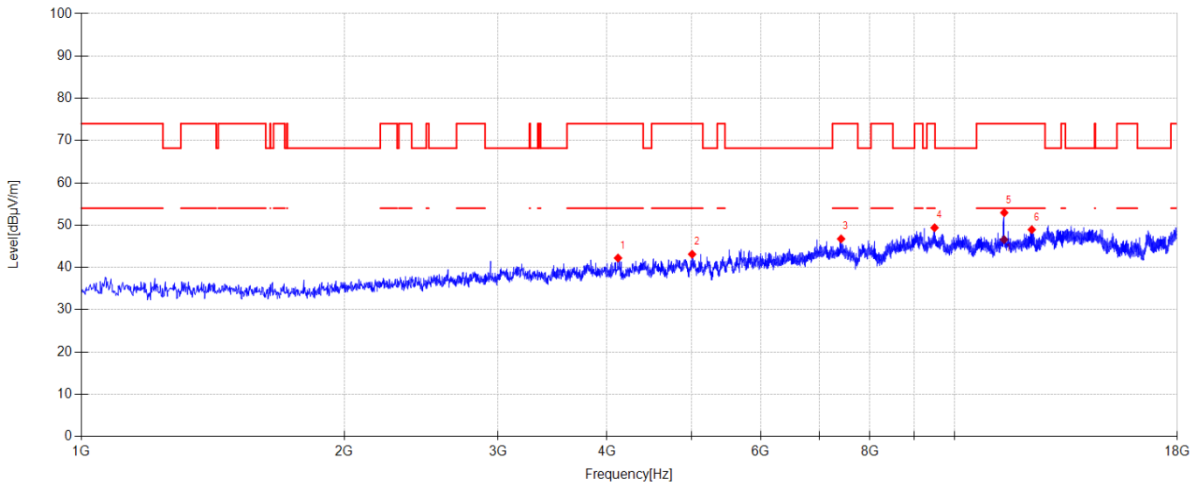

Suspected Data List										
NO.	Freq. [MHz]	Reading [dBµV/m]	Antenna Factor [dB]	Cable loss [dB]	AMP [dB]	Level [dBµV/m]	Limit [dBµV/m]	Margin [dB]	Detector	Polarity
1	4117.800	46.18	31.24	4.52	-39.71	42.23	74.00	31.77	PK	Horizontal
2	5006.900	44.95	33.01	4.96	-39.80	43.12	74.00	30.88	PK	Horizontal
3	7415.800	43.87	36.67	6.08	-39.86	46.76	74.00	27.24	PK	Horizontal
4	9489.800	42.65	38.76	7.12	-39.14	49.39	74.00	24.61	PK	Horizontal
5	11404.000	45.37	39.76	7.41	-39.60	52.94	74.00	21.06	PK	Horizontal
6	12262.500	41.30	39.33	7.70	-39.39	48.94	74.00	25.06	PK	Horizontal

Final Data List									
NO.	Freq. [MHz]	Reading [dBµV/m]	Antenna Factor [dB]	Cable loss [dB]	Level [dBµV/m]	Limit [dBµV/m]	Margin [dB]	Detector	Polarity
1	11400.000	39.01	39.76	7.41	46.58	54.00	7.42	AV	Horizontal

Note:
1. Level = Reading + Cable loss + Antenna Factor + AMP
2. If Peak Result complies with AV limit, AV Result is deemed to comply with AV limit.
3. Test setup: RBW: 1 MHz, VBW: 3 MHz, Sweep time: auto.

TR-4-E-009 Radiated Emission Test Result

Test Date:	2025-10-25	**Tested By**:	Li Xiongbin
EUT:	Wireless Access Point	**Model Number**:	L2533
Test Mode:	MIMO TX 11N20 5700MHz Mode	**Power Supply**:	AC 120V/60Hz
Condition:	Temp:22.5°C;Humi:54.1%	**Test Site**:	DDT 3# Chamber
File Path:	d:\ts\2025 report date\Q25092316-2E\FCC Above 1G 5G\30		
Memo:	Sample Numble:S25092316-004 Power Setting:20.5		

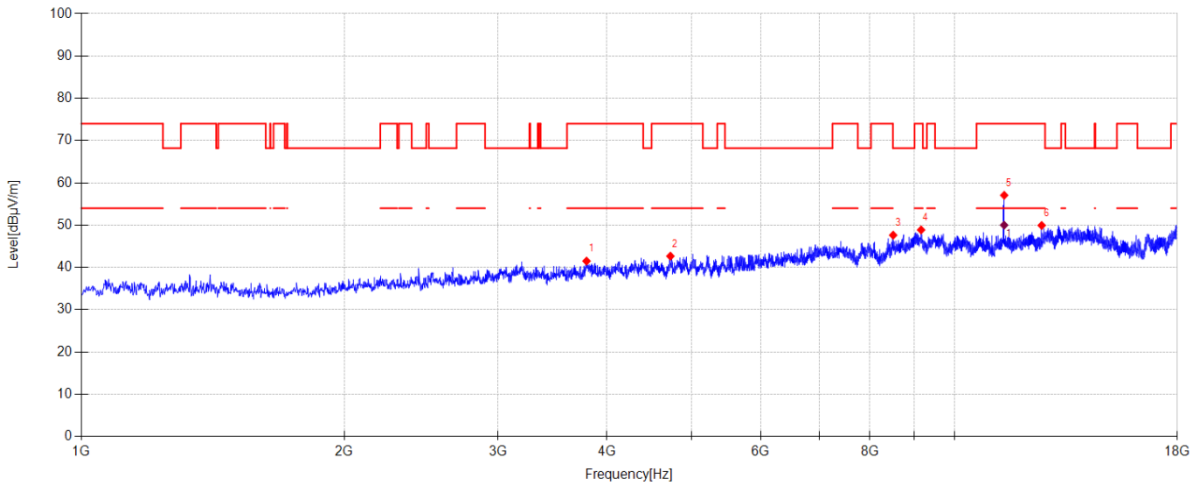

Suspected Data List										
NO.	Freq. [MHz]	Reading [dBµV/m]	Antenna Factor [dB]	Cable loss [dB]	AMP [dB]	Level [dBµV/m]	Limit [dBµV/m]	Margin [dB]	Detector	Polarity
1	3789.700	46.06	30.67	4.40	-39.62	41.51	74.00	32.49	PK	Vertical
2	4728.100	45.81	31.81	4.82	-39.77	42.67	74.00	31.33	PK	Vertical
3	8507.200	42.34	37.83	6.65	-39.19	47.63	68.20	20.57	PK	Vertical
4	9158.300	41.69	38.90	7.06	-38.77	48.88	74.00	25.12	PK	Vertical
5	11402.300	49.48	39.78	7.41	-39.60	57.07	74.00	16.93	PK	Vertical
6	12587.200	42.21	39.18	7.68	-39.13	49.94	74.00	24.06	PK	Vertical

Final Data List									
NO.	Freq. [MHz]	Reading [dBµV/m]	Antenna Factor [dB]	Cable loss [dB]	Level [dBµV/m]	Limit [dBµV/m]	Margin [dB]	Detector	Polarity
1	11399.828	42.42	39.78	7.41	50.01	54.00	3.99	AV	Vertical

Note:
1. Level = Reading + Cable loss + Antenna Factor + AMP
2. If Peak Result complies with AV limit, AV Result is deemed to comply with AV limit.
3. Test setup: RBW: 1 MHz, VBW: 3 MHz, Sweep time: auto.

TR-4-E-009 Radiated Emission Test Result

Test Date:	2025-10-27	**Tested By**:	Li Xiongbin
EUT:	Wireless Access Point	**Model Number**:	L2533
Test Mode:	MIMO TX 11N20 5745MHz Mode	**Power Supply**:	AC 120V/60Hz
Condition:	Temp:22.5°C;Humi:54.1%	**Test Site**:	DDT 3# Chamber
File Path:	d:\ts\2025 report date\Q25092316-2E\FCC Above 1G 5.8G\1		
Memo:	Sample Numble:S25092316-004 Power Setting:22		

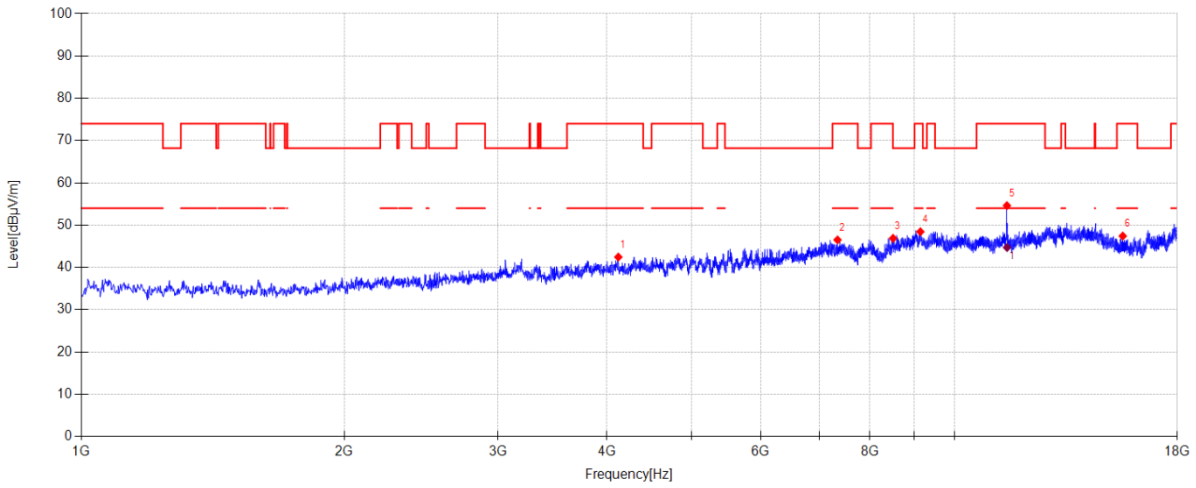

Suspected Data List										
NO.	Freq. [MHz]	Reading [dBµV/m]	Antenna Factor [dB]	Cable loss [dB]	AMP [dB]	Level [dBµV/m]	Limit [dBµV/m]	Margin [dB]	Detector	Polarity
1	4121.200	46.38	31.27	4.52	-39.71	42.46	74.00	31.54	PK	Horizontal
2	7346.100	43.32	37.00	6.06	-39.87	46.51	74.00	27.49	PK	Horizontal
3	8505.500	41.58	37.85	6.65	-39.19	46.89	68.20	21.31	PK	Horizontal
4	9141.300	41.32	38.83	7.06	-38.76	48.45	74.00	25.55	PK	Horizontal
5	11483.900	47.82	38.96	7.45	-39.60	54.63	74.00	19.37	PK	Horizontal
6	15587.700	39.20	38.94	8.44	-39.15	47.43	74.00	26.57	PK	Horizontal

Final Data List									
NO.	Freq. [MHz]	Reading [dBµV/m]	Antenna Factor [dB]	Cable loss [dB]	Level [dBµV/m]	Limit [dBµV/m]	Margin [dB]	Detector	Polarity
1	11487.868	37.91	38.96	7.45	44.72	54.00	9.28	AV	Horizontal

Note:
1. Level = Reading + Cable loss + Antenna Factor + AMP
2. If Peak Result complies with AV limit, AV Result is deemed to comply with AV limit.
3. Test setup: RBW: 1 MHz, VBW: 3 MHz, Sweep time: auto.

TR-4-E-009 Radiated Emission Test Result

Test Date:	2025-10-27	**Tested By**:	Li Xiongbin
EUT:	Wireless Access Point	**Model Number**:	L2533
Test Mode:	MIMO TX 11N20 5745MHz Mode	**Power Supply**:	AC 120V/60Hz
Condition:	Temp:22.5°C;Humi:54.1%	**Test Site**:	DDT 3# Chamber
File Path:	d:\ts\2025 report date\Q25092316-2E\FCC Above 1G 5.8G\2		
Memo:	Sample Numble:S25092316-004 Power Setting:22		

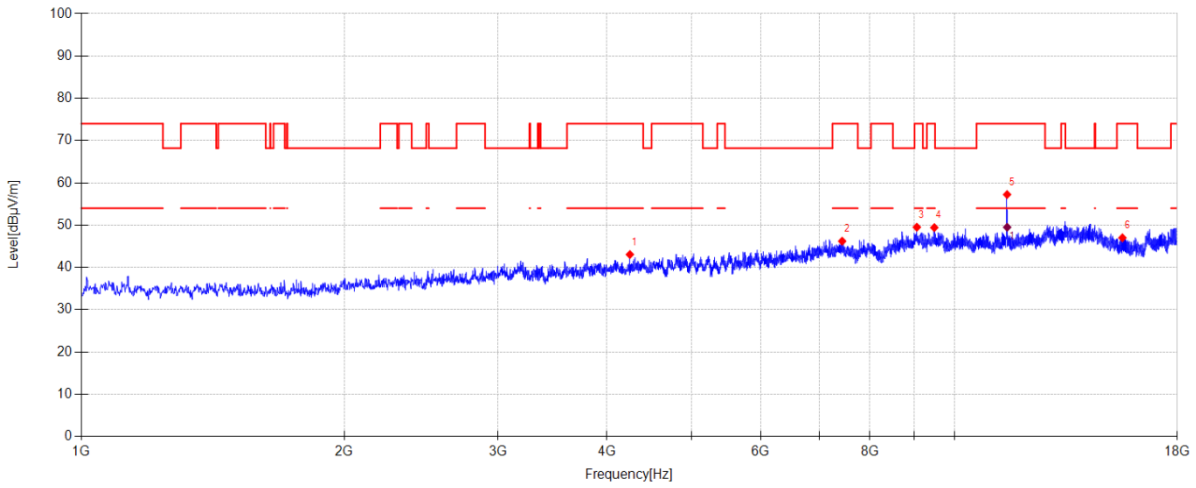

Suspected Data List										
NO.	Freq. [MHz]	Reading [dBµV/m]	Antenna Factor [dB]	Cable loss [dB]	AMP [dB]	Level [dBµV/m]	Limit [dBµV/m]	Margin [dB]	Detector	Polarity
1	4248.700	47.01	31.19	4.58	-39.72	43.06	74.00	30.94	PK	Vertical
2	7436.200	43.35	36.63	6.09	-39.86	46.21	74.00	27.79	PK	Vertical
3	9056.300	42.35	38.79	7.04	-38.66	49.52	74.00	24.48	PK	Vertical
4	9483.000	42.78	38.66	7.12	-39.13	49.43	74.00	24.57	PK	Vertical
5	11489.000	50.48	38.91	7.45	-39.60	57.24	74.00	16.76	PK	Vertical
6	15572.400	38.86	38.86	8.42	-39.13	47.01	74.00	26.99	PK	Vertical

Final Data List									
NO.	Freq. [MHz]	Reading [dBµV/m]	Antenna Factor [dB]	Cable loss [dB]	Level [dBµV/m]	Limit [dBµV/m]	Margin [dB]	Detector	Polarity
1	11490.536	42.75	38.91	7.45	49.51	54.00	4.49	AV	Vertical

Note:
1. Level = Reading + Cable loss + Antenna Factor + AMP
2. If Peak Result complies with AV limit, AV Result is deemed to comply with AV limit.
3. Test setup: RBW: 1 MHz, VBW: 3 MHz, Sweep time: auto.

TR-4-E-009 Radiated Emission Test Result

Test Date:	2025-10-27	**Tested By**:	Li Xiongbin
EUT:	Wireless Access Point	**Model Number**:	L2533
Test Mode:	MIMO TX 11N20 5785MHz Mode	**Power Supply**:	AC 120V/60Hz
Condition:	Temp:22.5°C;Humi:54.1%	**Test Site**:	DDT 3# Chamber
File Path:	d:\ts\2025 report date\Q25092316-2E\FCC Above 1G 5.8G\3		
Memo:	Sample Numble:S25092316-004 Power Setting:22		

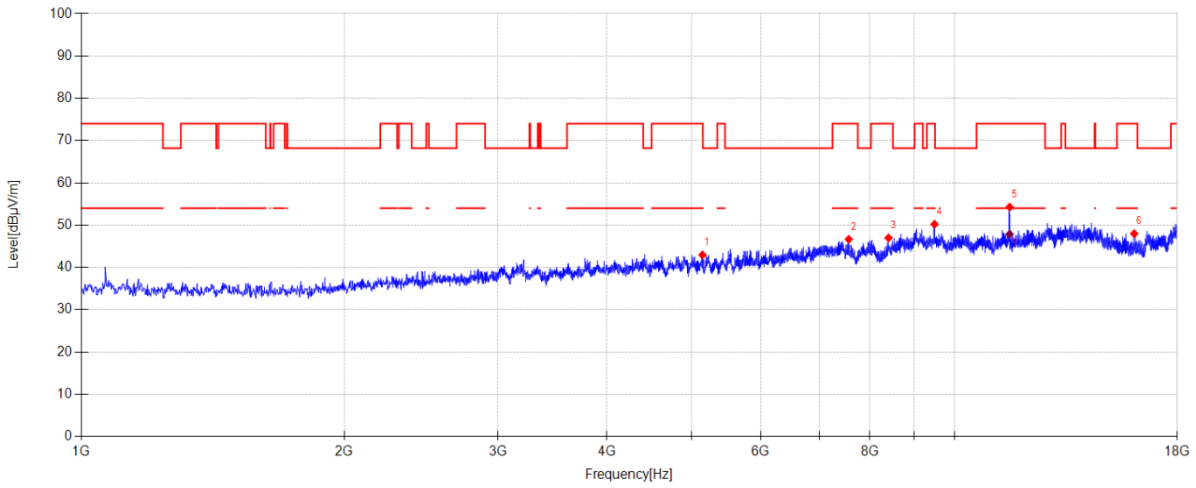

Suspected Data List

NO.	Freq. [MHz]	Reading [dBµV/m]	Antenna Factor [dB]	Cable loss [dB]	AMP [dB]	Level [dBµV/m]	Limit [dBµV/m]	Margin [dB]	Detector	Polarity
1	5144.600	44.84	32.86	5.03	-39.77	42.96	74.00	31.04	PK	Horizontal
2	7567.100	44.17	36.20	6.13	-39.84	46.66	74.00	27.34	PK	Horizontal
3	8403.500	42.06	37.67	6.57	-39.32	46.98	74.00	27.02	PK	Horizontal
4	9488.100	43.51	38.73	7.12	-39.14	50.22	74.00	23.78	PK	Horizontal
5	11568.900	47.71	38.66	7.50	-39.60	54.27	74.00	19.73	PK	Horizontal
6	16065.400	40.53	38.07	8.94	-39.55	47.99	74.00	26.01	PK	Horizontal

Final Data List

NO.	Freq. [MHz]	Reading [dBµV/m]	Antenna Factor [dB]	Cable loss [dB]	Level [dBµV/m]	Limit [dBµV/m]	Margin [dB]	Detector	Polarity
1	11568.980	41.31	38.66	7.50	47.87	54.00	6.13	AV	Horizontal

Note:
1. Level = Reading + Cable loss + Antenna Factor + AMP
2. If Peak Result complies with AV limit, AV Result is deemed to comply with AV limit.
3. Test setup: RBW: 1 MHz, VBW: 3 MHz, Sweep time: auto.

TR-4-E-009 Radiated Emission Test Result

Test Date:	2025-10-27	**Tested By**:	Li Xiongbin
EUT:	Wireless Access Point	**Model Number**:	L2533
Test Mode:	MIMO TX 11N20 5785MHz Mode	**Power Supply**:	AC 120V/60Hz
Condition:	Temp:22.5°C;Humi:54.1%	**Test Site**:	DDT 3# Chamber
File Path:	d:\ts\2025 report date\Q25092316-2E\FCC Above 1G 5.8G\4		
Memo:	Sample Numble:S25092316-004 Power Setting:22		

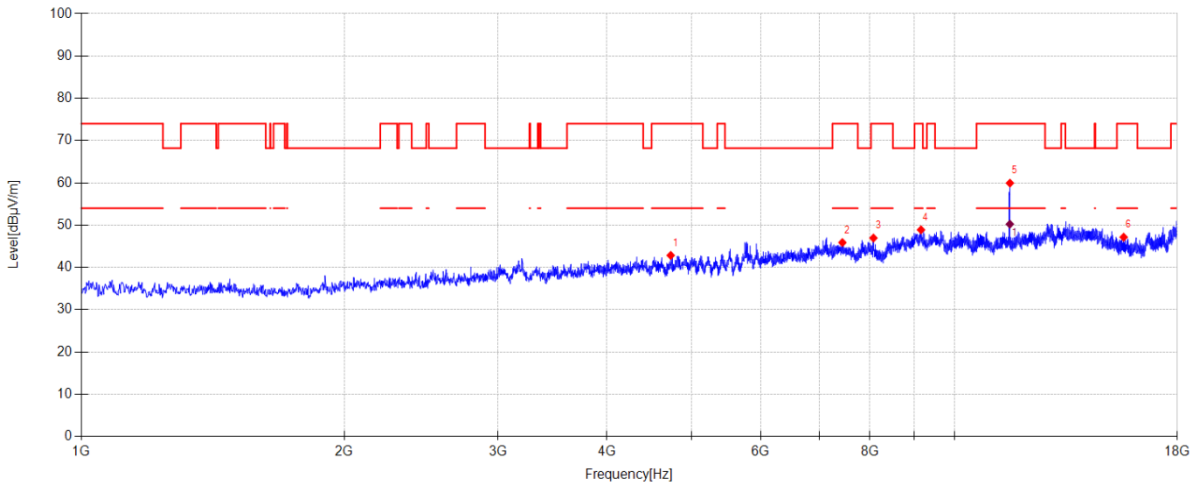

Suspected Data List

NO.	Freq. [MHz]	Reading [dBµV/m]	Antenna Factor [dB]	Cable loss [dB]	AMP [dB]	Level [dBµV/m]	Limit [dBµV/m]	Margin [dB]	Detector	Polarity
1	4731.500	45.92	31.87	4.83	-39.77	42.85	74.00	31.15	PK	Vertical
2	7441.300	43.04	36.62	6.09	-39.86	45.89	74.00	28.11	PK	Vertical
3	8077.100	43.14	37.21	6.32	-39.71	46.96	74.00	27.04	PK	Vertical
4	9156.600	41.69	38.92	7.06	-38.77	48.90	74.00	25.10	PK	Vertical
5	11575.700	53.40	38.65	7.50	-39.60	59.95	74.00	14.05	PK	Vertical
6	15623.400	38.99	38.88	8.48	-39.19	47.16	74.00	26.84	PK	Vertical

Final Data List

NO.	Freq. [MHz]	Reading [dBµV/m]	Antenna Factor [dB]	Cable loss [dB]	Level [dBµV/m]	Limit [dBµV/m]	Margin [dB]	Detector	Polarity
1	11573.052	43.69	38.65	7.50	50.24	NA	NA	AV	Vertical

Note:
1. Level = Reading + Cable loss + Antenna Factor + AMP
2. If Peak Result complies with AV limit, AV Result is deemed to comply with AV limit.
3. Test setup: RBW: 1 MHz, VBW: 3 MHz, Sweep time: auto.

TR-4-E-009 Radiated Emission Test Result

Test Date:	2025-10-27	**Tested By**:	Li Xiongbin
EUT:	Wireless Access Point	**Model Number**:	L2533
Test Mode:	MIMO TX 11N20 5825MHz Mode	**Power Supply**:	AC 120V/60Hz
Condition:	Temp:22.5°C;Humi:54.1%	**Test Site**:	DDT 3# Chamber
File Path:	d:\ts\2025 report date\Q25092316-2E\FCC Above 1G 5.8G\5		
Memo:	Sample Numble:S25092316-004 Power Setting:22		

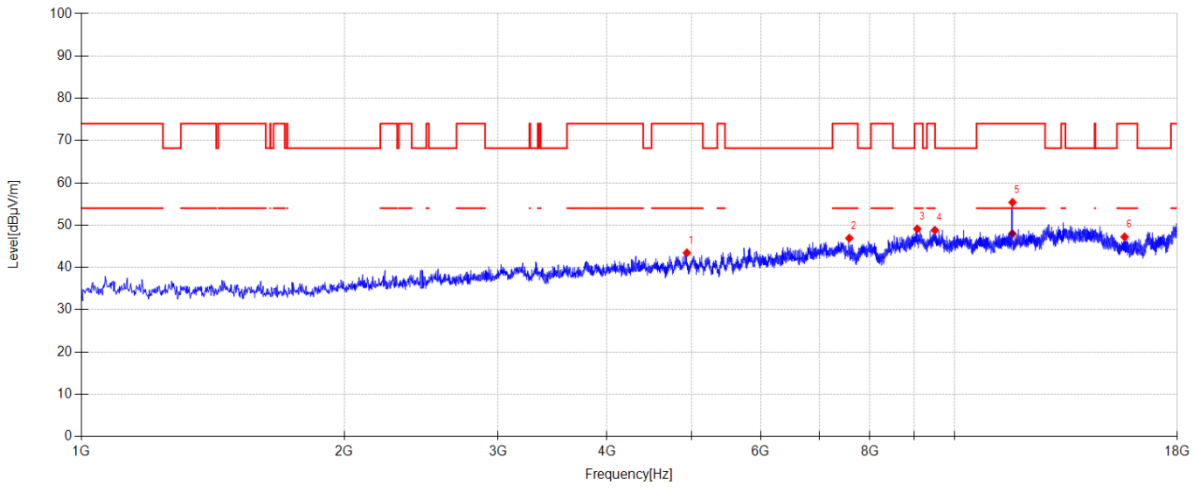

Suspected Data List

NO.	Freq. [MHz]	Reading [dBµV/m]	Antenna Factor [dB]	Cable loss [dB]	AMP [dB]	Level [dBµV/m]	Limit [dBµV/m]	Margin [dB]	Detector	Polarity
1	4937.200	45.22	33.10	4.93	-39.79	43.46	74.00	30.54	PK	Horizontal
2	7577.300	44.43	36.20	6.13	-39.84	46.92	74.00	27.08	PK	Horizontal
3	9064.800	42.11	38.63	7.04	-38.67	49.11	74.00	24.89	PK	Horizontal
4	9494.900	41.99	38.83	7.12	-39.14	48.80	74.00	25.20	PK	Horizontal
5	11652.200	48.90	38.55	7.54	-39.60	55.39	74.00	18.61	PK	Horizontal
6	15660.800	39.23	38.70	8.52	-39.23	47.22	74.00	26.78	PK	Horizontal

Final Data List

NO.	Freq. [MHz]	Reading [dBµV/m]	Antenna Factor [dB]	Cable loss [dB]	Level [dBµV/m]	Limit [dBµV/m]	Margin [dB]	Detector	Polarity
1	11649.544	41.50	38.55	7.54	47.99	54.00	6.01	AV	Horizontal

Note:
1. Level = Reading + Cable loss + Antenna Factor + AMP
2. If Peak Result complies with AV limit, AV Result is deemed to comply with AV limit.
3. Test setup: RBW: 1 MHz, VBW: 3 MHz, Sweep time: auto.

TR-4-E-009 Radiated Emission Test Result

Test Date:	2025-10-27	**Tested By**:	Li Xiongbin
EUT:	Wireless Access Point	**Model Number**:	L2533
Test Mode:	MIMO TX 11N20 5825MHz Mode	**Power Supply**:	AC 120V/60Hz
Condition:	Temp:22.5°C;Humi:54.1%	**Test Site**:	DDT 3# Chamber
File Path:	d:\ts\2025 report date\Q25092316-2E\FCC Above 1G 5.8G\6		
Memo:	Sample Numble:S25092316-004 Power Setting:22		

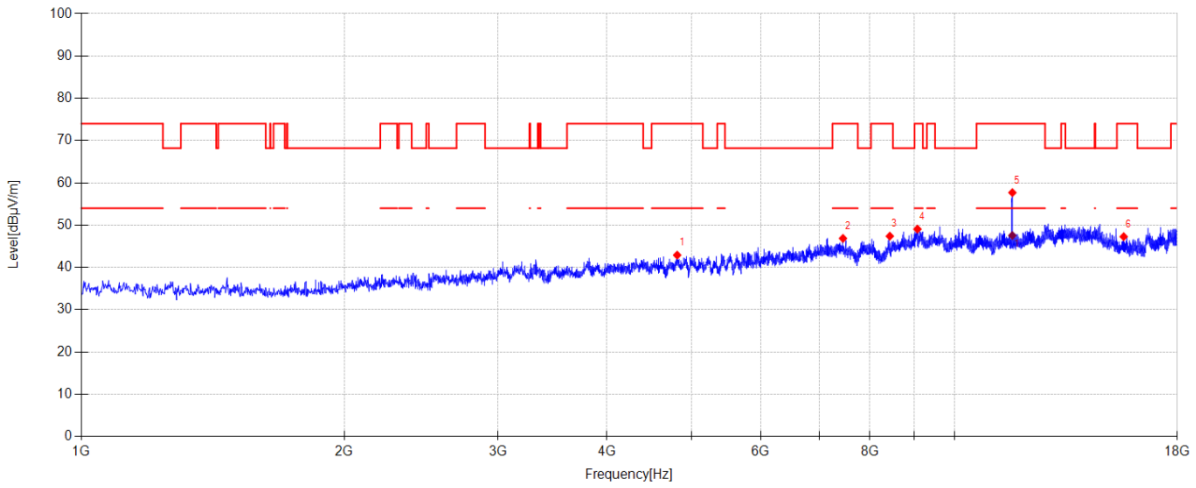

Suspected Data List										
NO.	Freq. [MHz]	Reading [dBµV/m]	Antenna Factor [dB]	Cable loss [dB]	AMP [dB]	Level [dBµV/m]	Limit [dBµV/m]	Margin [dB]	Detector	Polarity
1	4813.100	45.51	32.31	4.87	-39.78	42.91	74.00	31.09	PK	Vertical
2	7453.200	44.00	36.62	6.10	-39.85	46.87	74.00	27.13	PK	Vertical
3	8432.400	42.71	37.38	6.59	-39.28	47.40	74.00	26.60	PK	Vertical
4	9069.900	42.16	38.54	7.04	-38.68	49.06	74.00	24.94	PK	Vertical
5	11650.500	51.21	38.55	7.54	-39.60	57.70	74.00	16.30	PK	Vertical
6	15625.100	39.12	38.87	8.48	-39.19	47.28	74.00	26.72	PK	Vertical

Final Data List									
NO.	Freq. [MHz]	Reading [dBµV/m]	Antenna Factor [dB]	Cable loss [dB]	Level [dBµV/m]	Limit [dBµV/m]	Margin [dB]	Detector	Polarity
1	11649.452	41.07	38.55	7.54	47.56	54.00	6.44	AV	Vertical

Note:
1. Level = Reading + Cable loss + Antenna Factor + AMP
2. If Peak Result complies with AV limit, AV Result is deemed to comply with AV limit.
3. Test setup: RBW: 1 MHz, VBW: 3 MHz, Sweep time: auto.

13. Band Edge Compliance

13.1. Test equipment

Equipment	Manufacturer	Model No.	Serial No.	Cal Due To
High pass filter	Micro-Tronics	HPM50102	DDT-ZC00561	2026/03/28
Radiation disturbance fully automated test software	Tonscend	JS32-RE	DDT-ZC02739	/
Pre-amplifier	SONOMA	310N	DDT-ZC01969	2026/07/06
RF Cable	N/A	W24.02 HL-562	DDT-ZC04022	2026/03/28
RF cable	Yuhu Technology	JCTB810-NJ-NJ-9M	DDT-ZC02538	2026/03/28
RF cable	Zhongke Junchuang	JCT26S-NJ-NJ-1.5M	DDT-ZC02762	/
RF cable	Yuhu Technology	ZT26S-SMAJ-SMAJ-1M	DDT-ZC02037	2026/10/10
RF Cable	N/A	W13.02 AP1-X2	DDT-ZC04023	2026/03/28
Pre-amplifier	COM-POWER	PAM-840A	DDT-ZC01693	2026/03/28
Pre-amplifier	COM-POWER	PAM-118A	DDT-ZC01293	2026/08/10
EMI TEST RECEIVER	R&S	ESU26	DDT-ZC01909	2026/03/28
Micro-Tronics filters	REBES	BRM50702	DDT-ZC03242	/
High pass filter	Micro-Tronics	HPM50108	DDT-ZC00560	2026/03/28
High Pass filter	Xi'an Xingbo	XBLBQ-GTA67	DDT-ZC02179	2026/03/28
Micro-Tronics filters	REBES	BRM50716	DDT-ZC03240	/
Broad-Band Horn Antenna	Schwarzbeck	BBHA 9170	DDT-ZC00506	2026/04/01
Trilog Broadband Antenna	Schwarzbeck	VULB 9163	DDT-ZC02050	2026/07/25
Hochgewinn-Hornantenne	SCHWARZBECK	BBHA 9120 D	DDT-ZC02129	2026/08/11
Active Loop Antenna	Schwarzbeck	FMZB1519	DDT-ZC00524	2026/08/18
PSA Series Spectrum Analyzer	Agilent	E4447A	DDT-ZC00517	2026/03/28

13.2. Block diagram of test setup

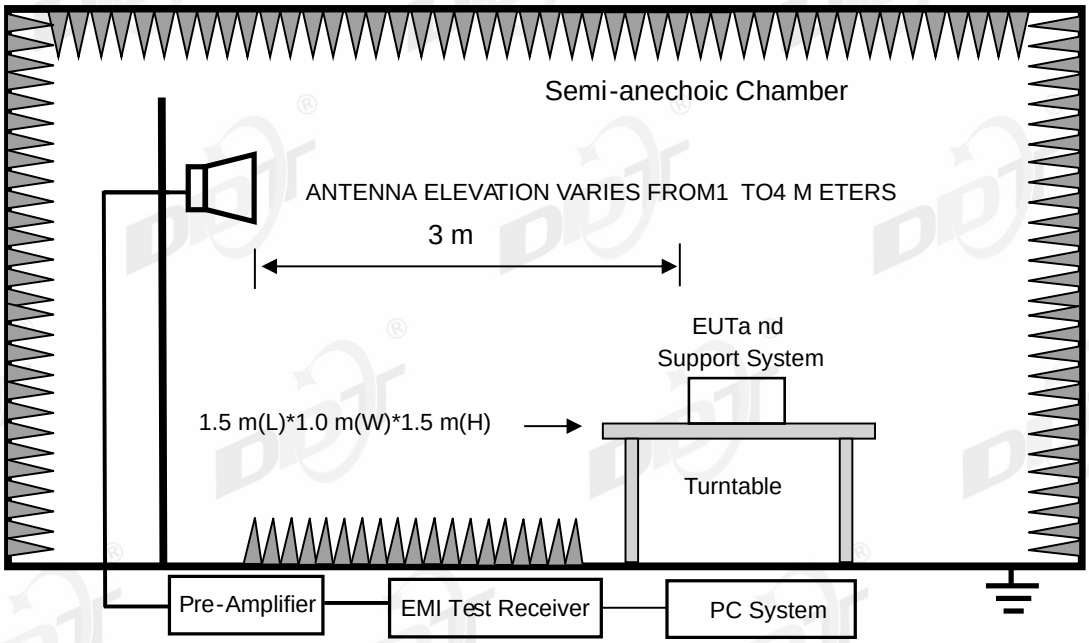

13.3. Limits

(1) For transmitters operating in the 5.15-5.25 GHz band: All emissions outside of the 5.15-5.35 GHz band shall not exceed an e.i.r.p. of −27 dBm/MHz.
(2) For transmitters operating in the 5.25-5.35 GHz band: All emissions outside of the 5.15-5.35 GHz band shall not exceed an e.i.r.p. of −27 dBm/MHz.
(3) For transmitters operating in the 5.47-5.725 GHz band: All emissions outside of the 5.47-5.725 GHz band shall not exceed an e.i.r.p. of −27 dBm/MHz.
(4) For transmitters operating solely in the 5.725-5.850 GHz band:
All emissions shall be limited to a level of −27 dBm/MHz at 75 MHz or more above or below the band edge increasing linearly to 10 dBm/MHz at 25 MHz above or below the band edge, and from 25 MHz above or below the band edge increasing linearly to a level of 15.6 dBm/MHz at 5 MHz above or below the band edge, and from 5 MHz above or below the band edge increasing linearly to a level of 27 dBm/MHz at the band edge.

13.4. Assistant equipment used for test

Assistant equipment	Manufacturer	Model number	Description	other
/	/	/	/	/

13.5. Test procedure

Same with Emissions in Restricted Frequency Bands except change investigated frequency range from 5.15-5.25 GHz, 5250-5350 GHz, 5470-5725 GHz, 5.725-5.85 GHz.
Remark: All restriction band have been tested, and only the worst case is shown in report.

13.6. Test result

PASS. (See below detailed test result)

13.7. Test data

TR-4-E-009 Radiated Emission Test Result

Test Date:	2025-10-25	**Tested By**:	Li Xiongbin
EUT:	Wireless Access Point	**Model Number**:	L2533
Test Mode:	ANT1 TX 11A 5180MHz Mode	**Power Supply**:	AC 120V/60Hz
Condition:	Temp:22.5°C;Humi:54.1%	**Test Site**:	DDT 3# Chamber
File Path:	d:\ts\2025 report date\Q25092316-2E\FCC Above 1G 5G\41		
Memo:	Sample Numble:S25092316-004 Power Setting:20		

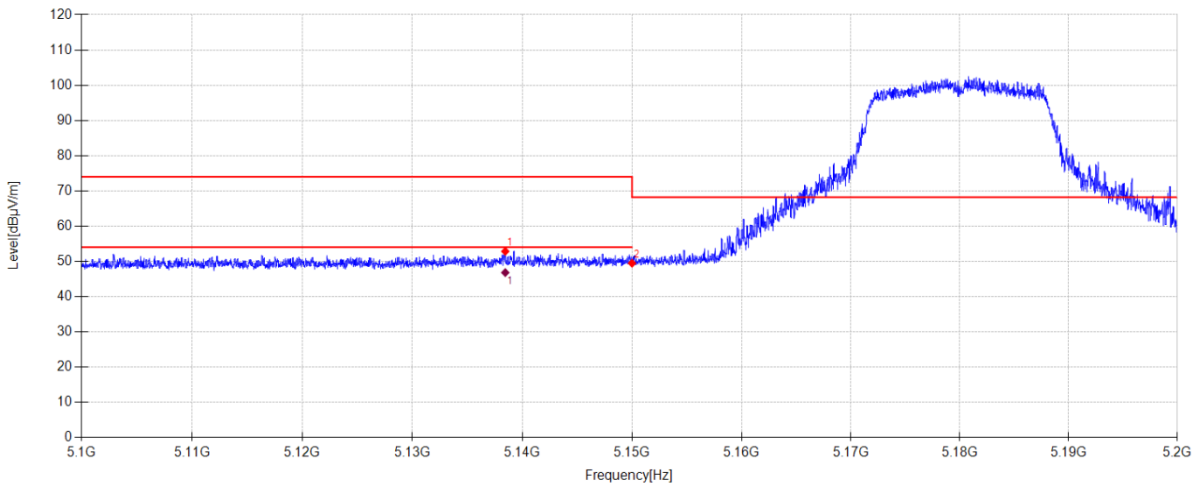

Suspected Data List										
NO.	Freq. [MHz]	Reading [dBµV/m]	Antenna Factor [dB]	Cable loss [dB]	AMP [dB]	Level [dBµV/m]	Limit [dBµV/m]	Margin [dB]	Detector	Polarity
1	5138.450	44.78	32.81	5.03	-29.77	52.85	74.00	21.15	PK	Horizontal
2	5150.000	41.31	32.90	5.04	-29.77	49.48	68.20	18.72	PK	Horizontal

Final Data List									
NO.	Freq. [MHz]	Reading [dBµV/m]	Antenna Factor [dB]	Cable loss [dB]	Level [dBµV/m]	Limit [dBµV/m]	Margin [dB]	Detector	Polarity
1	5138.450	38.76	32.81	5.03	46.83	54.00	7.17	AV	Horizontal

Note:
1. Level = Reading + Cable loss + Antenna Factor + AMP
2. If Peak Result complies with AV limit, AV Result is deemed to comply with AV limit.
3. Test setup: RBW: 1 MHz, VBW: 3 MHz, Sweep time: auto.

TR-4-E-009 Radiated Emission Test Result

Test Date:	2025-10-25	**Tested By**:	Li Xiongbin
EUT:	Wireless Access Point	**Model Number**:	L2533
Test Mode:	ANT1 TX 11A 5180MHz Mode	**Power Supply**:	AC 120V/60Hz
Condition:	Temp:22.5°C;Humi:54.1%	**Test Site**:	DDT 3# Chamber
File Path:	d:\ts\2025 report date\Q25092316-2E\FCC Above 1G 5G\42		
Memo:	Sample Numble:S25092316-004 Power Setting:20		

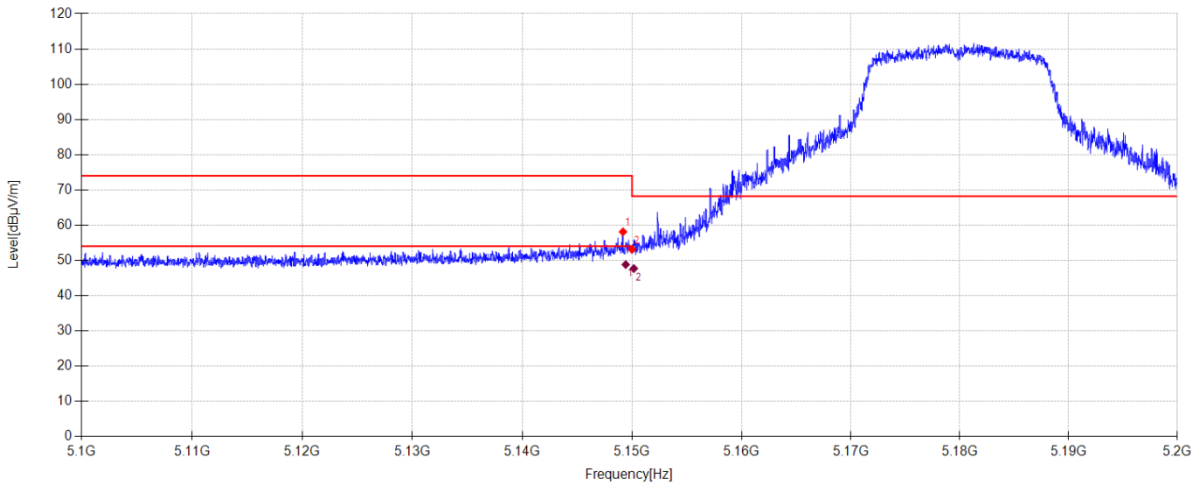

Suspected Data List										
NO.	Freq. [MHz]	Reading [dBµV/m]	Antenna Factor [dB]	Cable loss [dB]	AMP [dB]	Level [dBµV/m]	Limit [dBµV/m]	Margin [dB]	Detector	Polarity
1	5149.180	49.96	32.89	5.03	-29.77	58.11	74.00	15.89	PK	Vertical
2	5150.000	44.97	32.90	5.04	-29.77	53.14	68.20	15.06	PK	Vertical

Final Data List									
NO.	Freq. [MHz]	Reading [dBµV/m]	Antenna Factor [dB]	Cable loss [dB]	Level [dBµV/m]	Limit [dBµV/m]	Margin [dB]	Detector	Polarity
1	5149.424	40.67	32.89	5.03	48.82	54.00	5.18	AV	Vertical
2	5150.171	39.53	32.90	5.04	47.70	54.00	6.30	AV	Vertical

Note:
1. Level = Reading + Cable loss + Antenna Factor + AMP
2. If Peak Result complies with AV limit, AV Result is deemed to comply with AV limit.
3. Test setup: RBW: 1 MHz, VBW: 3 MHz, Sweep time: auto.

TR-4-E-009 Radiated Emission Test Result

Test Date:	2025-10-25	**Tested By**:	Li Xiongbin
EUT:	Wireless Access Point	**Model Number**:	L2533
Test Mode:	ANT1 TX 11A 5320MHz Mode	**Power Supply**:	AC 120V/60Hz
Condition:	Temp:22.5°C;Humi:54.1%	**Test Site**:	DDT 3# Chamber
File Path:	d:\ts\2025 report date\Q25092316-2E\FCC Above 1G 5G\43		
Memo:	Sample Numble:S25092316-004 Power Setting:20		

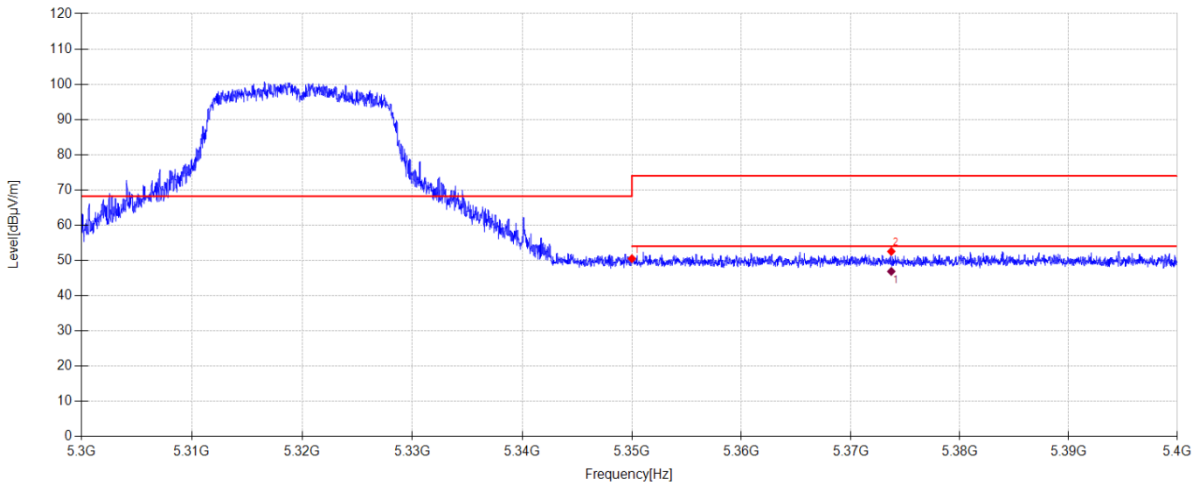

Suspected Data List										
NO.	Freq. [MHz]	Reading [dBµV/m]	Antenna Factor [dB]	Cable loss [dB]	AMP [dB]	Level [dBµV/m]	Limit [dBµV/m]	Margin [dB]	Detector	Polarity
1	5350.000	42.59	32.50	5.14	-29.73	50.50	68.20	17.70	PK	Horizontal
2	5373.720	44.43	32.69	5.15	-29.73	52.54	74.00	21.46	PK	Horizontal

Final Data List									
NO.	Freq. [MHz]	Reading [dBµV/m]	Antenna Factor [dB]	Cable loss [dB]	Level [dBµV/m]	Limit [dBµV/m]	Margin [dB]	Detector	Polarity
1	5373.720	38.77	32.69	5.15	46.88	54.00	7.12	AV	Horizontal

Note:
1. Level = Reading + Cable loss + Antenna Factor + AMP
2. If Peak Result complies with AV limit, AV Result is deemed to comply with AV limit.
3. Test setup: RBW: 1 MHz, VBW: 3 MHz, Sweep time: auto.

TR-4-E-009 Radiated Emission Test Result

Test Date:	2025-10-25	**Tested By**:	Li Xiongbin
EUT:	Wireless Access Point	**Model Number**:	L2533
Test Mode:	ANT1 TX 11A 5320MHz Mode	**Power Supply**:	AC 120V/60Hz
Condition:	Temp:22.5°C;Humi:54.1%	**Test Site**:	DDT 3# Chamber
File Path:	d:\ts\2025 report date\Q25092316-2E\FCC Above 1G 5G\44		
Memo:	Sample Numble:S25092316-004 Power Setting:20		

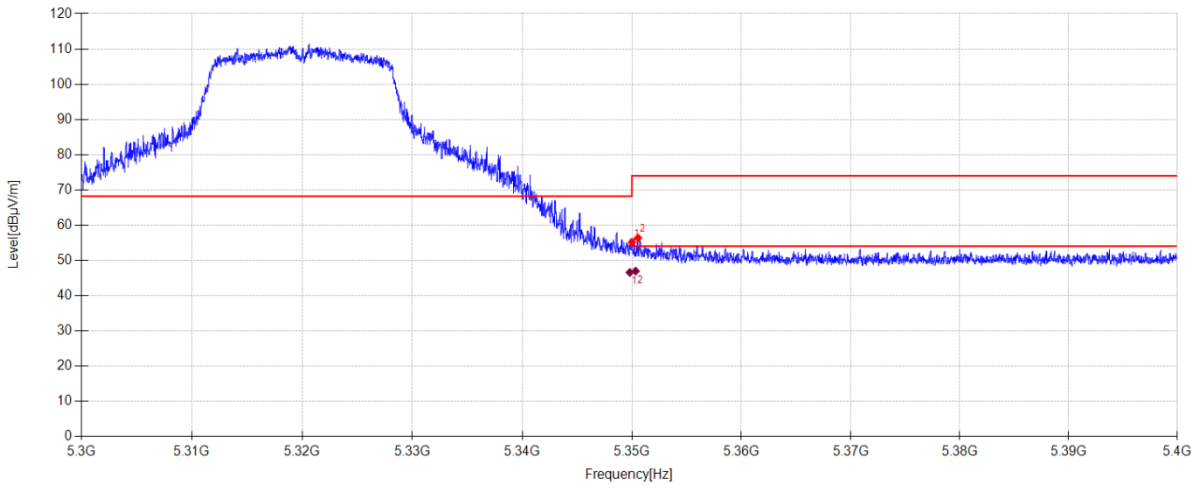

Suspected Data List										
NO.	Freq. [MHz]	Reading [dBµV/m]	Antenna Factor [dB]	Cable loss [dB]	AMP [dB]	Level [dBµV/m]	Limit [dBµV/m]	Margin [dB]	Detector	Polarity
1	5350.000	47.23	32.50	5.14	-29.73	55.14	68.20	13.06	PK	Vertical
2	5350.560	48.46	32.50	5.14	-29.73	56.37	74.00	17.63	PK	Vertical

Final Data List									
NO.	Freq. [MHz]	Reading [dBµV/m]	Antenna Factor [dB]	Cable loss [dB]	Level [dBµV/m]	Limit [dBµV/m]	Margin [dB]	Detector	Polarity
1	5349.812	38.67	32.50	5.14	46.58	54.00	7.42	AV	Vertical
2	5350.338	39.05	32.50	5.14	46.96	54.00	7.04	AV	Vertical

Note:
1. Level = Reading + Cable loss + Antenna Factor + AMP
2. If Peak Result complies with AV limit, AV Result is deemed to comply with AV limit.
3. Test setup: RBW: 1 MHz, VBW: 3 MHz, Sweep time: auto.

TR-4-E-009 Radiated Emission Test Result

Test Date:	2025-10-25	**Tested By**:	Li Xiongbin
EUT:	Wireless Access Point	**Model Number**:	L2533
Test Mode:	ANT1 TX 11A 5500MHz Mode	**Power Supply**:	AC 120V/60Hz
Condition:	Temp:22.5°C;Humi:54.1%	**Test Site**:	DDT 3# Chamber
File Path:	d:\ts\2025 report date\Q25092316-2E\FCC Above 1G 5G\45		
Memo:	Sample Numble:S25092316-004 Power Setting:20		

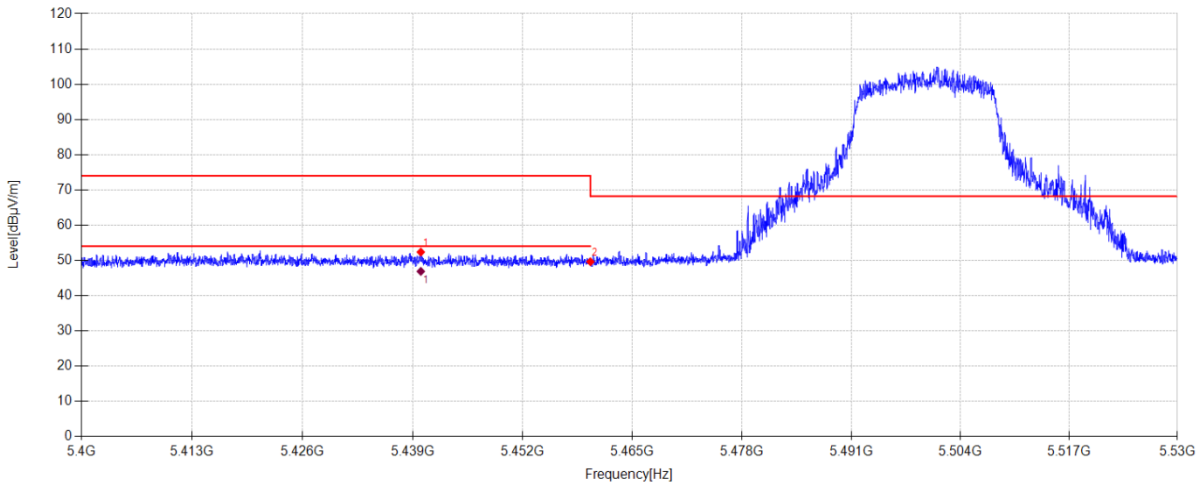

Suspected Data List										
NO.	Freq. [MHz]	Reading [dBµV/m]	Antenna Factor [dB]	Cable loss [dB]	AMP [dB]	Level [dBµV/m]	Limit [dBµV/m]	Margin [dB]	Detector	Polarity
1	5439.936	44.08	32.82	5.18	-29.71	52.37	74.00	21.63	PK	Horizontal
2	5460.000	41.24	32.90	5.19	-29.71	49.62	68.20	18.58	PK	Horizontal

Final Data List									
NO.	Freq. [MHz]	Reading [dBµV/m]	Antenna Factor [dB]	Cable loss [dB]	Level [dBµV/m]	Limit [dBµV/m]	Margin [dB]	Detector	Polarity
1	5439.936	38.59	32.82	5.18	46.88	54.00	7.12	AV	Horizontal

Note:
1. Level = Reading + Cable loss + Antenna Factor + AMP
2. If Peak Result complies with AV limit, AV Result is deemed to comply with AV limit.
3. Test setup: RBW: 1 MHz, VBW: 3 MHz, Sweep time: auto.

TR-4-E-009 Radiated Emission Test Result

Test Date:	2025-10-25	**Tested By**:	Li Xiongbin
EUT:	Wireless Access Point	**Model Number**:	L2533
Test Mode:	ANT1 TX 11A 5500MHz Mode	**Power Supply**:	AC 120V/60Hz
Condition:	Temp:22.5°C;Humi:54.1%	**Test Site**:	DDT 3# Chamber
File Path:	d:\ts\2025 report date\Q25092316-2E\FCC Above 1G 5G\46		
Memo:	Sample Numble:S25092316-004 Power Setting:20		

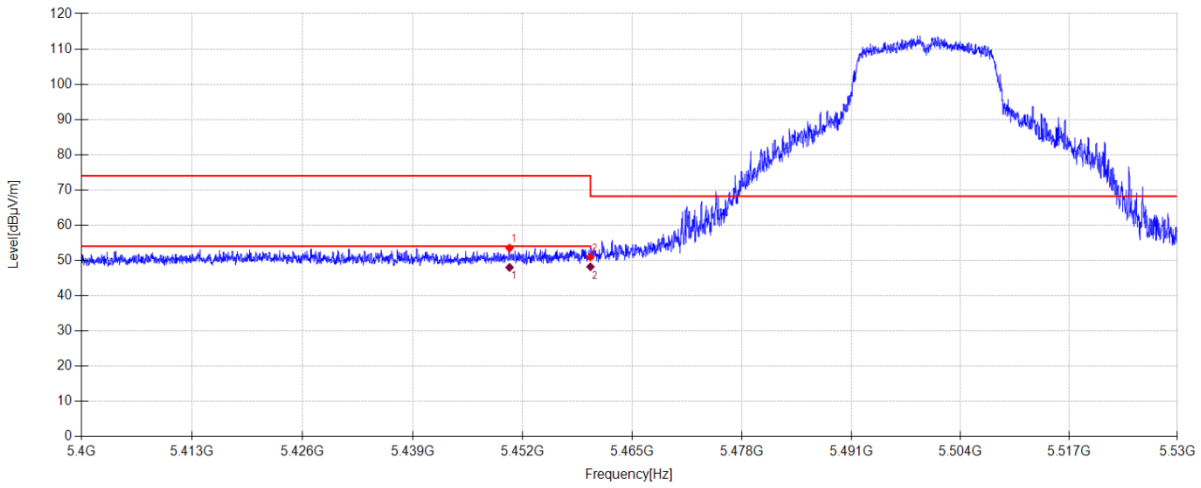

Suspected Data List										
NO.	Freq. [MHz]	Reading [dBµV/m]	Antenna Factor [dB]	Cable loss [dB]	AMP [dB]	Level [dBµV/m]	Limit [dBµV/m]	Margin [dB]	Detector	Polarity
1	5450.427	45.23	32.80	5.19	-29.71	53.51	74.00	20.49	PK	Vertical
2	5460.000	42.61	32.90	5.19	-29.71	50.99	68.20	17.21	PK	Vertical

Final Data List									
NO.	Freq. [MHz]	Reading [dBµV/m]	Antenna Factor [dB]	Cable loss [dB]	Level [dBµV/m]	Limit [dBµV/m]	Margin [dB]	Detector	Polarity
1	5450.427	39.73	32.80	5.19	48.01	54.00	5.99	AV	Vertical
2	5460.000	39.80	32.90	5.19	48.18	54.00	5.82	AV	Vertical

Note:
1. Level = Reading + Cable loss + Antenna Factor + AMP
2. If Peak Result complies with AV limit, AV Result is deemed to comply with AV limit.
3. Test setup: RBW: 1 MHz, VBW: 3 MHz, Sweep time: auto.

TR-4-E-009 Radiated Emission Test Result

Test Date:	2025-10-25	**Tested By**:	Li Xiongbin
EUT:	Wireless Access Point	**Model Number**:	L2533
Test Mode:	ANT1 TX 11A 5700MHz Mode	**Power Supply**:	AC 120V/60Hz
Condition:	Temp:22.5°C;Humi:54.1%	**Test Site**:	DDT 3# Chamber
File Path:	d:\ts\2025 report date\Q25092316-2E\FCC Above 1G 5G\39		
Memo:	Sample Numble:S25092316-004 Power Setting:20		

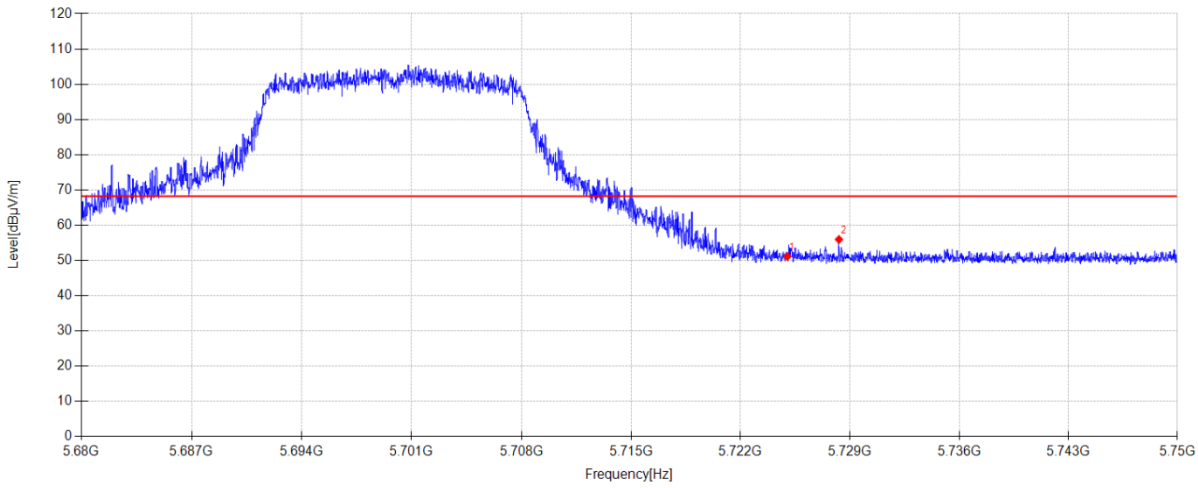

Suspected Data List										
NO.	Freq. [MHz]	Reading [dBµV/m]	Antenna Factor [dB]	Cable loss [dB]	AMP [dB]	Level [dBµV/m]	Limit [dBµV/m]	Margin [dB]	Detector	Polarity
1	5725.000	41.99	33.45	5.32	-29.65	51.11	68.20	17.09	PK	Horizontal
2	5728.300	46.77	33.50	5.32	-29.65	55.94	68.20	12.26	PK	Horizontal

Note:
1. Level = Reading + Cable loss + Antenna Factor + AMP
2. If Peak Result complies with AV limit, AV Result is deemed to comply with AV limit.
3. Test setup: RBW: 1 MHz, VBW: 3 MHz, Sweep time: auto.

TR-4-E-009 Radiated Emission Test Result

Test Date:	2025-10-25	**Tested By**:	Li Xiongbin
EUT:	Wireless Access Point	**Model Number**:	L2533
Test Mode:	ANT1 TX 11A 5700MHz Mode	**Power Supply**:	AC 120V/60Hz
Condition:	Temp:22.5°C;Humi:54.1%	**Test Site**:	DDT 3# Chamber
File Path:	d:\ts\2025 report date\Q25092316-2E\FCC Above 1G 5G\40		
Memo:	Sample Numble:S25092316-004 Power Setting:20		

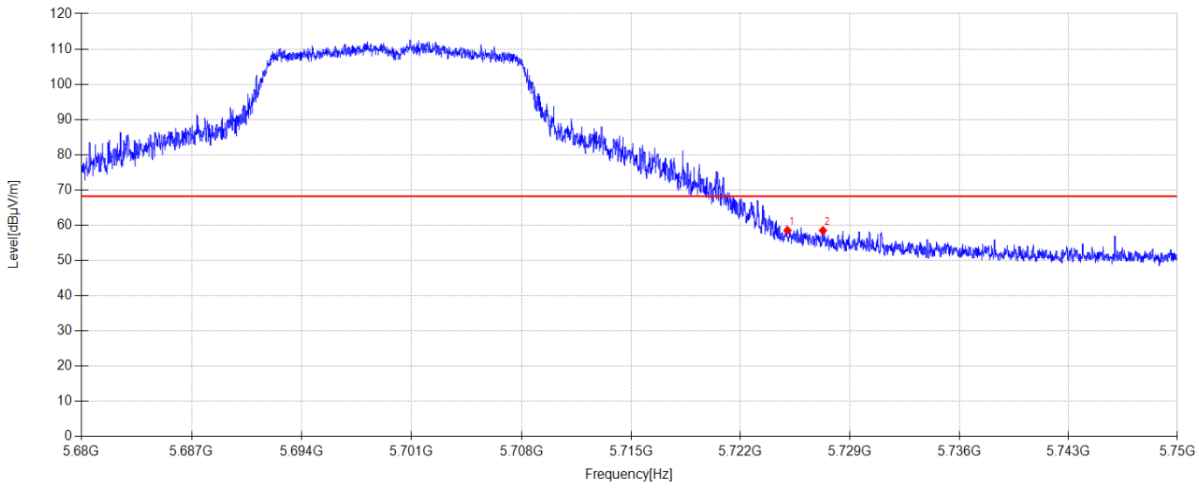

Suspected Data List										
NO.	Freq. [MHz]	Reading [dBµV/m]	Antenna Factor [dB]	Cable loss [dB]	AMP [dB]	Level [dBµV/m]	Limit [dBµV/m]	Margin [dB]	Detector	Polarity
1	5725.000	49.38	33.45	5.32	-29.65	58.50	68.20	9.70	PK	Vertical
2	5727.271	49.33	33.48	5.32	-29.65	58.48	68.20	9.72	PK	Vertical

Note:
1. Level = Reading + Cable loss + Antenna Factor + AMP
2. If Peak Result complies with AV limit, AV Result is deemed to comply with AV limit.
3. Test setup: RBW: 1 MHz, VBW: 3 MHz, Sweep time: auto.

TR-4-E-009 Radiated Emission Test Result

Test Date:	2026-01-10	**Tested By**:	Li Xiongbin
EUT:	Wireless Access Point	**Model Number**:	L2533
Test Mode:	ANT2 TX 11A 5180MHz Mode	**Power Supply**:	AC 120V/60Hz
Condition:	Temp:22.5°C;Humi:54.1%	**Test Site**:	DDT 3# Chamber
File Path:	d:\ts\2025 report date\Q25092316-2E\FCC Above 1G 5G\121		
Memo:	Sample Numble:S25092316-004 Power Setting:20		

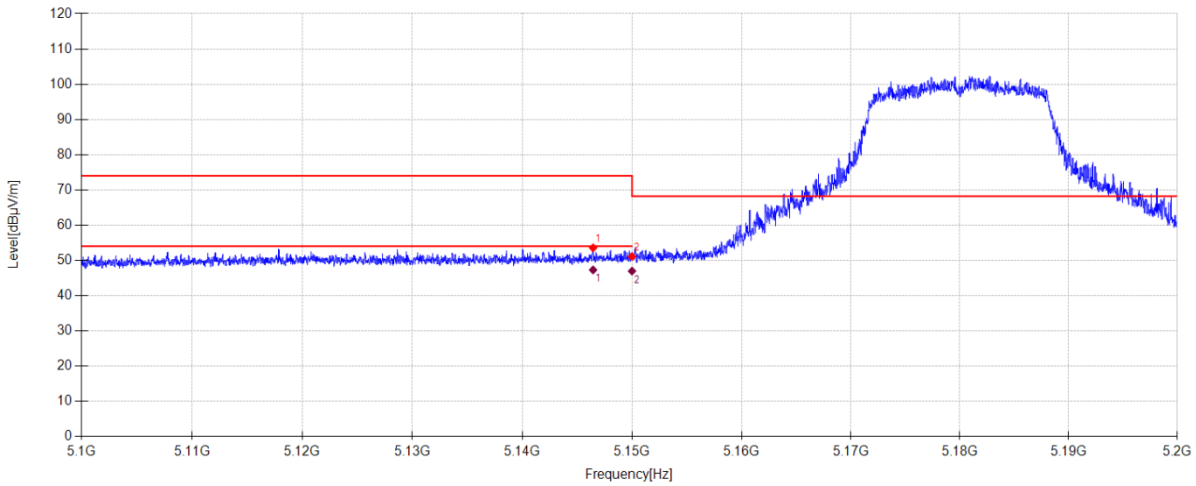

Suspected Data List										
NO.	Freq. [MHz]	Reading [dBµV/m]	Antenna Factor [dB]	Cable loss [dB]	AMP [dB]	Level [dBµV/m]	Limit [dBµV/m]	Margin [dB]	Detector	Polarity
1	5146.450	45.43	32.87	5.03	-29.77	53.56	74.00	20.44	PK	Horizontal
2	5150.000	42.93	32.90	5.04	-29.77	51.10	68.20	17.10	PK	Horizontal

Final Data List									
NO.	Freq. [MHz]	Reading [dBµV/m]	Antenna Factor [dB]	Cable loss [dB]	Level [dBµV/m]	Limit [dBµV/m]	Margin [dB]	Detector	Polarity
1	5146.450	39.17	32.87	5.03	47.30	54.00	6.70	AV	Horizontal
2	5150.000	38.80	32.90	5.04	46.97	54.00	7.03	AV	Horizontal

Note:
1. Level = Reading + Cable loss + Antenna Factor + AMP
2. If Peak Result complies with AV limit, AV Result is deemed to comply with AV limit.
3. Test setup: RBW: 1 MHz, VBW: 3 MHz, Sweep time: auto.

TR-4-E-009 Radiated Emission Test Result

Test Date:	2026-01-10	**Tested By**:	Li Xiongbin
EUT:	Wireless Access Point	**Model Number**:	L2533
Test Mode:	ANT2 TX 11A 5180MHz Mode	**Power Supply**:	AC 120V/60Hz
Condition:	Temp:22.5°C;Humi:54.1%	**Test Site**:	DDT 3# Chamber
File Path:	d:\ts\2025 report date\Q25092316-2E\FCC Above 1G 5G\122		
Memo:	Sample Numble:S25092316-004 Power Setting:20		

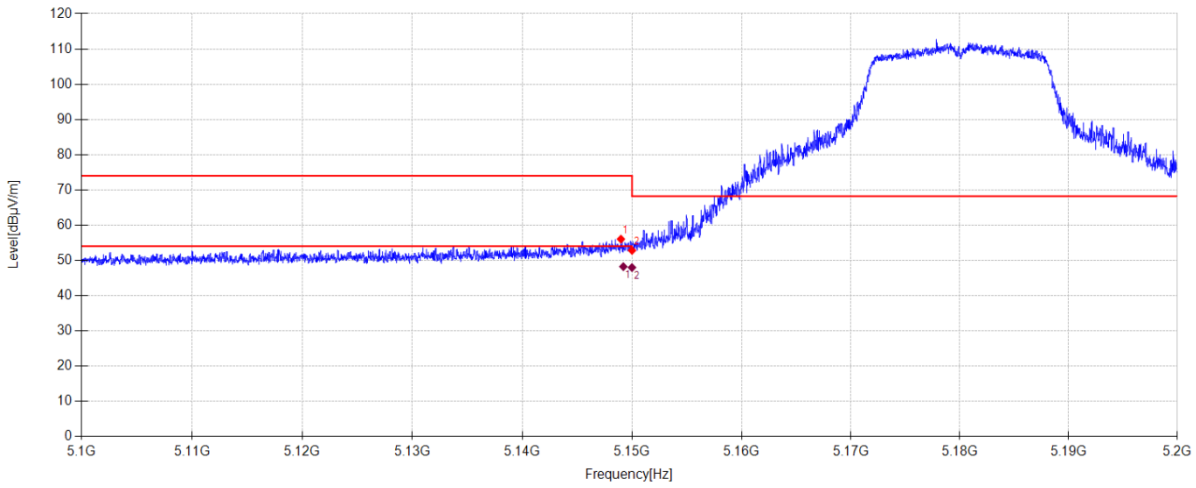

Suspected Data List										
NO.	Freq. [MHz]	Reading [dBµV/m]	Antenna Factor [dB]	Cable loss [dB]	AMP [dB]	Level [dBµV/m]	Limit [dBµV/m]	Margin [dB]	Detector	Polarity
1	5148.990	47.89	32.89	5.03	-29.77	56.04	74.00	17.96	PK	Vertical
2	5150.000	44.66	32.90	5.04	-29.77	52.83	68.20	15.37	PK	Vertical

Final Data List									
NO.	Freq. [MHz]	Reading [dBµV/m]	Antenna Factor [dB]	Cable loss [dB]	Level [dBµV/m]	Limit [dBµV/m]	Margin [dB]	Detector	Polarity
1	5149.211	40.08	32.89	5.03	48.23	54.00	5.77	AV	Vertical
2	5150.000	39.81	32.90	5.04	47.98	54.00	6.02	AV	Vertical

Note:
1. Level = Reading + Cable loss + Antenna Factor + AMP
2. If Peak Result complies with AV limit, AV Result is deemed to comply with AV limit.
3. Test setup: RBW: 1 MHz, VBW: 3 MHz, Sweep time: auto.

TR-4-E-009 Radiated Emission Test Result

Test Date:	2026-01-10	**Tested By**:	Li Xiongbin
EUT:	Wireless Access Point	**Model Number**:	L2533
Test Mode:	ANT2 TX 11A 5320MHz Mode	**Power Supply**:	AC 120V/60Hz
Condition:	Temp:22.5°C;Humi:54.1%	**Test Site**:	DDT 3# Chamber
File Path:	d:\ts\2025 report date\Q25092316-2E\FCC Above 1G 5G\123		
Memo:	Sample Numble:S25092316-004 Power Setting:20		

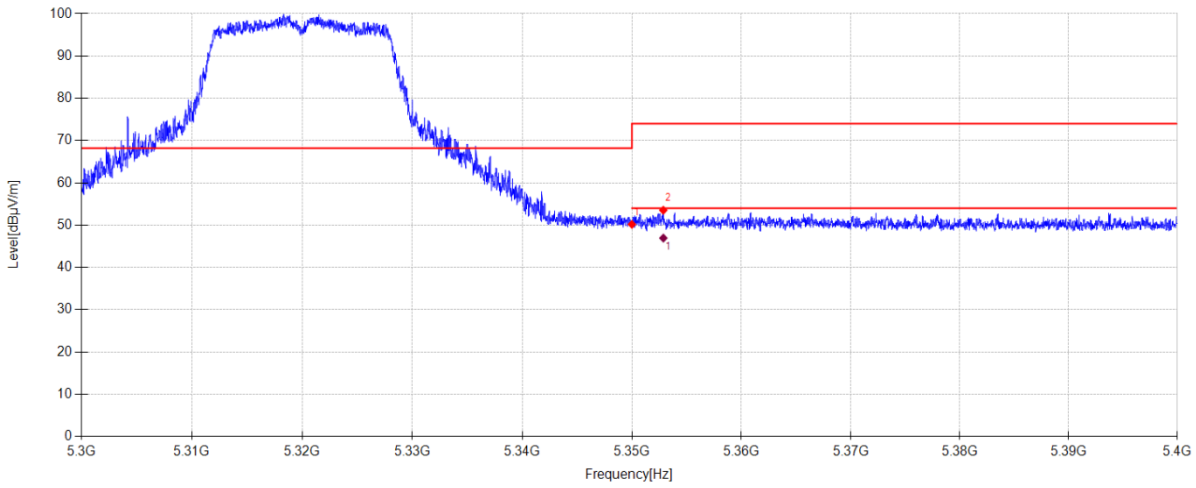

Suspected Data List										
NO.	Freq. [MHz]	Reading [dBµV/m]	Antenna Factor [dB]	Cable loss [dB]	AMP [dB]	Level [dBµV/m]	Limit [dBµV/m]	Margin [dB]	Detector	Polarity
1	5350.000	42.28	32.50	5.14	-29.73	50.19	68.20	18.01	PK	Horizontal
2	5352.870	45.60	32.52	5.14	-29.73	53.53	74.00	20.47	PK	Horizontal

Final Data List									
NO.	Freq. [MHz]	Reading [dBµV/m]	Antenna Factor [dB]	Cable loss [dB]	Level [dBµV/m]	Limit [dBµV/m]	Margin [dB]	Detector	Polarity
1	5352.870	39.01	32.52	5.14	46.94	54.00	7.06	AV	Horizontal

Note:
1. Level = Reading + Cable loss + Antenna Factor + AMP
2. If Peak Result complies with AV limit, AV Result is deemed to comply with AV limit.
3. Test setup: RBW: 1 MHz, VBW: 3 MHz, Sweep time: auto.