FCC Appendix RF Test Data

FCC ID	**:**	**2BPTB-CTAB12**
Company:	**:**	**LEON TRADE(H.K.)CO.,LIMITED.**
EUT	**:**	**11.97 inch Tablet**
Model Number	**:**	**Ctab 12**
Report No.	**:**	**CTA25050803002**
Reviewed By	**:**	**Eric Wang**

Appendix A: 20dB Emission Bandwidth

Test Result

TestMode	Antenna	Freq(MHz)	20dB EBW[MHz]	FL[MHz]	FH[MHz]	Limit[MHz]	Verdict
DH5	Ant1	2402	0.948	2401.547	2402.495	---	---
		2441	0.957	2440.547	2441.504	---	---
		2480	0.951	2479.547	2480.498	---	---
2DH5	Ant1	2402	1.278	2401.382	2402.660	---	---
		2441	1.326	2440.346	2441.672	---	---
		2480	1.281	2479.379	2480.660	---	---
3DH5	Ant1	2402	1.296	2401.358	2402.654	---	---
		2441	1.302	2440.361	2441.663	---	---
		2480	1.341	2479.343	2480.684	---	---

Test Graphs

DH5_Ant1_2402

DH5_Ant1_2441

DH5_Ant1_2480

2DH5_Ant1_2402

2DH5_Ant1_2441

2DH5_Ant1_2480

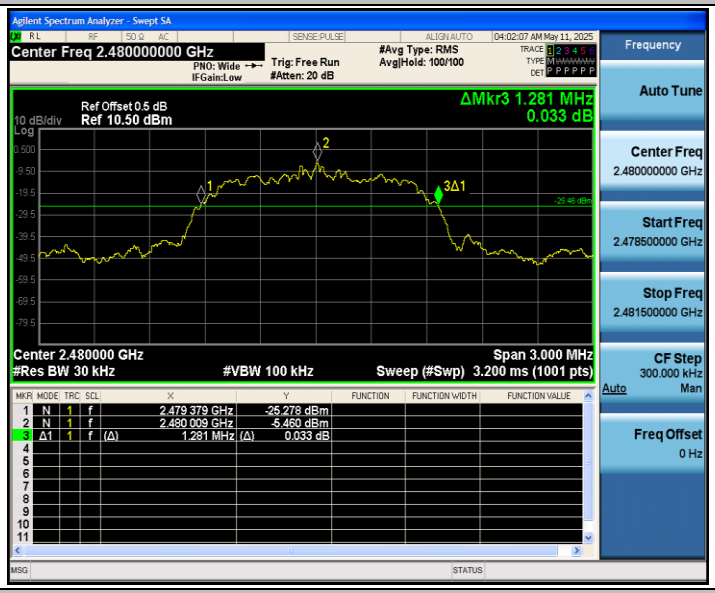

3DH5_Ant1_2402

3DH5_Ant1_2441

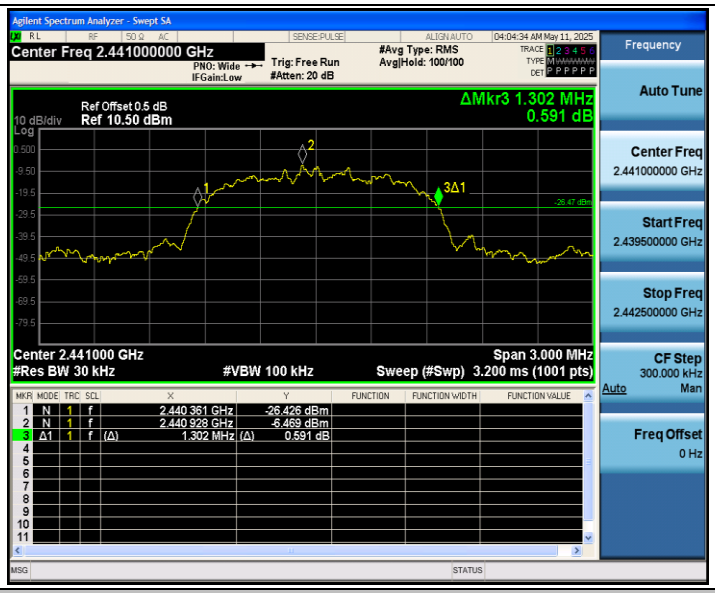

3DH5_Ant1_2480

Appendix B: Occupied Channel Bandwidth

Test Result

TestMode	Antenna	Freq(MHz)	OCB [MHz]	FL[MHz]	FH[MHz]	Limit[MHz]	Verdict
DH5	Ant1	2402	0.86361	2401.5779	2402.4415	---	---
		2441	0.87428	2440.5717	2441.4460	---	---
		2480	0.86585	2479.5751	2480.4409	---	---
2DH5	Ant1	2402	1.1861	2401.4167	2402.6028	---	---
		2441	1.1880	2440.4166	2441.6046	---	---
		2480	1.1914	2479.4152	2480.6066	---	---
3DH5	Ant1	2402	1.1879	2401.4167	2402.6046	---	---
		2441	1.1811	2440.4197	2441.6008	---	---
		2480	1.1875	2479.4168	2480.6043	---	---

Test Graphs

DH5_Ant1_2402

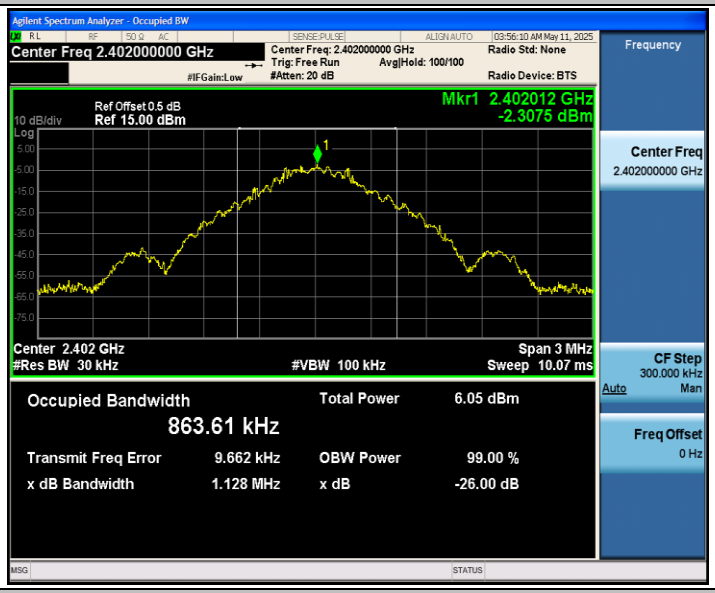

DH5_Ant1_2441

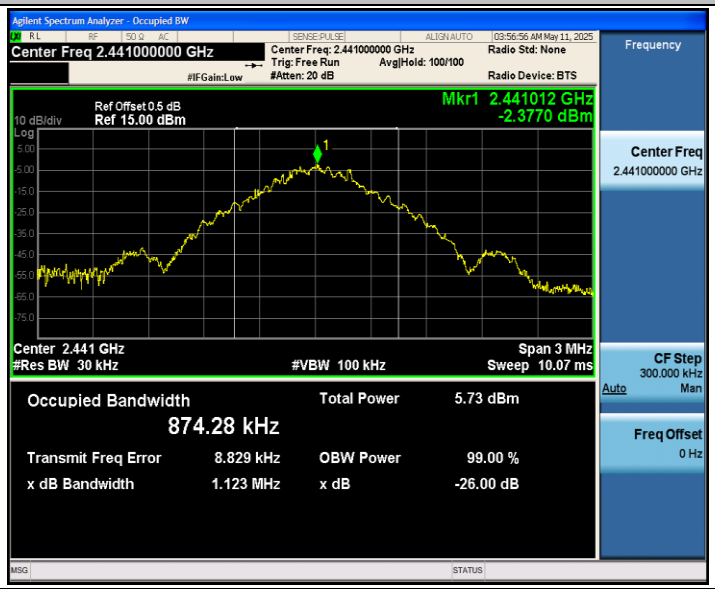

DH5_Ant1_2480

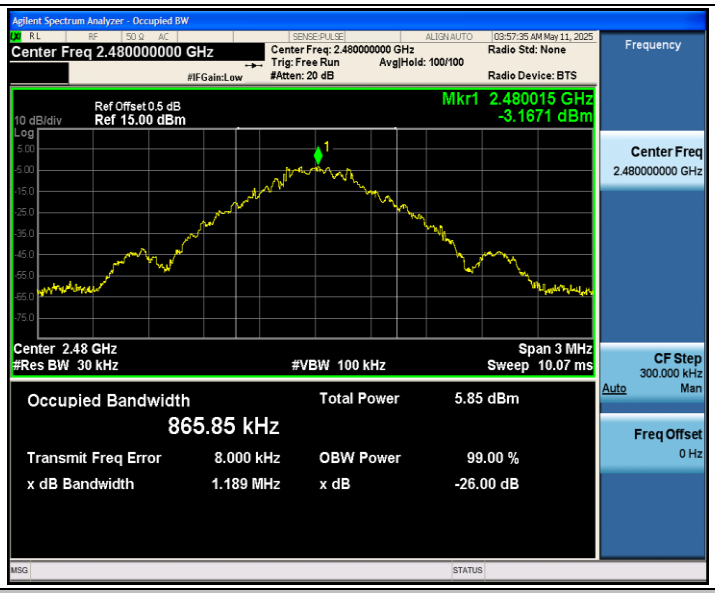

2DH5_Ant1_2402

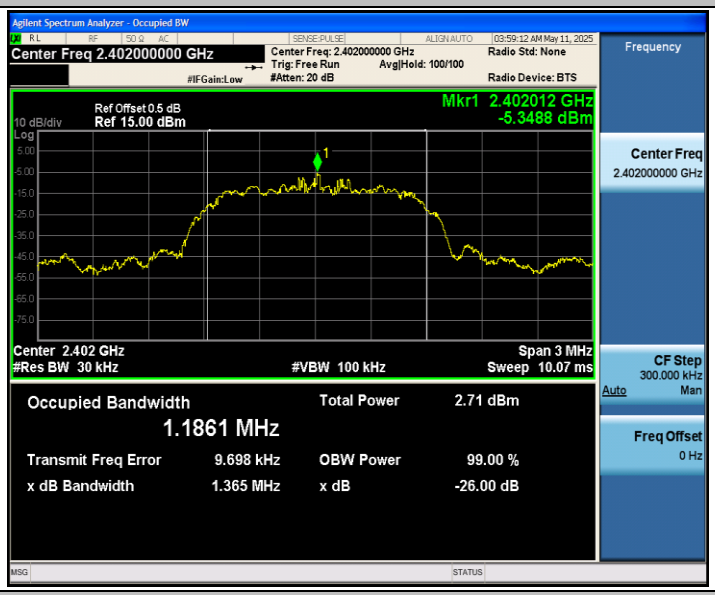

2DH5_Ant1_2441

2DH5_Ant1_2480

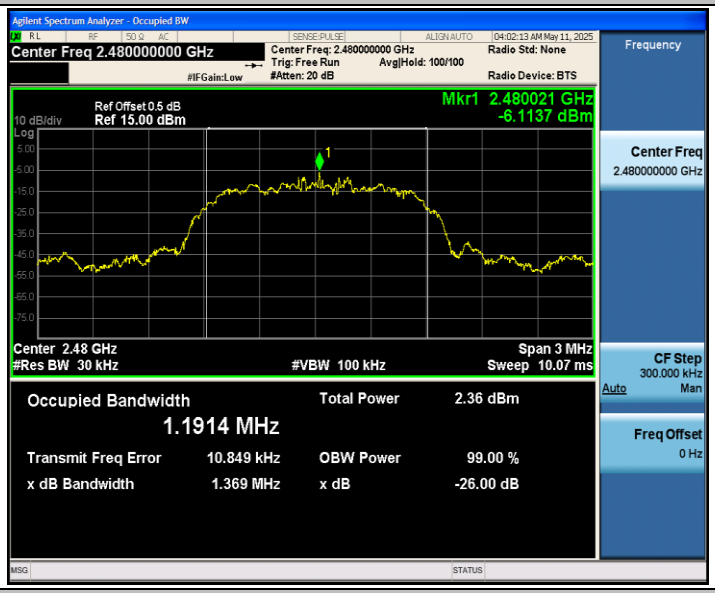

3DH5_Ant1_2402

3DH5_Ant1_2441

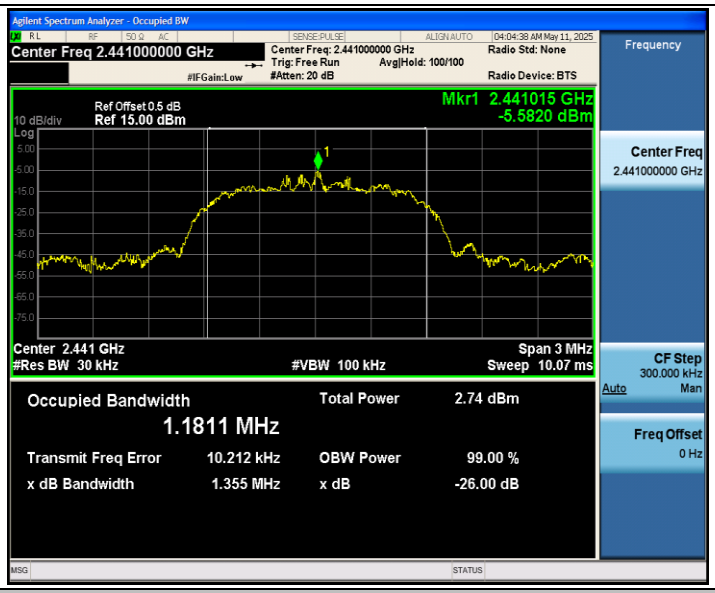

3DH5_Ant1_2480

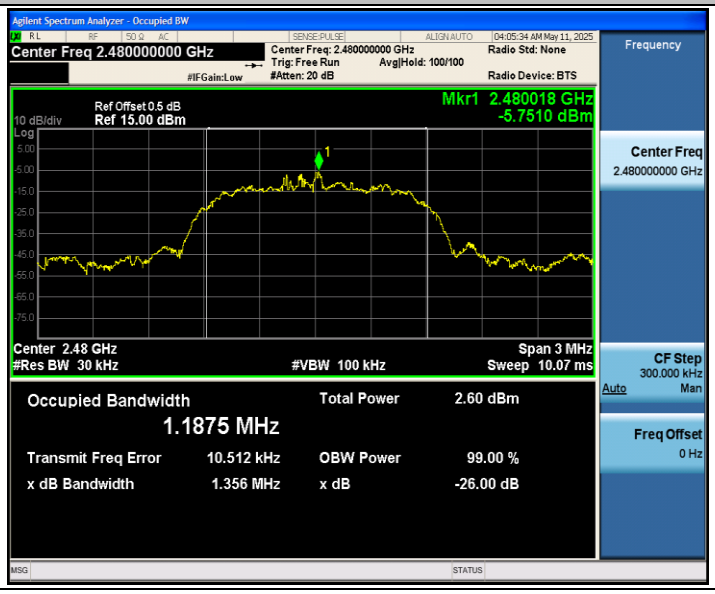

Appendix C: Maximum conducted output power

Test Result Peak

Test Mode	Antenna	Freq(MHz)	Conducted Peak Powert[dBm]	Conducted Limit[dBm]	Verdict
DH5	Ant1	2402	0.03	≤20.97	PASS
		2441	-0.06	≤20.97	PASS
		2480	-0.20	≤20.97	PASS
2DH5	Ant1	2402	-0.77	≤20.97	PASS
		2441	-0.96	≤20.97	PASS
		2480	-1.00	≤20.97	PASS
3DH5	Ant1	2402	-0.39	≤20.97	PASS
		2441	-0.58	≤20.97	PASS
		2480	-0.58	≤20.97	PASS

Appendix D: Carrier frequency separation

Test Result

TestMode	Antenna	Freq(MHz)	Result[MHz]	Limit[MHz]	Verdict
DH5	Ant1	Hop	1.012	≥0.957	PASS
2DH5	Ant1	Hop	1.18	≥0.884	PASS
3DH5	Ant1	Hop	1.224	≥0.894	PASS

Test Graphs

DH5_Ant1_Hop

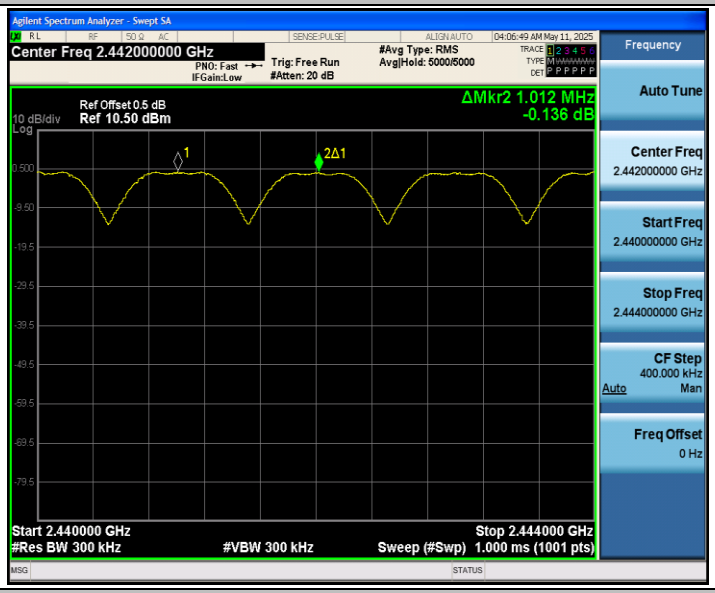

2DH5_Ant1_Hop

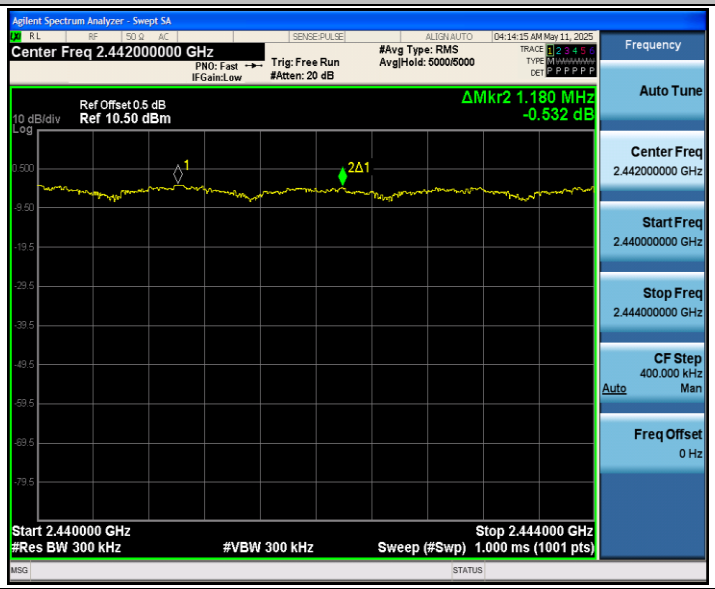

3DH5_Ant1_Hop

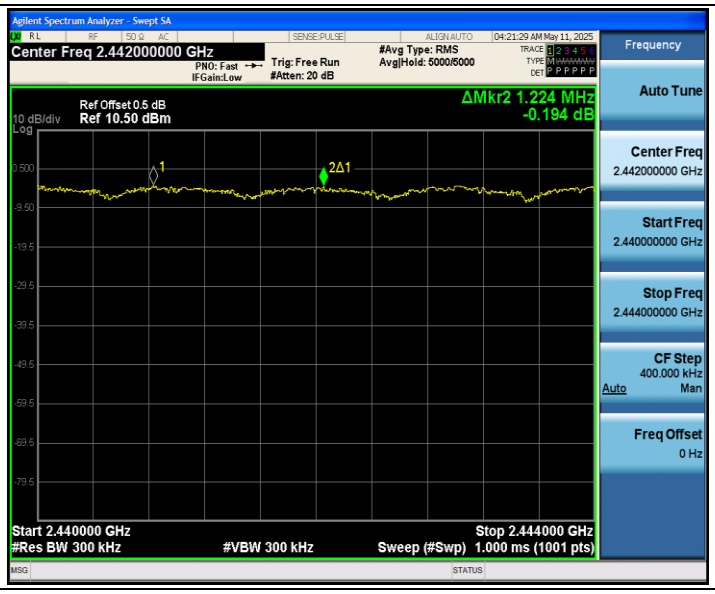
Agilent Spectrum Analyzer - Swept SA
Center Freq 2.442000000 GHz
PNO: Fast
IFGain:Low
Trig: Free Run
#Atten: 20 dB
#Avg Type: RMS
Avg|Hold: 5000/5000
04:21:29 AM May 11, 2025
Ref Offset 0.5 dB
10 dB/div
Ref 10.50 dBm
Log
ΔMkr2 1.224 MHz
-0.194 dB
Start 2.440000 GHz
#Res BW 300 kHz
#VBW 300 kHz
Stop 2.444000 GHz
Sweep (#Swp) 1.000 ms (1001 pts)
Frequency
Auto Tune
Center Freq
2.442000000 GHz
Start Freq
2.440000000 GHz
Stop Freq
2.444000000 GHz
CF Step
400.000 kHz
Auto
Man
Freq Offset
0 Hz

Appendix E: Time of occupancy

Test Result

TestMode	Antenna	Freq(MHz)	BurstWidth [ms]	TotalHops [Num]	Result[s]	Limit[s]	Verdict
DH1	Ant1	Hop	0.390	317	0.124	≤0.4	PASS
DH3	Ant1	Hop	1.640	169	0.277	≤0.4	PASS
DH5	Ant1	Hop	2.890	101	0.292	≤0.4	PASS
2DH1	Ant1	Hop	0.390	318	0.124	≤0.4	PASS
2DH3	Ant1	Hop	1.650	163	0.269	≤0.4	PASS
2DH5	Ant1	Hop	2.900	120	0.348	≤0.4	PASS
3DH1	Ant1	Hop	0.400	319	0.128	≤0.4	PASS
3DH3	Ant1	Hop	1.650	153	0.252	≤0.4	PASS
3DH5	Ant1	Hop	2.900	116	0.336	≤0.4	PASS

Test Graphs

DH1_Ant1_Hop
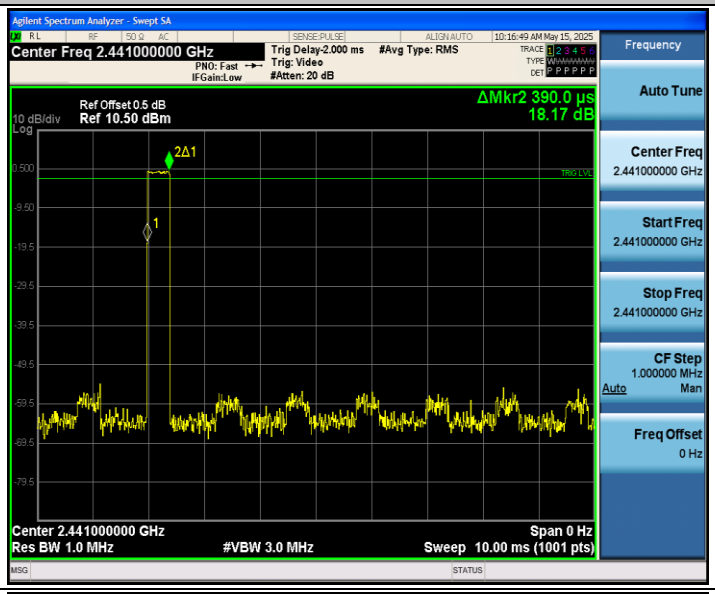
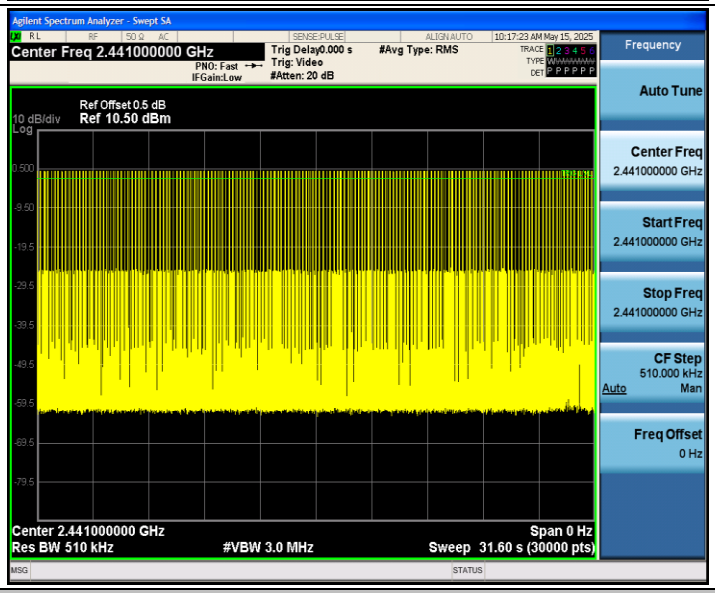
DH3_Ant1_Hop

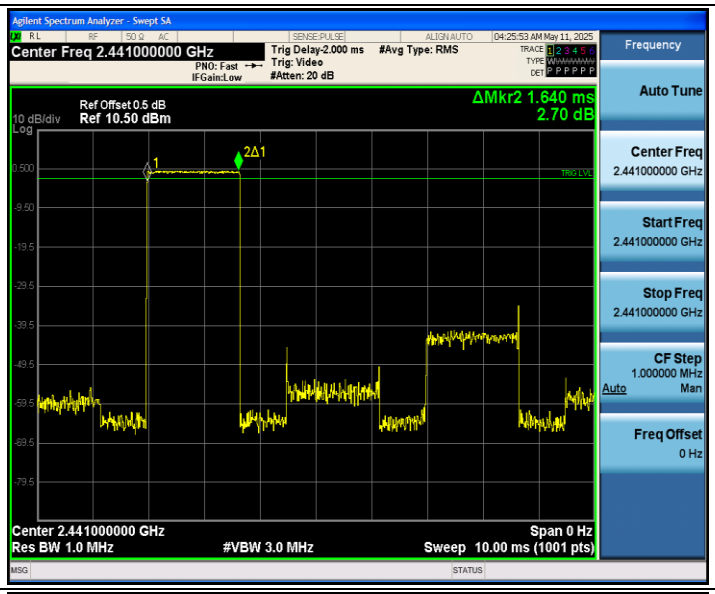
Agilent Spectrum Analyzer - Swept SA
Center Freq 2.441000000 GHz
Trig Delay-2.000 ms
#Avg Type: RMS
Trig: Video
#Atten: 20 dB
PNO: Fast
IFGain:Low
04:25:53 AM May 11, 2025
Ref Offset 0.5 dB
10 dB/div
Ref 10.50 dBm
ΔMkr2 1.640 ms
2.70 dB
Center 2.441000000 GHz
Span 0 Hz
Res BW 1.0 MHz
#VBW 3.0 MHz
Sweep 10.00 ms (1001 pts)
Frequency
Auto Tune
Center Freq
2.441000000 GHz
Start Freq
2.441000000 GHz
Stop Freq
2.441000000 GHz
CF Step
1.000000 MHz
Auto
Man
Freq Offset
0 Hz

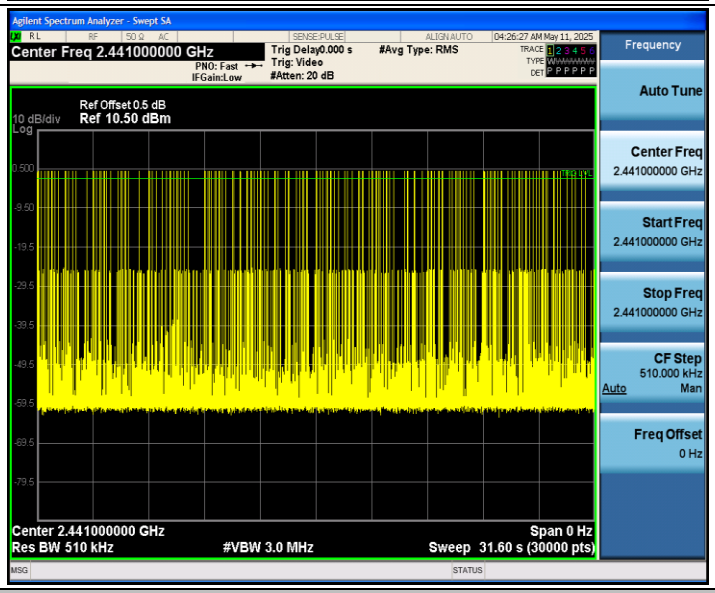
Agilent Spectrum Analyzer - Swept SA
Center Freq 2.441000000 GHz
Trig Delay0.000 s
#Avg Type: RMS
Trig: Video
#Atten: 20 dB
PNO: Fast
IFGain:Low
04:26:27 AM May 11, 2025
Ref Offset 0.5 dB
10 dB/div
Ref 10.50 dBm
Center 2.441000000 GHz
Span 0 Hz
Res BW 510 kHz
#VBW 3.0 MHz
Sweep 31.60 s (30000 pts)
Frequency
Auto Tune
Center Freq
2.441000000 GHz
Start Freq
2.441000000 GHz
Stop Freq
2.441000000 GHz
CF Step
510.000 kHz
Auto
Man
Freq Offset
0 Hz

DH5_Ant1_Hop

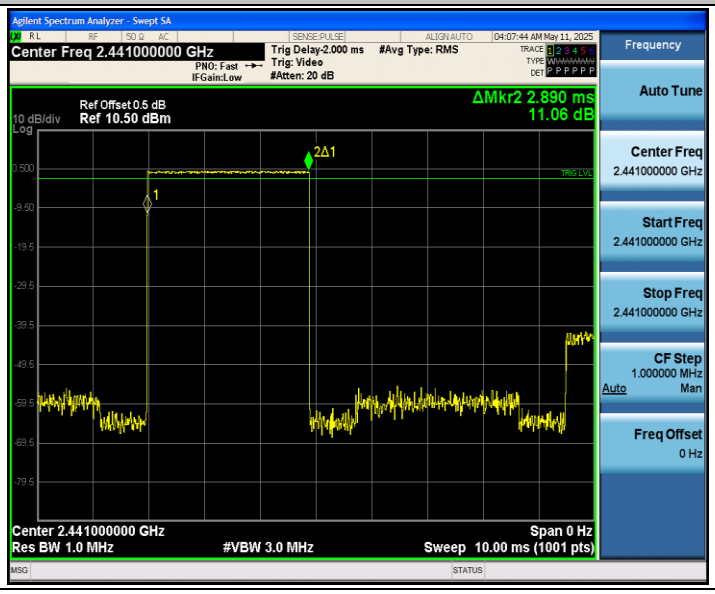
Agilent Spectrum Analyzer - Swept SA
Center Freq 2.441000000 GHz
Trig Delay-2.000 ms
#Avg Type: RMS
Trig: Video
#Atten: 20 dB
PNO: Fast
IFGain:Low
04:07:44 AM May 11, 2025
Ref Offset 0.5 dB
10 dB/div
Ref 10.50 dBm
ΔMkr2 2.890 ms
11.06 dB
Center 2.441000000 GHz
Span 0 Hz
Res BW 1.0 MHz
#VBW 3.0 MHz
Sweep 10.00 ms (1001 pts)
Frequency
Auto Tune
Center Freq
2.441000000 GHz
Start Freq
2.441000000 GHz
Stop Freq
2.441000000 GHz
CF Step
1.000000 MHz
Auto
Man
Freq Offset
0 Hz

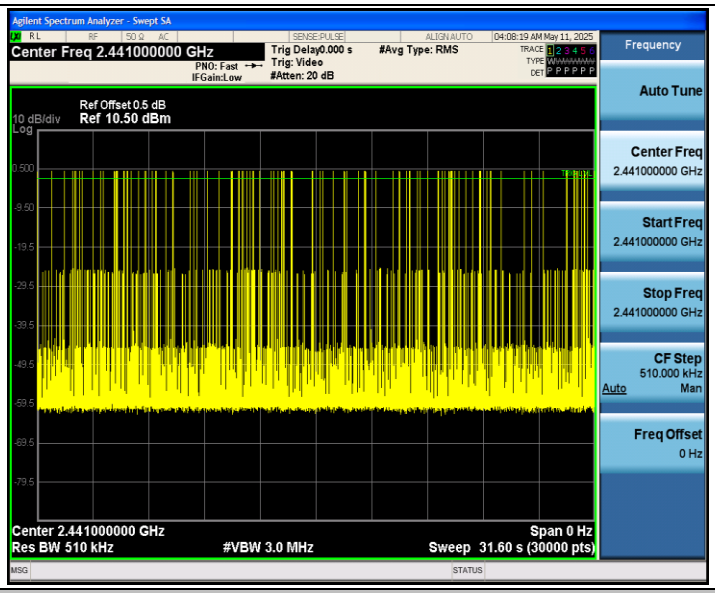

2DH1_Ant1_Hop

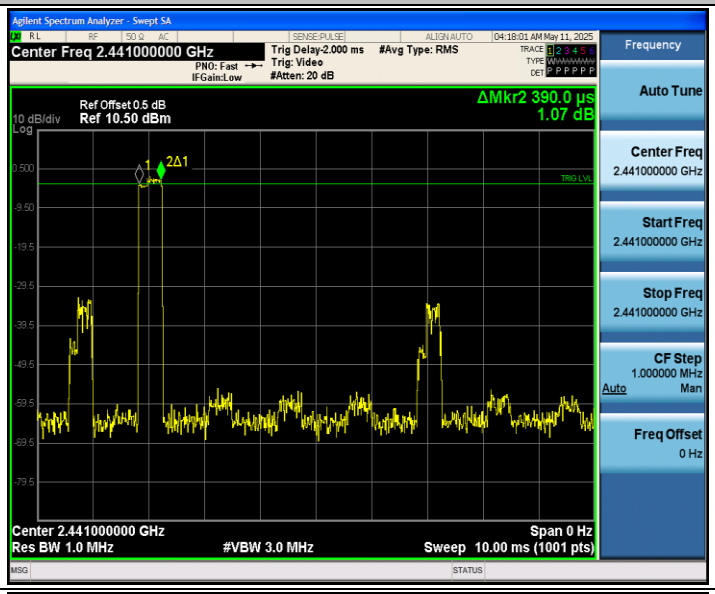

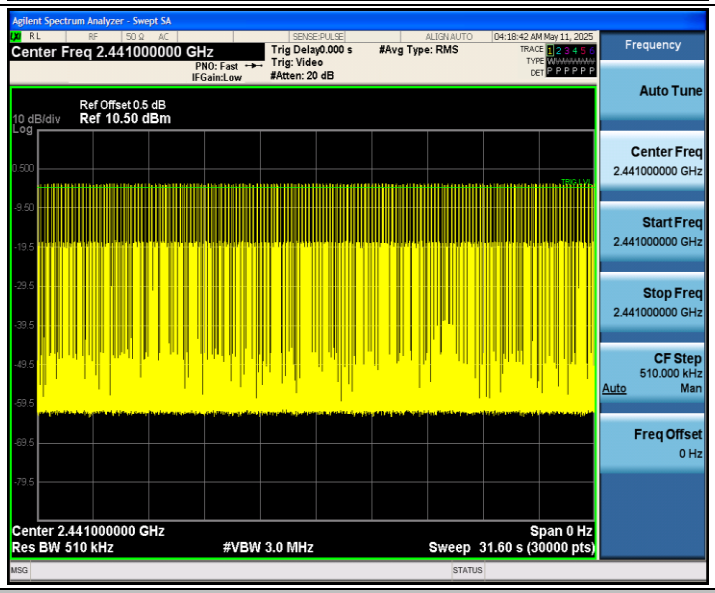

2DH3_Ant1_Hop

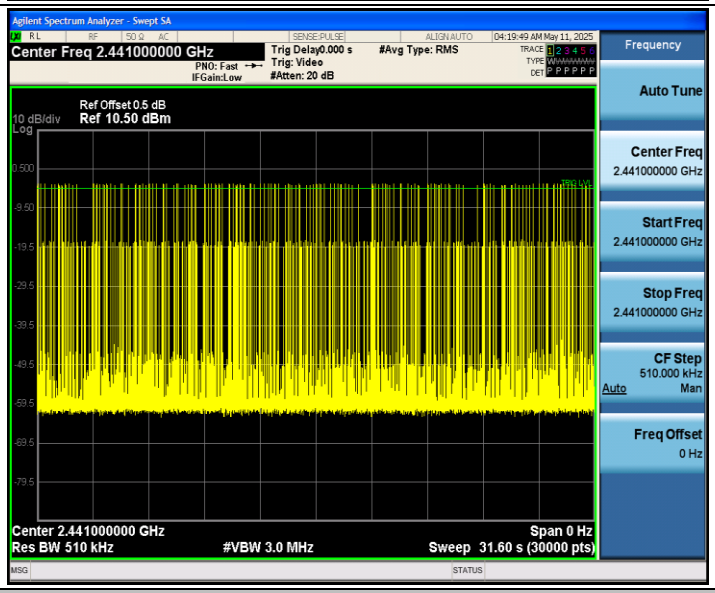

2DH5_Ant1_Hop

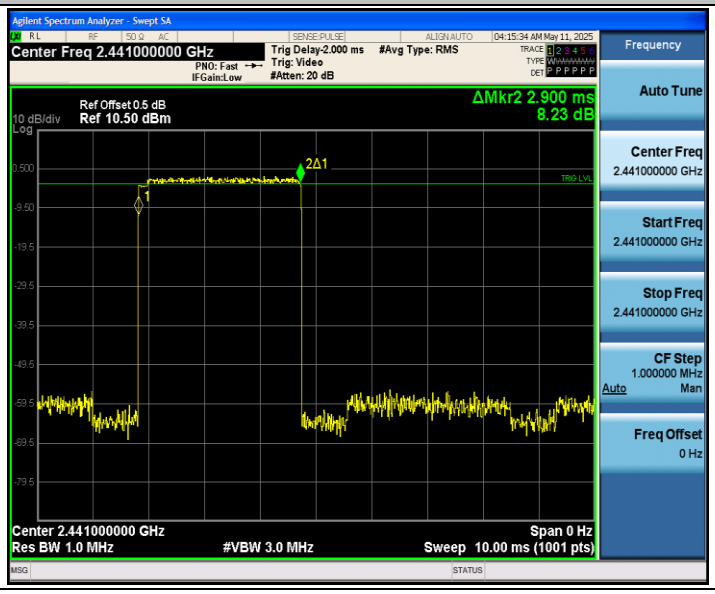

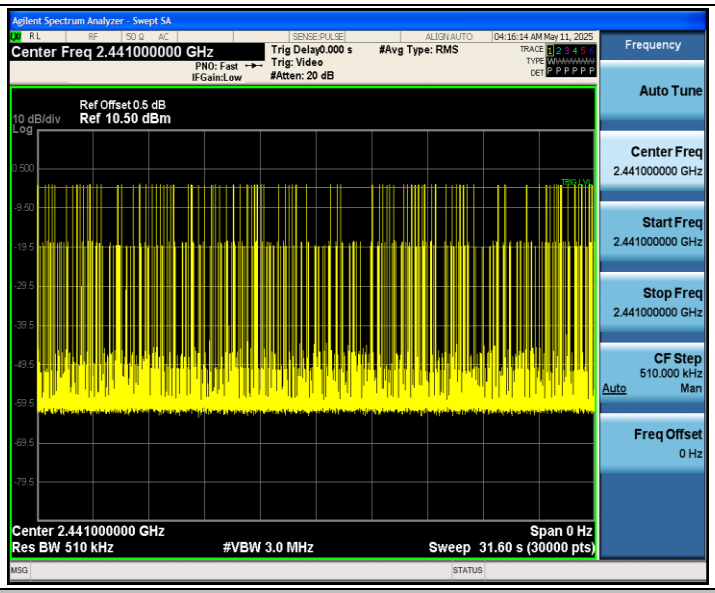

3DH1_Ant1_Hop

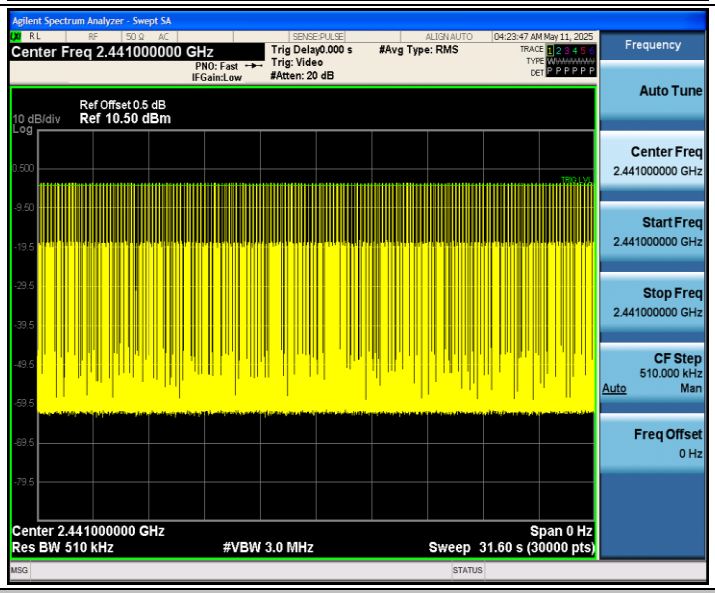

3DH3_Ant1_Hop

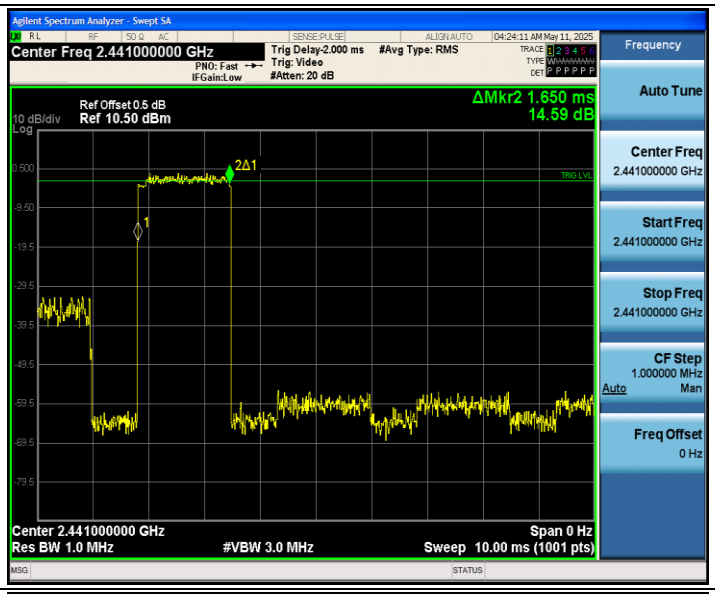

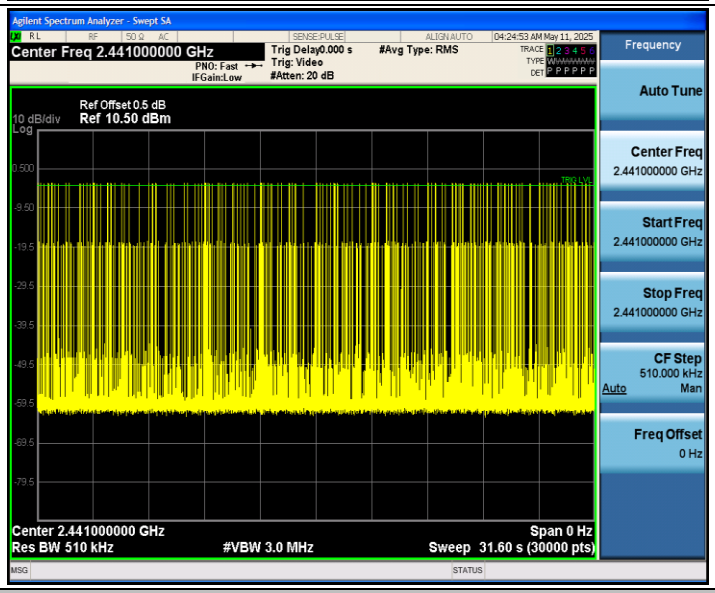

3DH5_Ant1_Hop

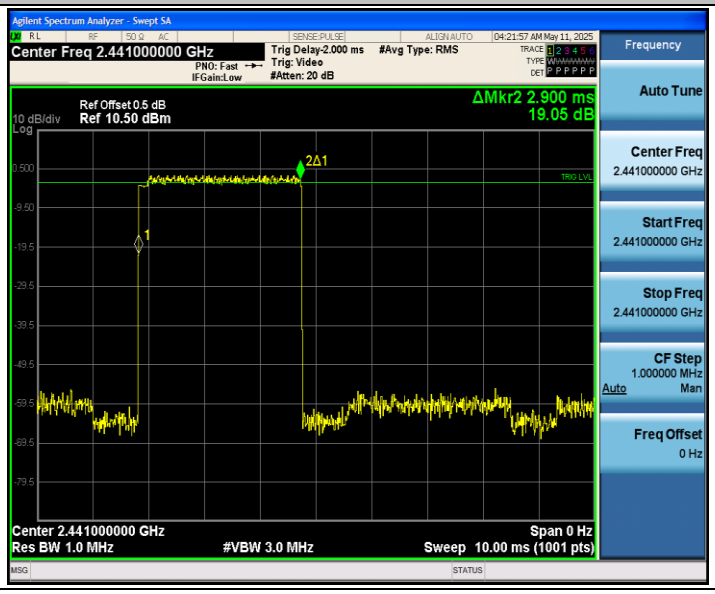

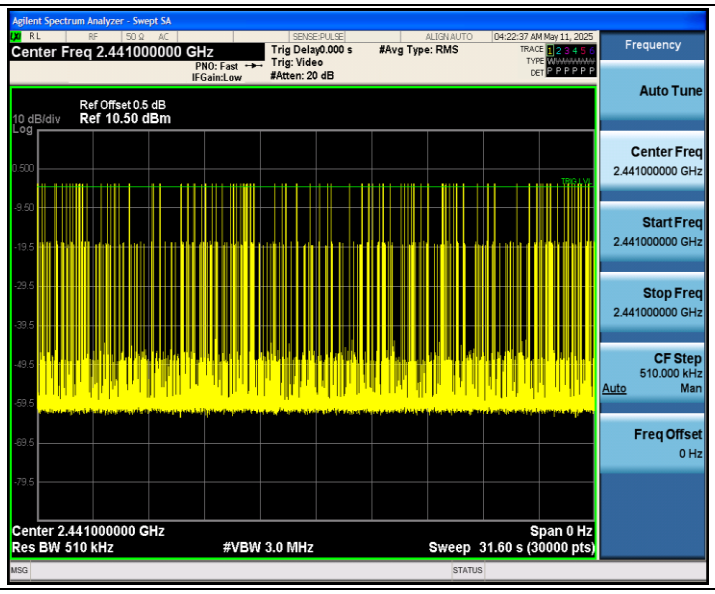
Agilent Spectrum Analyzer - Swept SA
Center Freq 2.441000000 GHz
Trig Delay0.000 s
#Avg Type: RMS
Trig: Video
#Atten: 20 dB
Ref Offset 0.5 dB
10 dB/div
Ref 10.50 dBm
Log
Center 2.441000000 GHz
Span 0 Hz
Res BW 510 kHz
#VBW 3.0 MHz
Sweep 31.60 s (30000 pts)
Frequency
Auto Tune
Center Freq
2.441000000 GHz
Start Freq
2.441000000 GHz
Stop Freq
2.441000000 GHz
CF Step
510.000 kHz
Auto
Man
Freq Offset
0 Hz

Appendix F: Number of hopping channels

Test Result

TestMode	Antenna	Freq(MHz)	Result[Num]	Limit[Num]	Verdict
DH5	Ant1	Hop	79	≥15	PASS
2DH5	Ant1	Hop	79	≥15	PASS
3DH5	Ant1	Hop	79	≥15	PASS

Test Graphs

DH5_Ant1_Hop
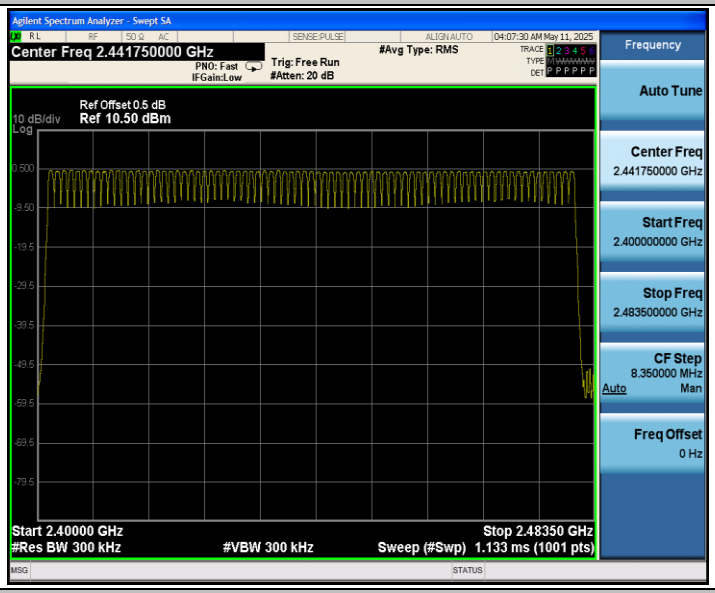
2DH5_Ant1_Hop
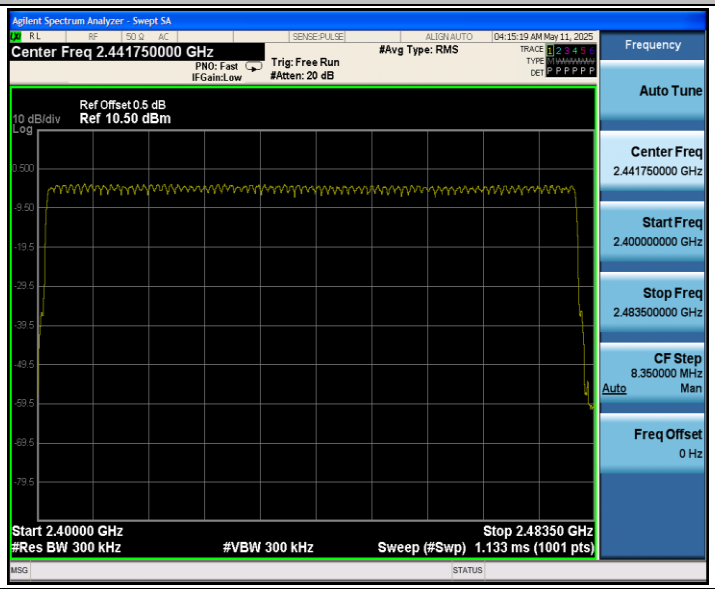
3DH5_Ant1_Hop

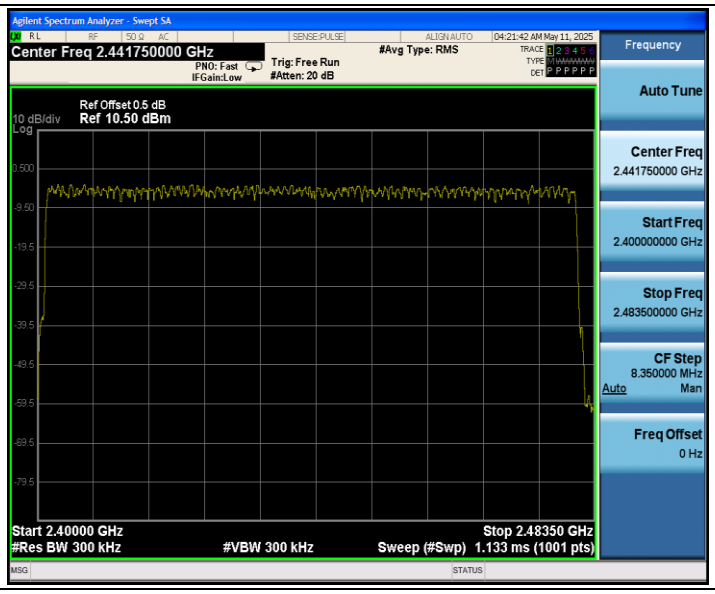
Agilent Spectrum Analyzer - Swept SA
Center Freq 2.441750000 GHz
PNO: Fast
IFGain:Low
Trig: Free Run
#Atten: 20 dB
#Avg Type: RMS
04:21:42 AM May 11, 2025
Frequency
Auto Tune
Center Freq
2.441750000 GHz
Start Freq
2.400000000 GHz
Stop Freq
2.483500000 GHz
CF Step
8.350000 MHz
Auto
Man
Freq Offset
0 Hz
Ref Offset 0.5 dB
10 dB/div
Ref 10.50 dBm
Log
Start 2.40000 GHz
Stop 2.48350 GHz
#Res BW 300 kHz
#VBW 300 kHz
Sweep (#Swp) 1.133 ms (1001 pts)

Appendix G: Band edge measurements

Test Result

TestMode	Antenna	ChName	Freq(MHz)	RefLevel [dBm]	Result [dBm]	Limit [dBm]	Verdict
DH5	Ant1	Low	2402	-0.30	-50.96	≤-20.3	PASS
		High	2480	-0.10	-59.45	≤-20.1	PASS
		Low	Hop_2402	-1.07	-57.52	≤-21.07	PASS
		High	Hop_2480	-0.13	-58.44	≤-20.13	PASS
2DH5	Ant1	Low	2402	-3.37	-61.56	≤-23.37	PASS
		High	2480	-5.19	-62.15	≤-25.19	PASS
		Low	Hop_2402	-3.83	-63.98	≤-23.83	PASS
		High	Hop_2480	-4.87	-64.26	≤-24.87	PASS
3DH5	Ant1	Low	2402	-4.93	-55.74	≤-24.93	PASS
		High	2480	-4.91	-64.09	≤-24.91	PASS
		Low	Hop_2402	-6.21	-62.98	≤-26.21	PASS
		High	Hop_2480	-3.81	-64.09	≤-23.81	PASS

Test Graphs

DH5_Ant1_Low_2402

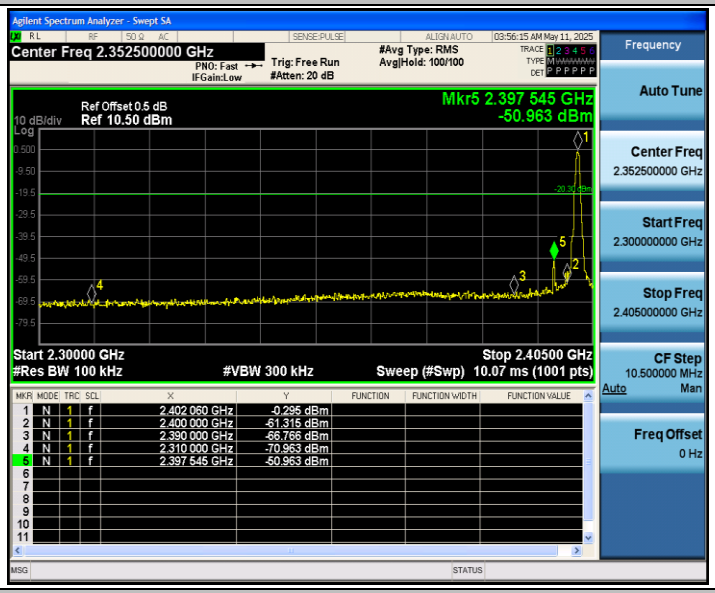

DH5_Ant1_High_2480

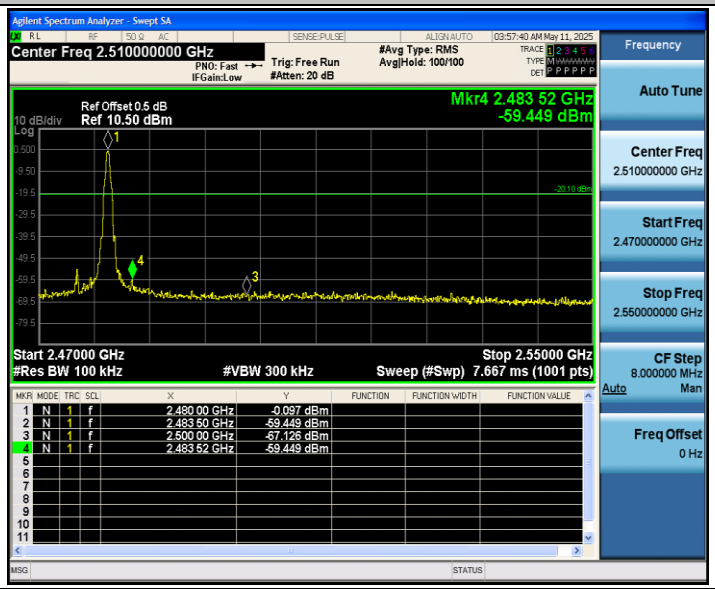

DH5_Ant1_Low_Hop_2402

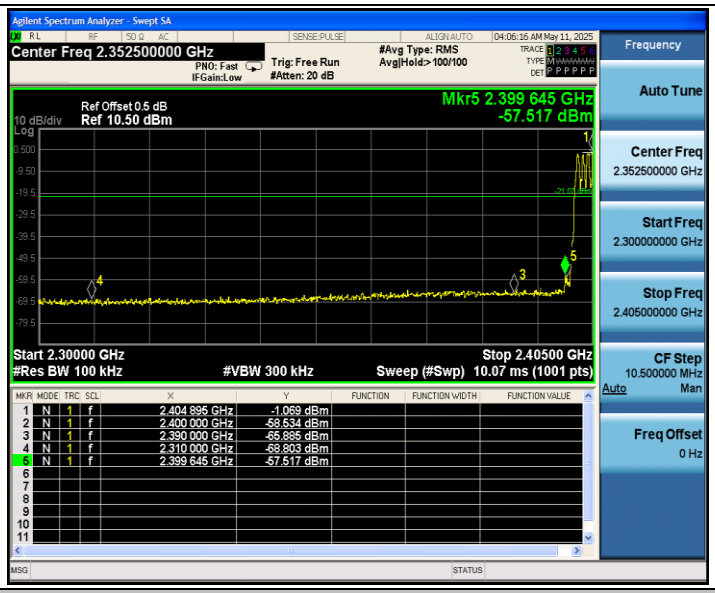

DH5_Ant1_High_Hop_2480

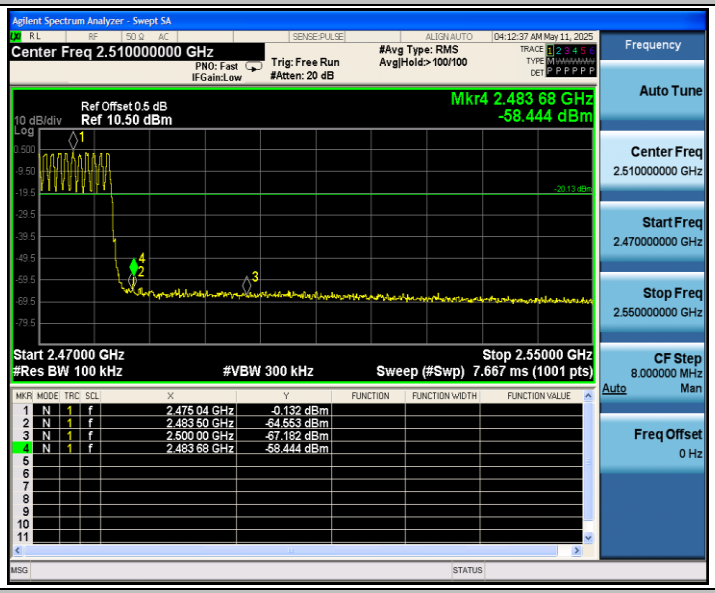

2DH5_Ant1_Low_2402

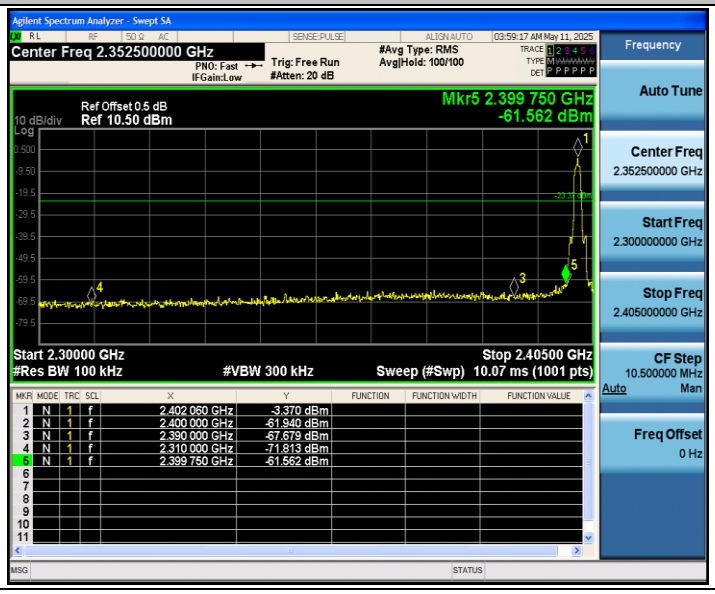

2DH5_Ant1_High_2480

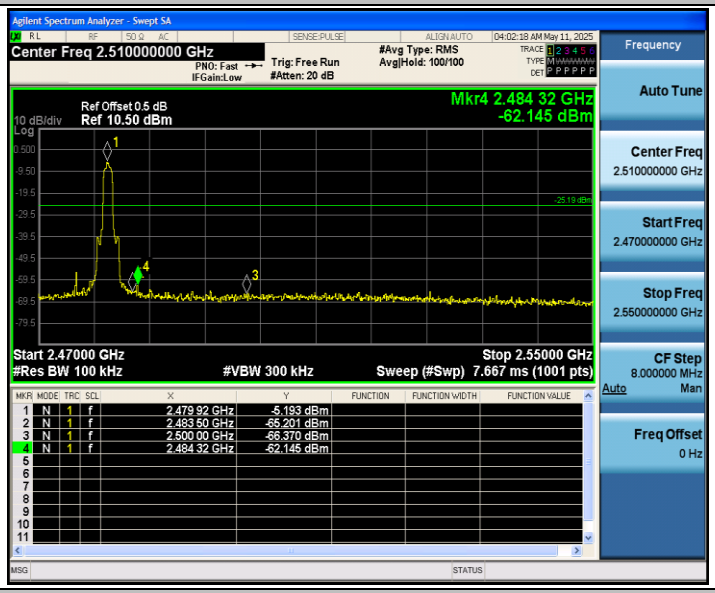

2DH5_Ant1_Low_Hop_2402

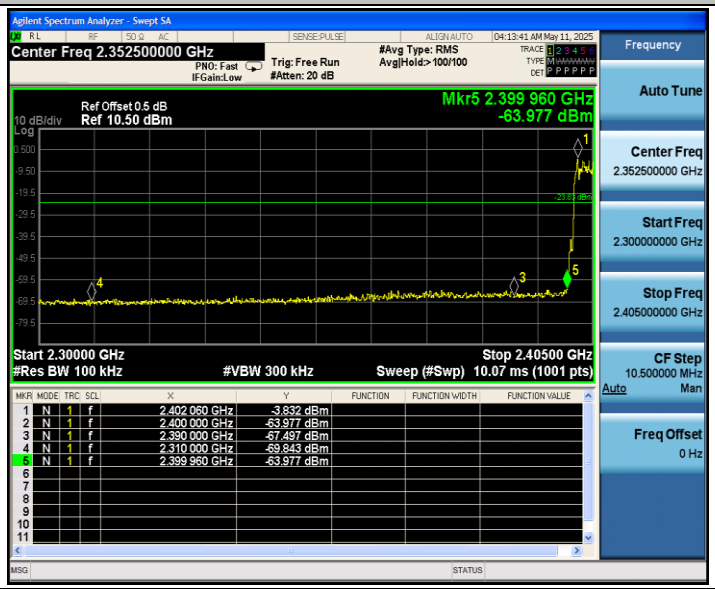

2DH5_Ant1_High_Hop_2480

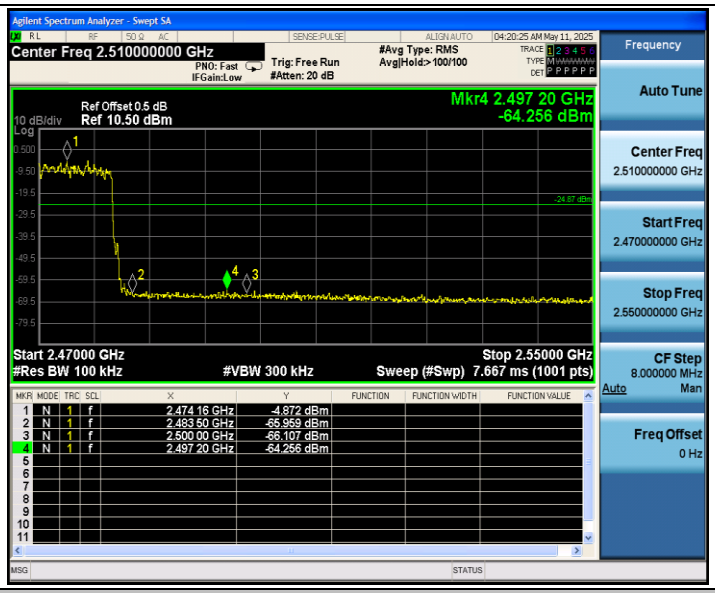

3DH5_Ant1_Low_2402

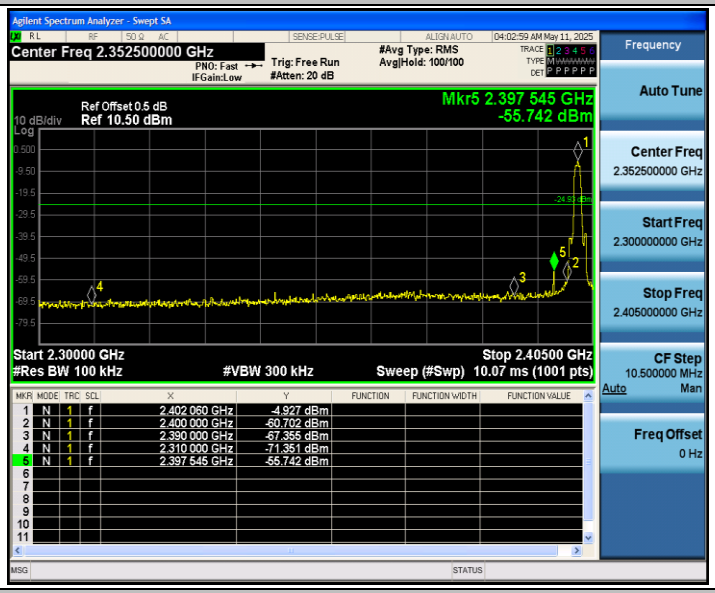

3DH5_Ant1_High_2480

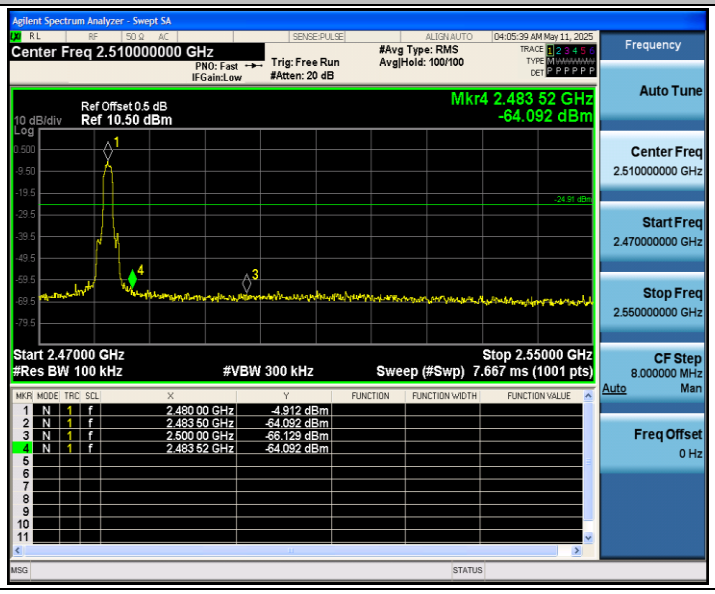

3DH5_Ant1_Low_Hop_2402

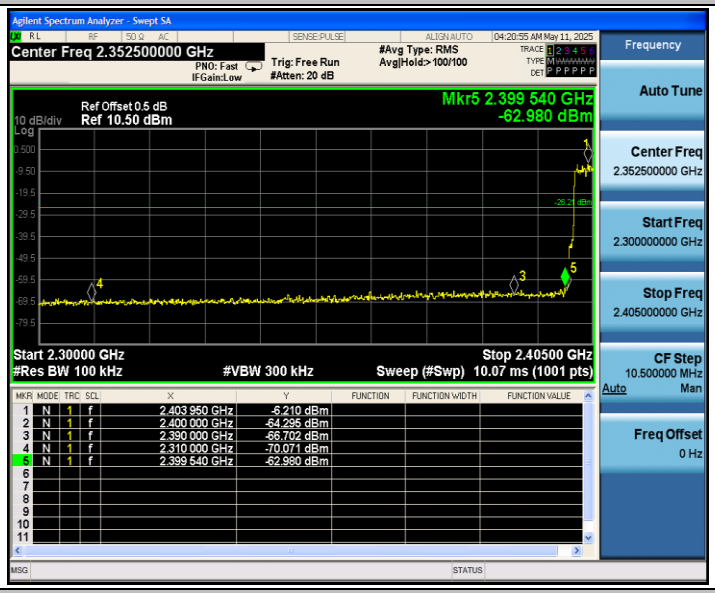

3DH5_Ant1_High_Hop_2480

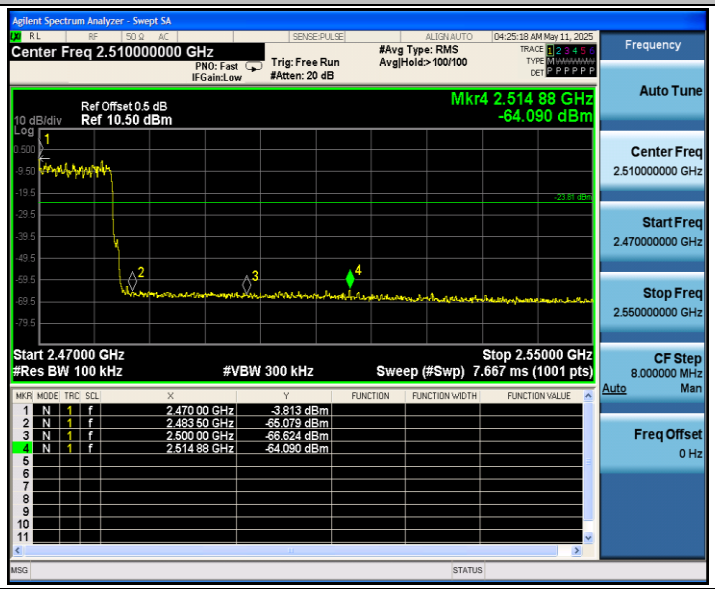

Appendix H: Conducted Spurious Emission

Test Result

TestMode	Antenna	Freq(MHz)	FreqRange [MHz]	RefLevel [dBm]	Result [dBm]	Limit [dBm]	Verdict
DH5	Ant1	2402	Reference	1.08	1.08	---	PASS
			30~1000	1.08	-67.26	≤-18.92	PASS
			1000~26500	1.08	-42.82	≤-18.92	PASS
		2441	Reference	0.67	0.67	---	PASS
			30~1000	0.67	-67.8	≤-19.33	PASS
			1000~26500	0.67	-43.94	≤-19.33	PASS
		2480	Reference	0.75	0.75	---	PASS
			30~1000	0.75	-67.68	≤-19.25	PASS
			1000~26500	0.75	-44.17	≤-19.25	PASS
2DH5	Ant1	2402	Reference	-4.58	-4.58	---	PASS
			30~1000	-4.58	-67.73	≤-24.58	PASS
			1000~26500	-4.58	-47.83	≤-24.58	PASS
		2441	Reference	-4.45	-4.45	---	PASS
			30~1000	-4.45	-67.43	≤-24.45	PASS
			1000~26500	-4.45	-49.19	≤-24.45	PASS
		2480	Reference	-4.00	-4.00	---	PASS
			30~1000	-4.00	-67.99	≤-24	PASS
			1000~26500	-4.00	-45.18	≤-24	PASS
3DH5	Ant1	2402	Reference	-4.32	-4.32	---	PASS
			30~1000	-4.32	-66.96	≤-24.32	PASS
			1000~26500	-4.32	-49.35	≤-24.32	PASS
		2441	Reference	-4.56	-4.56	---	PASS
			30~1000	-4.56	-67.98	≤-24.56	PASS
			1000~26500	-4.56	-49.44	≤-24.56	PASS
		2480	Reference	-4.30	-4.30	---	PASS
			30~1000	-4.30	-67.51	≤-24.3	PASS
			1000~26500	-4.30	-50.16	≤-24.3	PASS

Test Graphs

DH5_Ant1_2402_0~Reference

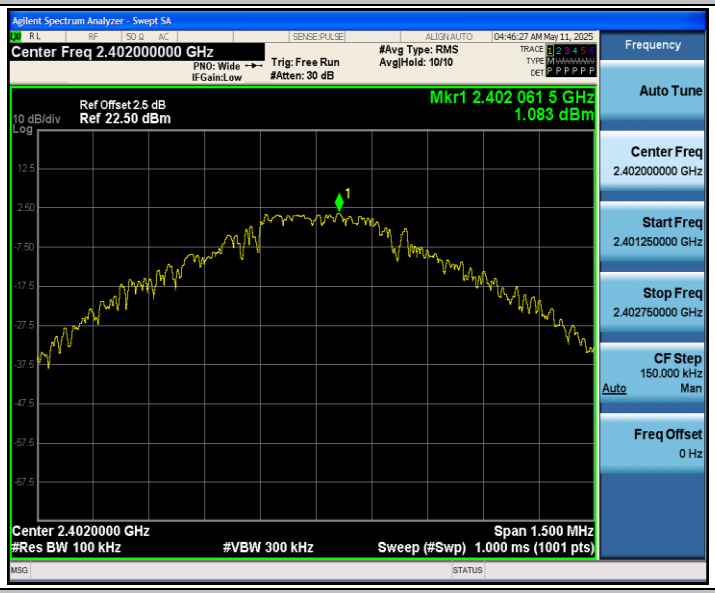

DH5_Ant1_2402_30~1000

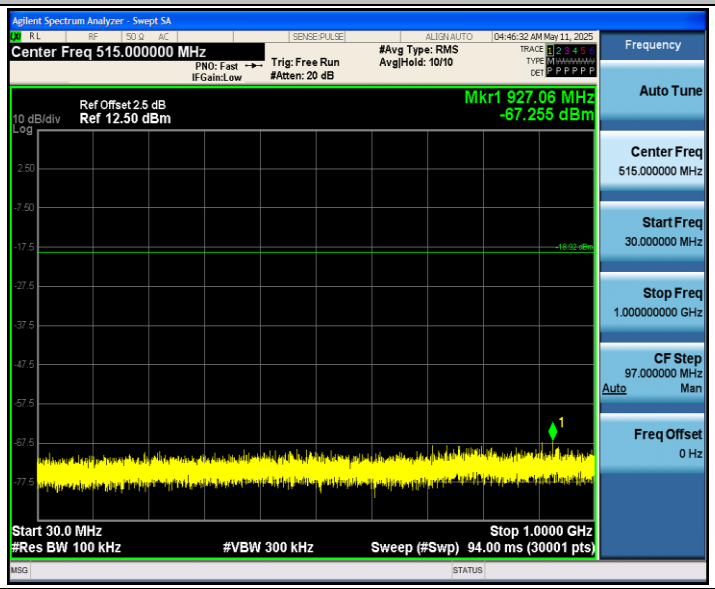

DH5_Ant1_2402_1000~26500

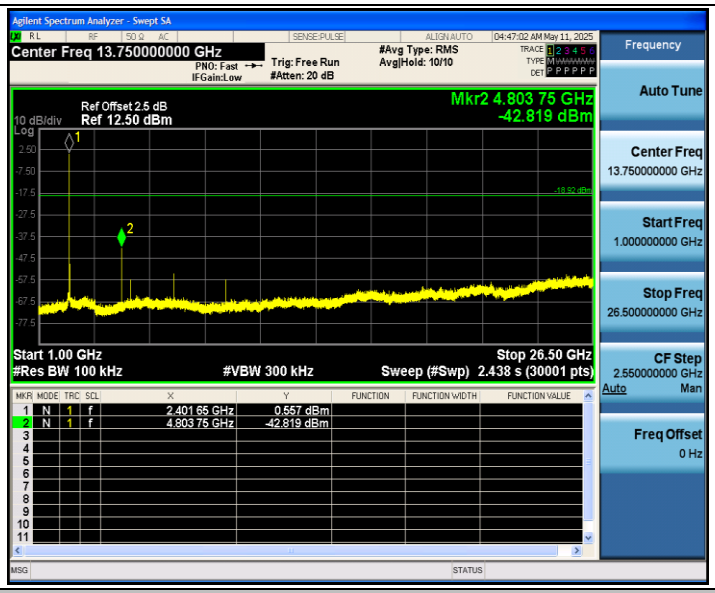

DH5_Ant1_2441_0~Reference

DH5_Ant1_2441_30~1000

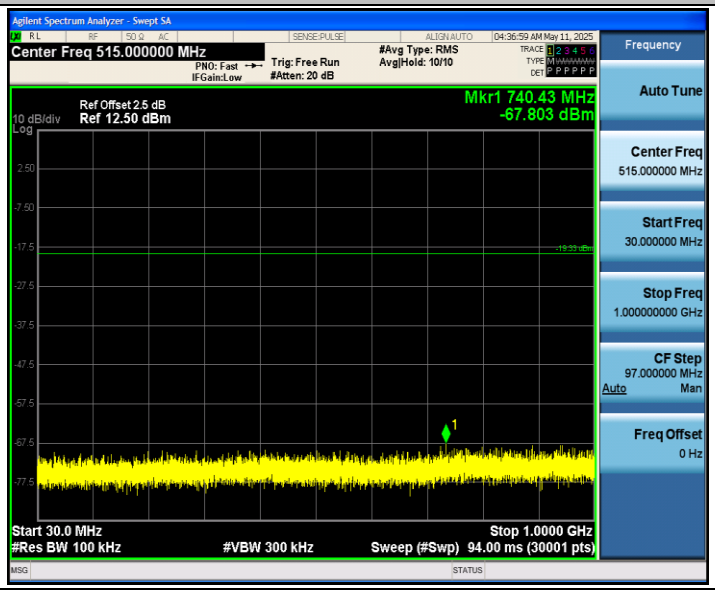

DH5_Ant1_2441_1000~26500

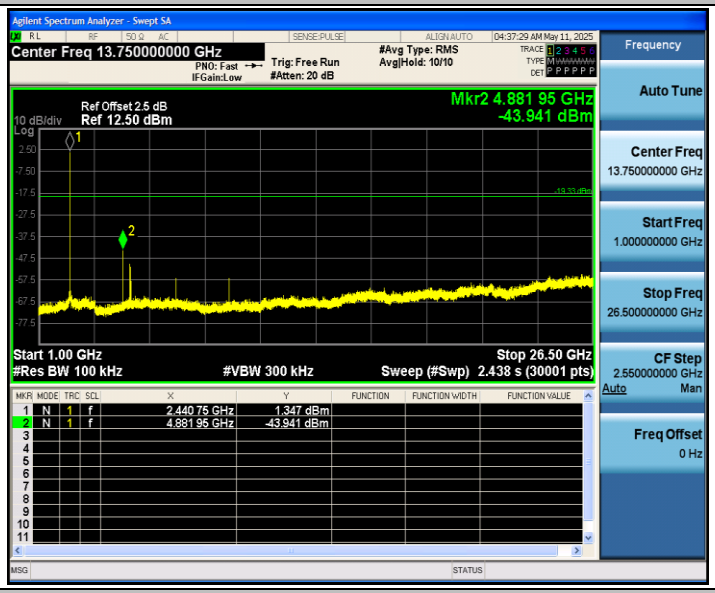

DH5_Ant1_2480_0~Reference

DH5_Ant1_2480_30~1000

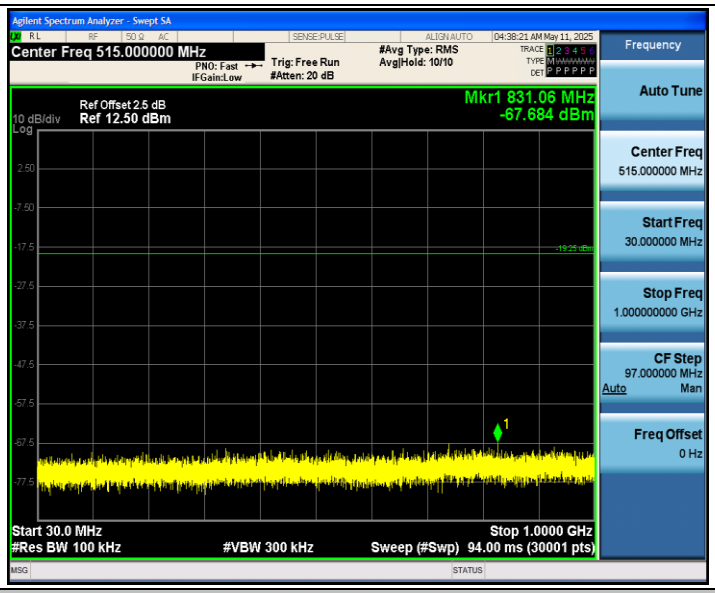

DH5_Ant1_2480_1000~26500

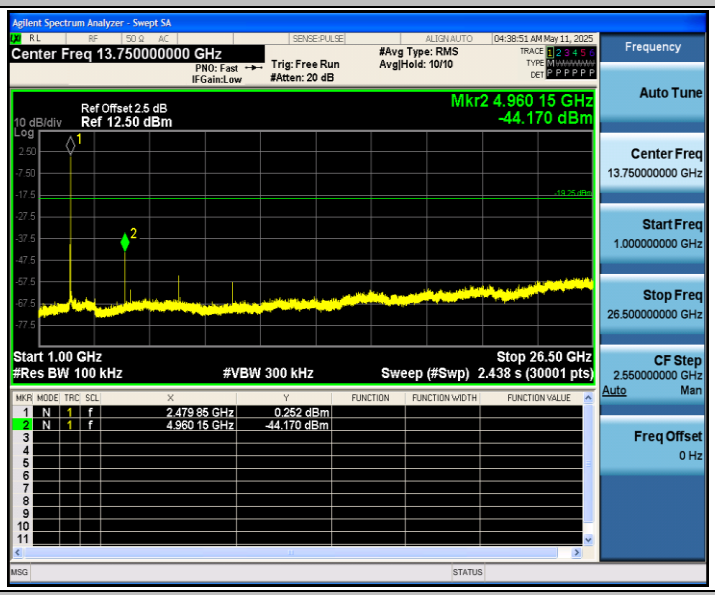
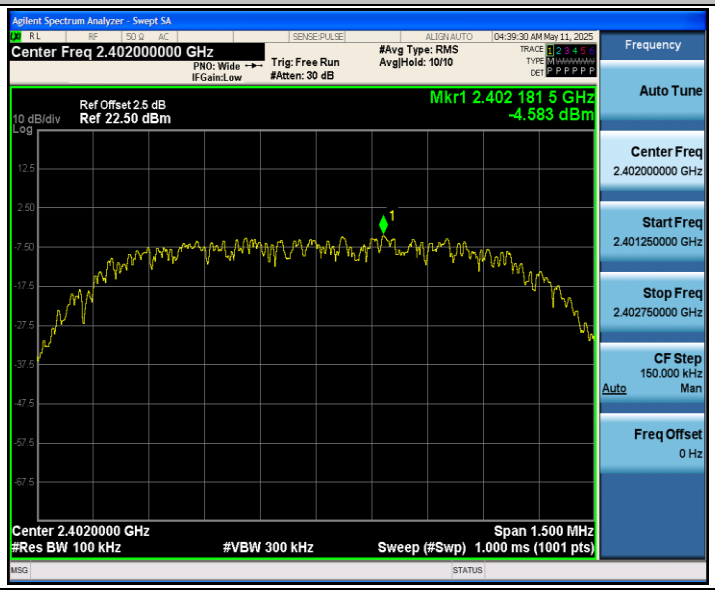
2DH5_Ant1_2402_0~Reference