FCC Appendix RF Test Data

FCC ID	**:**	**2BPTB-CTAB12**
Company:	**:**	**LEON TRADE(H.K.)CO.,LIMITED.**
EUT	**:**	**11.97 inch Tablet**
Model Number	**:**	**Ctab 12**
Report No.	**:**	**CTA25050803004**
Reviewed By	**:**	**Eric Wang**

Appendix A1: Emission Bandwidth

Test Result

TestMode	Antenna	Freq(MHz)	26db EBW [MHz]	FL[MHz]	FH[MHz]	Limit[MHz]	Verdict
11A	Ant1	5180	23.720	5169.960	5193.680	---	---
		5220	23.520	5208.640	5232.160	---	---
		5240	26.120	5226.840	5252.960	---	---
		5745	25.880	5730.520	5756.400	---	---
		5785	24.440	5772.880	5797.320	---	---
		5825	22.120	5813.800	5835.920	---	---
11N20SISO	Ant1	5180	26.000	5168.120	5194.120	---	---
		5220	25.680	5207.800	5233.480	---	---
		5240	25.680	5227.760	5253.440	---	---
		5745	24.480	5733.000	5757.480	---	---
		5785	24.600	5772.960	5797.560	---	---
		5825	24.840	5812.760	5837.600	---	---
11N40SISO	Ant1	5190	52.560	5168.800	5221.360	---	---
		5230	48.240	5208.320	5256.560	---	---
		5755	49.280	5727.640	5776.920	---	---
		5795	42.960	5773.800	5816.760	---	---
11AC20SISO	Ant1	5180	21.760	5169.720	5191.480	---	---
		5220	25.360	5206.280	5231.640	---	---
		5240	24.800	5226.560	5251.360	---	---
		5745	25.960	5731.200	5757.160	---	---
		5785	31.160	5770.000	5801.160	---	---
		5825	21.840	5814.040	5835.880	---	---
11AC40SISO	Ant1	5190	56.560	5163.520	5220.080	---	---
		5230	56.640	5202.240	5258.880	---	---
		5755	55.040	5724.520	5779.560	---	---
		5795	52.160	5767.400	5819.560	---	---
11AC80SISO	Ant1	5210	83.840	5170.160	5254.000	---	---
		5775	105.120	5724.280	5829.400	---	---

Test Graphs

11A_Ant1_5180

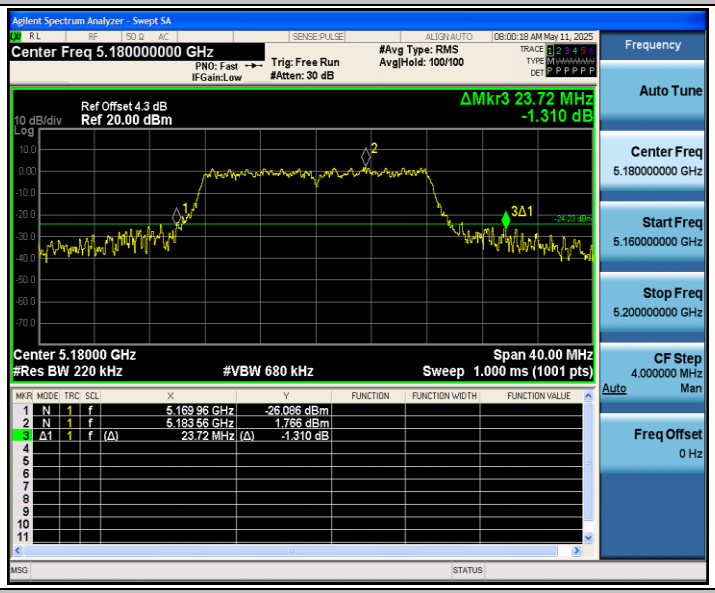

11A_Ant1_5220

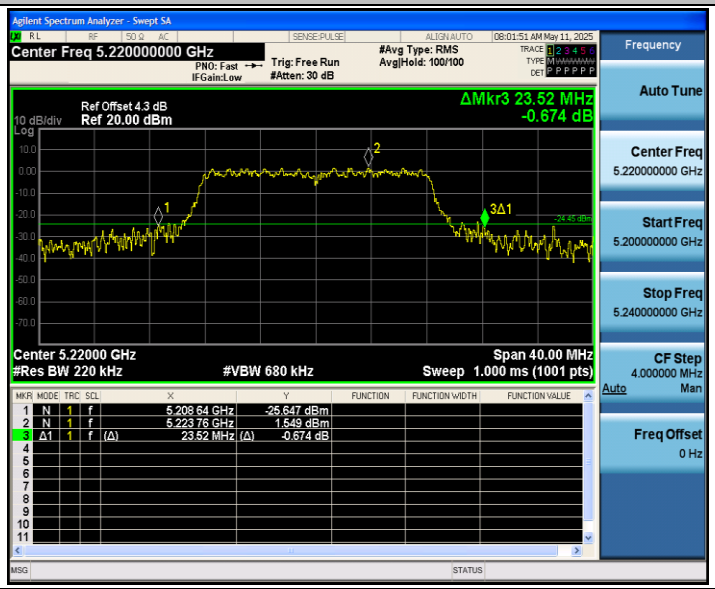

11A_Ant1_5240

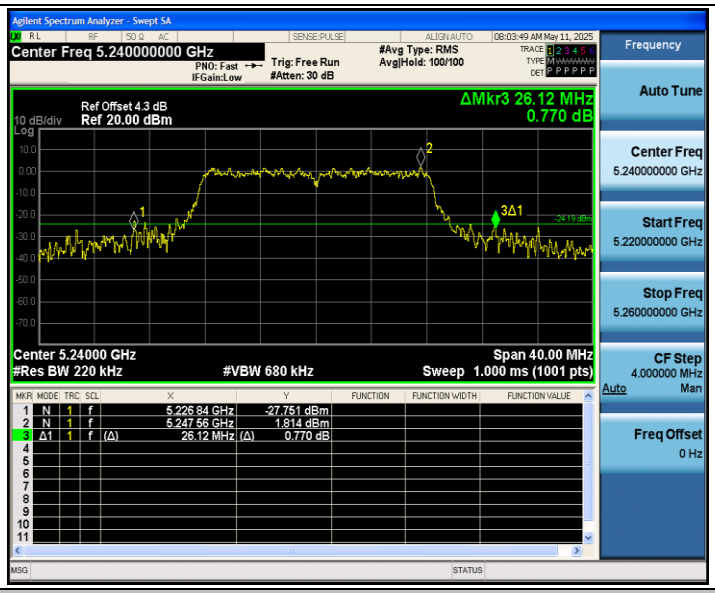

11A_Ant1_5745

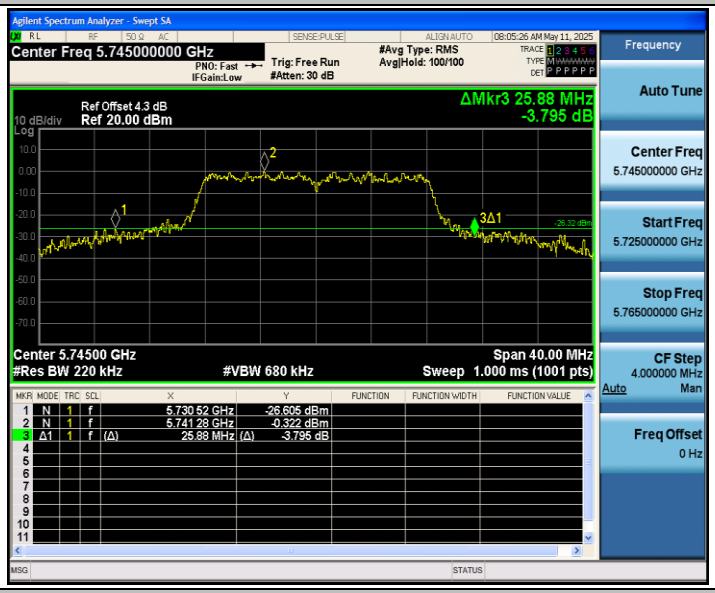

11A_Ant1_5785

11A_Ant1_5825

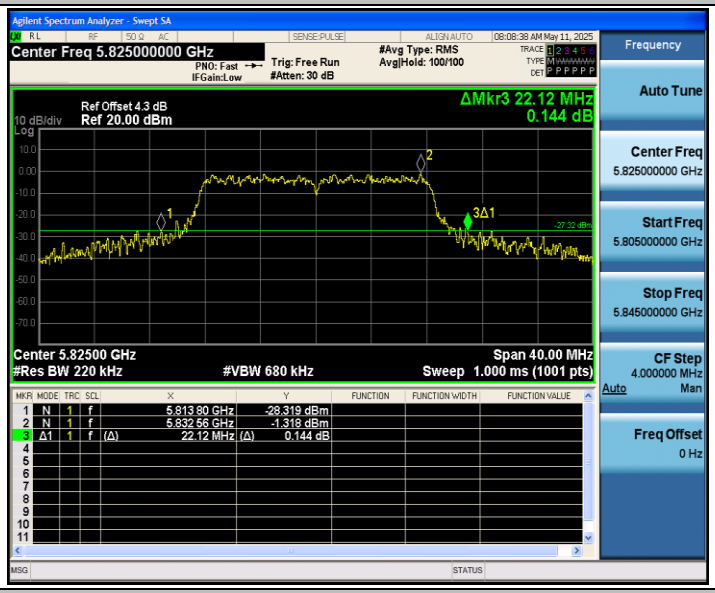

11N20SISO_Ant1_5180

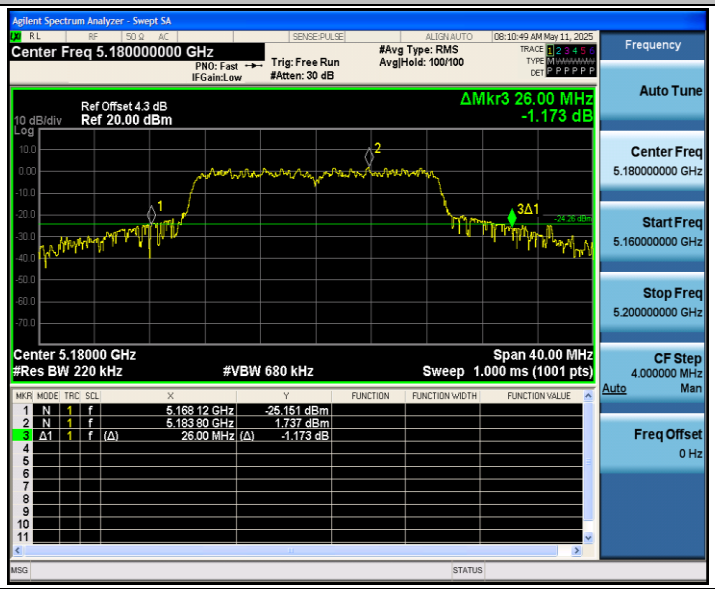

11N20SISO_Ant1_5220

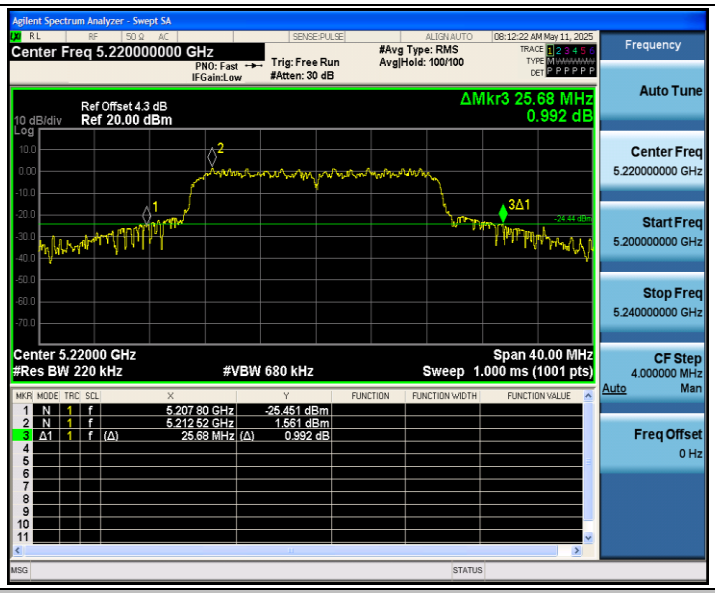

11N20SISO_Ant1_5240

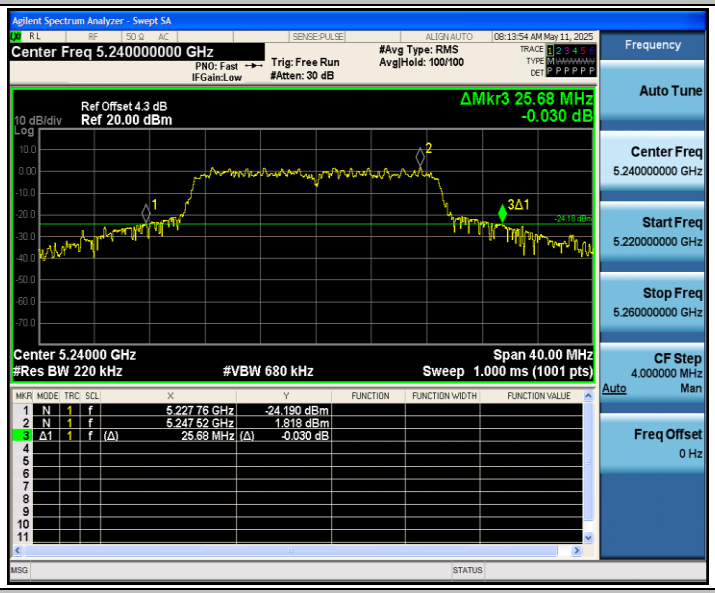

11N20SISO_Ant1_5745

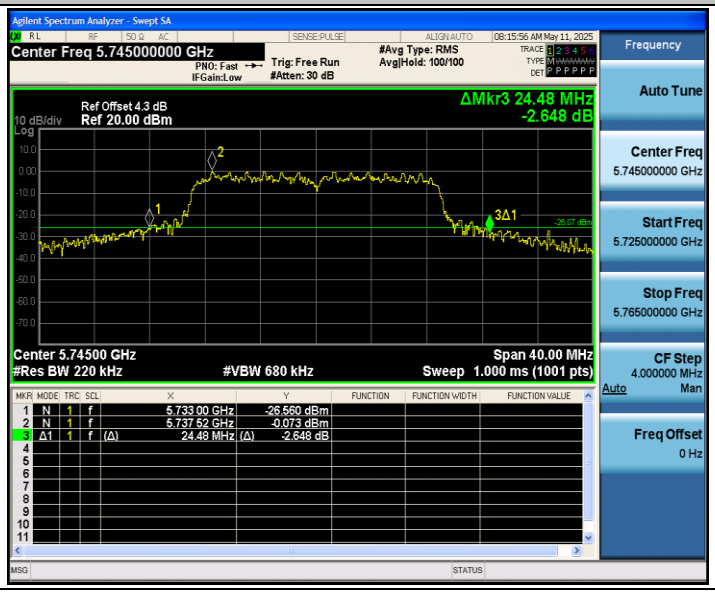

11N20SISO_Ant1_5785

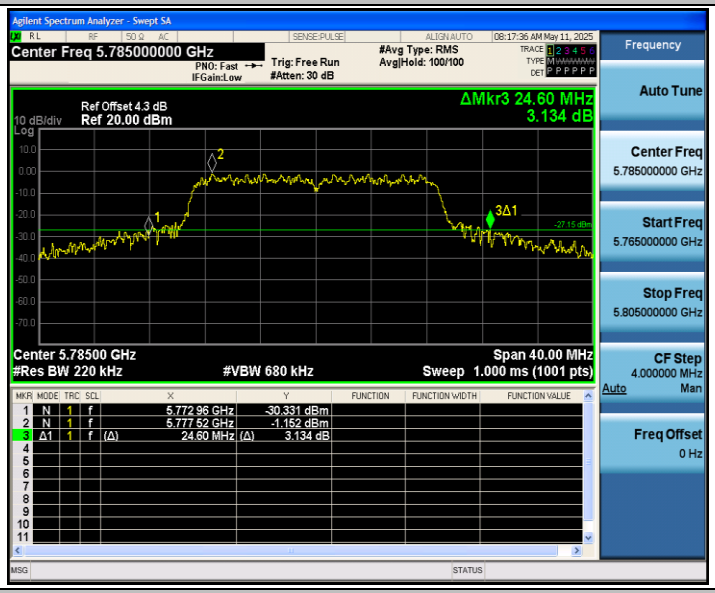

11N20SISO_Ant1_5825

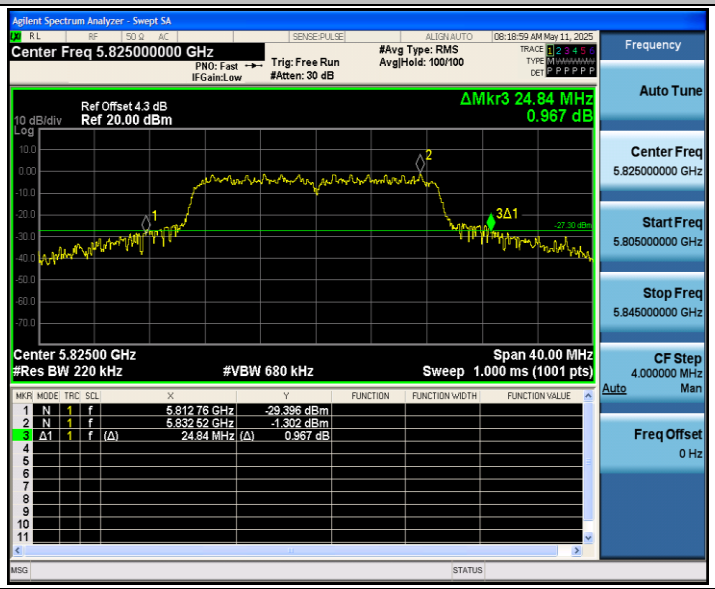

11N40SISO_Ant1_5190

11N40SISO_Ant1_5230

11N40SISO_Ant1_5755

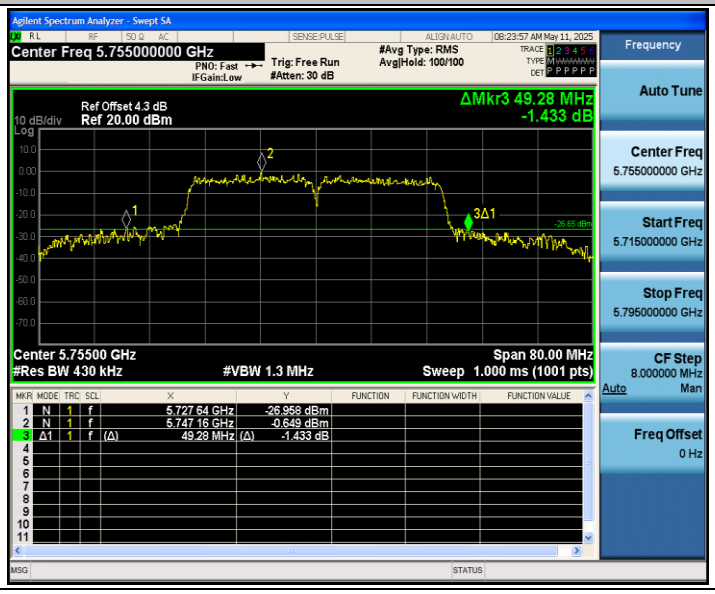

11N40SISO_Ant1_5795

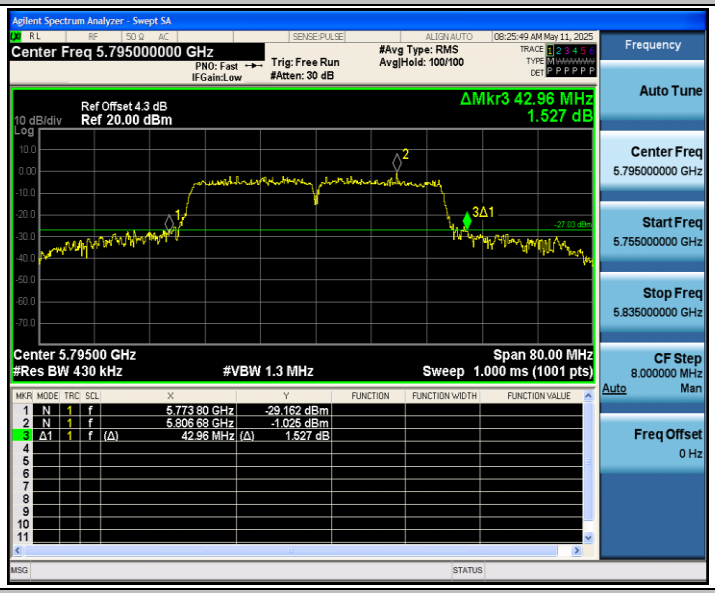

11AC20SISO_Ant1_5180

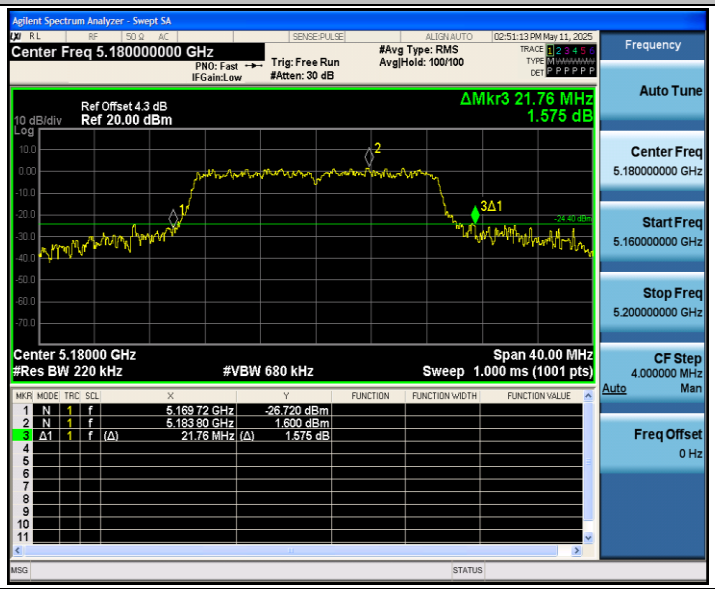

11AC20SISO_Ant1_5220

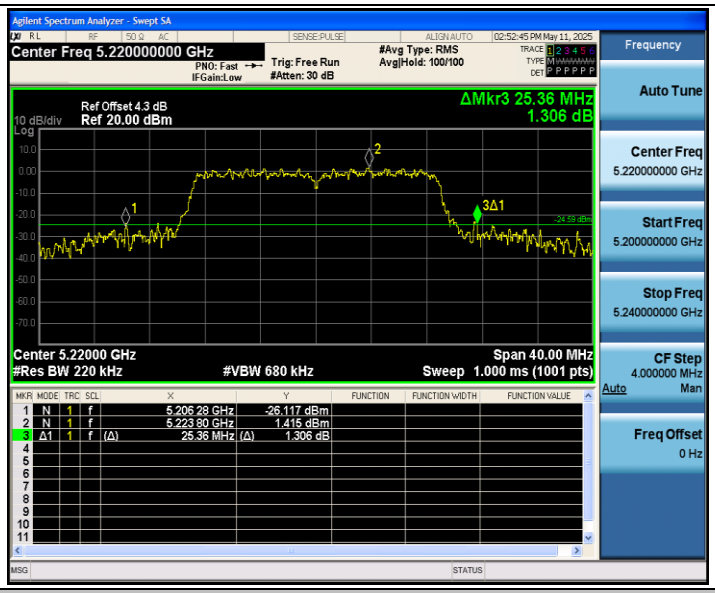

11AC20SISO_Ant1_5240

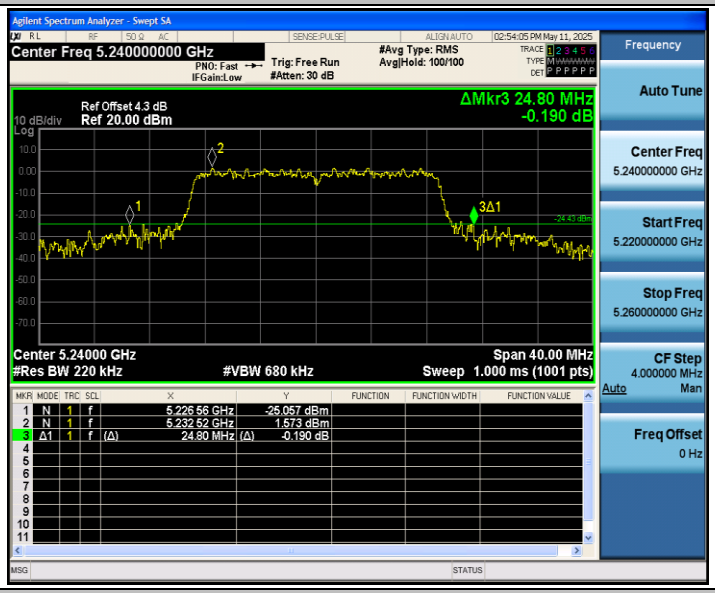

11AC20SISO_Ant1_5745

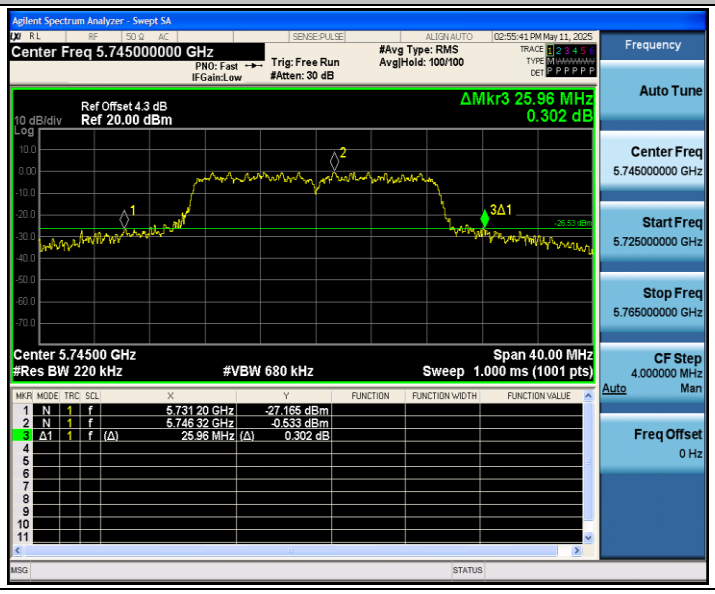

11AC20SISO_Ant1_5785

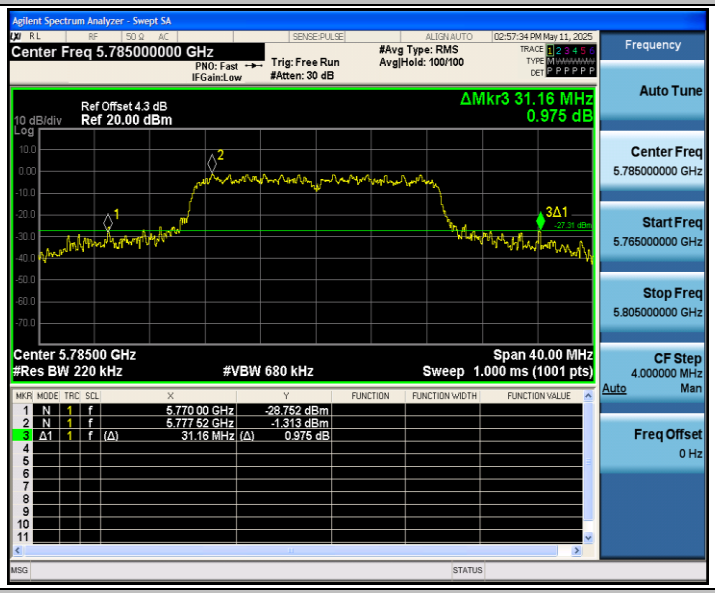

11AC20SISO_Ant1_5825

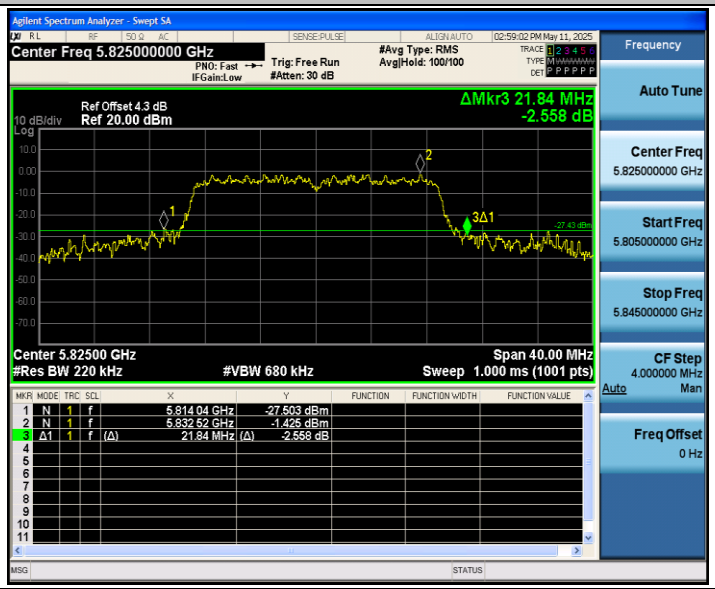

11AC40SISO_Ant1_5190

11AC40SISO_Ant1_5230

11AC40SISO_Ant1_5755

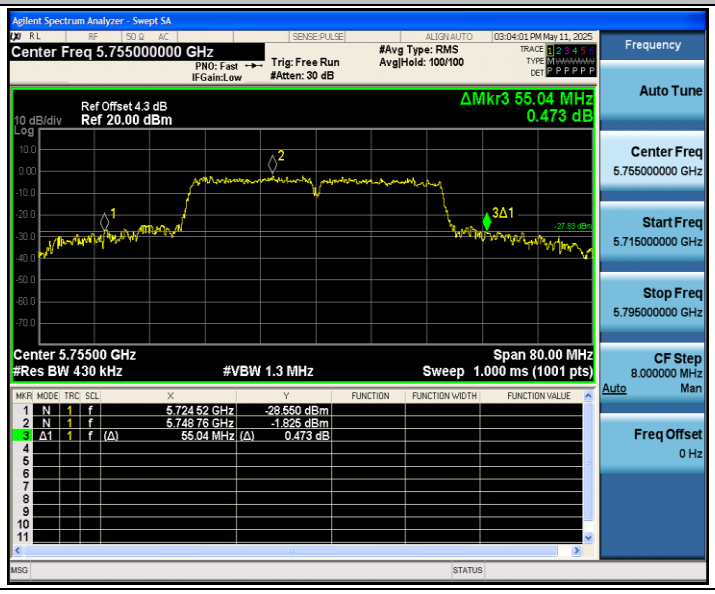

11AC40SISO_Ant1_5795

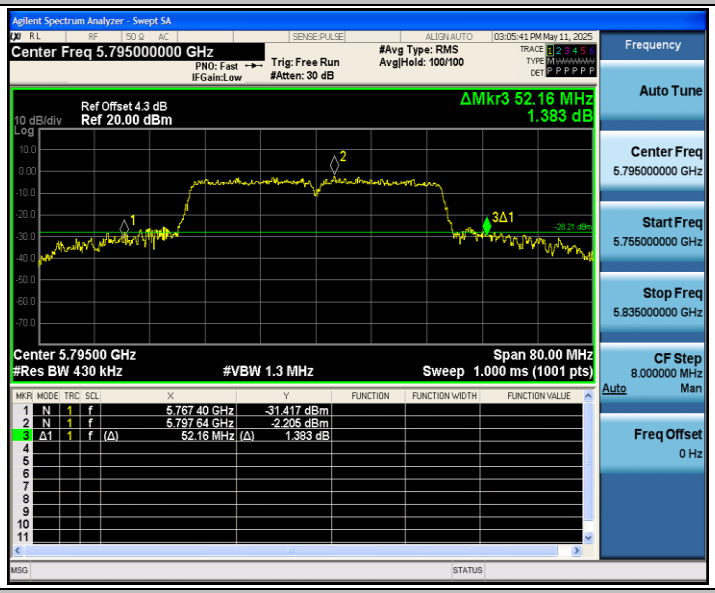

11AC80SISO_Ant1_5210

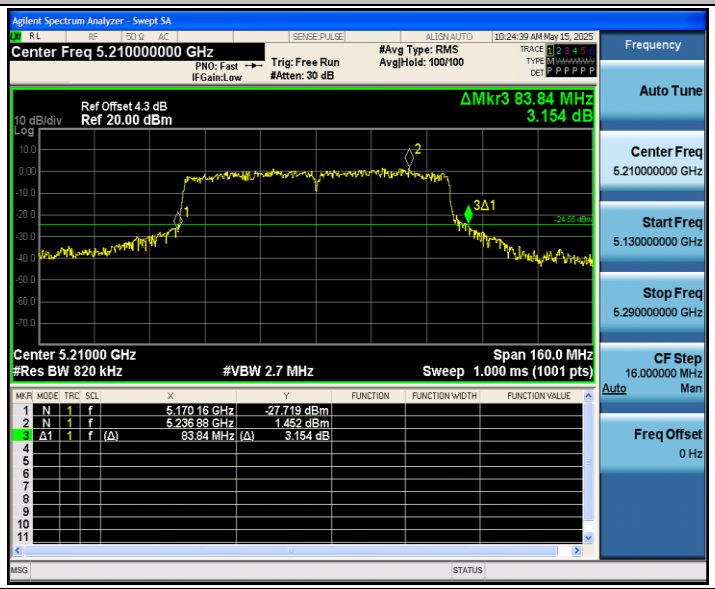

11AC80SISO_Ant1_5775

Agilent Spectrum Analyzer - Swept SA
Center Freq 5.775000000 GHz
PNO: Fast
IFGain:Low
Trig: Free Run
#Atten: 30 dB
#Avg Type: RMS
Avg|Hold: 100/100
10:31:35 AM May 15, 2025
Frequency
Auto Tune
Center Freq
5.775000000 GHz
Start Freq
5.695000000 GHz
Stop Freq
5.855000000 GHz
CF Step
16.000000 MHz
Auto
Man
Freq Offset
0 Hz
Ref Offset 4.3 dB
10 dB/div
Ref 20.00 dBm
Log
ΔMkr3 105.12 MHz
-2.774 dB
3Δ1
-27.86 dBm
Center 5.77500 GHz
#Res BW 820 kHz
#VBW 2.7 MHz
Span 160.0 MHz
Sweep 1.000 ms (1001 pts)
MKR MODE TRC SCL X Y FUNCTION FUNCTION WIDTH FUNCTION VALUE
1 N 1 f 5.724 28 GHz -31.553 dBm
2 N 1 f 5.753 08 GHz -1.861 dBm
3 Δ1 1 f (Δ) 105.12 MHz (Δ) -2.774 dB
MSG
STATUS

Appendix A2: Occupied channel bandwidth

Test Result

TestMode	Antenna	Freq(MHz)	OCB [MHz]	FL[MHz]	FH[MHz]	Limit[MHz]	Verdict
11A	Ant1	5180	17.124	5171.4761	5188.6001	---	---
		5220	17.105	5211.4874	5228.5924	---	---
		5240	17.143	5231.4481	5248.5911	---	---
		5745	17.260	5736.3285	5753.5885	---	---
		5785	17.139	5776.4607	5793.5997	---	---
		5825	17.135	5816.4522	5833.5872	---	---
11N20SISO	Ant1	5180	18.193	5170.9974	5189.1904	---	---
		5220	18.126	5211.0054	5229.1314	---	---
		5240	18.165	5230.9553	5249.1203	---	---
		5745	18.180	5735.9012	5754.0812	---	---
		5785	18.059	5776.0172	5794.0762	---	---
		5825	18.080	5816.0291	5834.1091	---	---
11N40SISO	Ant1	5190	36.808	5171.7681	5208.5761	---	---
		5230	36.750	5211.7178	5248.4678	---	---
		5755	36.594	5736.6876	5773.2816	---	---
		5795	36.445	5776.8274	5813.2724	---	---
11AC20SISO	Ant1	5180	17.944	5171.1064	5189.0504	---	---
		5220	17.964	5211.0736	5229.0376	---	---
		5240	17.970	5231.0322	5249.0022	---	---
		5745	18.060	5735.9623	5754.0223	---	---
		5785	17.931	5776.0435	5793.9745	---	---
		5825	17.951	5816.0449	5833.9959	---	---
11AC40SISO	Ant1	5190	37.088	5171.5659	5208.6539	---	---
		5230	37.023	5211.4919	5248.5149	---	---
		5755	36.775	5736.5017	5773.2767	---	---
		5795	36.601	5776.6772	5813.2782	---	---
11AC80SISO	Ant1	5210	75.613	5172.4568	5248.0698	---	---
		5775	76.105	5736.9585	5813.0635	---	---

Test Graphs

11A_Ant1_5180

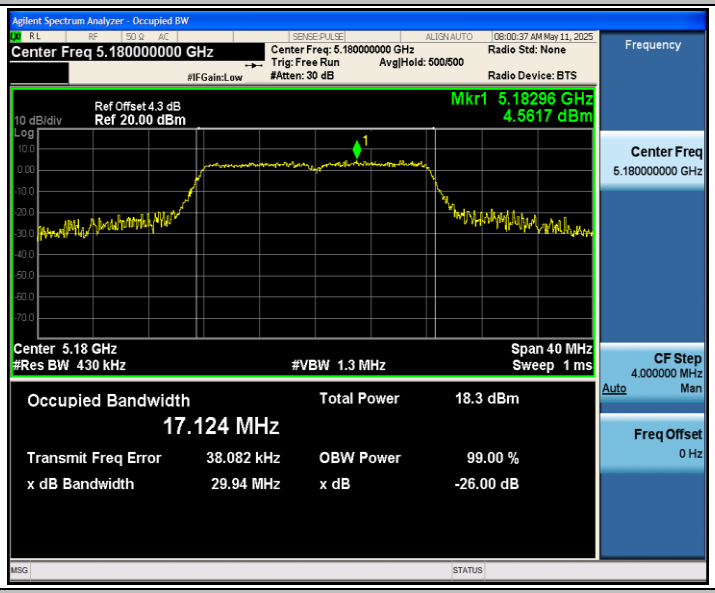

11A_Ant1_5220

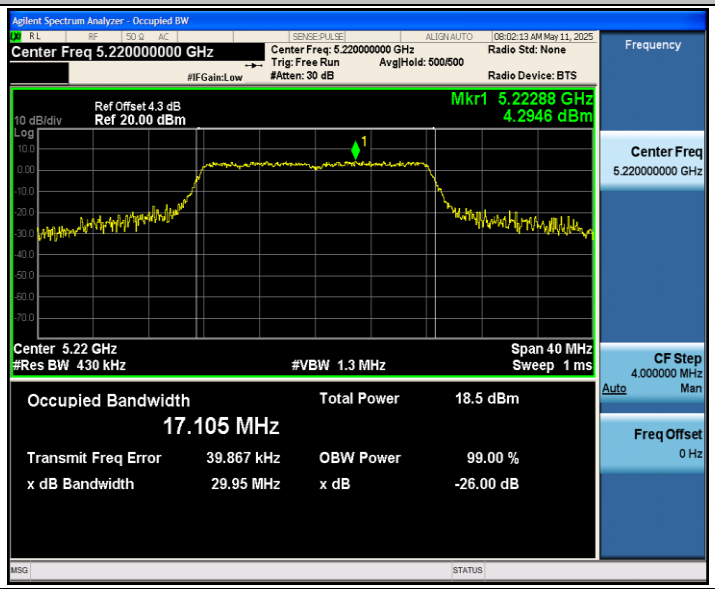

11A_Ant1_5240

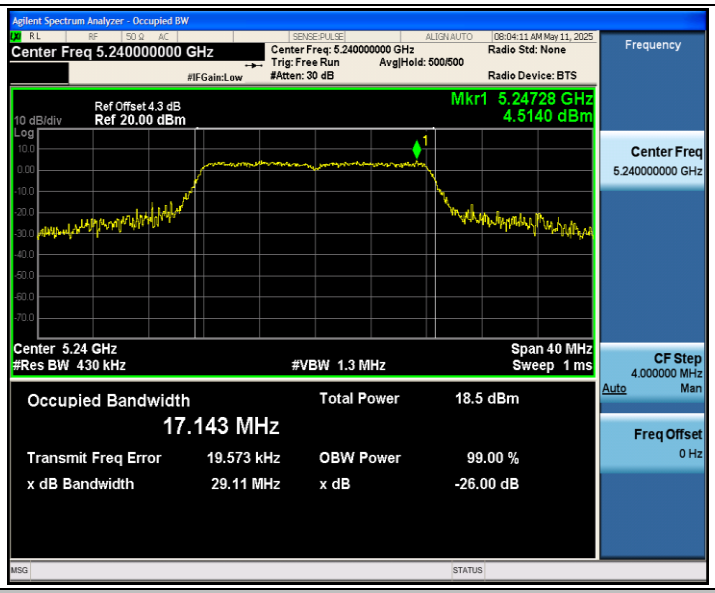

11A_Ant1_5745

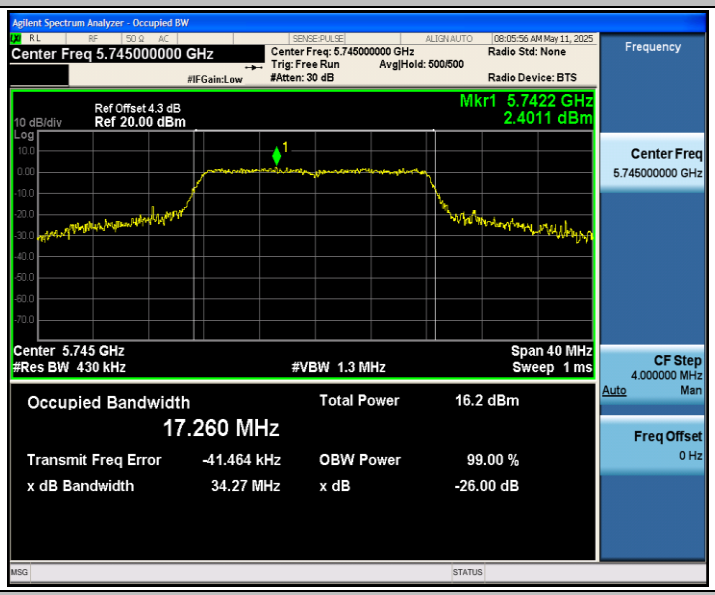

11A_Ant1_5785

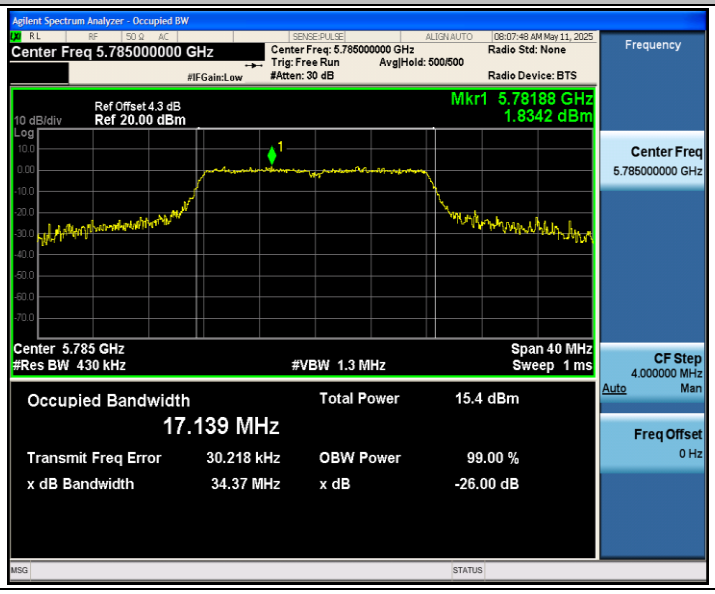

11A_Ant1_5825

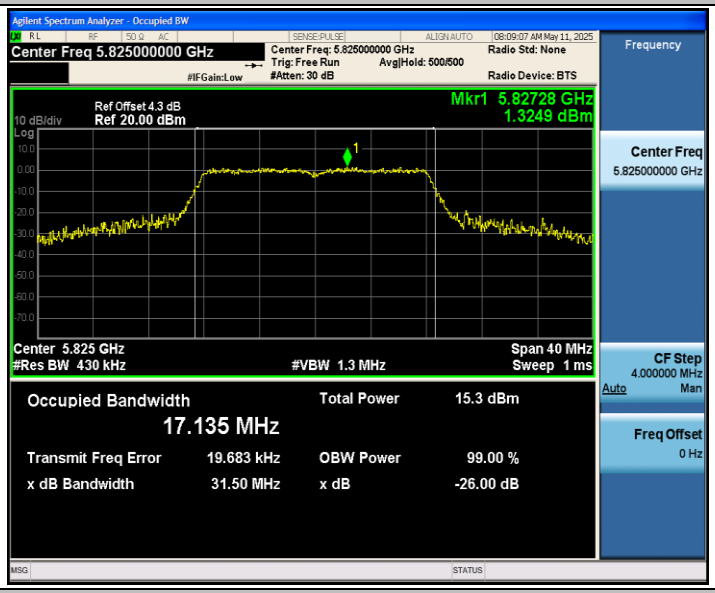

11N20SISO_Ant1_5180

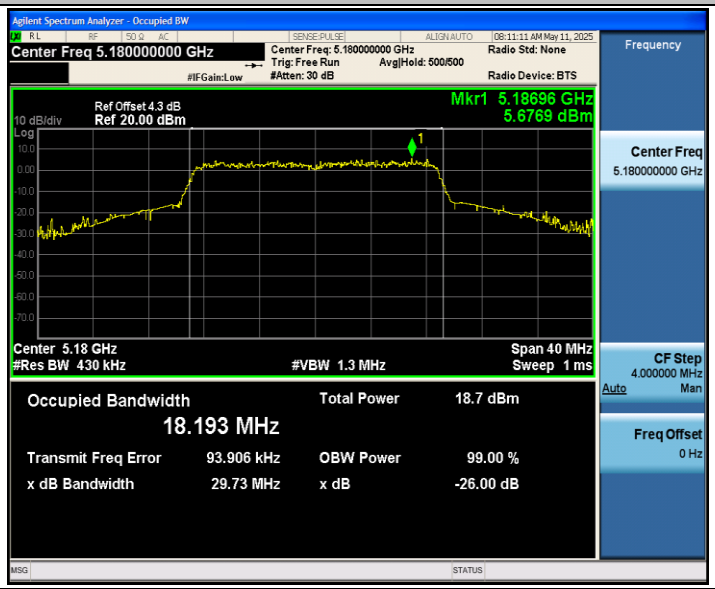

11N20SISO_Ant1_5220

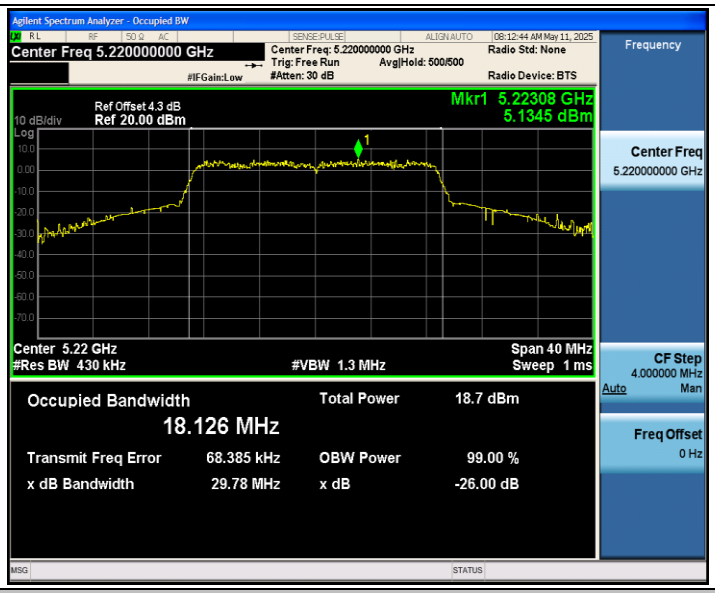

11N20SISO_Ant1_5240

11N20SISO_Ant1_5745

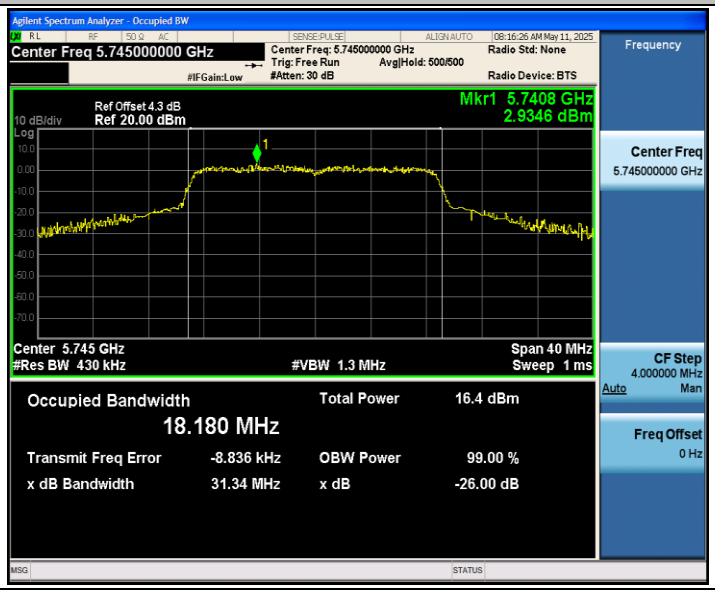

11N20SISO_Ant1_5785

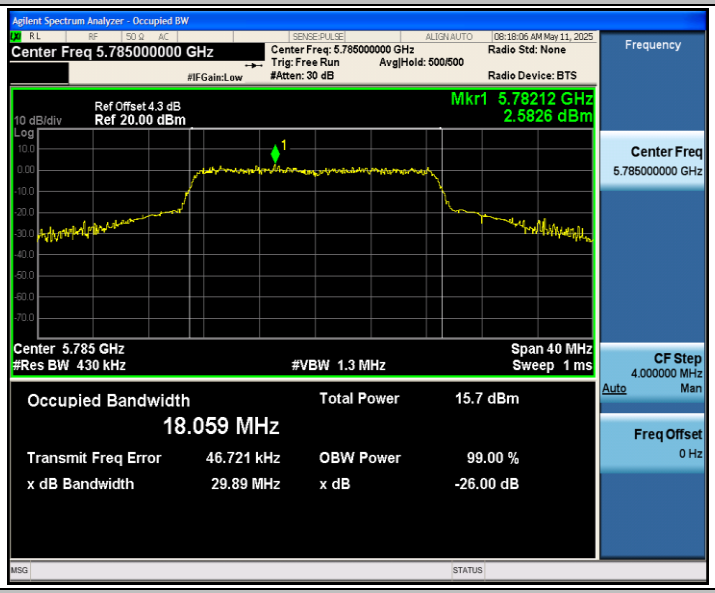

11N20SISO_Ant1_5825

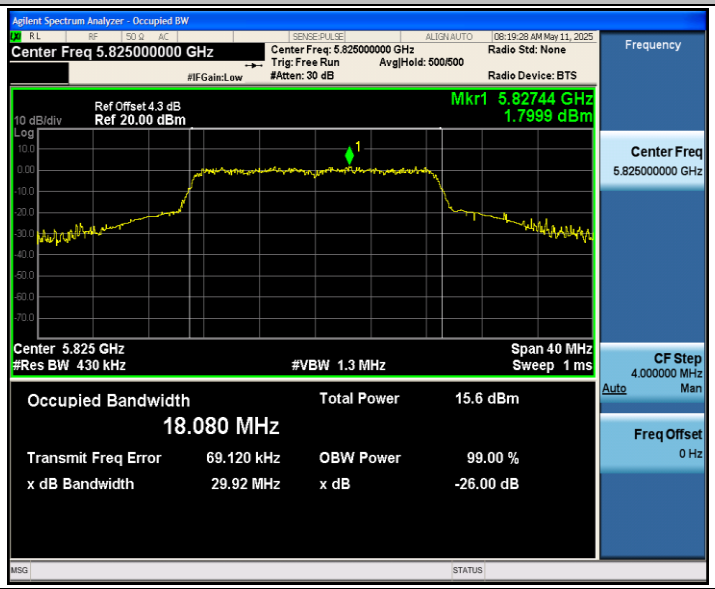

11N40SISO_Ant1_5190

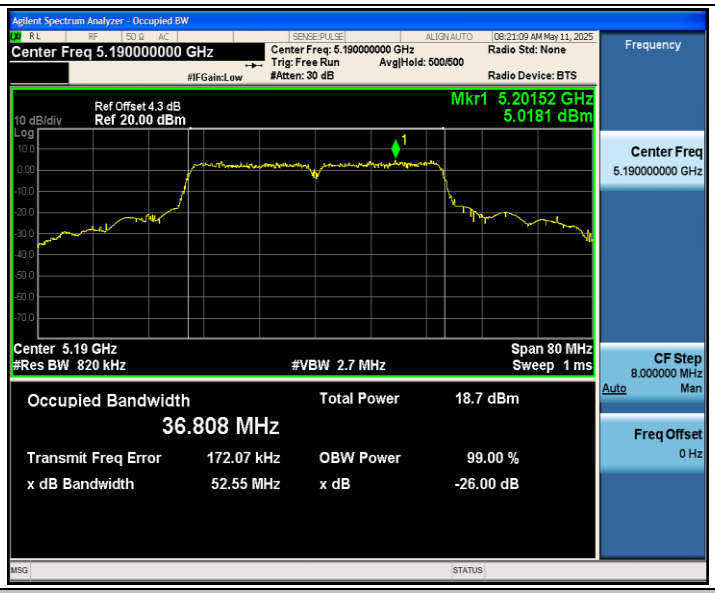

11N40SISO_Ant1_5230

11N40SISO_Ant1_5755

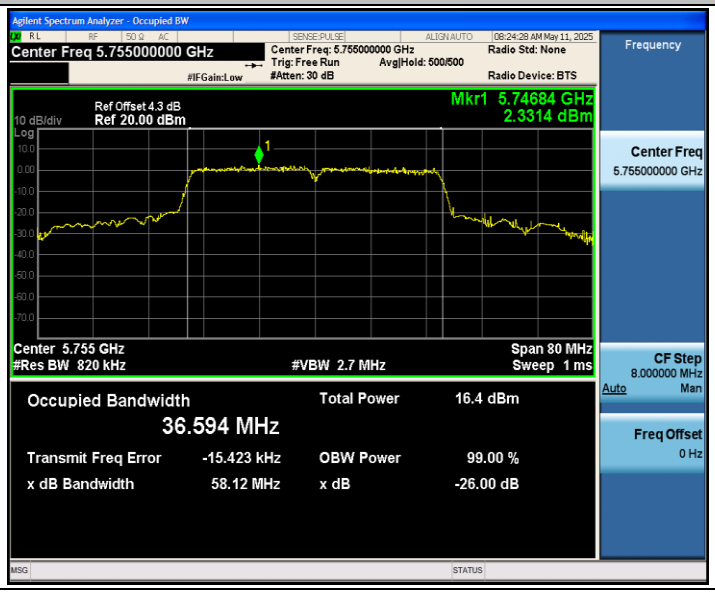

11N40SISO_Ant1_5795

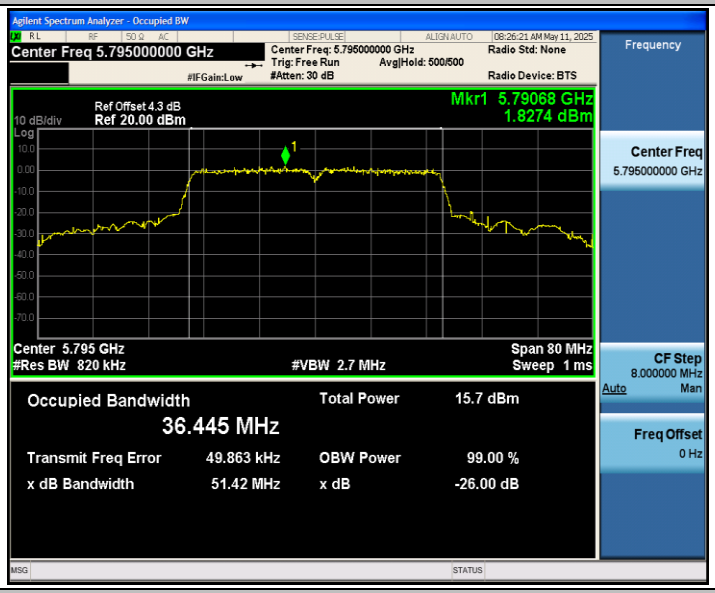

11AC20SISO_Ant1_5180

11AC20SISO_Ant1_5220

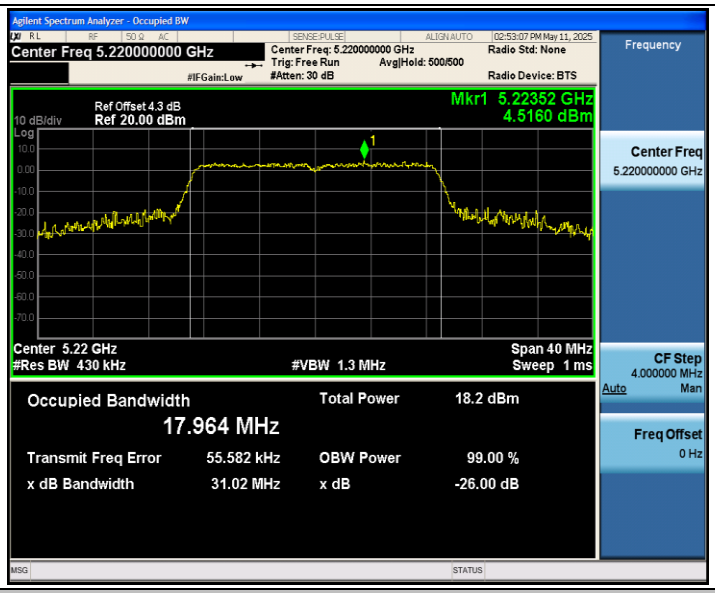

11AC20SISO_Ant1_5240

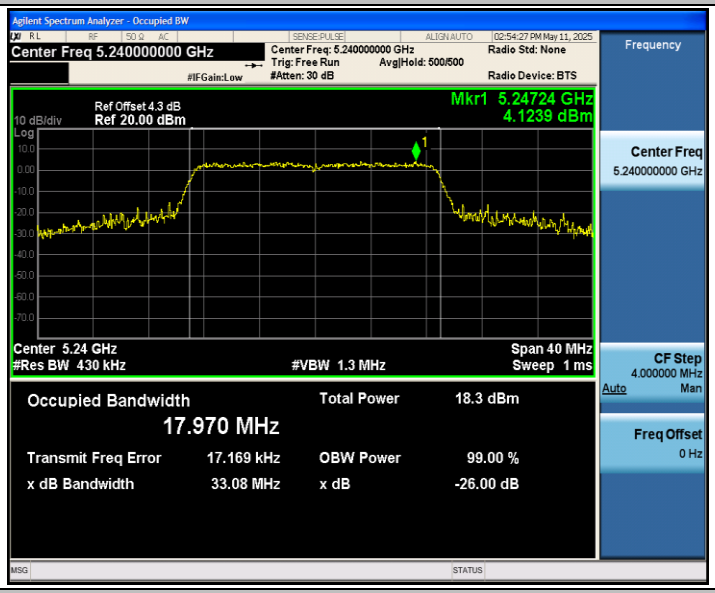

11AC20SISO_Ant1_5745

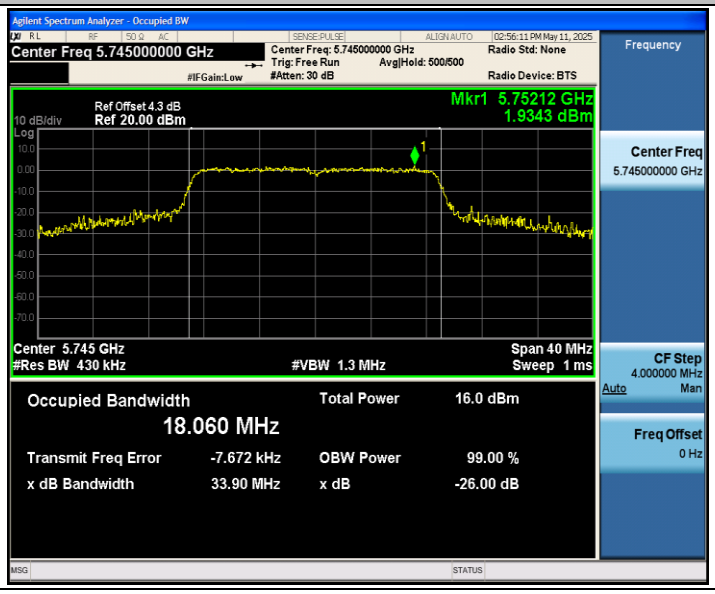

11AC20SISO_Ant1_5785

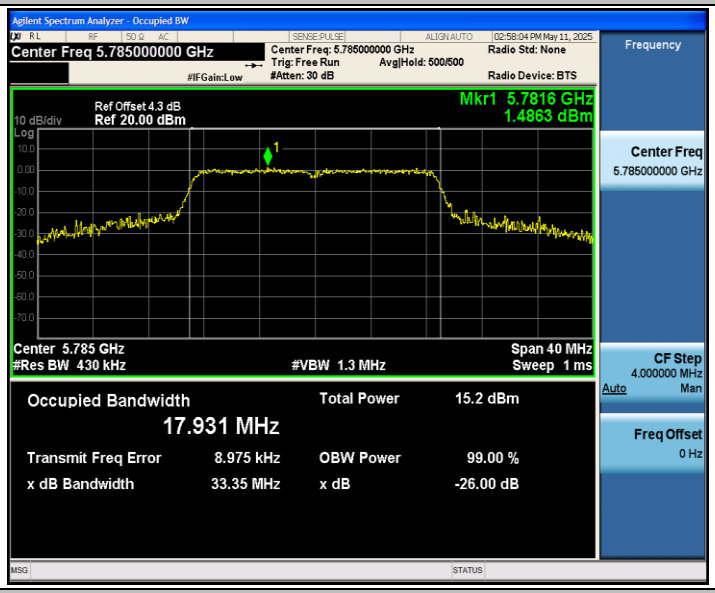

11AC20SISO_Ant1_5825

11AC40SISO_Ant1_5190

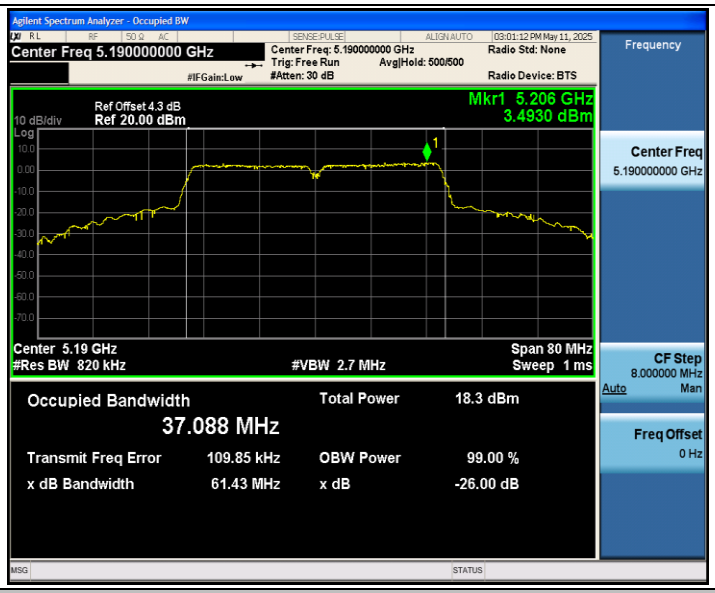

11AC40SISO_Ant1_5230

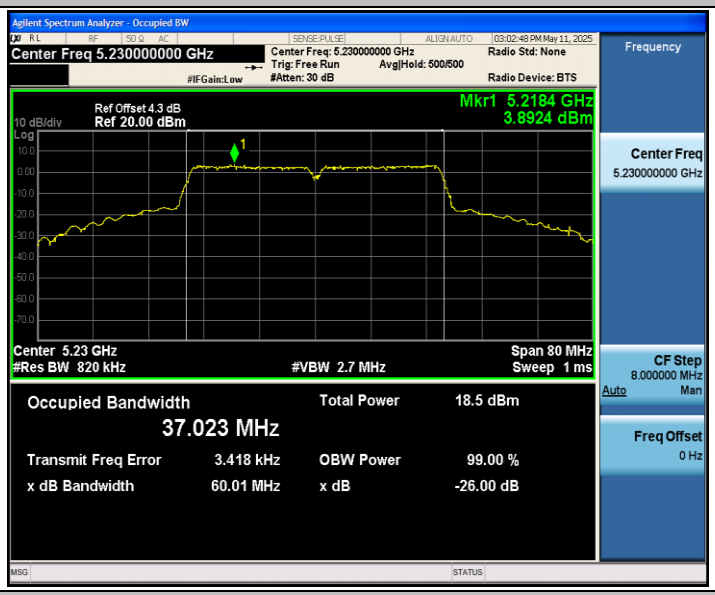

11AC40SISO_Ant1_5755

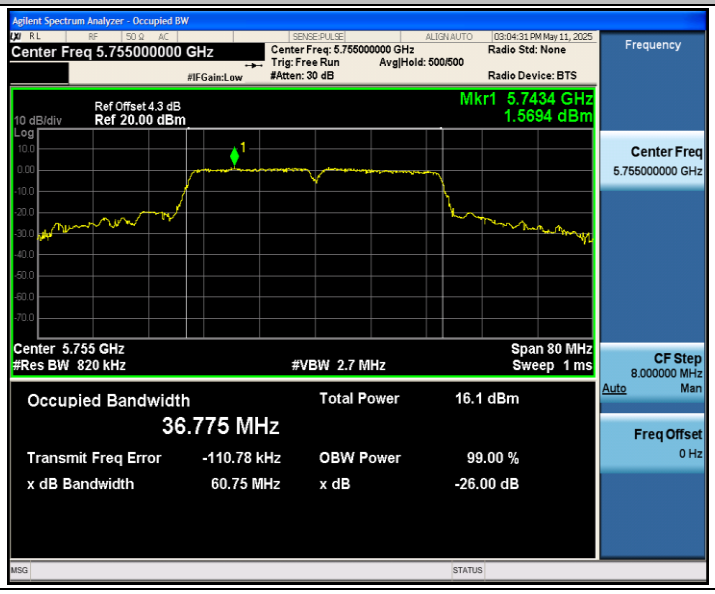

11AC40SISO_Ant1_5795

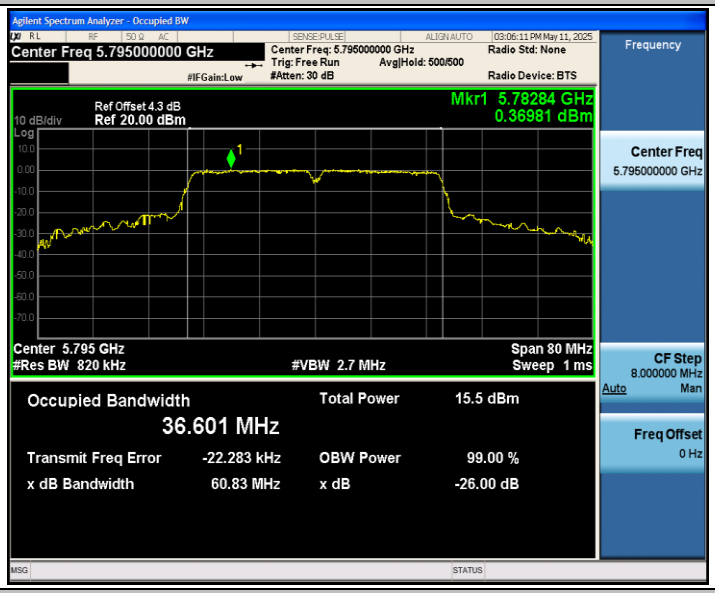

11AC80SISO_Ant1_5210

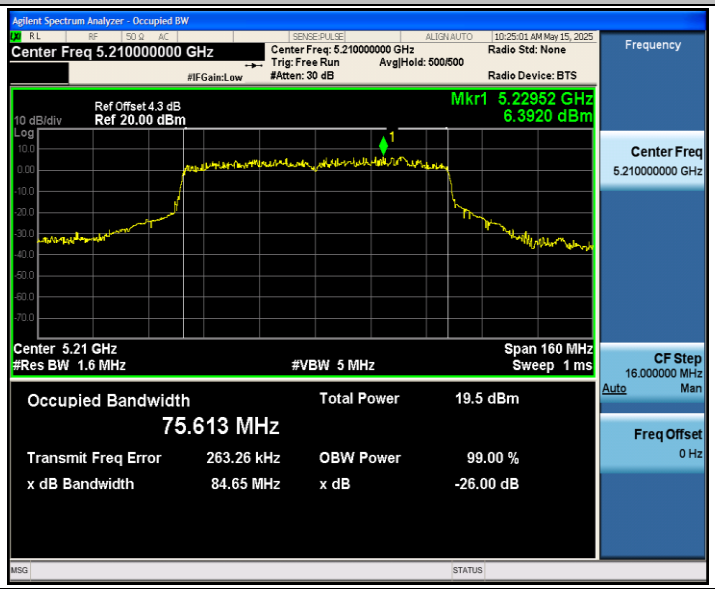

11AC80SISO_Ant1_5775

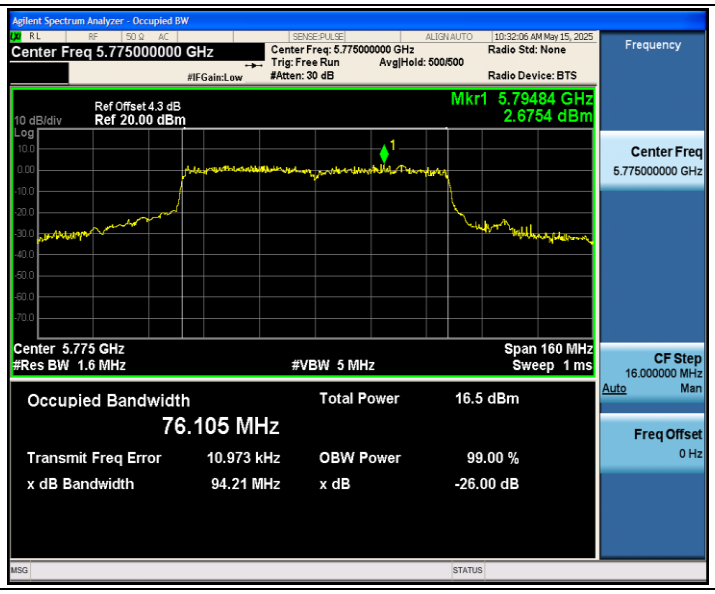
Agilent Spectrum Analyzer - Occupied BW
Center Freq 5.775000000 GHz
Center Freq: 5.775000000 GHz
Trig: Free Run
Avg|Hold: 500/500
#Atten: 30 dB
#IFGain:Low
Radio Std: None
Radio Device: BTS
10:32:06 AM May 15, 2025
Frequency
Ref Offset 4.3 dB
10 dB/div
Ref 20.00 dBm
Log
Mkr1 5.79484 GHz
2.6754 dBm
Center 5.775 GHz
#Res BW 1.6 MHz
#VBW 5 MHz
Span 160 MHz
Sweep 1 ms
Occupied Bandwidth
76.105 MHz
Total Power 16.5 dBm
Transmit Freq Error 10.973 kHz
OBW Power 99.00 %
x dB Bandwidth 94.21 MHz
x dB -26.00 dB
Center Freq
5.775000000 GHz
CF Step
16.000000 MHz
Auto Man
Freq Offset
0 Hz
MSG
STATUS

Appendix A3: Min emission bandwidth

Test Result B4

TestMode	Antenna	Freq(MHz)	6db EBW [MHz]	FL[MHz]	FH[MHz]	Limit[MHz]	Verdict
11A	Ant1	5745	16.000	5737.120	5753.120	0.5	PASS
		5785	16.320	5776.840	5793.160	0.5	PASS
		5825	16.320	5816.840	5833.160	0.5	PASS
11N20SISO	Ant1	5745	16.920	5736.360	5753.280	0.5	PASS
		5785	16.960	5776.360	5793.320	0.5	PASS
		5825	16.920	5816.480	5833.400	0.5	PASS
11N40SISO	Ant1	5755	35.200	5737.400	5772.600	0.5	PASS
		5795	35.200	5777.400	5812.600	0.5	PASS
11AC20SISO	Ant1	5745	16.800	5736.600	5753.400	0.5	PASS
		5785	16.920	5776.600	5793.520	0.5	PASS
		5825	16.960	5816.520	5833.480	0.5	PASS
11AC40SISO	Ant1	5755	35.440	5737.160	5772.600	0.5	PASS
		5795	35.200	5777.400	5812.600	0.5	PASS
11AC80SISO	Ant1	5775	75.200	5737.400	5812.600	0.5	PASS

Test Graphs B4

11A_Ant1_5745

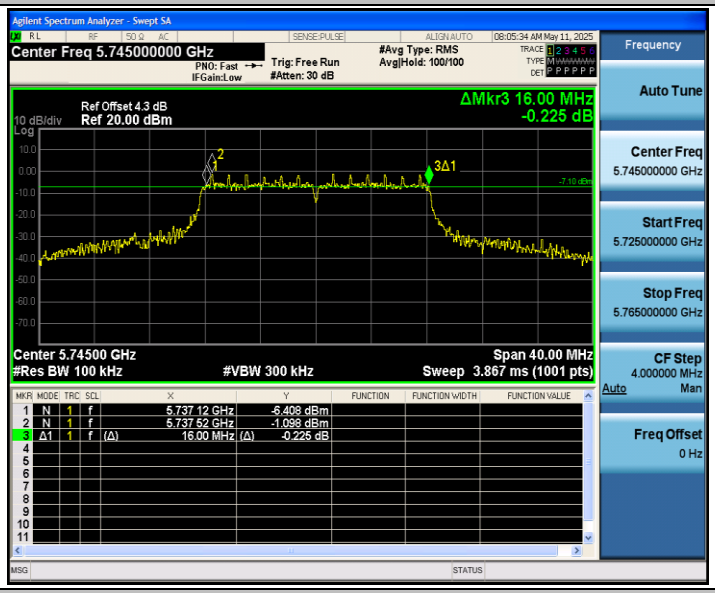

11A_Ant1_5785

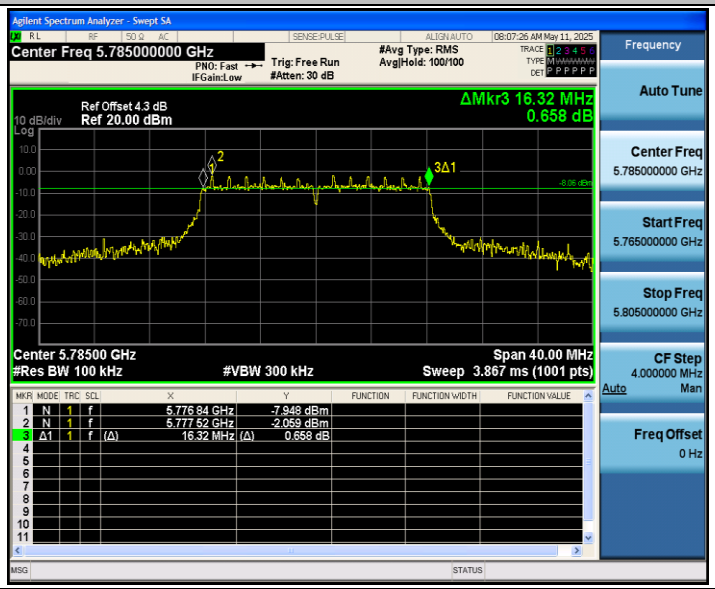

11A_Ant1_5825

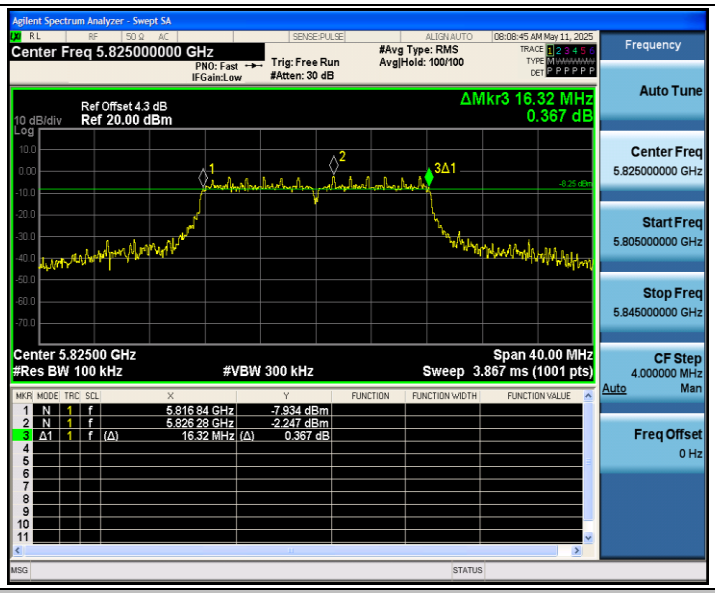

11N20SISO_Ant1_5745

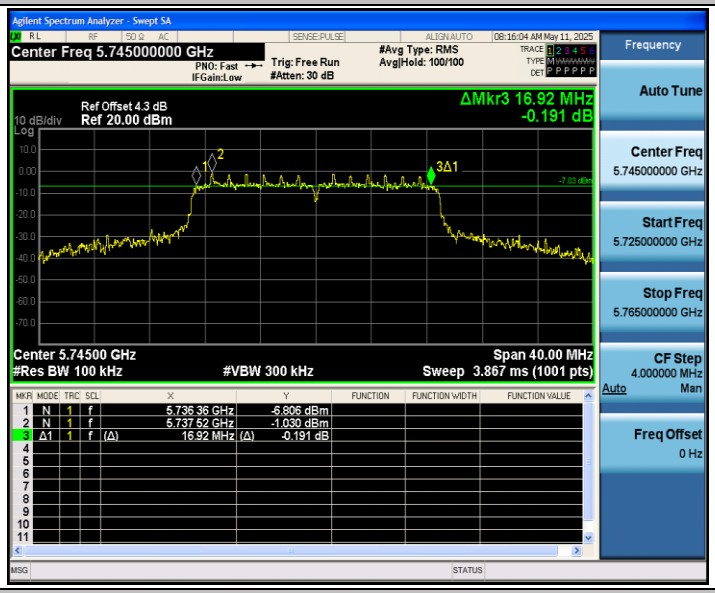

11N20SISO_Ant1_5785

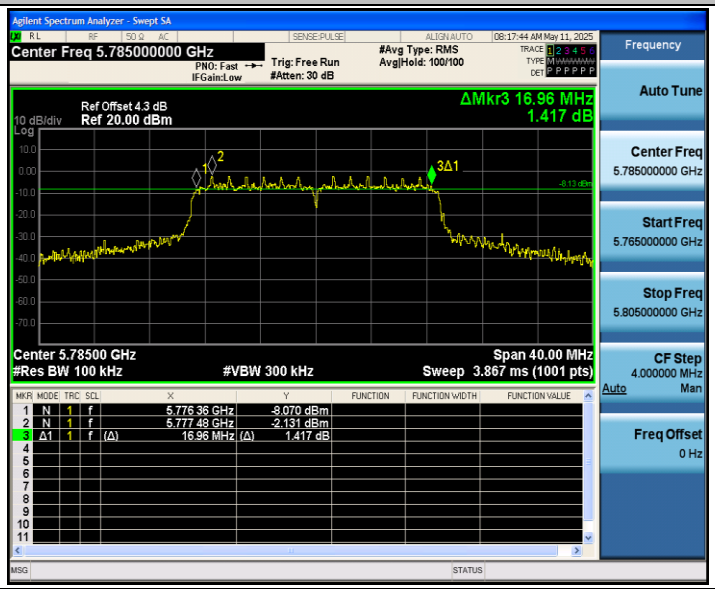

11N20SISO_Ant1_5825

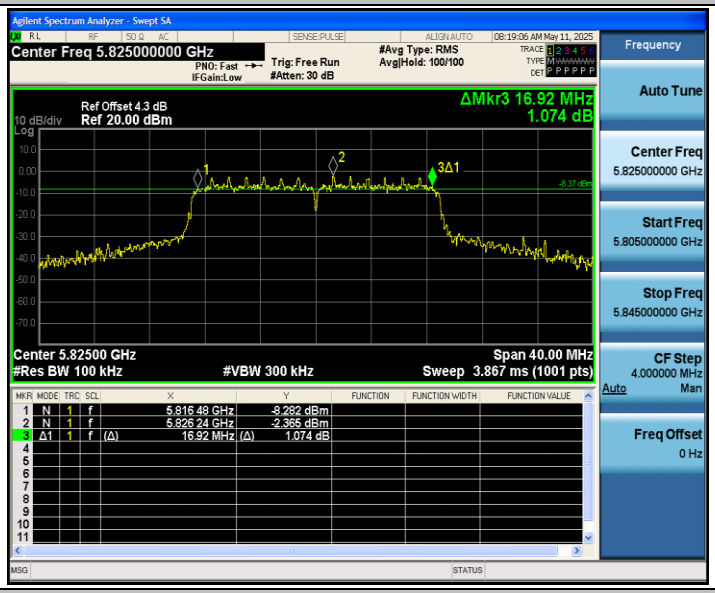

11N40SISO_Ant1_5755

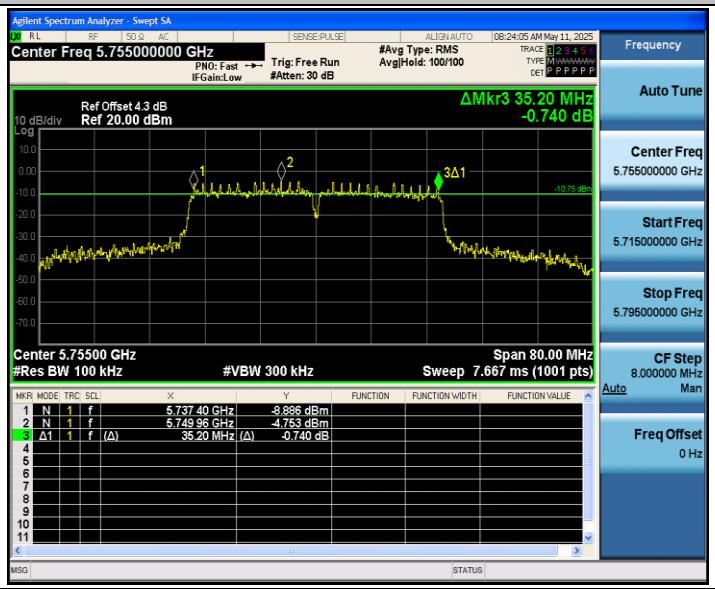

11N40SISO_Ant1_5795

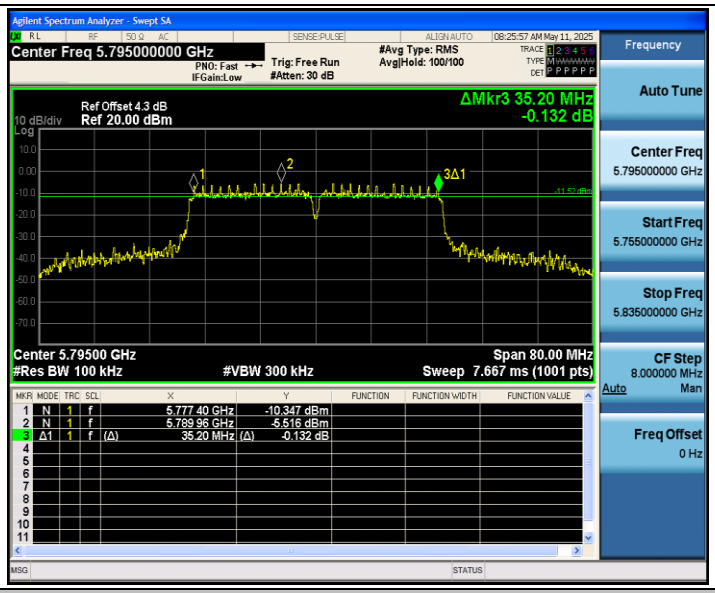

11AC20SISO_Ant1_5745

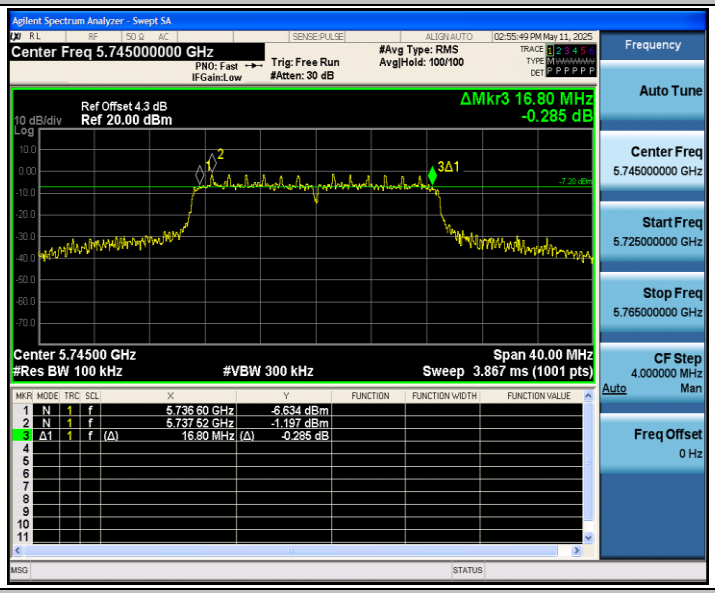
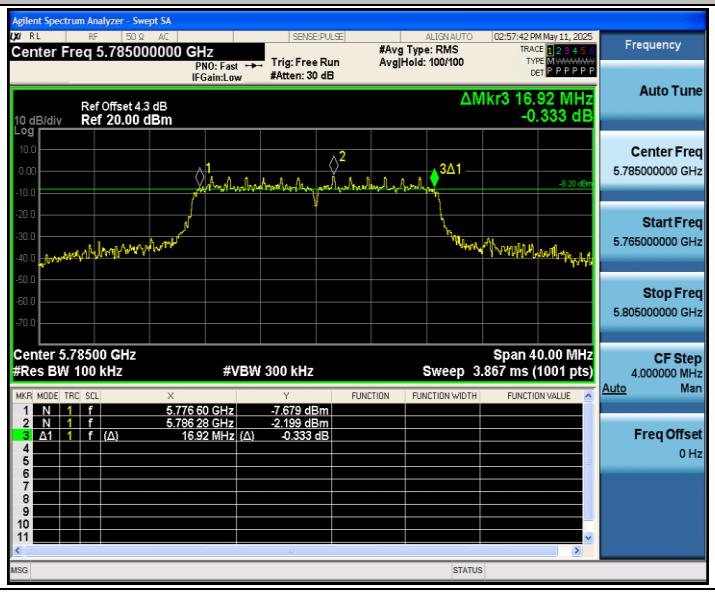
11AC20SISO_Ant1_5785