11AC20SISO_Ant1_5825

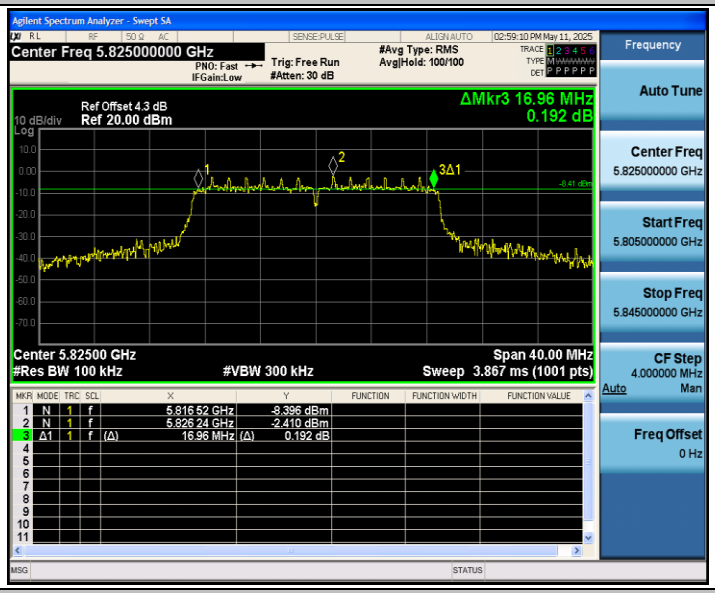

11AC40SISO_Ant1_5755

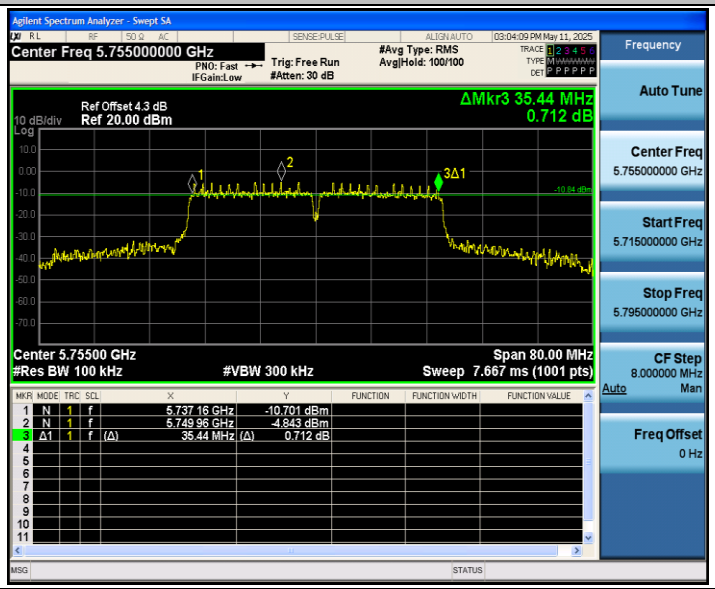

11AC40SISO_Ant1_5795

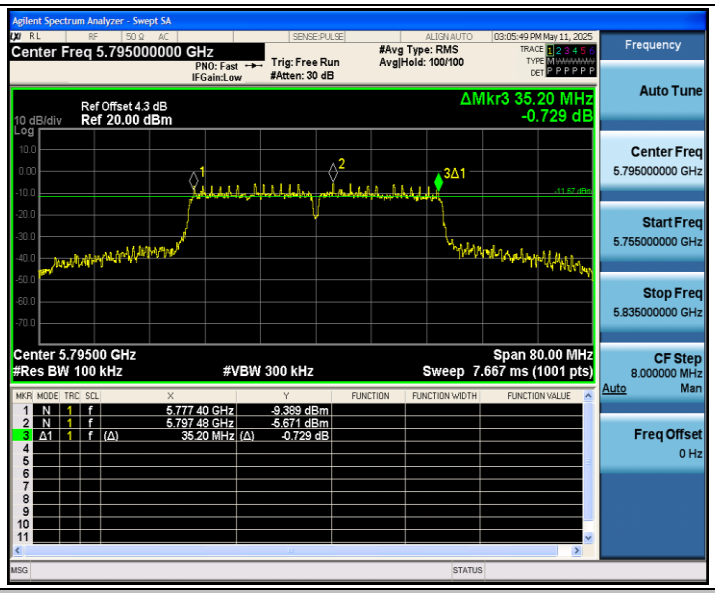

11AC80SISO_Ant1_5775

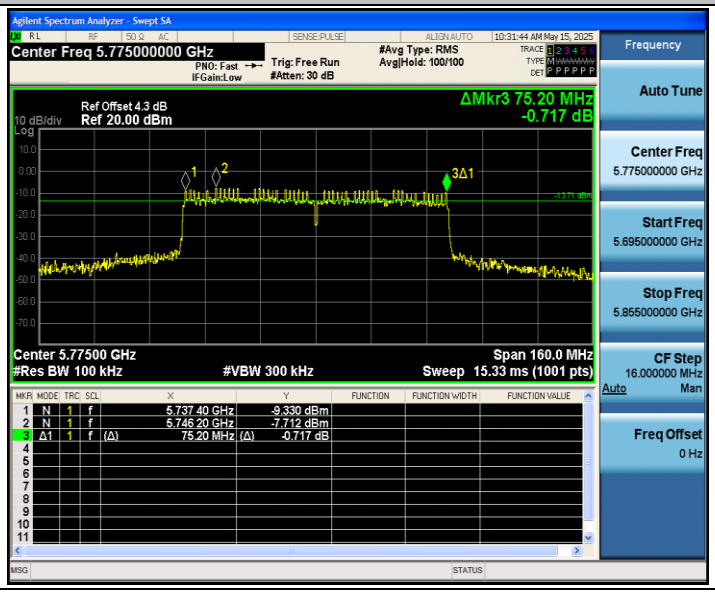

Appendix B: Duty Cycle

Test Result

TestMode	Antenna	Freq(MHz)	Transmission Duration [ms]	Transmission Period [ms]	Duty Cycle [%]	Duty factor(dB)	Limit	Verdict
11A	Ant1	5180	0.11	0.31	35.48	4.50	---	---
		5220	0.11	0.32	34.38	4.64	---	---
		5240	0.11	0.28	39.29	4.06	---	---
		5745	0.11	0.30	36.67	4.36	---	---
		5785	0.11	0.31	35.48	4.50	---	---
		5825	0.11	0.30	36.67	4.36	---	---
11N20SISO	Ant1	5180	0.11	0.32	34.38	4.64	---	---
		5220	0.11	0.31	35.48	4.50	---	---
		5240	0.11	0.30	36.67	4.36	---	---
		5745	0.11	0.31	35.48	4.50	---	---
		5785	0.11	0.33	33.33	4.77	---	---
		5825	0.11	0.30	36.67	4.36	---	---
11N40SISO	Ant1	5190	0.07	0.26	26.92	5.70	---	---
		5230	0.07	0.29	24.14	6.17	---	---
		5755	0.07	0.26	26.92	5.70	---	---
		5795	0.07	0.27	25.93	5.86	---	---
11AC20SISO	Ant1	5180	0.12	0.29	41.38	3.83	---	---
		5220	0.13	0.25	52.00	2.84	---	---
		5240	0.13	0.30	43.33	3.63	---	---
		5745	0.13	0.31	41.94	3.77	---	---
		5785	0.13	0.33	39.39	4.05	---	---
		5825	0.13	0.30	43.33	3.63	---	---
11AC40SISO	Ant1	5190	0.09	0.30	30.00	5.23	---	---
		5230	0.08	0.29	27.59	5.59	---	---
		5755	0.08	0.26	30.77	5.12	---	---
		5795	0.08	0.29	27.59	5.59	---	---
11AC80SISO	Ant1	5210	0.06	0.26	23.08	6.37	---	---
		5775	0.06	0.26	23.08	6.37	---	---

Test Graphs

11A_Ant1_5180
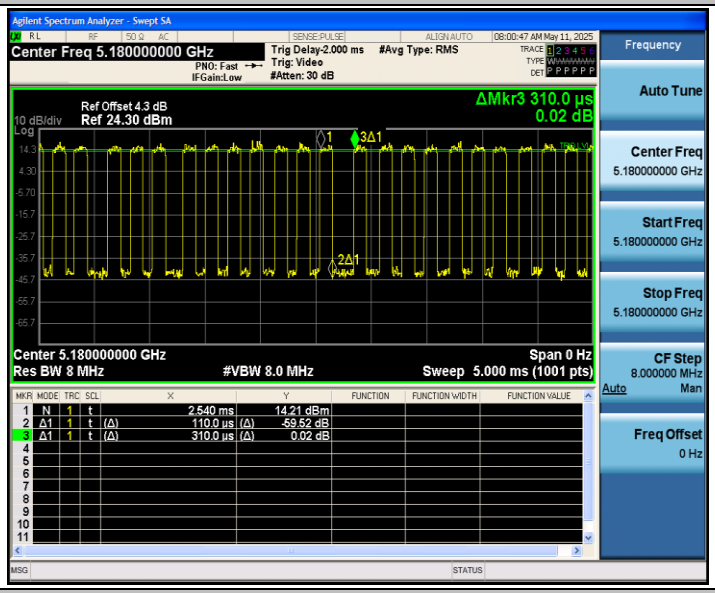
11A_Ant1_5220
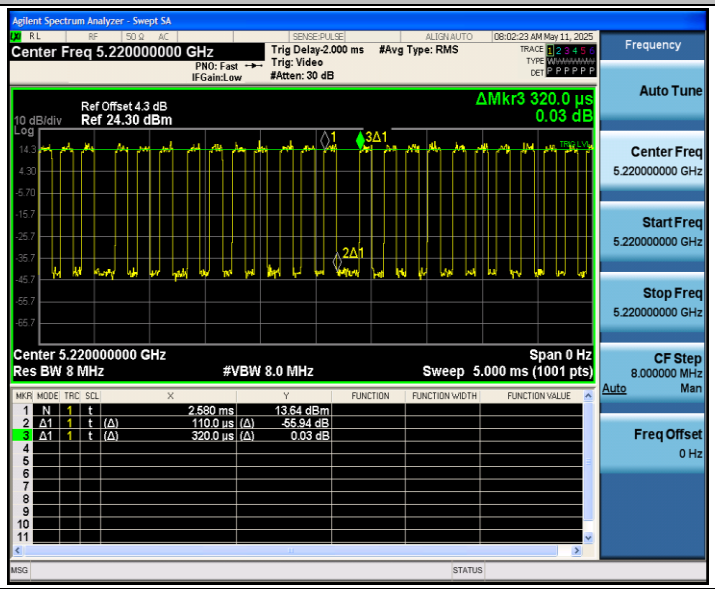
11A_Ant1_5240

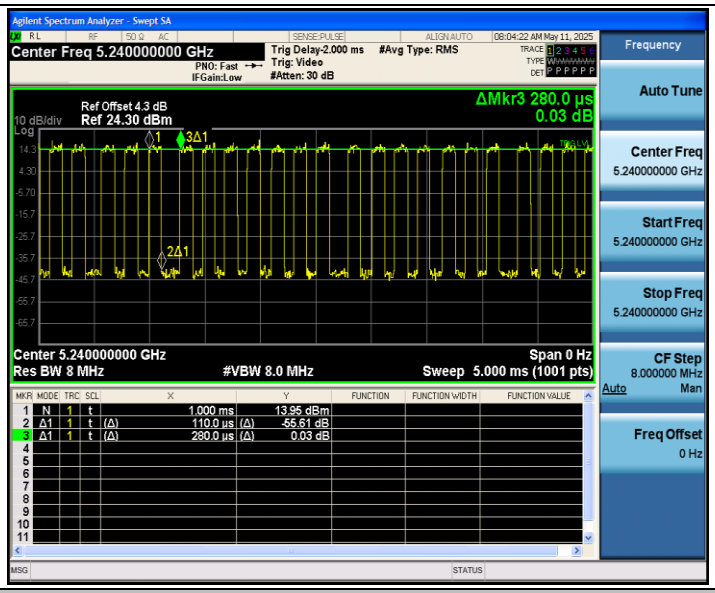

11A_Ant1_5745

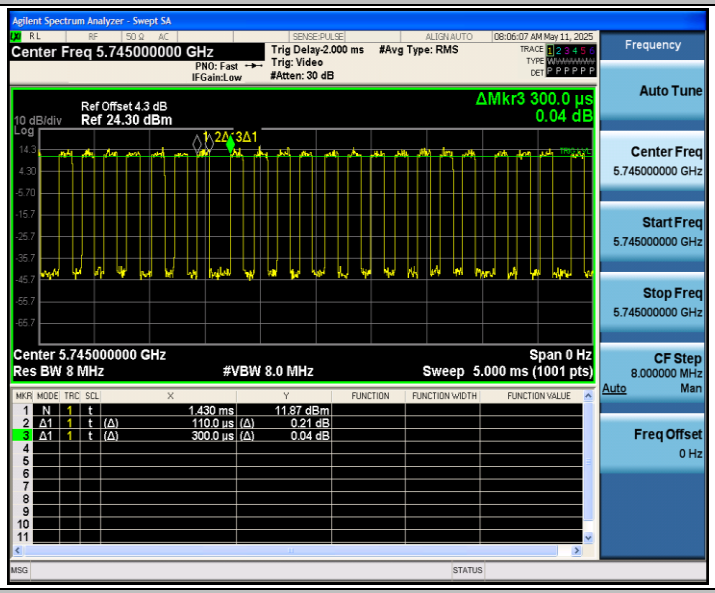

11A_Ant1_5785

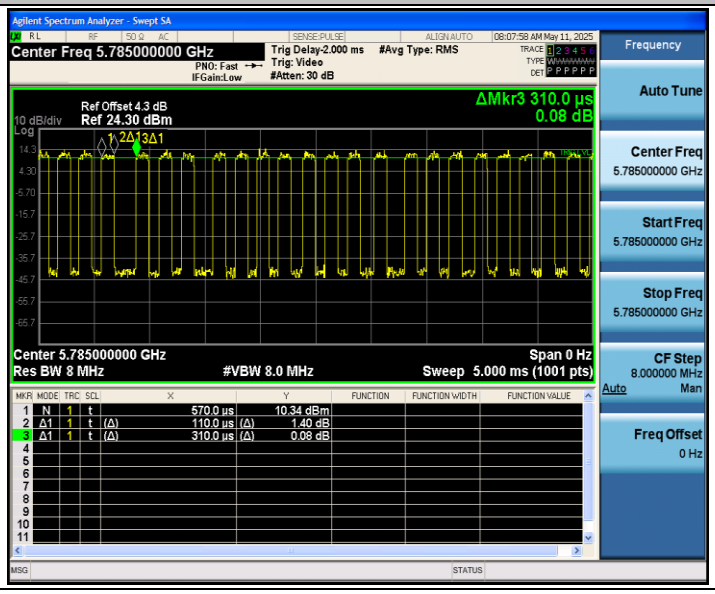

11A_Ant1_5825

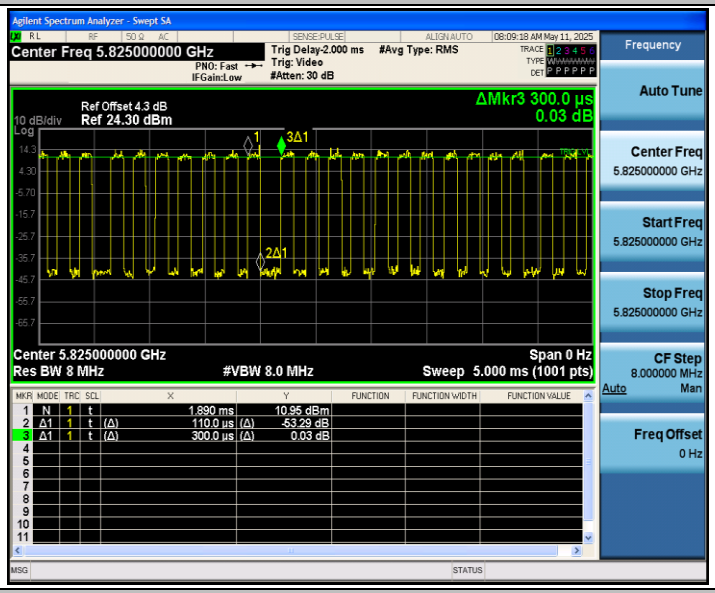

11N20SISO_Ant1_5180

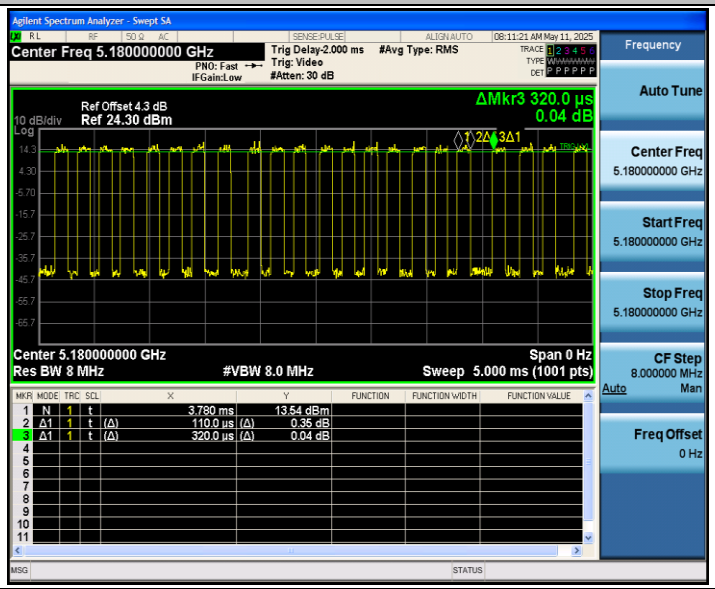

11N20SISO_Ant1_5220

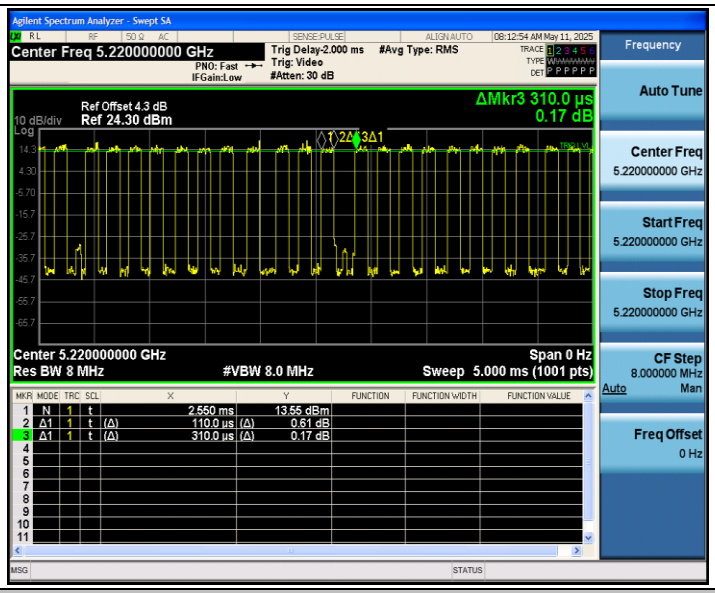

11N20SISO_Ant1_5240

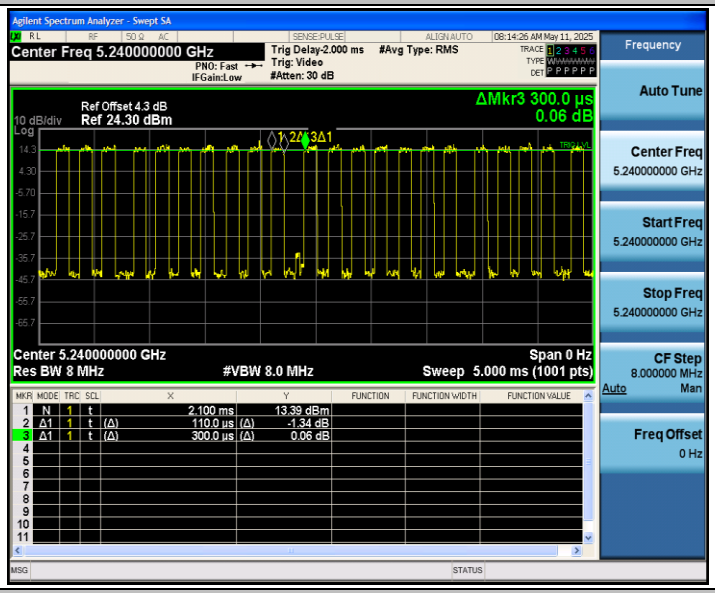

11N20SISO_Ant1_5745

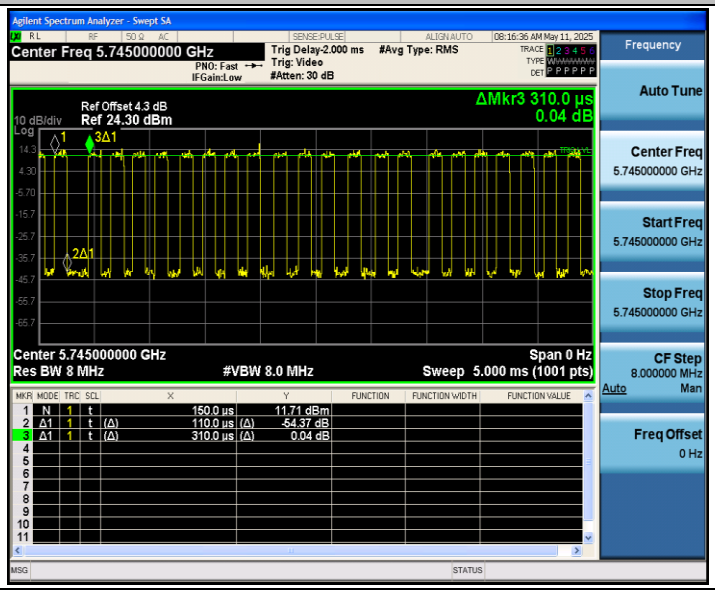

11N20SISO_Ant1_5785

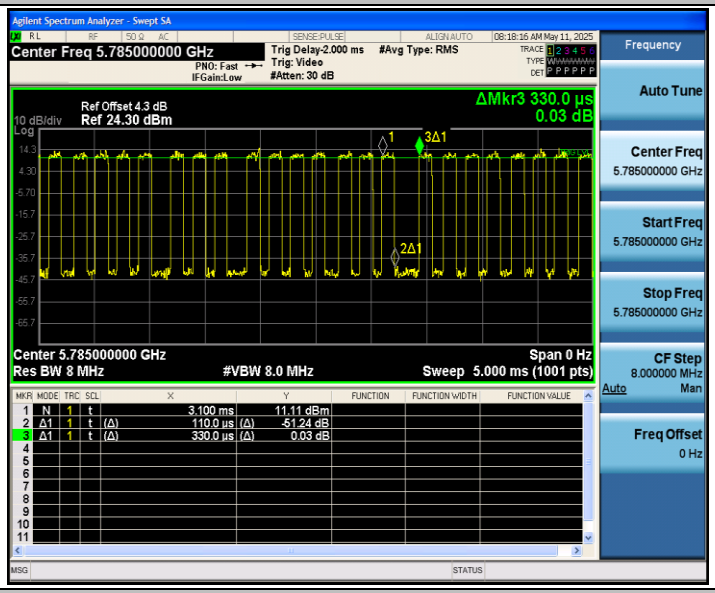

11N20SISO_Ant1_5825

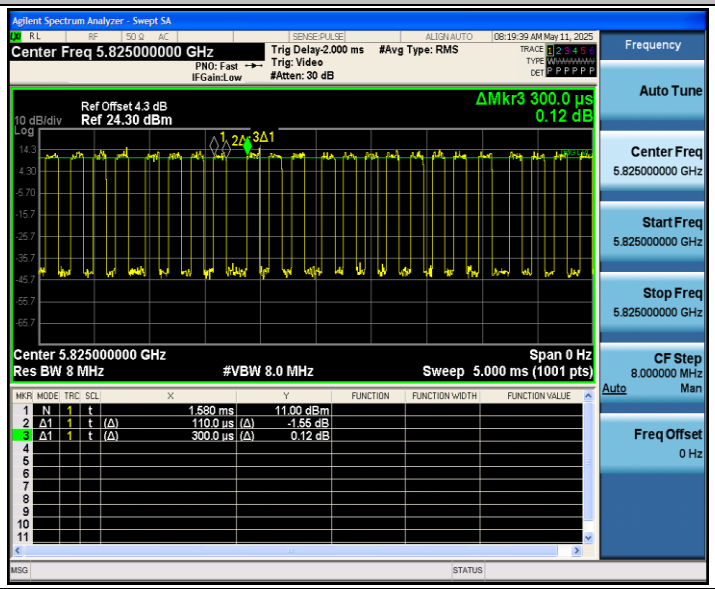

11N40SISO_Ant1_5190

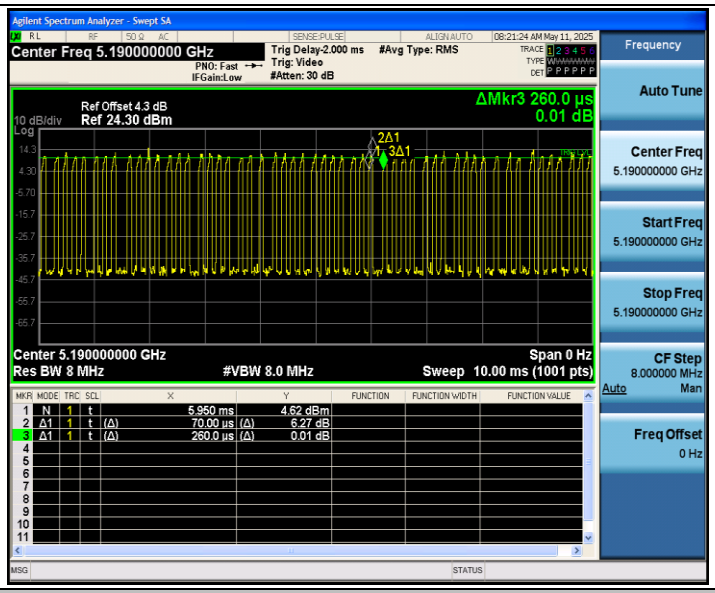

11N40SISO_Ant1_5230

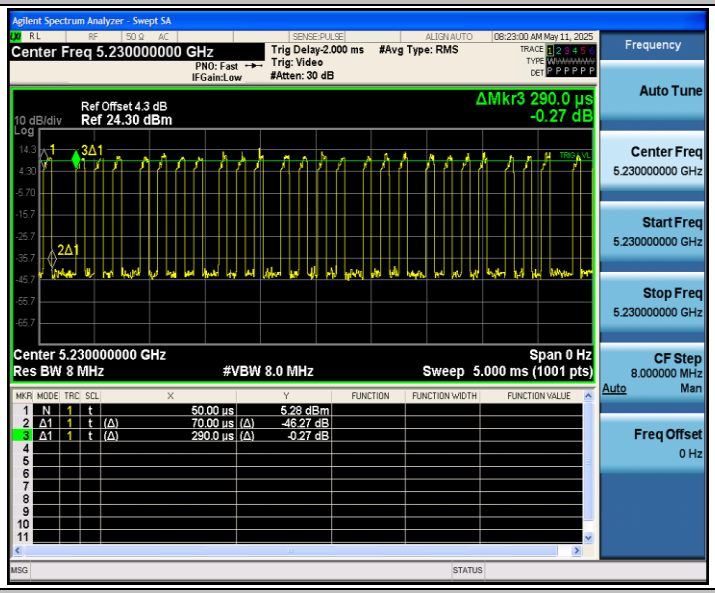

11N40SISO_Ant1_5755

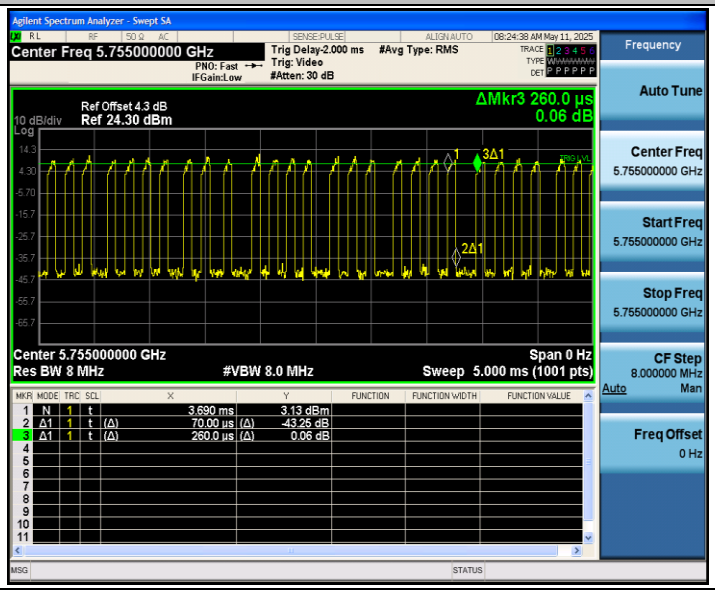

11N40SISO_Ant1_5795

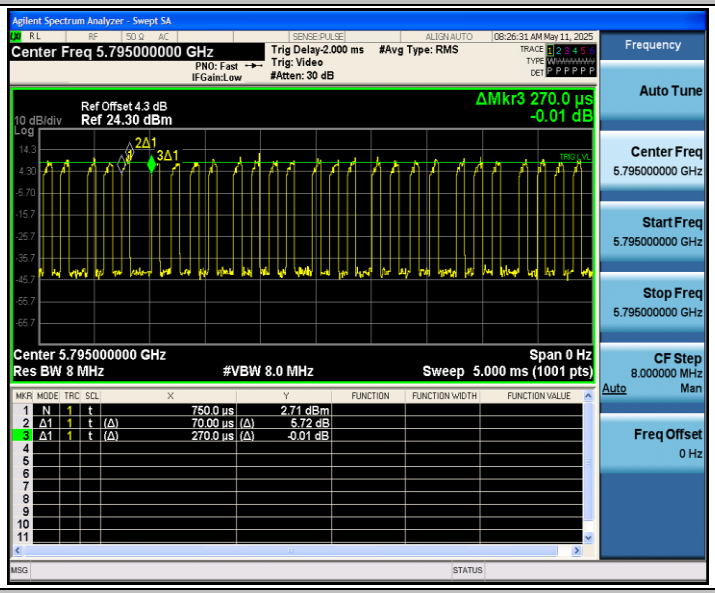

11AC20SISO_Ant1_5180

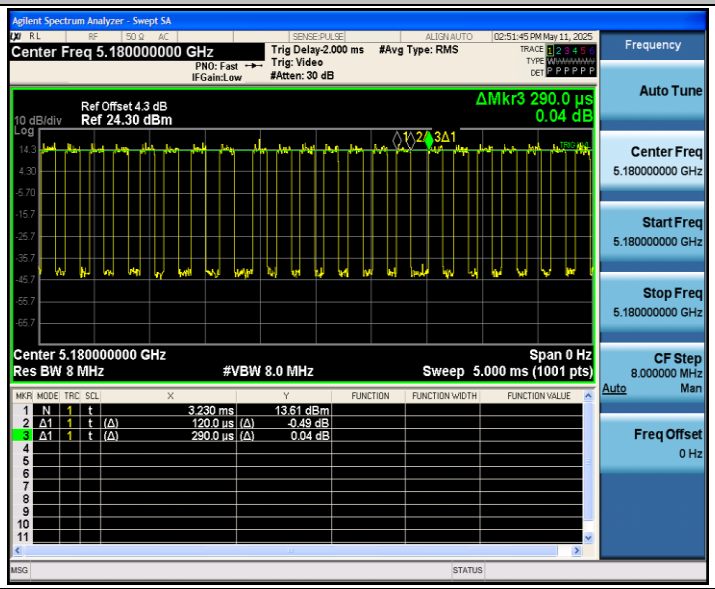

11AC20SISO_Ant1_5220

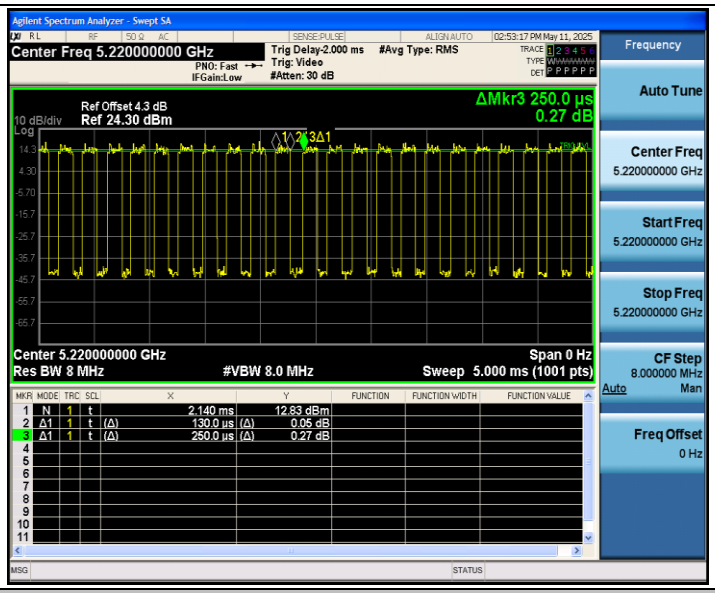

11AC20SISO_Ant1_5240

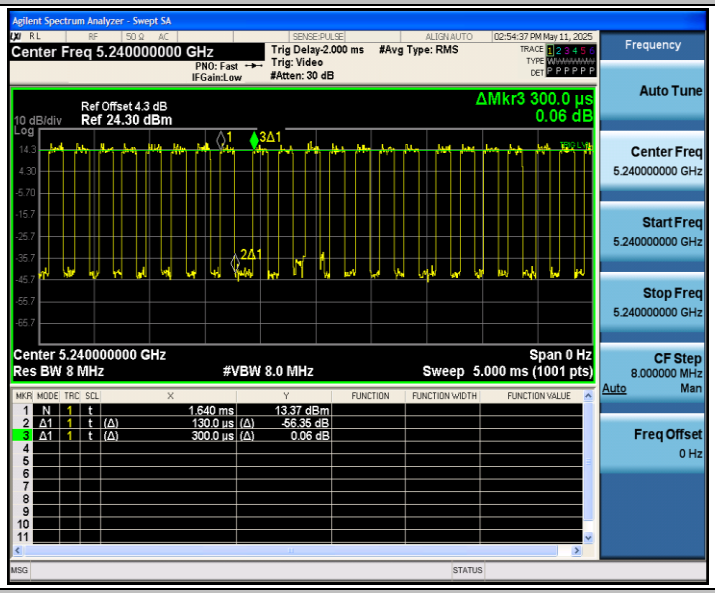

11AC20SISO_Ant1_5745

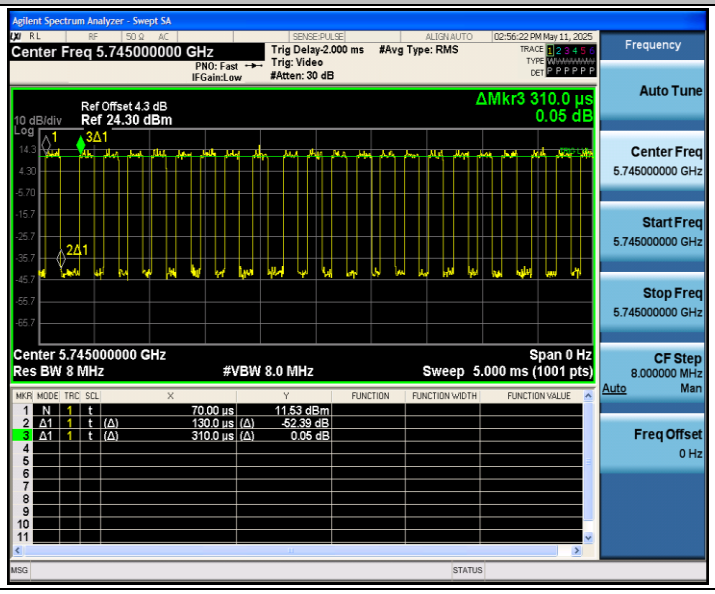

11AC20SISO_Ant1_5785

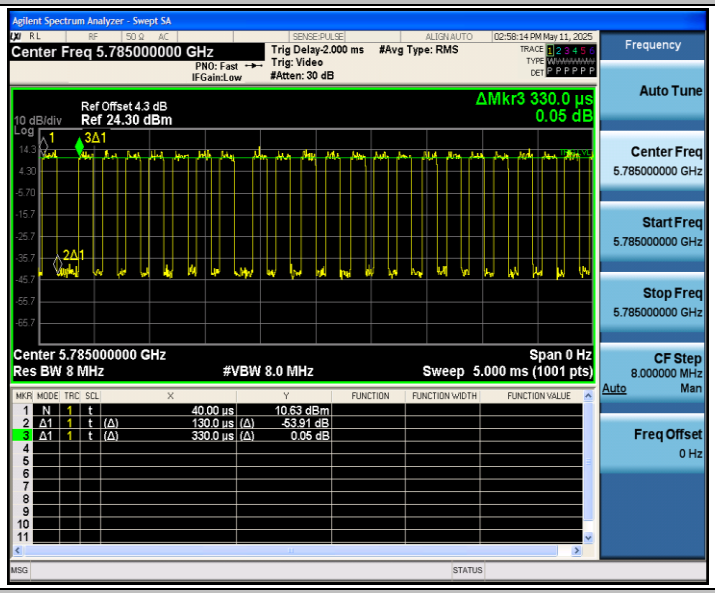

11AC20SISO_Ant1_5825

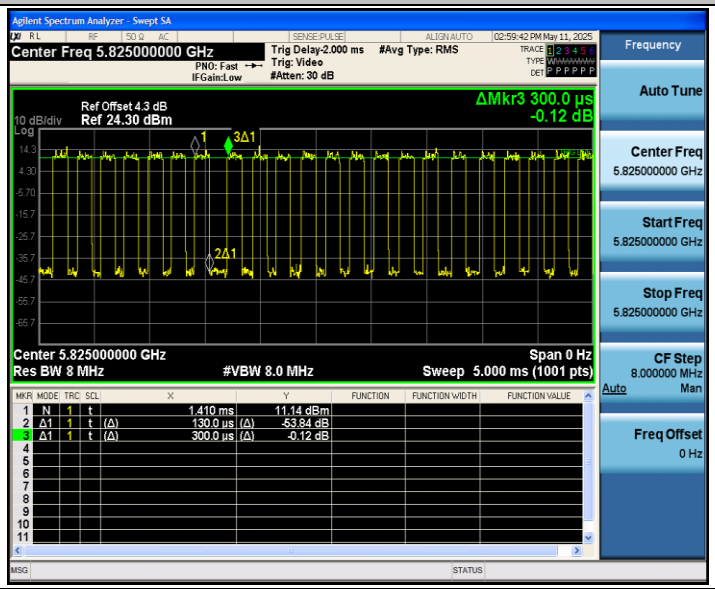

11AC40SISO_Ant1_5190

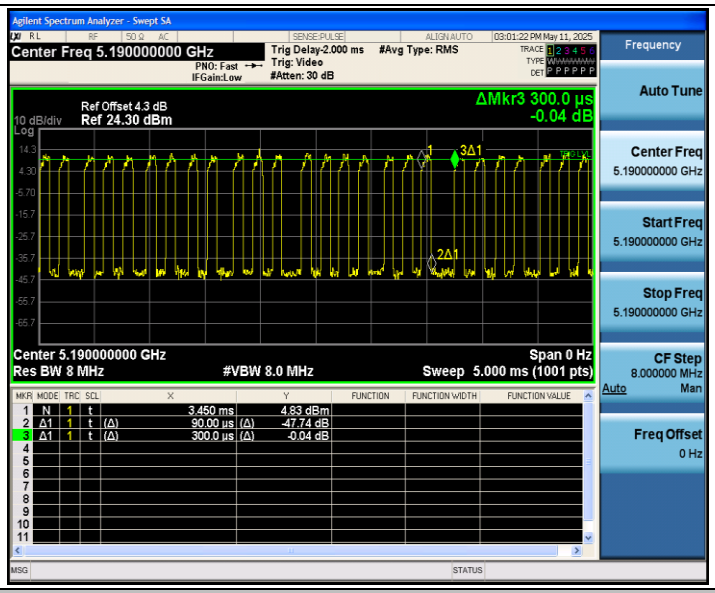

11AC40SISO_Ant1_5230

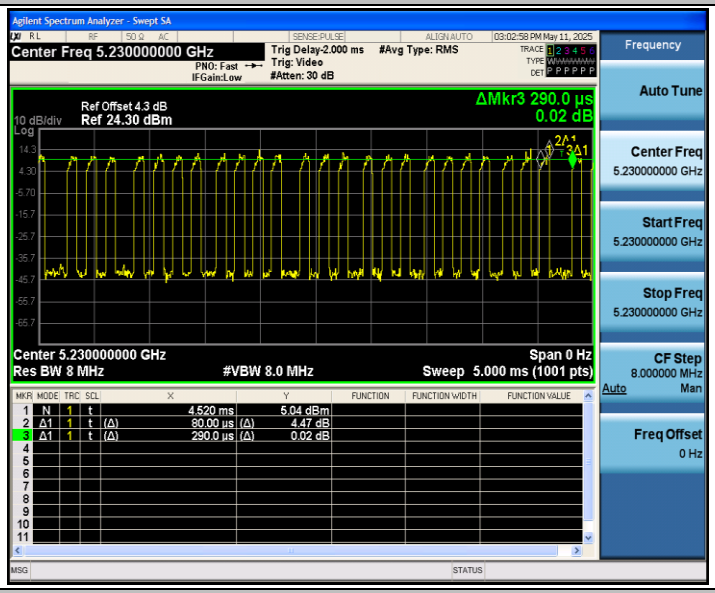

11AC40SISO_Ant1_5755

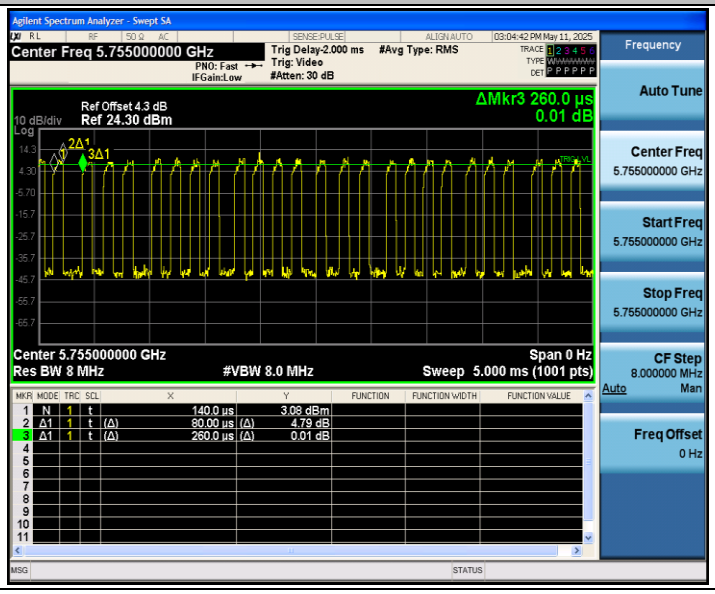

11AC40SISO_Ant1_5795

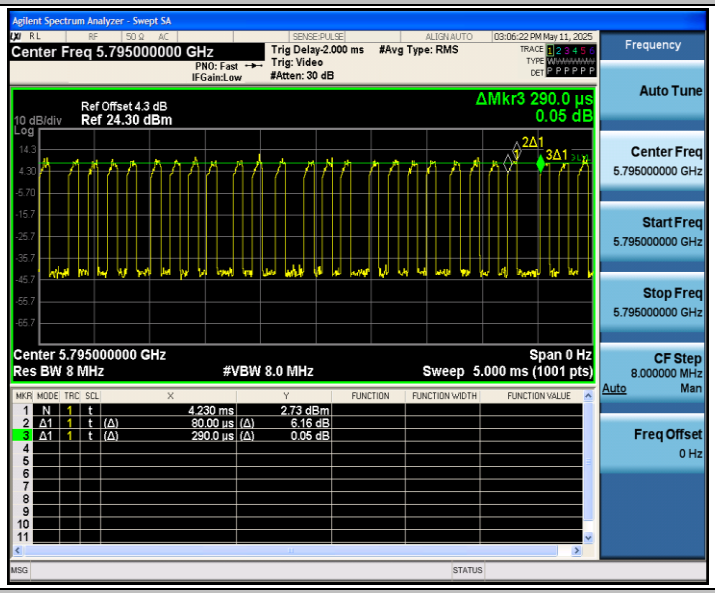

11AC80SISO_Ant1_5210

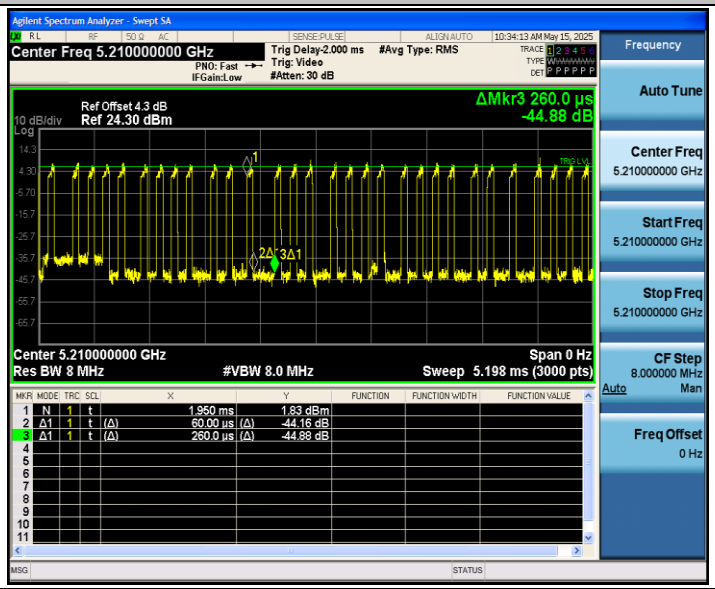

11AC80SISO_Ant1_5775

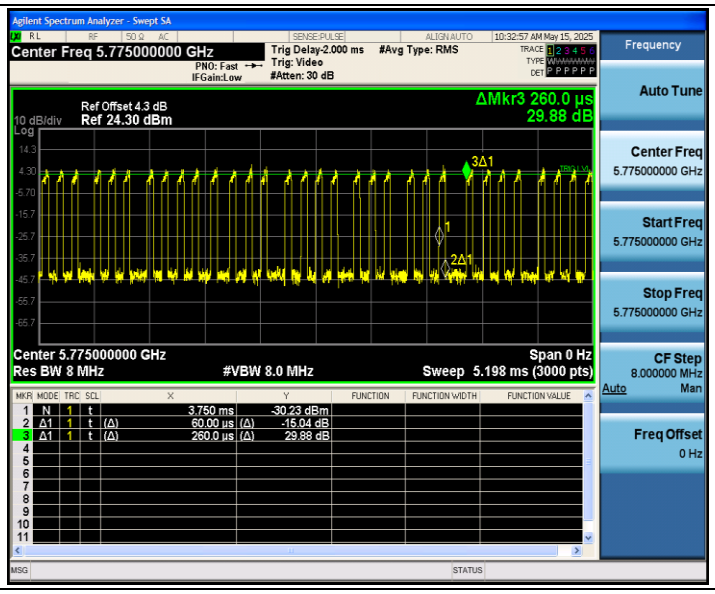
Agilent Spectrum Analyzer - Swept SA
Center Freq 5.775000000 GHz
Trig Delay-2.000 ms
#Avg Type: RMS
Trig: Video
#Atten: 30 dB
PNO: Fast
IFGain:Low
10:32:57 AM May 15, 2025
Ref Offset 4.3 dB
10 dB/div
Ref 24.30 dBm
ΔMkr3 260.0 µs
29.88 dB
Center 5.775000000 GHz
Span 0 Hz
Res BW 8 MHz
#VBW 8.0 MHz
Sweep 5.198 ms (3000 pts)
1 N 1 t 3.750 ms -30.23 dBm
2 Δ1 1 t (Δ) 60.00 µs (Δ) -15.04 dB
3 Δ1 1 t (Δ) 260.0 µs (Δ) 29.88 dB
Frequency
Auto Tune
Center Freq
5.775000000 GHz
Start Freq
5.775000000 GHz
Stop Freq
5.775000000 GHz
CF Step
8.000000 MHz
Auto
Man
Freq Offset
0 Hz

Appendix C: Maximum conducted output power

Test Mode	Antenna	Freq(MHz)	Channel Power [dBm]	Duty Cycle [%]	DC Factor [dBm]	Result [dBm]	Limit [dBm]	Verdict
11A	Ant1	5180	9.29	35.48	4.50	13.79	≤23.98	PASS
		5220	9.20	34.38	4.64	13.84	≤23.98	PASS
		5240	9.26	39.29	4.06	13.32	≤23.98	PASS
		5745	6.84	36.67	4.36	11.20	≤30.00	PASS
		5785	6.10	35.48	4.50	10.60	≤30.00	PASS
		5825	5.98	36.67	4.36	10.34	≤30.00	PASS
11N20SISO	Ant1	5180	9.05	34.38	4.64	13.69	≤23.98	PASS
		5220	9.10	35.48	4.50	13.60	≤23.98	PASS
		5240	9.15	36.67	4.36	13.51	≤23.98	PASS
		5745	6.93	35.48	4.50	11.43	≤30.00	PASS
		5785	6.09	33.33	4.77	10.86	≤30.00	PASS
		5825	5.91	36.67	4.36	10.27	≤30.00	PASS
11N40SISO	Ant1	5190	7.27	26.92	5.70	12.97	≤23.98	PASS
		5230	7.53	24.14	6.17	13.70	≤23.98	PASS
		5755	4.97	26.92	5.70	10.67	≤30.00	PASS
		5795	4.45	25.93	5.86	10.31	≤30.00	PASS
11AC20SISO	Ant1	5180	9.38	41.38	3.83	13.21	≤23.98	PASS
		5220	9.33	52.00	2.84	12.17	≤23.98	PASS
		5240	9.41	43.33	3.63	13.04	≤23.98	PASS
		5745	7.15	41.94	3.77	10.92	≤30.00	PASS
		5785	6.29	39.39	4.05	10.34	≤30.00	PASS
		5825	6.18	43.33	3.63	9.81	≤30.00	PASS
11AC40SISO	Ant1	5190	7.66	30.00	5.23	12.89	≤23.98	PASS
		5230	7.80	27.59	5.59	13.39	≤23.98	PASS
		5755	5.34	30.77	5.12	10.46	≤30.00	PASS
		5795	4.71	27.59	5.59	10.30	≤30.00	PASS
11AC80SISO	Ant1	5210	5.10	23.08	6.37	11.47	≤23.98	PASS
		5775	4.09	23.08	6.37	10.46	≤30.00	PASS

Note：The Duty Cycle Factor is compensated in the graph.

Appendix D: Maximum power spectral density

Test Result

TestMode	Antenna	Freq(MHz)	Result [dBm/1MHz] For 5.2G / Result [dBm/300KHz] For 5.8G	RBW Factor (dB)	Duty factor (dB)	Result [dBm/MHz] For 5.2G / Result [dBm/500kHz] For 5.8G	Limit[dBm/MHz] For 5.2G / Limit[dBm/MHz] For 5.8G	Verdict
11A	Ant1	5180	-1.072	/	4.50	3.43	≤11.00	PASS
		5220	-1.167	/	4.64	3.47	≤11.00	PASS
		5240	-1.474	/	4.06	2.59	≤11.00	PASS
		5745	-7.903	2.22	4.36	-1.32	≤30.00	PASS
		5785	-9.523	2.22	4.50	-2.80	≤30.00	PASS
		5825	-9.252	2.22	4.36	-2.67	≤30.00	PASS
11N20SISO	Ant1	5180	-1.335	/	4.64	3.30	≤11.00	PASS
		5220	-1.595	/	4.50	2.90	≤11.00	PASS
		5240	-1.510	/	4.36	2.85	≤11.00	PASS
		5745	-7.742	2.22	4.50	-1.02	≤30.00	PASS
		5785	-9.104	2.22	4.77	-2.11	≤30.00	PASS
		5825	-8.817	2.22	4.36	-2.24	≤30.00	PASS
11N40SISO	Ant1	5190	-5.552	/	5.70	0.15	≤11.00	PASS
		5230	-5.952	/	6.17	0.22	≤11.00	PASS
		5755	-12.465	2.22	5.70	-4.55	≤30.00	PASS
		5795	-12.915	2.22	5.86	-4.84	≤30.00	PASS
11AC20SISO	Ant1	5180	-1.055	/	3.83	2.77	≤11.00	PASS

		5220	-1.488	/	2.84	1.35	≤11.00	PASS
		5240	-1.456	/	3.63	2.17	≤11.00	PASS
		5745	-8.062	2.22	3.77	-2.07	≤30.00	PASS
		5785	-8.428	2.22	4.05	-2.16	≤30.00	PASS
		5825	-9.286	2.22	3.63	-3.44	≤30.00	PASS
11AC40SISO	Ant1	5190	-5.373	/	5.23	-0.14	≤11.00	PASS
		5230	-5.806	/	5.59	-0.22	≤11.00	PASS
		5755	-12.129	2.22	5.12	-4.79	≤30.00	PASS
		5795	-13.208	2.22	5.59	-5.40	≤30.00	PASS
11AC80SISO	Ant1	5210	-10.598	/	6.37	-4.23	≤11.00	PASS
		5775	-15.005	2.22	6.37	-6.42	≤30.00	PASS

Note：1.The Result and Limit Unit is dBm/500 kHz in the band 5.725–5.85 GHz.
P.S.D(dBm/500KHz)= P.S.D(dBm/300KHz)+10 log (500 kHz/300KHz).
2. RBW factor= 10 log (500 KHz /300 KHz) = 2.22 dB

Test Graphs

11A_Ant1_5180
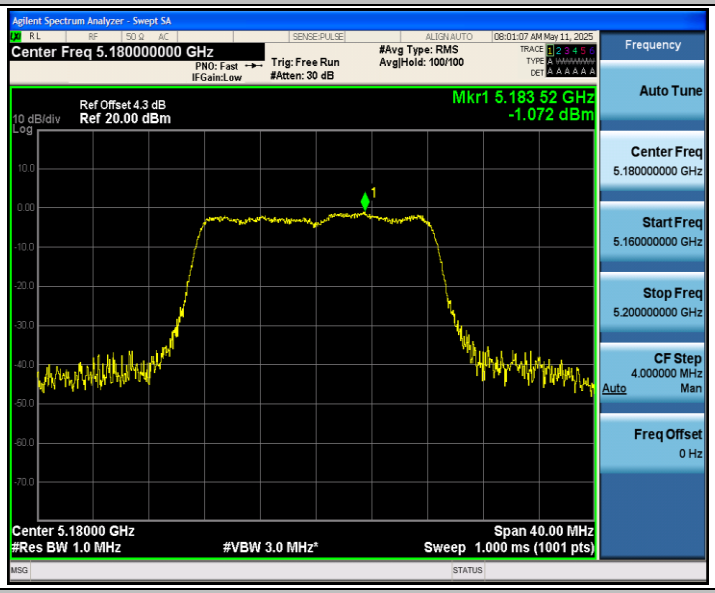
11A_Ant1_5220
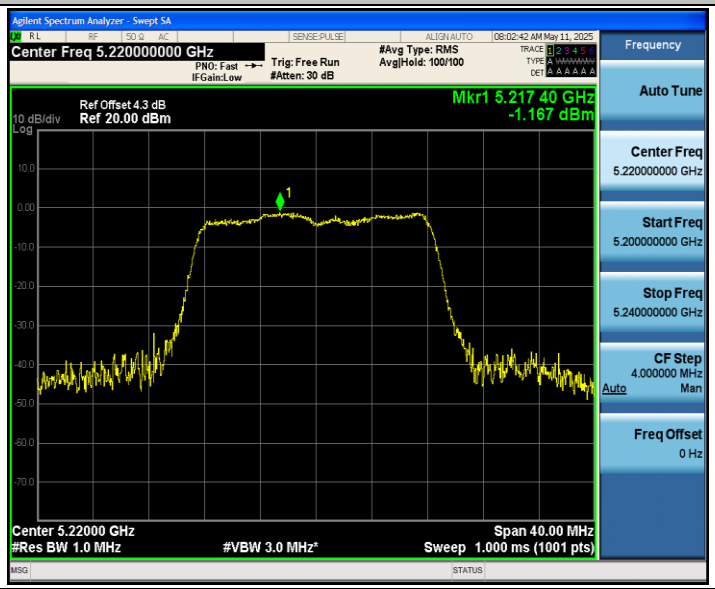
11A_Ant1_5240

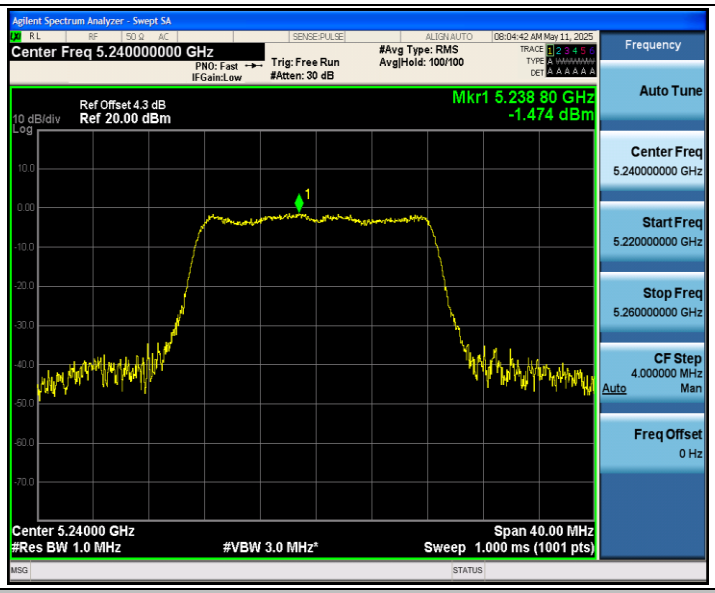

11A_Ant1_5745

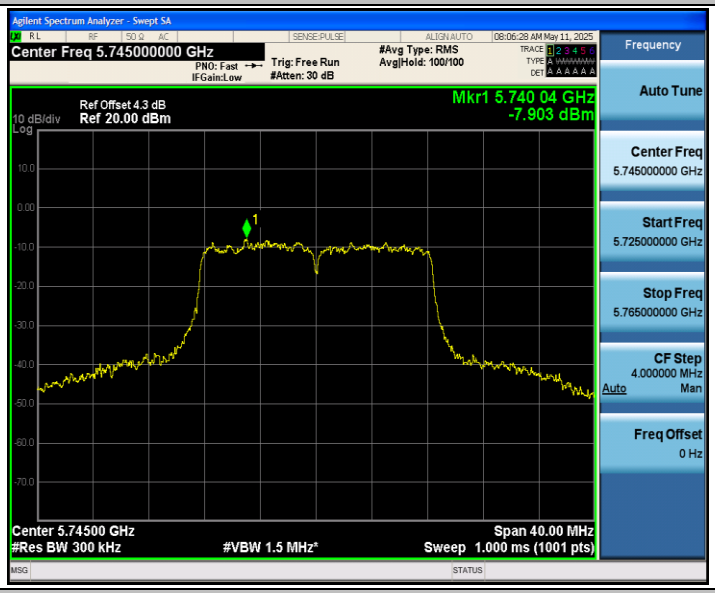

11A_Ant1_5785

11A_Ant1_5825

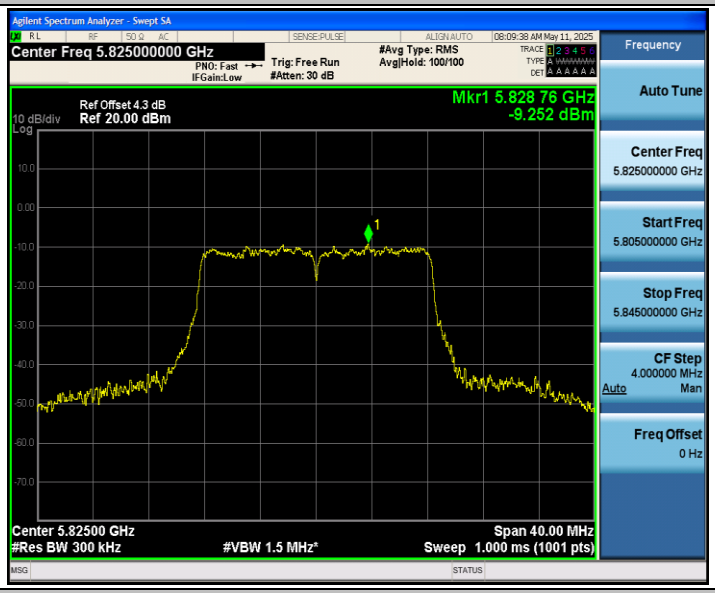

11N20SISO_Ant1_5180

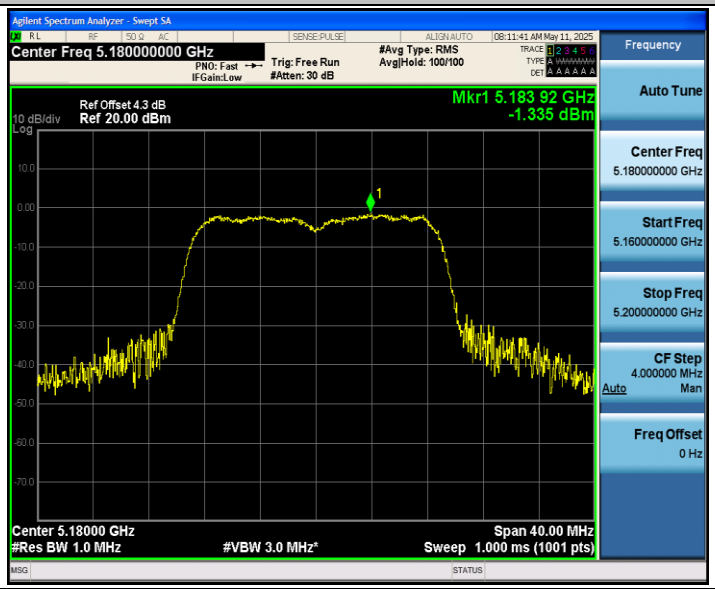

11N20SISO_Ant1_5220

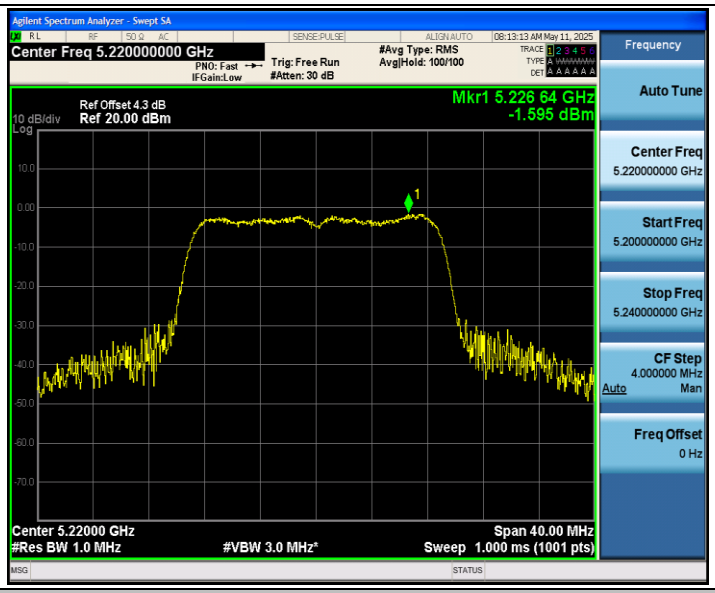

11N20SISO_Ant1_5240

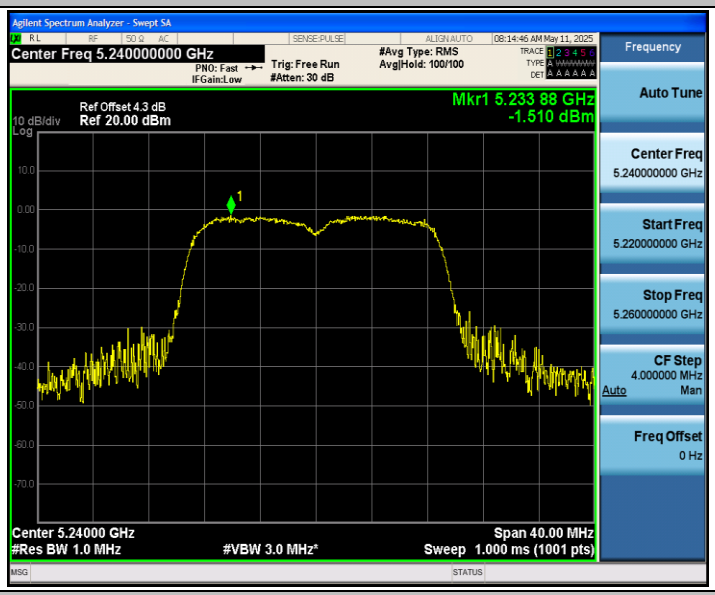

11N20SISO_Ant1_5745

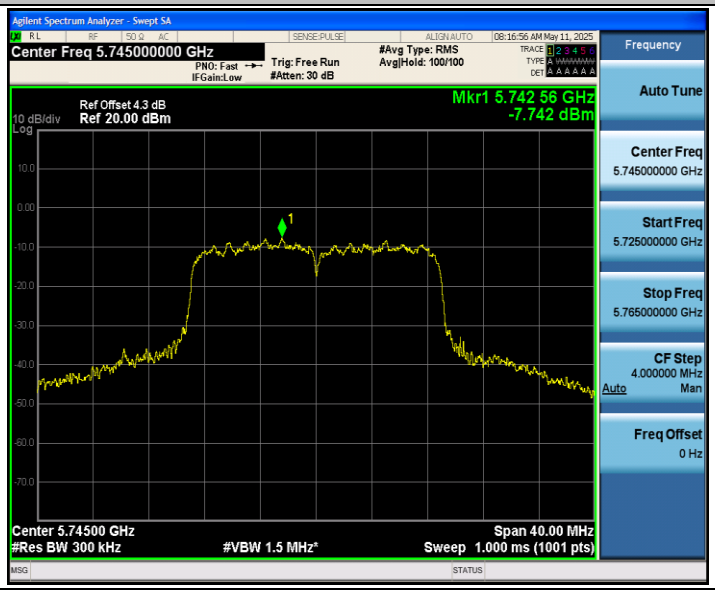

11N20SISO_Ant1_5785

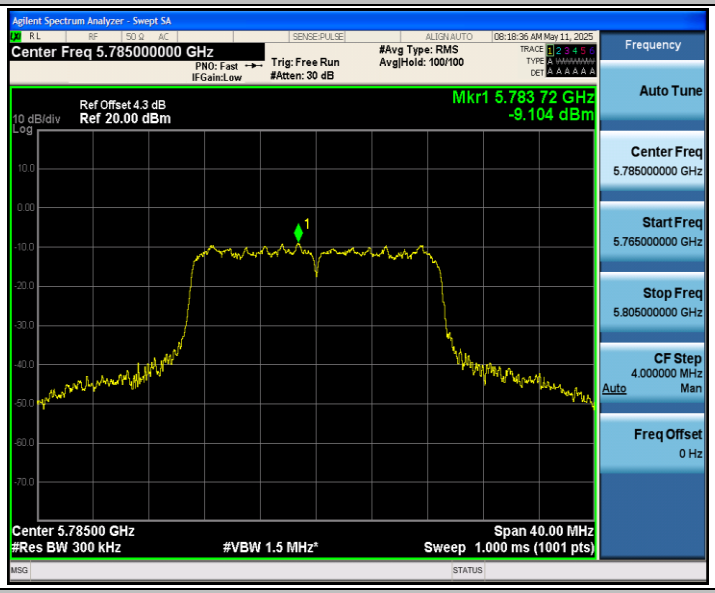

11N20SISO_Ant1_5825

11N40SISO_Ant1_5190

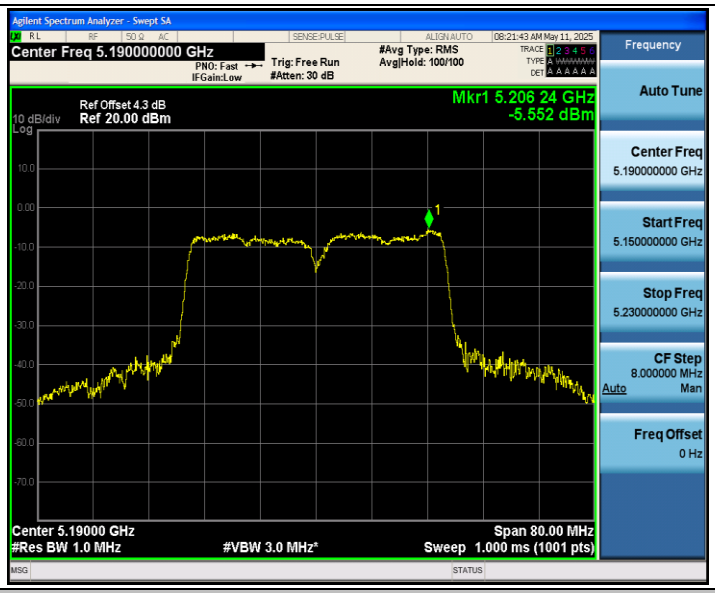

11N40SISO_Ant1_5230

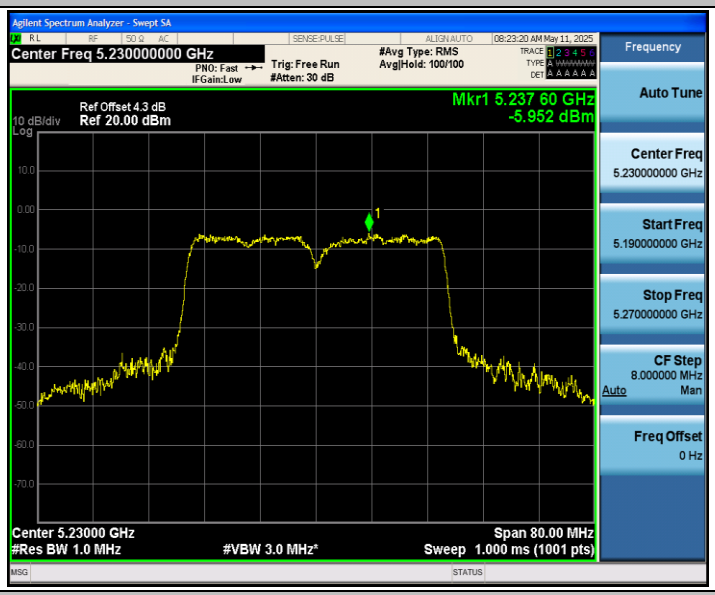

11N40SISO_Ant1_5755

11N40SISO_Ant1_5795

11AC20SISO_Ant1_5180

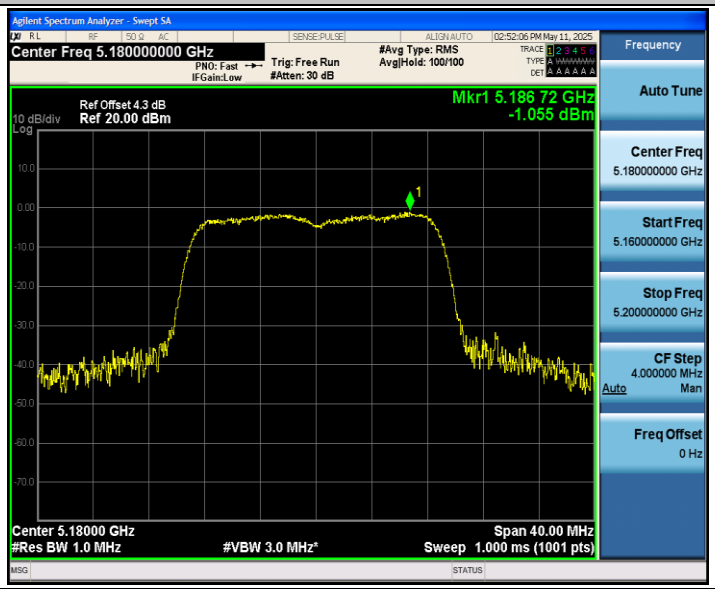

11AC20SISO_Ant1_5220

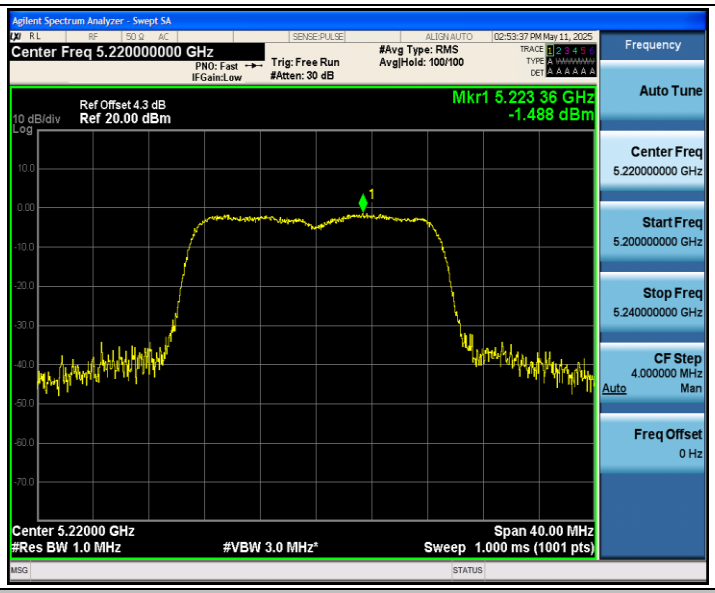

11AC20SISO_Ant1_5240

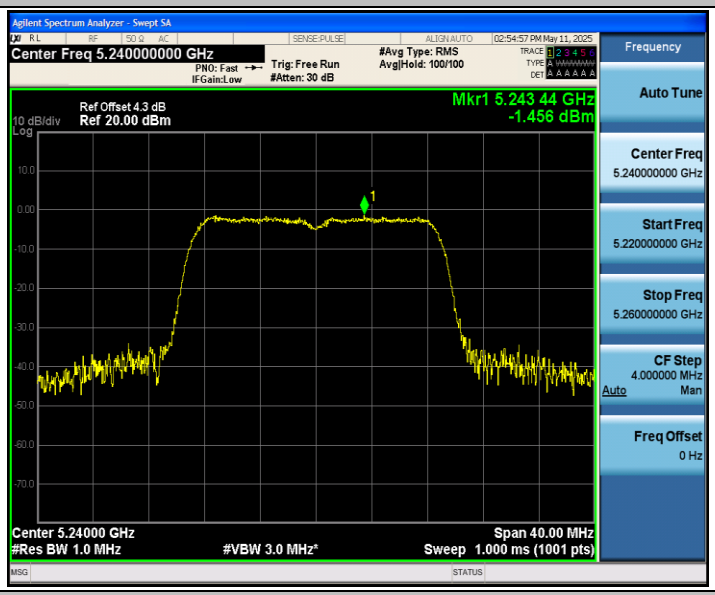

11AC20SISO_Ant1_5745

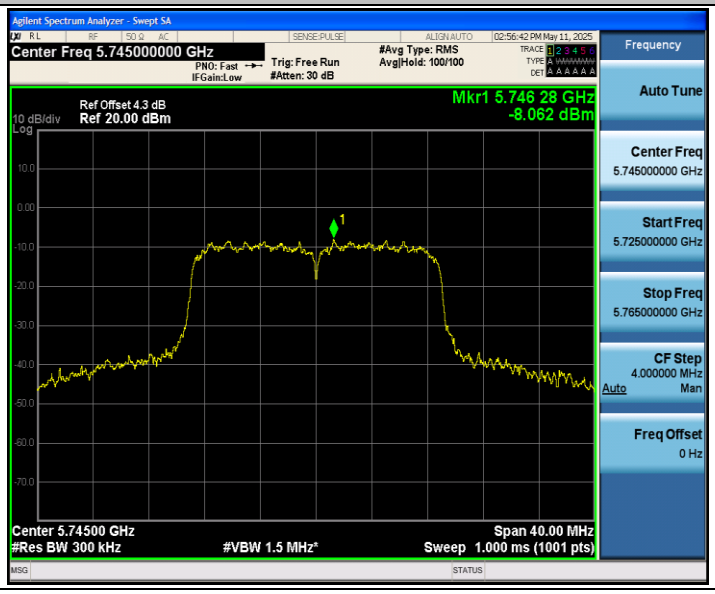

11AC20SISO_Ant1_5785
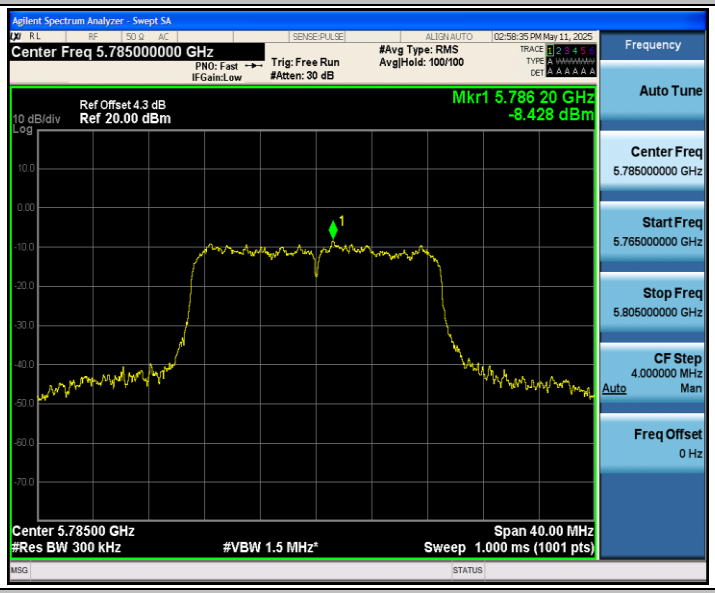

11AC20SISO_Ant1_5825
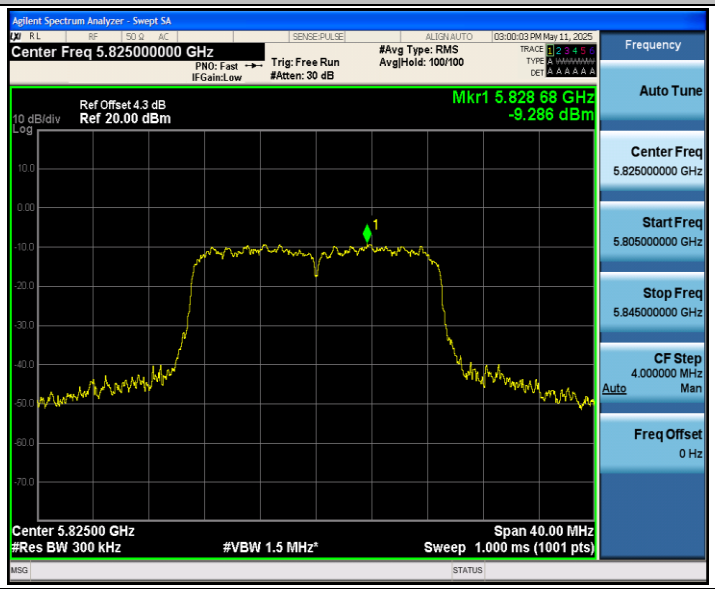

11AC40SISO_Ant1_5190

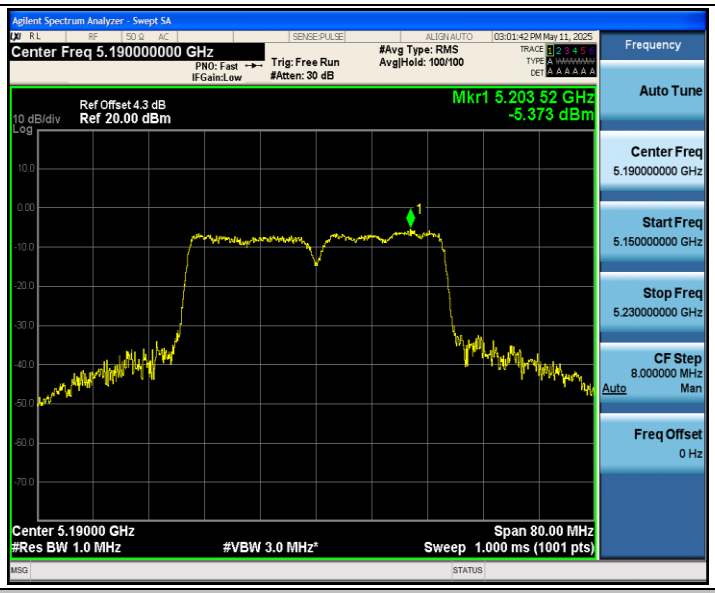

11AC40SISO_Ant1_5230

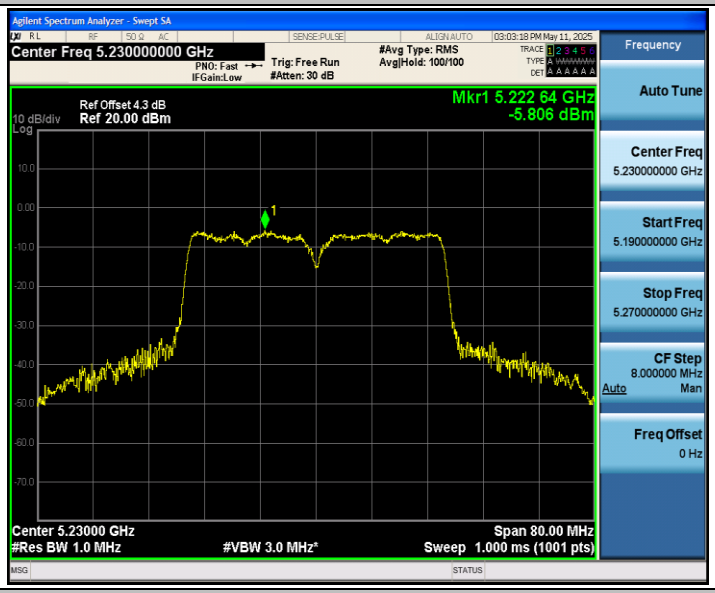

11AC40SISO_Ant1_5755

11AC40SISO_Ant1_5795

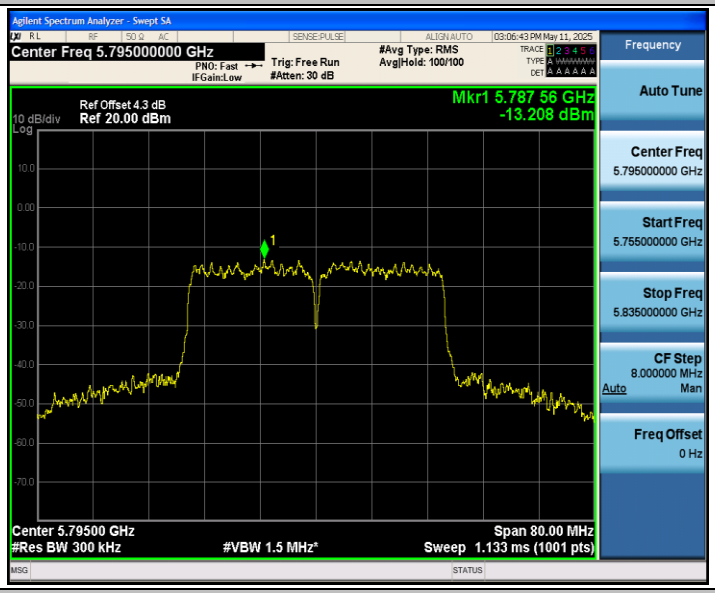

11AC80SISO_Ant1_5210

11AC80SISO_Ant1_5775

Agilent Spectrum Analyzer - Swept SA
Center Freq 5.775000000 GHz
PNO: Fast
IFGain:Low
Trig: Free Run
#Atten: 30 dB
#Avg Type: RMS
Avg|Hold: 100/100
10:33:19 AM May 15, 2025
Ref Offset 4.3 dB
10 dB/div
Ref 20.00 dBm
Log
Mkr1 5.750 04 GHz
-15.005 dBm
Center 5.77500 GHz
#Res BW 300 kHz
#VBW 1.5 MHz*
Span 160.0 MHz
Sweep 2.200 ms (1001 pts)
Frequency
Auto Tune
Center Freq
5.775000000 GHz
Start Freq
5.695000000 GHz
Stop Freq
5.855000000 GHz
CF Step
16.000000 MHz
Auto
Man
Freq Offset
0 Hz

Appendix E: Band edge measurements

Test Result B1

TestMode	Antenna	ChName	Freq(MHz)	Result[dBm]	Limit[dBm]	Verdict
11A	Ant1	Low	5180	-37.96	≤-27	PASS
		High	5240	-45.45	≤-27	PASS
11N20SISO	Ant1	Low	5180	-36.47	≤-27	PASS
		High	5240	-46.5	≤-27	PASS
11N40SISO	Ant1	Low	5190	-33.45	≤-27	PASS
		High	5230	-46.72	≤-27	PASS
11AC20SISO	Ant1	Low	5180	-36.96	≤-27	PASS
		High	5240	-46.13	≤-27	PASS
11AC40SISO	Ant1	Low	5190	-31.82	≤-27	PASS
		High	5230	-46.07	≤-27	PASS
11AC80SISO	Ant1	Low	5210	-34.07	≤-27	PASS
		High	5210	-46.09	≤-27	PASS

Test Result B4

TestMode	Antenna	ChName	Freq(MHz)	FreqRange [MHz]	Result [dBm]	Limit [dBm]	Verdict
11A	Ant1	Low	5745	5650~5700	-48.16	≤-26.96	PASS
				5700~5720	-33.75	≤15.59	PASS
				5720~5725	-24.69	≤24.21	PASS
				5760~5650	-47.21	≤-27	PASS
		High	5825	5850~5855	-36.92	≤18.80	PASS
				5855~5875	-39.12	≤15.05	PASS
				5875~5925	-45.79	≤-26.11	PASS
				5925~5935	-45.73	≤-27	PASS
11N20SISO	Ant1	Low	5745	5650~5700	-47.52	≤-26.79	PASS
				5700~5720	-36.27	≤15.18	PASS
				5720~5725	-25.58	≤19.75	PASS
				5760~5650	-47.54	≤-27	PASS
		High	5825	5850~5855	-39.53	≤15.73	PASS
				5855~5875	-37.54	≤15.20	PASS
				5875~5925	-47.07	≤-26.91	PASS
				5925~5935	-46.22	≤-27	PASS
11N40SISO	Ant1	Low	5755	5650~5700	-46.31	≤-25.90	PASS
				5700~5720	-23.92	≤15.54	PASS
				5720~5725	-24.44	≤15.74	PASS
				5780~5650	-47.09	≤-27	PASS
		High	5795	5850~5855	-46.42	≤15.66	PASS

				5855~5875	-45.15	≤11.13	PASS
				5875~5925	-46.6	≤-26.83	PASS
				5925~5935	-45.29	≤-27	PASS
11AC20S ISO	Ant1	Low	5745	5650~5700	-47.8	≤-26.53	PASS
				5700~5720	-36.66	≤15.24	PASS
				5720~5725	-27.58	≤19.49	PASS
				5760~5650	-46.97	≤-27	PASS
		High	5825	5850~5855	-38.83	≤15.73	PASS
				5855~5875	-39.23	≤14.78	PASS
				5875~5925	-46.81	≤-26.51	PASS
				5925~5935	-46.4	≤-27	PASS
11AC40S ISO	Ant1	Low	5755	5650~5700	-47.97	≤-26.90	PASS
				5700~5720	-23.59	≤15.09	PASS
				5720~5725	-26.13	≤15.74	PASS
				5780~5650	-47.31	≤-27	PASS
		High	5795	5850~5855	-44.42	≤17.16	PASS
				5855~5875	-47	≤10.06	PASS
				5875~5925	-45.36	≤-25.73	PASS
				5925~5935	-46.53	≤-27	PASS
11AC80S ISO	Ant1	Low	5775	5650~5700	-44.21	≤-26.46	PASS
				5700~5720	-25.39	≤15.56	PASS
				5720~5725	-25.33	≤15.65	PASS
				5800~5650	-45.19	≤-27	PASS
		High	5775	5850~5855	-37.14	≤15.84	PASS
				5855~5875	-32.86	≤14.02	PASS
				5875~5925	-46.04	≤-26.73	PASS
				5925~5935	-46.5	≤-27	PASS

Test Graphs B1

11A_Ant1_Low_5180

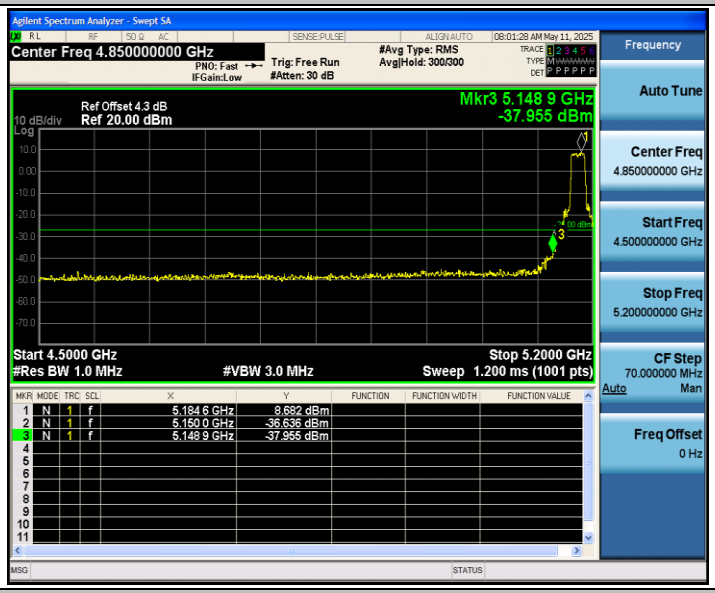

11A_Ant1_High_5240

11N20SISO_Ant1_Low_5180