FCC Appendix RF Test Data

FCC ID	**:**	**2BPTB-CTAB14**
Company:	**:**	**LEON TRADE(H.K.)CO.,LIMITED.**
EUT	**:**	**14 inch Tablet**
Model Number	**:**	**Ctab 14**
Report No.	**:**	**CTA25050802508**
Reviewed By	**:**	**Eric Wang**

Appendix A1: Emission Bandwidth

Test Result

TestMode	Antenna	Freq(MHz)	26db EBW [MHz]	FL[MHz]	FH[MHz]	Limit[MHz]	Verdict
11A	Ant1	5180	20.240	5170.400	5190.640	---	---
		5220	19.360	5210.160	5229.520	---	---
		5240	22.560	5228.520	5251.080	---	---
		5745	25.000	5732.880	5757.880	---	---
		5785	26.120	5772.800	5798.920	---	---
		5825	26.720	5813.040	5839.760	---	---
11N20SISO	Ant1	5180	27.040	5168.200	5195.240	---	---
		5220	24.720	5207.920	5232.640	---	---
		5240	27.080	5227.800	5254.880	---	---
		5745	24.600	5732.880	5757.480	---	---
		5785	24.600	5772.920	5797.520	---	---
		5825	26.240	5812.760	5839.000	---	---
11N40SISO	Ant1	5190	46.000	5166.480	5212.480	---	---
		5230	45.600	5207.440	5253.040	---	---
		5755	53.280	5723.960	5777.240	---	---
		5795	52.960	5768.680	5821.640	---	---
11AC20SISO	Ant1	5180	19.960	5170.120	5190.080	---	---
		5220	25.160	5208.680	5233.840	---	---
		5240	21.920	5230.120	5252.040	---	---
		5745	26.640	5731.600	5758.240	---	---
		5785	22.720	5772.440	5795.160	---	---
		5825	19.960	5815.240	5835.200	---	---
11AC40SISO	Ant1	5190	53.520	5166.320	5219.840	---	---
		5230	49.440	5206.320	5255.760	---	---
		5755	43.440	5735.080	5778.520	---	---
		5795	49.280	5769.320	5818.600	---	---
11AC80SISO	Ant1	5210	85.760	5168.560	5254.320	---	---
		5775	88.000	5729.720	5817.720	---	---

Test Graphs

11A_Ant1_5180

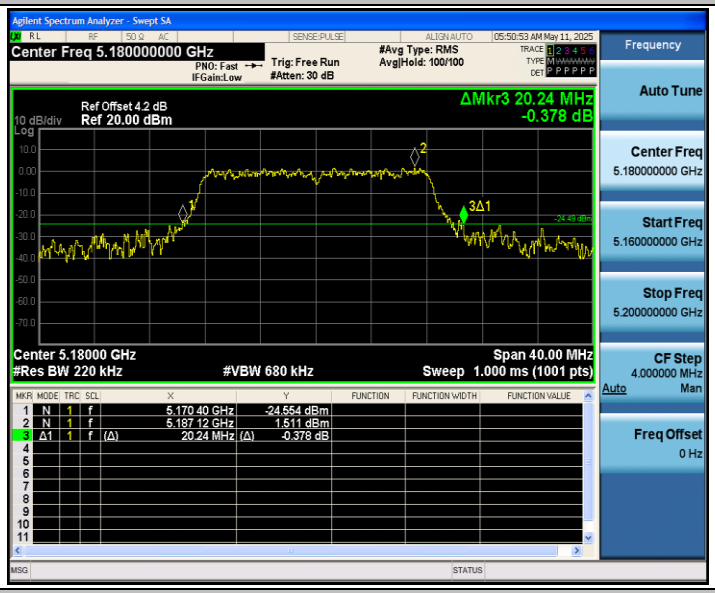

11A_Ant1_5220

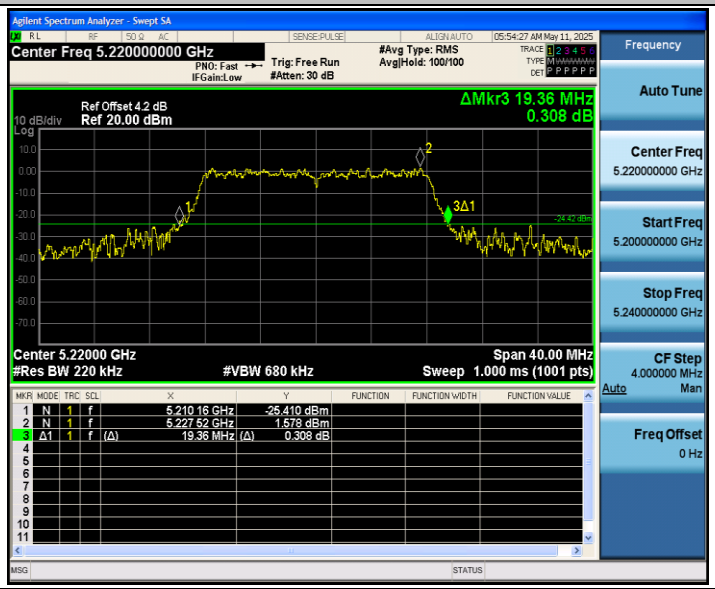

11A_Ant1_5240

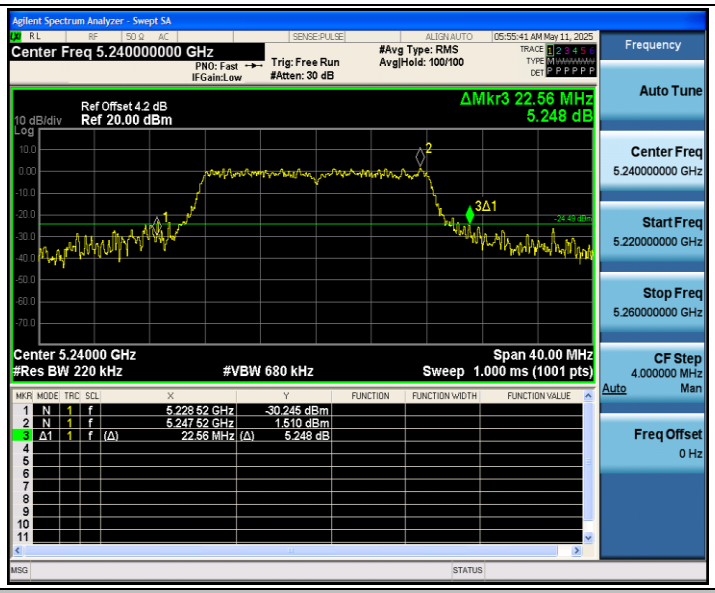

11A_Ant1_5745

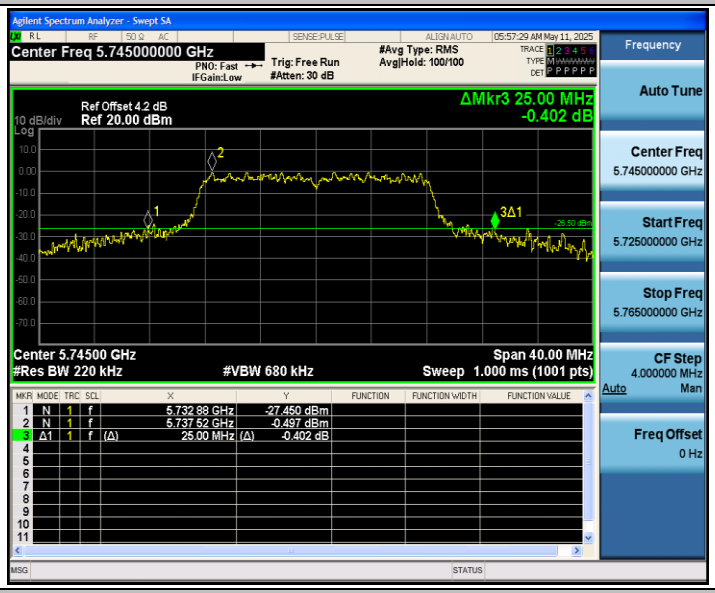

11A_Ant1_5785

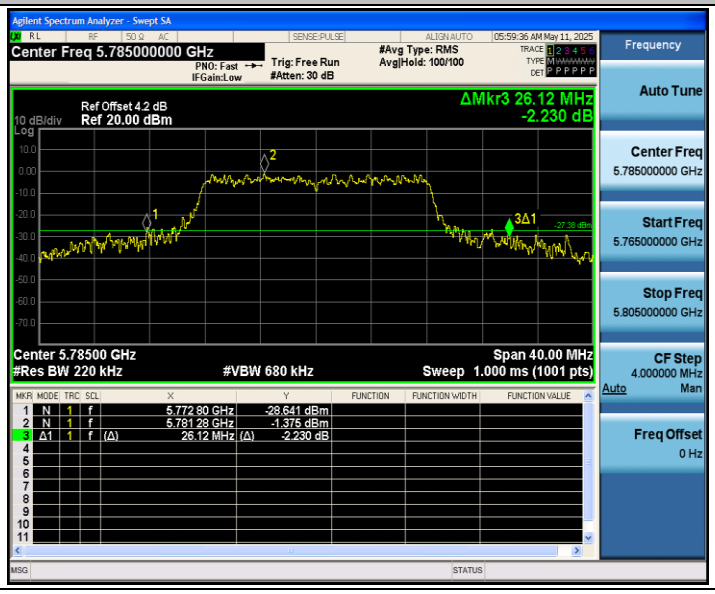

11A_Ant1_5825

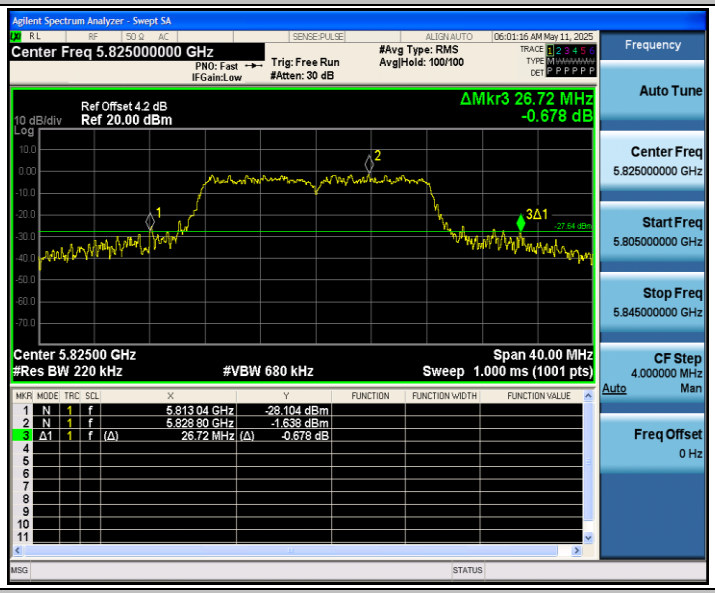

11N20SISO_Ant1_5180

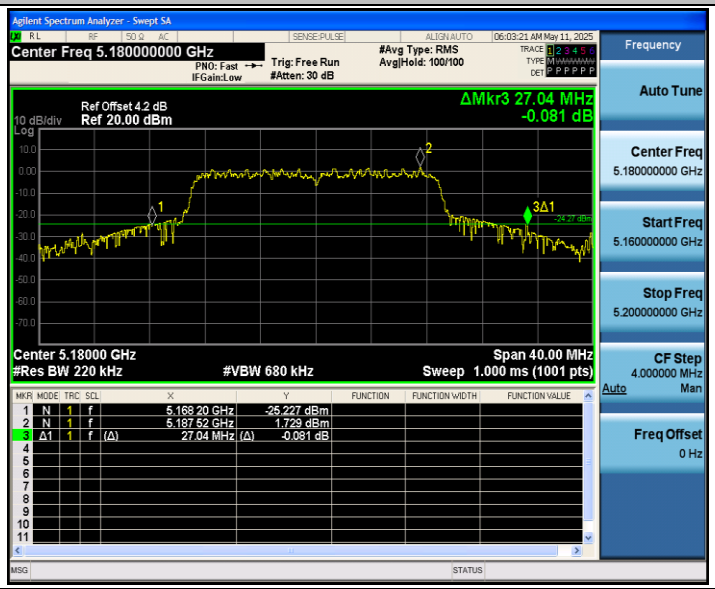

11N20SISO_Ant1_5220

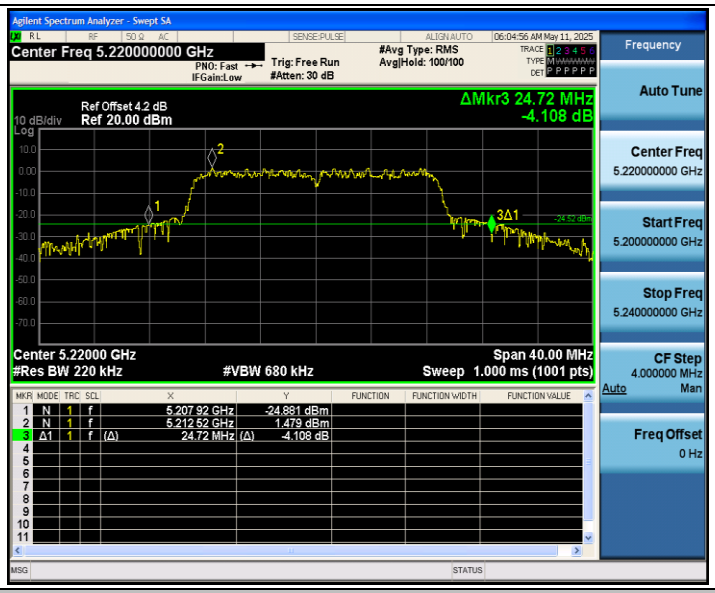

11N20SISO_Ant1_5240

11N20SISO_Ant1_5745

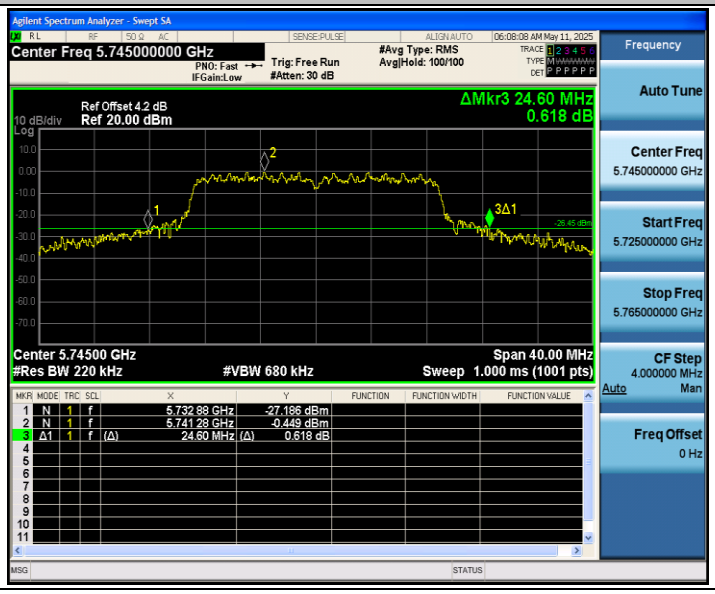

11N20SISO_Ant1_5785

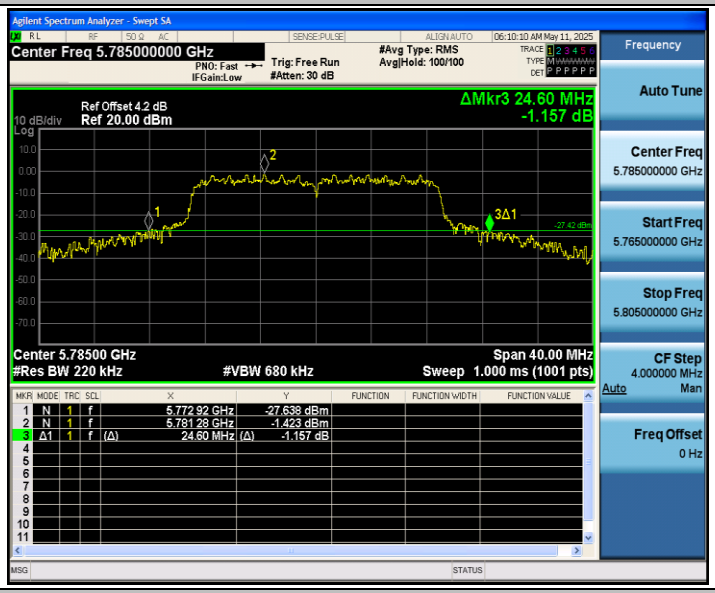

11N20SISO_Ant1_5825

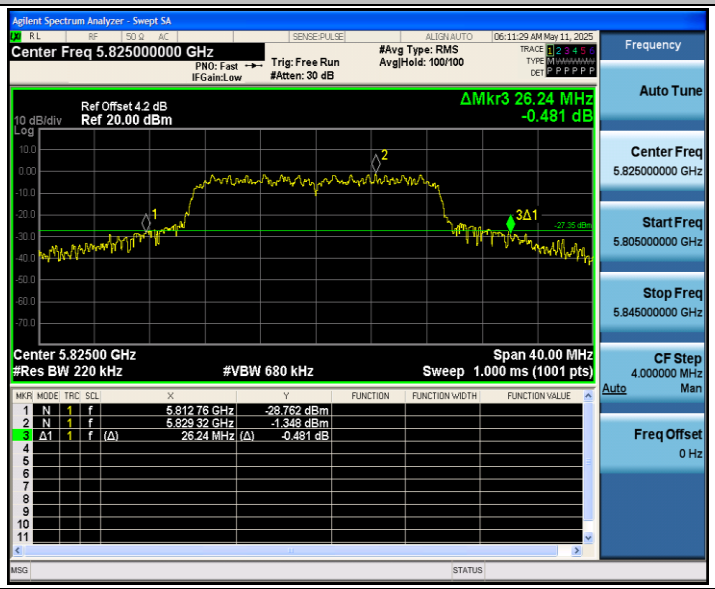

11N40SISO_Ant1_5190

11N40SISO_Ant1_5230

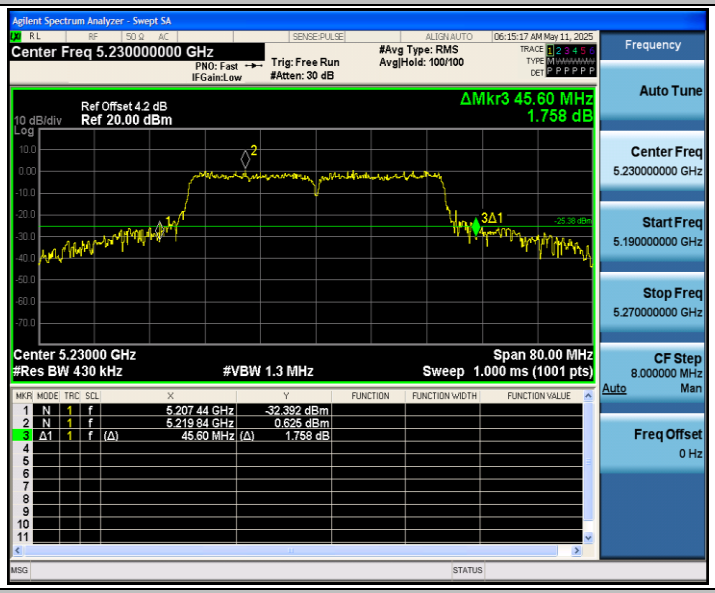

11N40SISO_Ant1_5755

11N40SISO_Ant1_5795

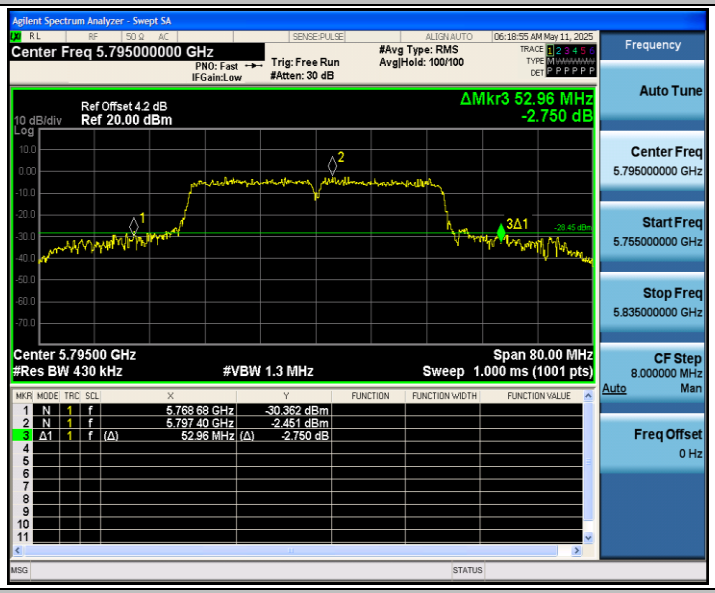

11AC20SISO_Ant1_5180

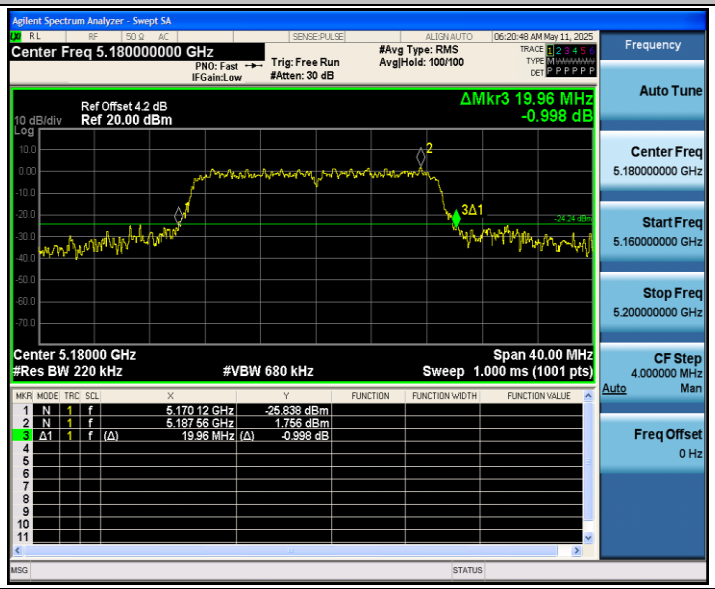

11AC20SISO_Ant1_5220

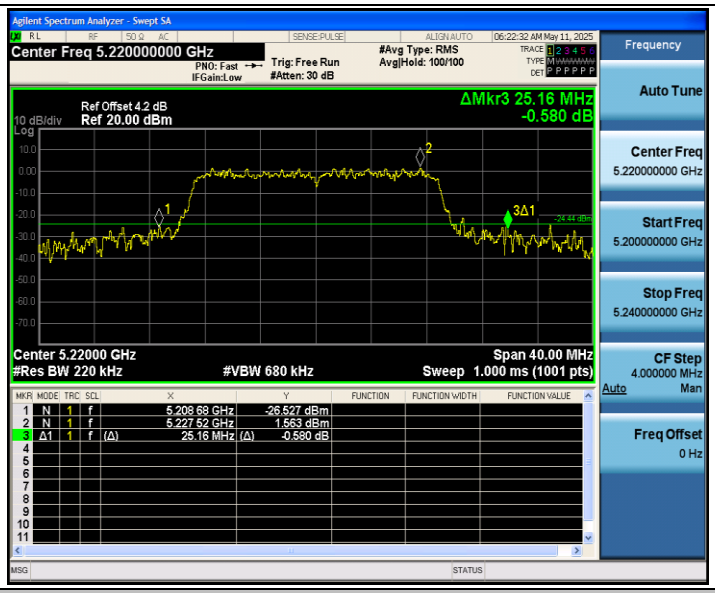

11AC20SISO_Ant1_5240

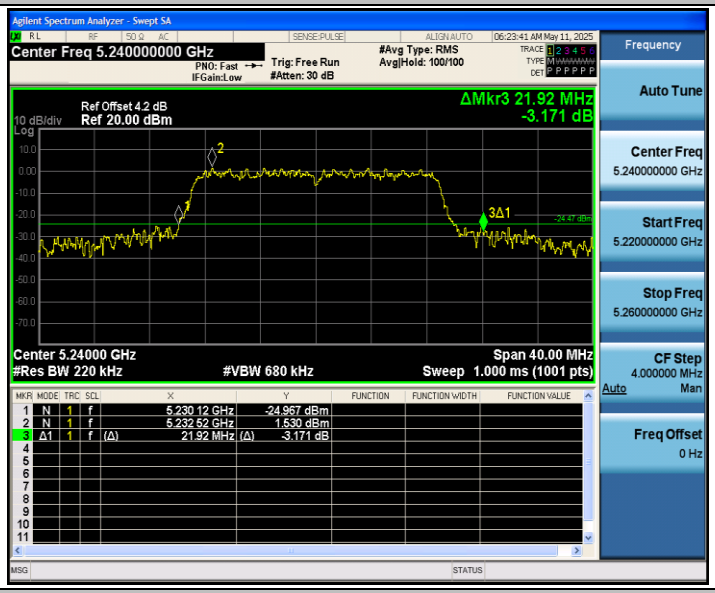

11AC20SISO_Ant1_5745

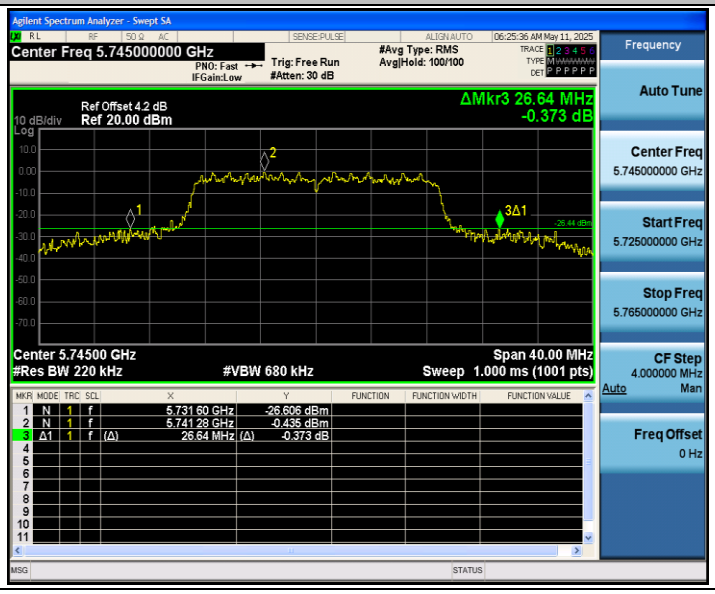

11AC20SISO_Ant1_5785

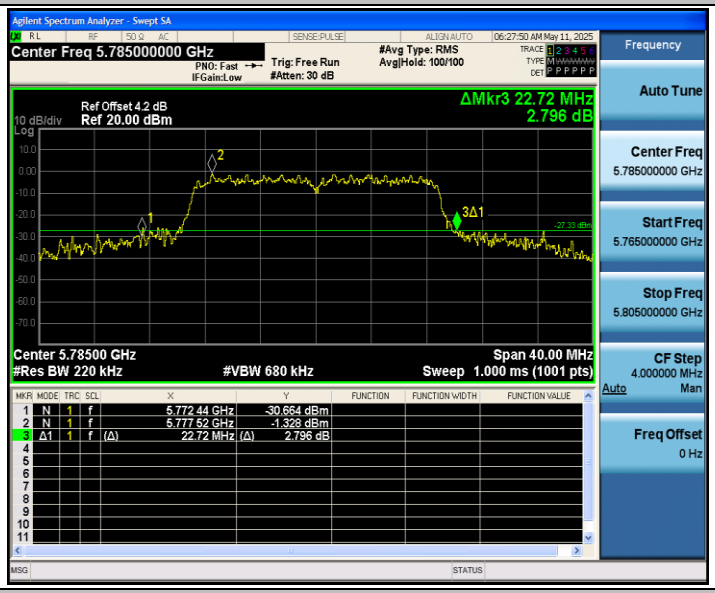

11AC20SISO_Ant1_5825

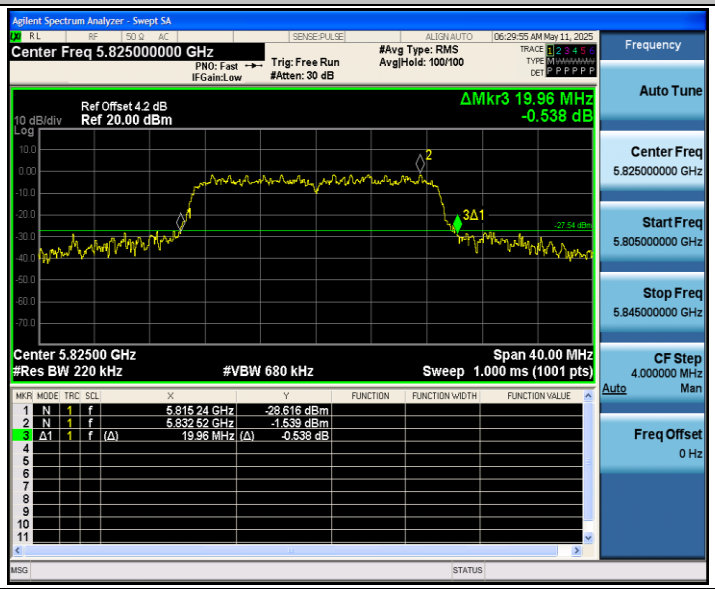

11AC40SISO_Ant1_5190

11AC40SISO_Ant1_5230

11AC40SISO_Ant1_5755

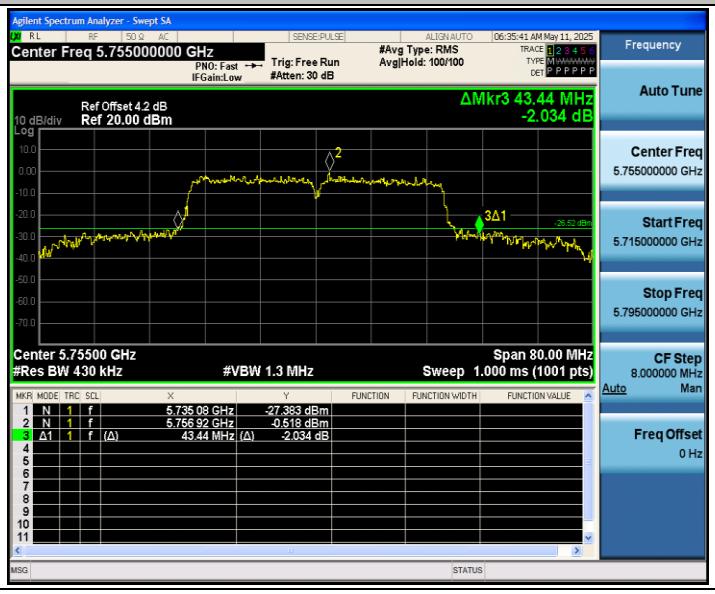

11AC40SISO_Ant1_5795

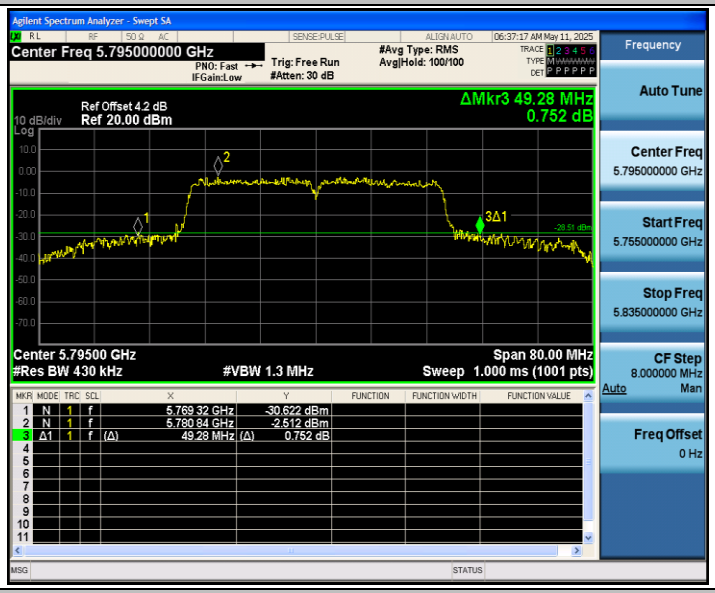

11AC80SISO_Ant1_5210

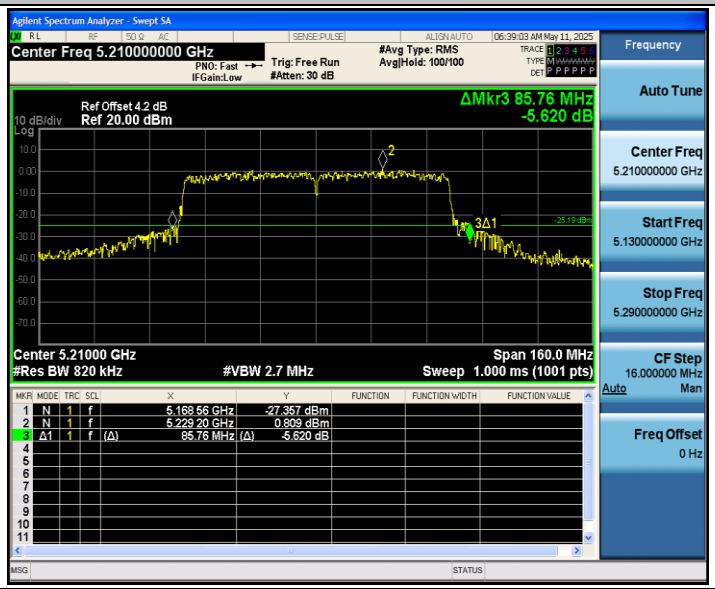

11AC80SISO_Ant1_5775

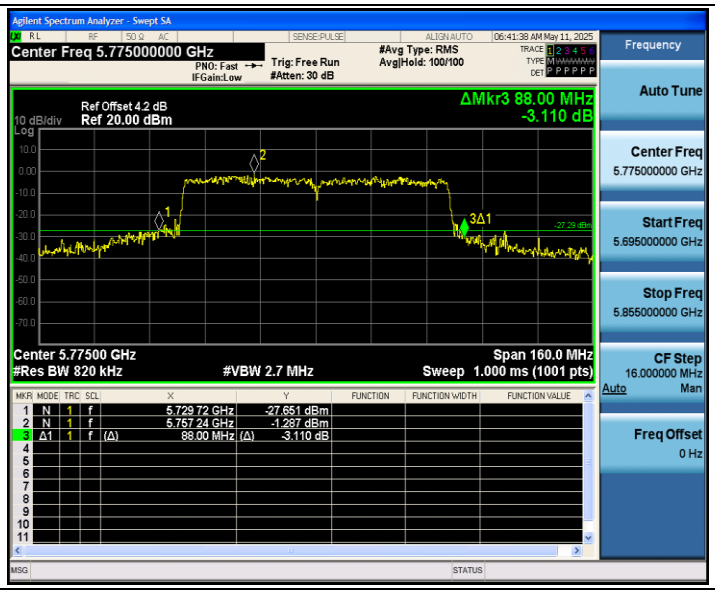
Agilent Spectrum Analyzer - Swept SA
Center Freq 5.775000000 GHz
PNO: Fast
IFGain:Low
Trig: Free Run
#Atten: 30 dB
#Avg Type: RMS
Avg|Hold: 100/100
06:41:38 AM May 11, 2025
Frequency
Auto Tune
Center Freq
5.775000000 GHz
Start Freq
5.695000000 GHz
Stop Freq
5.855000000 GHz
CF Step
16.000000 MHz
Auto
Man
Freq Offset
0 Hz
Ref Offset 4.2 dB
10 dB/div
Ref 20.00 dBm
Log
ΔMkr3 88.00 MHz
-3.110 dB
-27.29 dBm
Center 5.77500 GHz
#Res BW 820 kHz
#VBW 2.7 MHz
Span 160.0 MHz
Sweep 1.000 ms (1001 pts)
MKR MODE TRC SCL X Y FUNCTION FUNCTION WIDTH FUNCTION VALUE
1 N 1 f 5.729 72 GHz -27.651 dBm
2 N 1 f 5.757 24 GHz -1.287 dBm
3 Δ1 1 f (Δ) 88.00 MHz (Δ) -3.110 dB
MSG
STATUS

Appendix A2: Occupied channel bandwidth

Test Result

TestMode	Antenna	Freq(MHz)	OCB [MHz]	FL[MHz]	FH[MHz]	Limit[MHz]	Verdict
11A	Ant1	5180	17.113	5171.4984	5188.6114	---	---
		5220	17.076	5211.4822	5228.5582	---	---
		5240	17.083	5231.5049	5248.5879	---	---
		5745	17.209	5736.3566	5753.5656	---	---
		5785	17.180	5776.3958	5793.5758	---	---
		5825	17.074	5816.4991	5833.5731	---	---
11N20SISO	Ant1	5180	18.167	5171.0326	5189.1996	---	---
		5220	18.193	5210.9645	5229.1575	---	---
		5240	18.185	5230.9693	5249.1543	---	---
		5745	18.142	5735.9374	5754.0794	---	---
		5785	18.109	5775.9619	5794.0709	---	---
		5825	18.158	5815.9842	5834.1422	---	---
11N40SISO	Ant1	5190	36.769	5171.8471	5208.6161	---	---
		5230	36.722	5211.7479	5248.4699	---	---
		5755	36.638	5736.6839	5773.3219	---	---
		5795	36.555	5776.7762	5813.3312	---	---
11AC20SISO	Ant1	5180	17.856	5171.1333	5188.9893	---	---
		5220	17.858	5211.1073	5228.9653	---	---
		5240	17.874	5231.0890	5248.9630	---	---
		5745	17.925	5736.0255	5753.9505	---	---
		5785	17.918	5776.0435	5793.9615	---	---
		5825	17.845	5816.1031	5833.9481	---	---
11AC40SISO	Ant1	5190	36.682	5171.8326	5208.5146	---	---
		5230	36.677	5211.7600	5248.4370	---	---
		5755	36.466	5736.7526	5773.2186	---	---
		5795	36.449	5776.8450	5813.2940	---	---
11AC80SISO	Ant1	5210	75.872	5172.3062	5248.1782	---	---
		5775	76.151	5736.9158	5813.0668	---	---

Test Graphs

11A_Ant1_5180

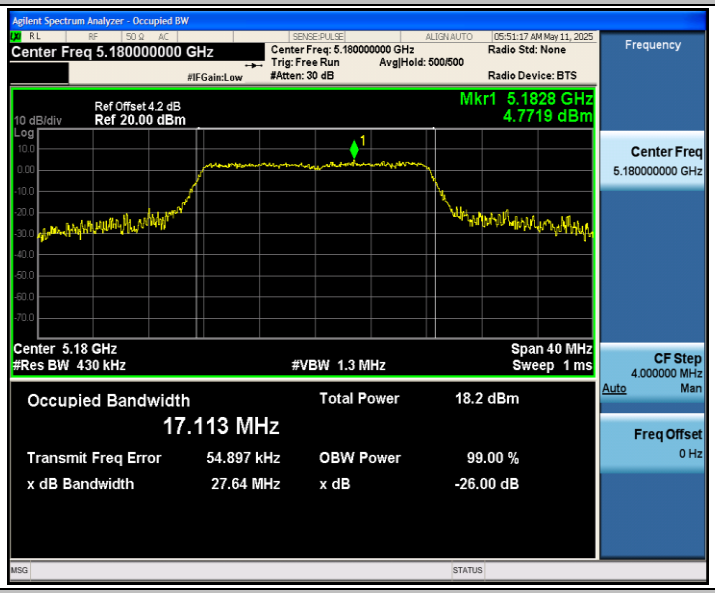

11A_Ant1_5220

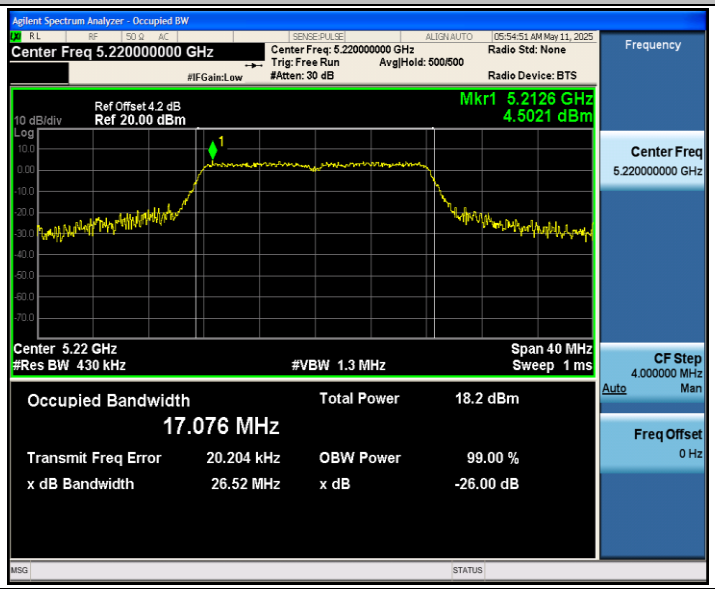

11A_Ant1_5240

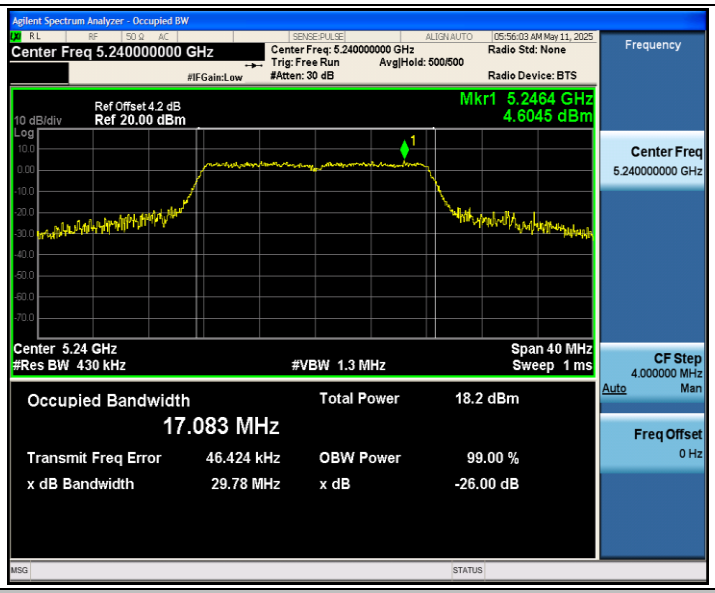

11A_Ant1_5745

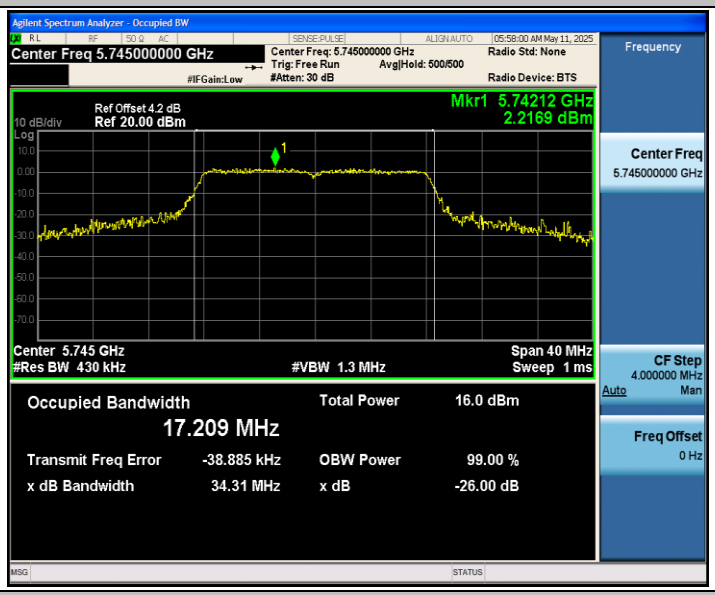

11A_Ant1_5785

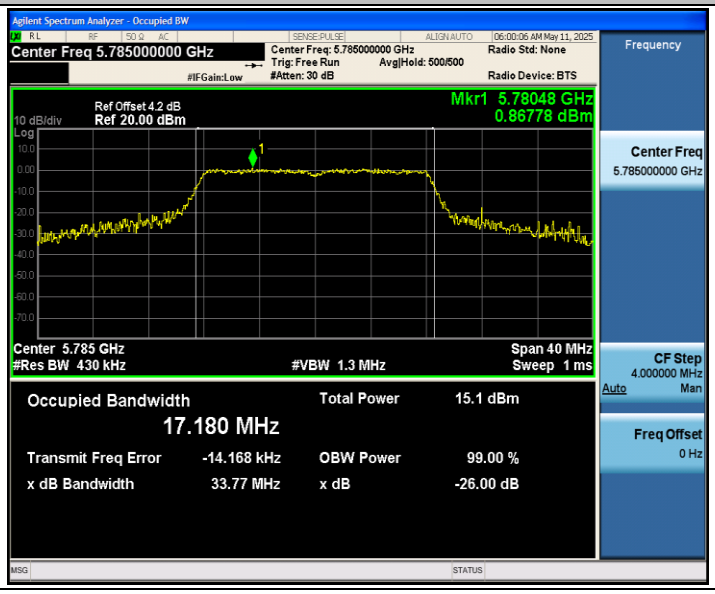

11A_Ant1_5825

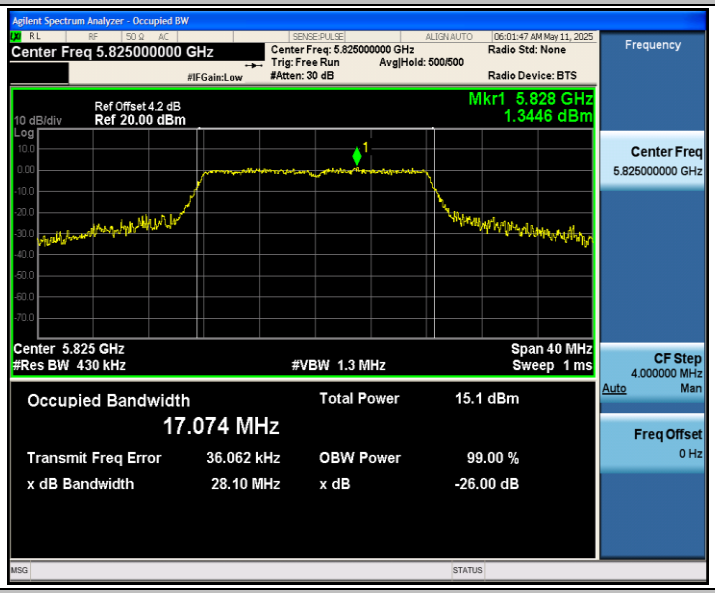

11N20SISO_Ant1_5180

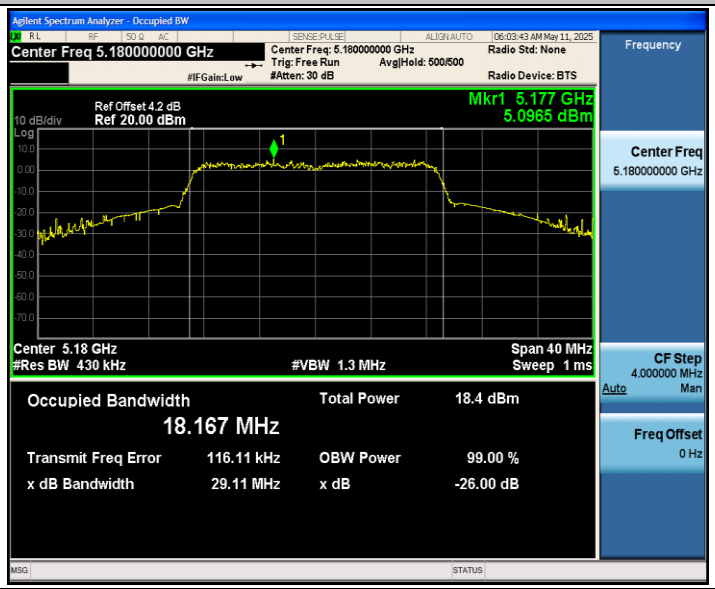

11N20SISO_Ant1_5220

11N20SISO_Ant1_5240

11N20SISO_Ant1_5745

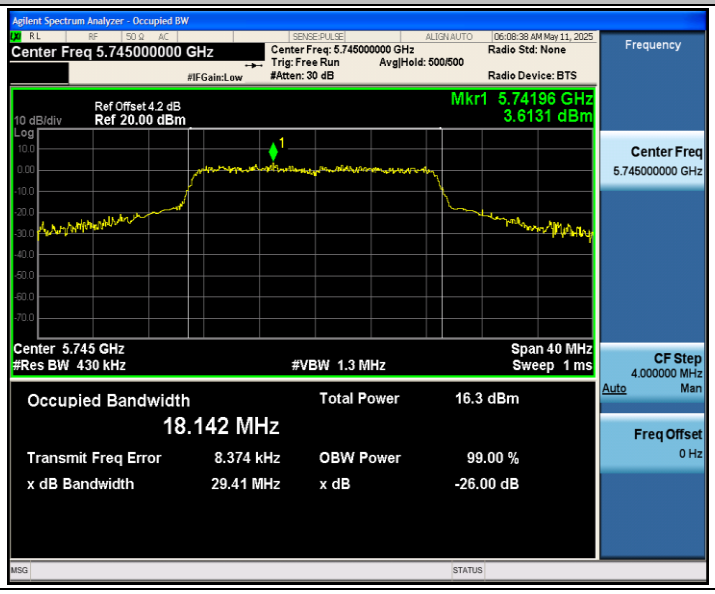

11N20SISO_Ant1_5785

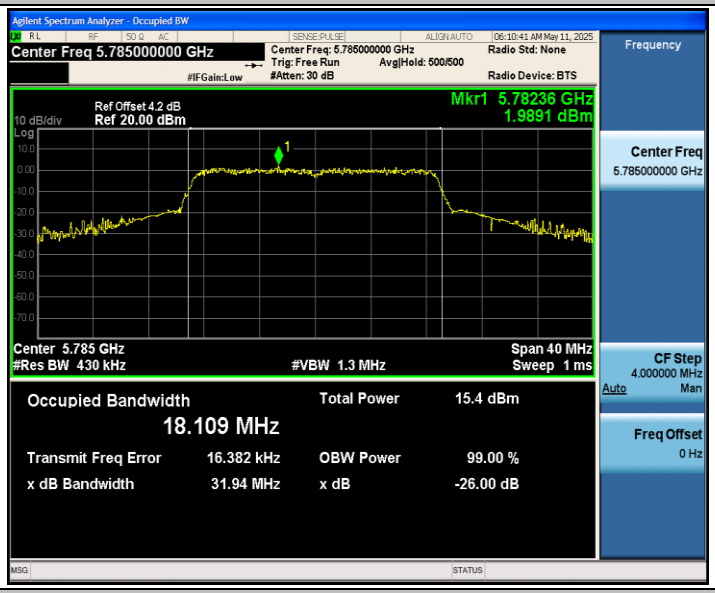

11N20SISO_Ant1_5825

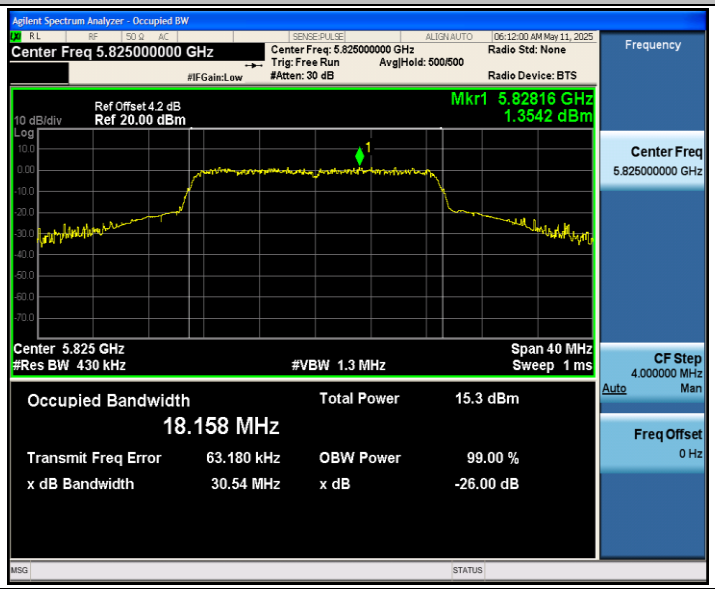

11N40SISO_Ant1_5190

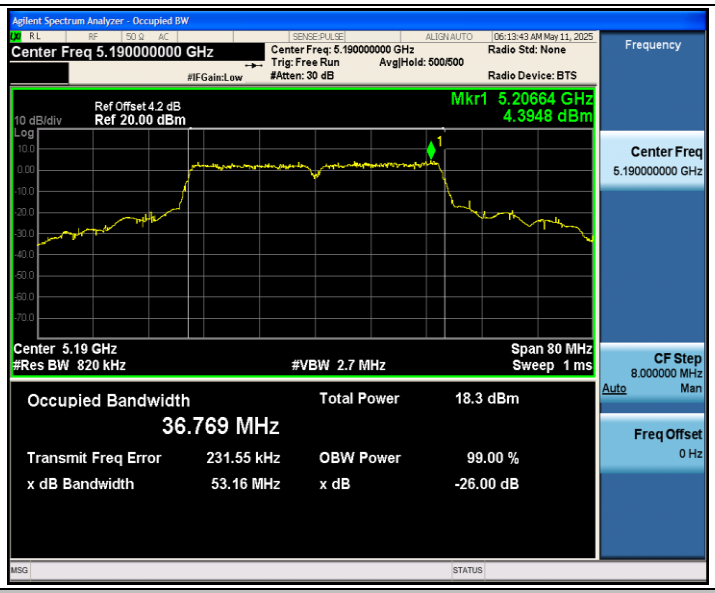

11N40SISO_Ant1_5230

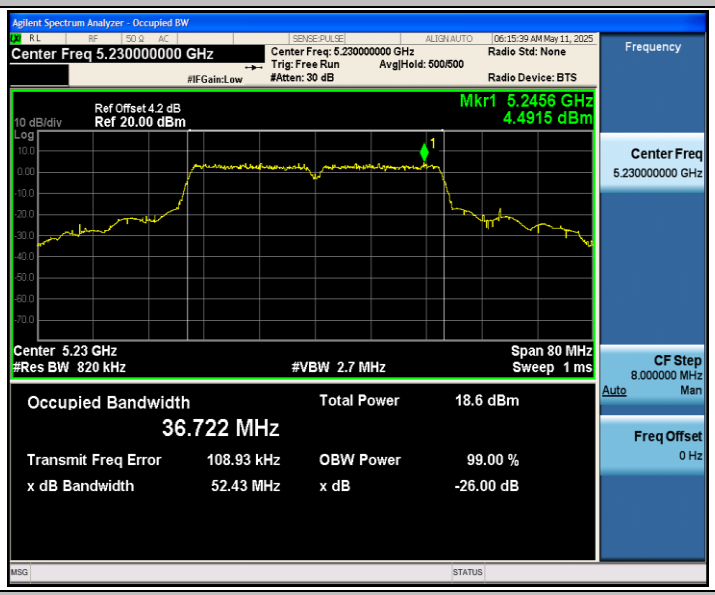

11N40SISO_Ant1_5755

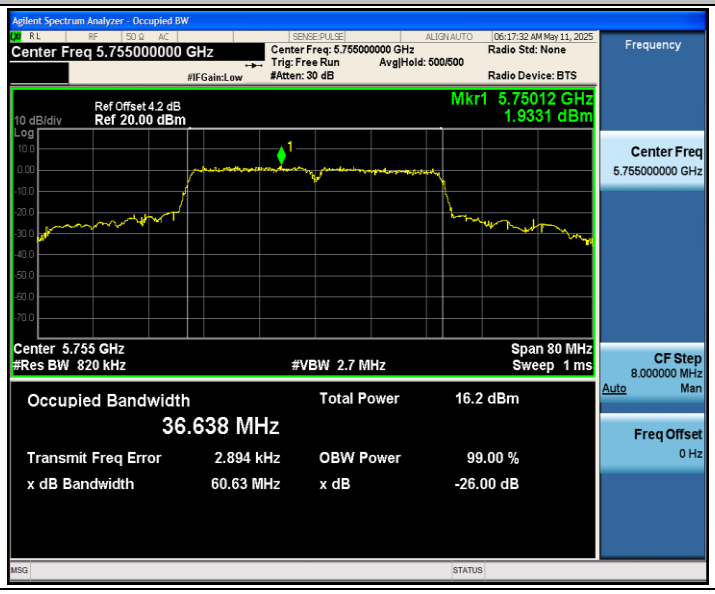

11N40SISO_Ant1_5795

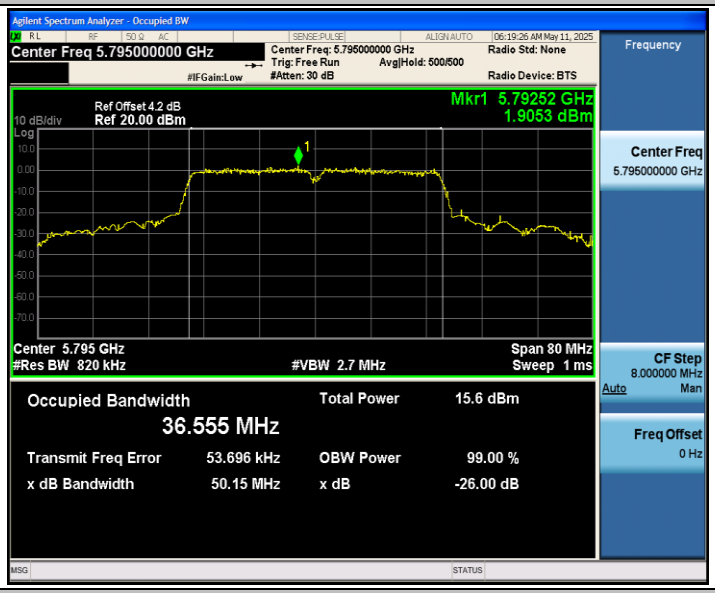

11AC20SISO_Ant1_5180

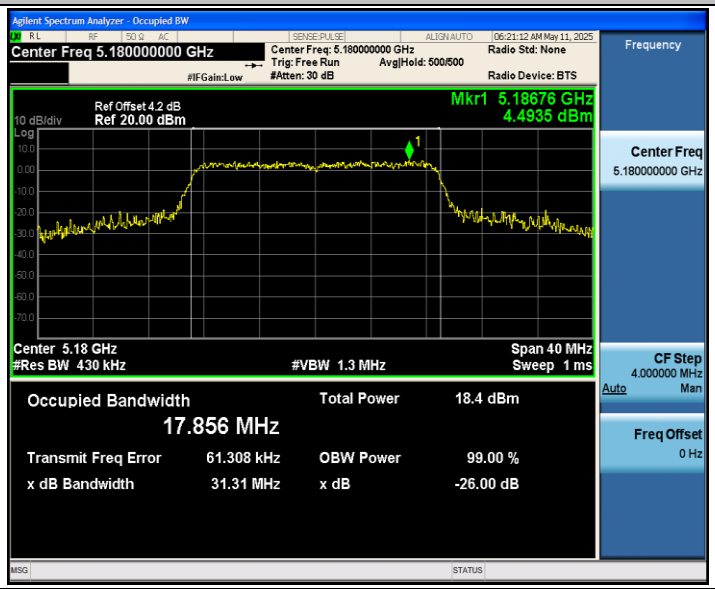

11AC20SISO_Ant1_5220

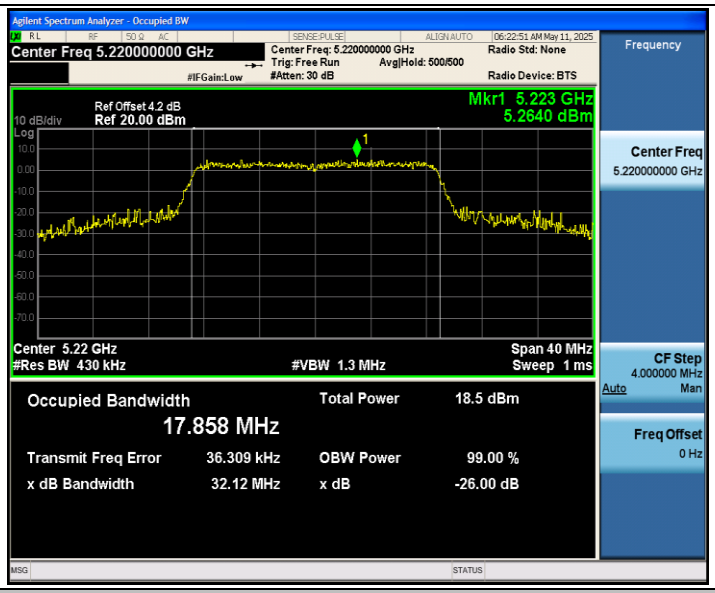

11AC20SISO_Ant1_5240

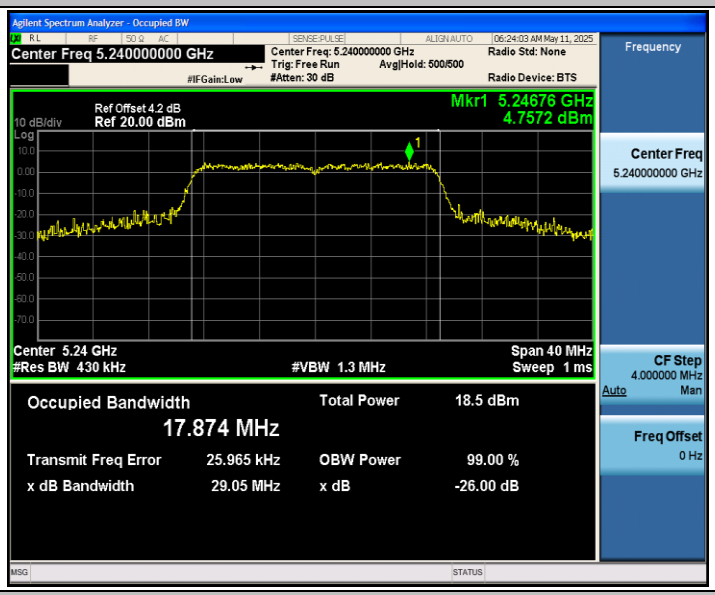

11AC20SISO_Ant1_5745

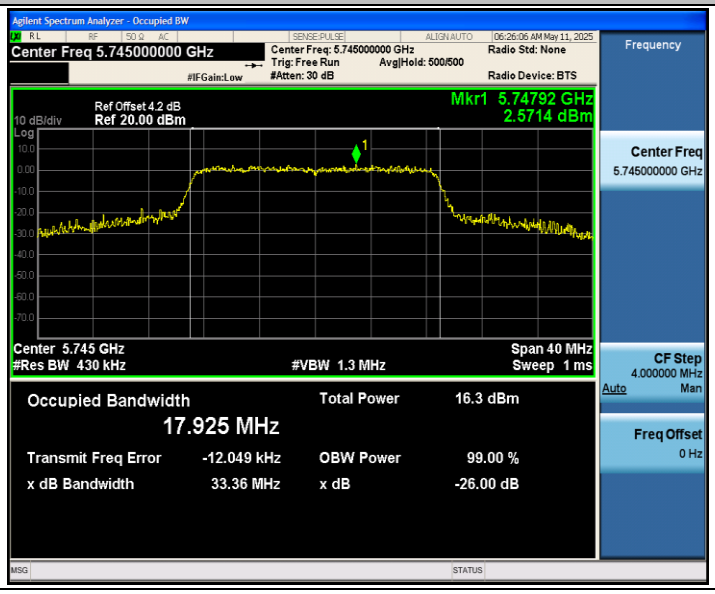

11AC20SISO_Ant1_5785
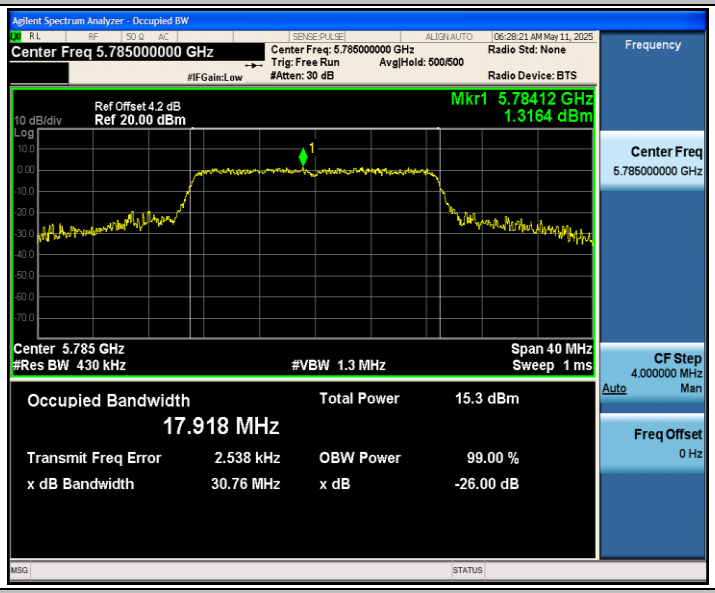

11AC20SISO_Ant1_5825
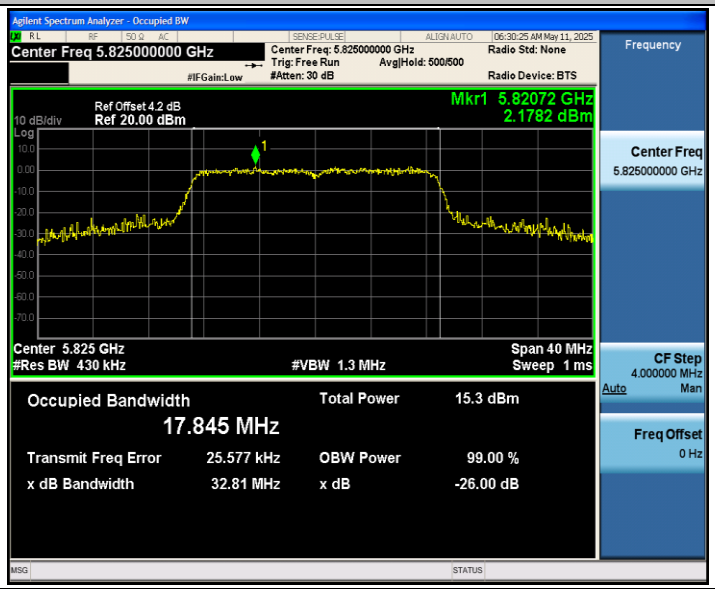

11AC40SISO_Ant1_5190

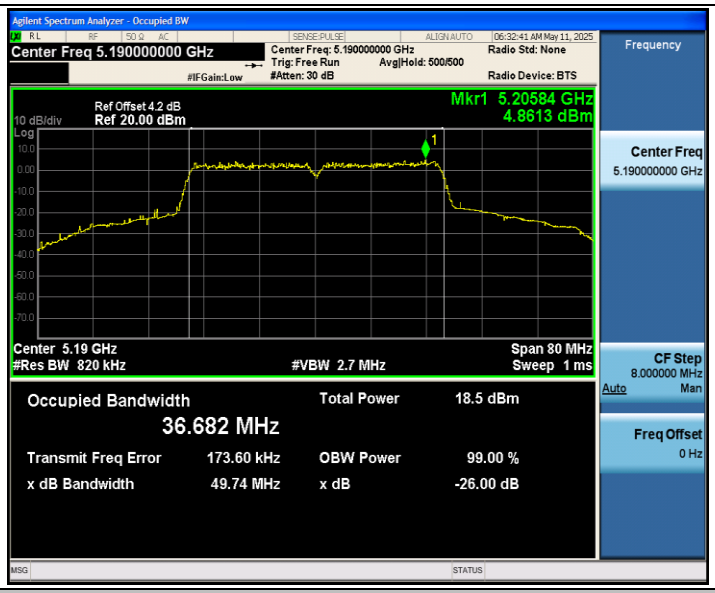

11AC40SISO_Ant1_5230

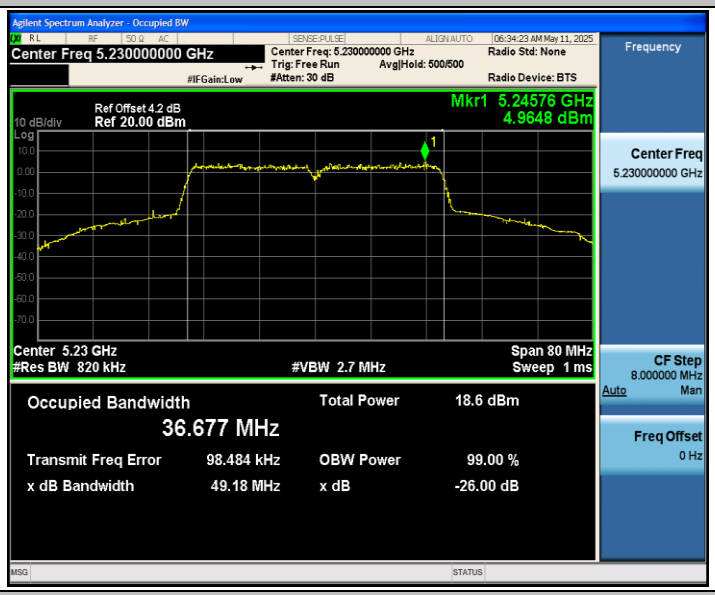

11AC40SISO_Ant1_5755

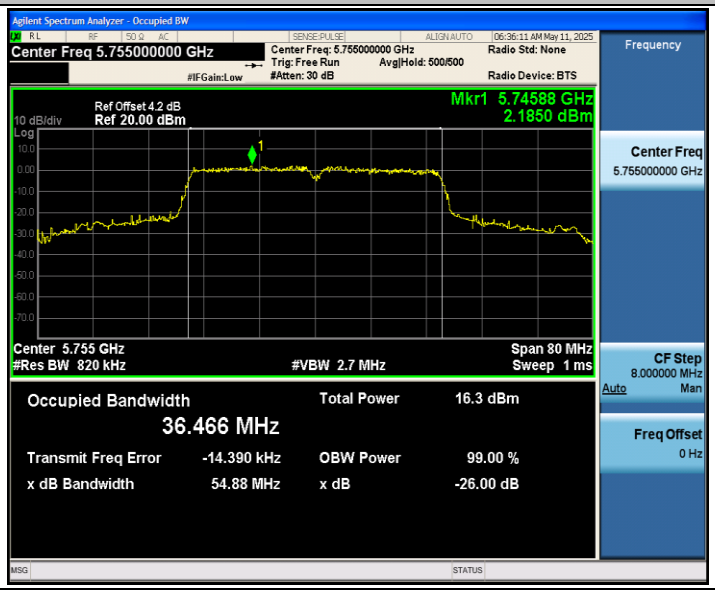

11AC40SISO_Ant1_5795

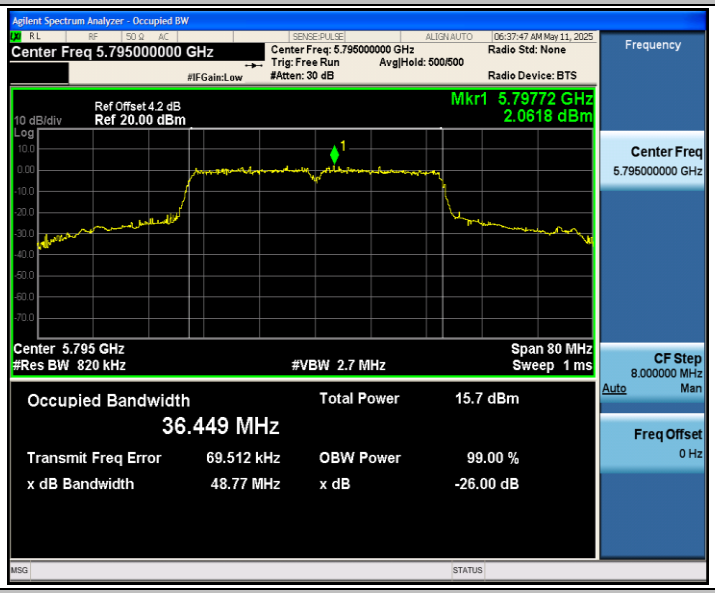

11AC80SISO_Ant1_5210

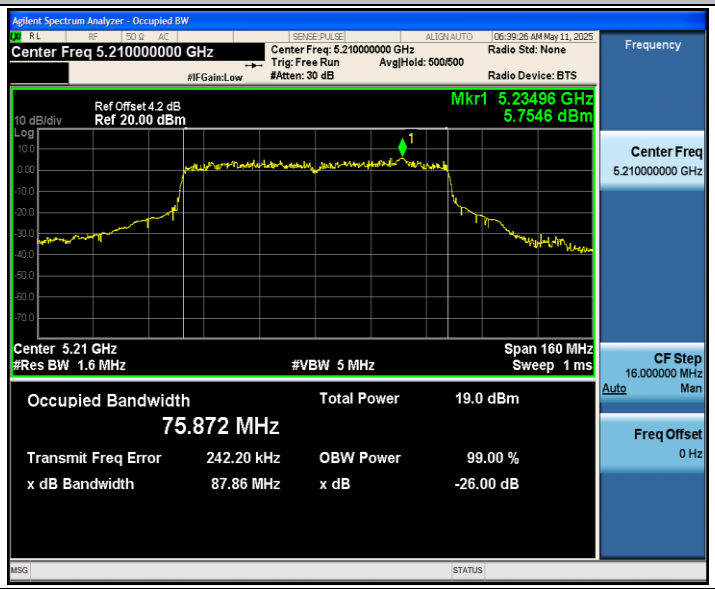

11AC80SISO_Ant1_5775

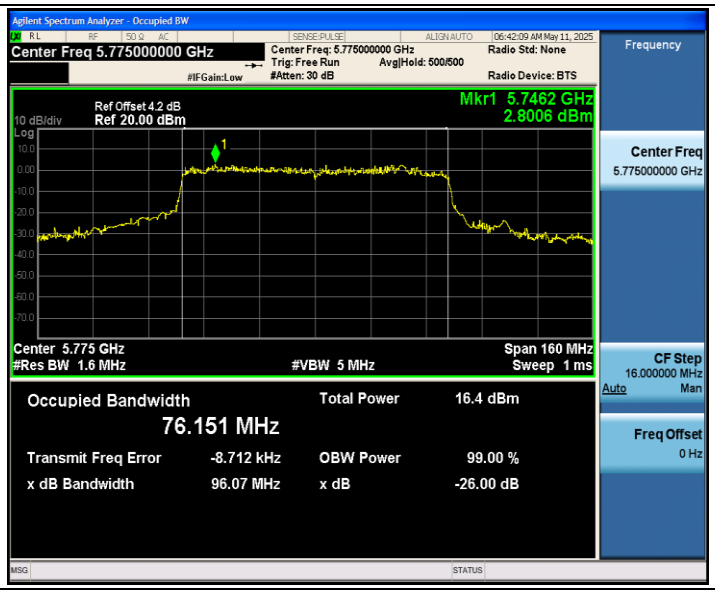
Agilent Spectrum Analyzer - Occupied BW
Center Freq 5.775000000 GHz
Center Freq: 5.775000000 GHz
Trig: Free Run
Avg|Hold: 500/500
#Atten: 30 dB
#IFGain:Low
Radio Std: None
Radio Device: BTS
06:42:09 AM May 11, 2025
Frequency
Ref Offset 4.2 dB
10 dB/div
Ref 20.00 dBm
Log
Mkr1 5.7462 GHz
2.8006 dBm
Center 5.775 GHz
#Res BW 1.6 MHz
#VBW 5 MHz
Span 160 MHz
Sweep 1 ms
Occupied Bandwidth
76.151 MHz
Total Power 16.4 dBm
Transmit Freq Error -8.712 kHz
OBW Power 99.00 %
x dB Bandwidth 96.07 MHz
x dB -26.00 dB
Center Freq
5.775000000 GHz
CF Step
16.000000 MHz
Auto Man
Freq Offset
0 Hz
MSG
STATUS

Appendix A3: Min emission bandwidth

Test Result B4

TestMode	Antenna	Freq(MHz)	6db EBW [MHz]	FL[MHz]	FH[MHz]	Limit[MHz]	Verdict
11A	Ant1	5745	16.320	5736.840	5753.160	0.5	PASS
		5785	16.320	5776.840	5793.160	0.5	PASS
		5825	16.320	5816.840	5833.160	0.5	PASS
11N20SISO	Ant1	5745	16.840	5736.400	5753.240	0.5	PASS
		5785	16.640	5776.720	5793.360	0.5	PASS
		5825	17.040	5816.480	5833.520	0.5	PASS
11N40SISO	Ant1	5755	35.520	5737.080	5772.600	0.5	PASS
		5795	35.200	5777.400	5812.600	0.5	PASS
11AC20SISO	Ant1	5745	16.840	5736.520	5753.360	0.5	PASS
		5785	16.840	5776.480	5793.320	0.5	PASS
		5825	17.000	5816.640	5833.640	0.5	PASS
11AC40SISO	Ant1	5755	35.360	5737.240	5772.600	0.5	PASS
		5795	35.520	5777.080	5812.600	0.5	PASS
11AC80SISO	Ant1	5775	75.200	5737.400	5812.600	0.5	PASS

Test Graphs B4

11A_Ant1_5745

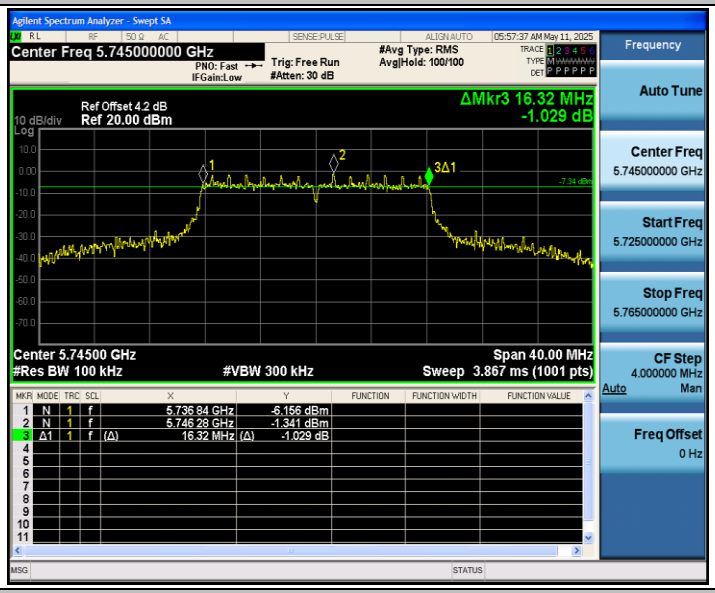

11A_Ant1_5785

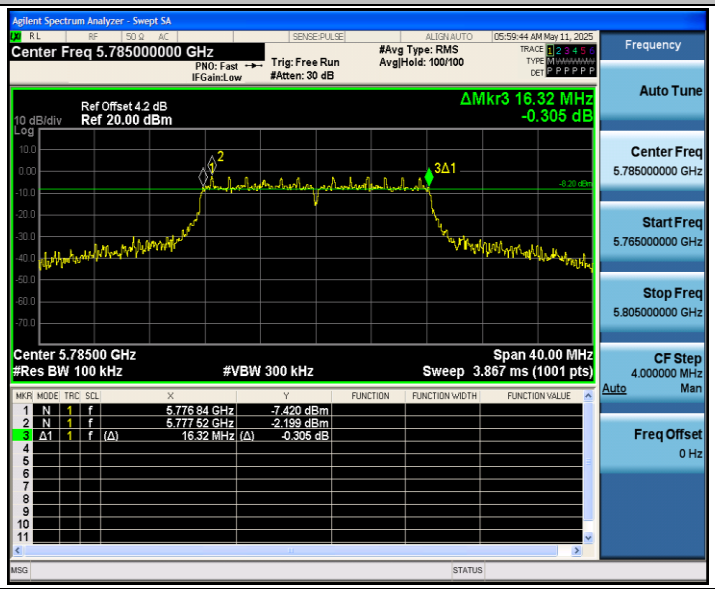

11A_Ant1_5825

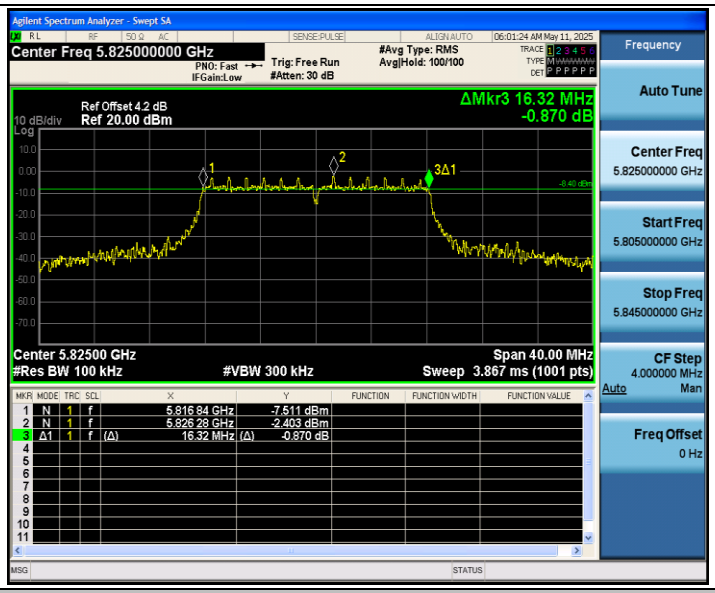

11N20SISO_Ant1_5745

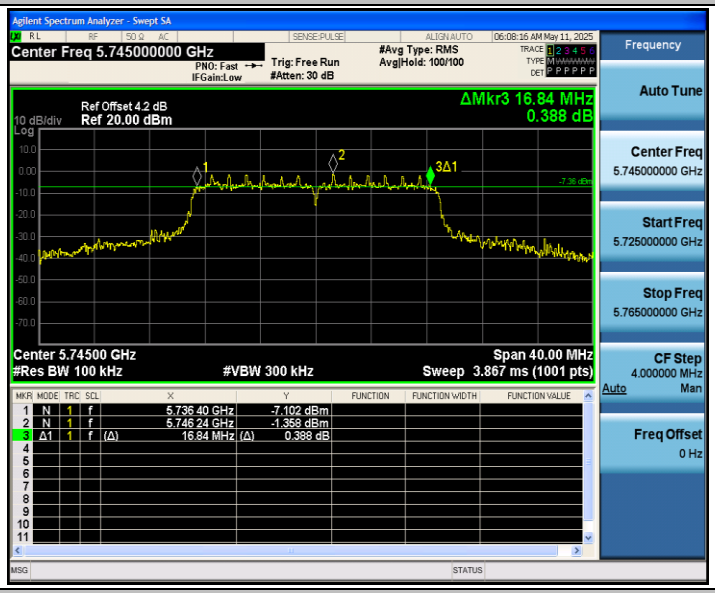

11N20SISO_Ant1_5785

11N20SISO_Ant1_5825

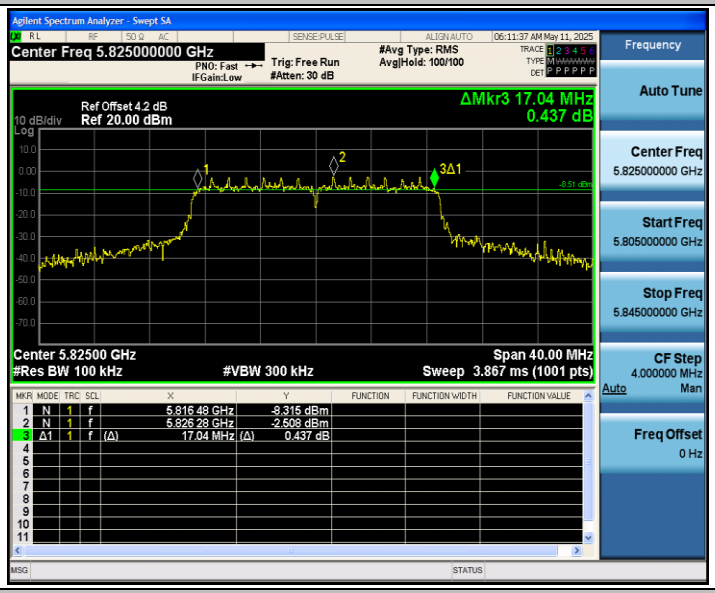

11N40SISO_Ant1_5755

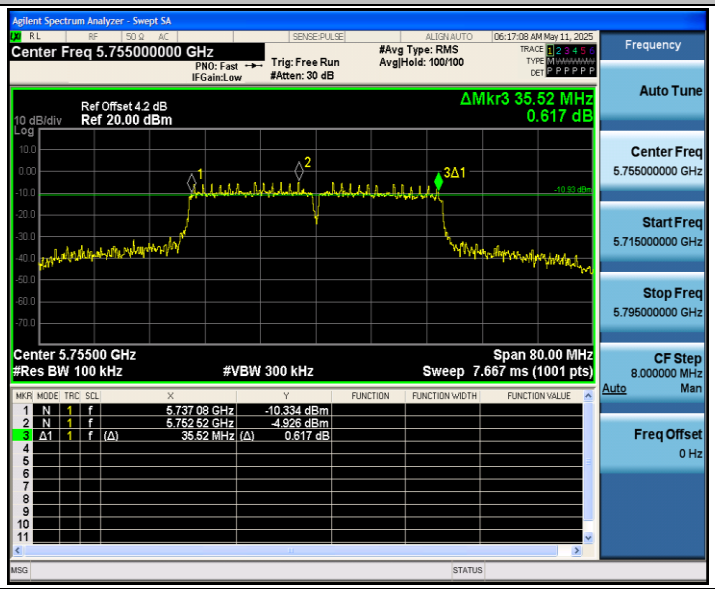

11N40SISO_Ant1_5795

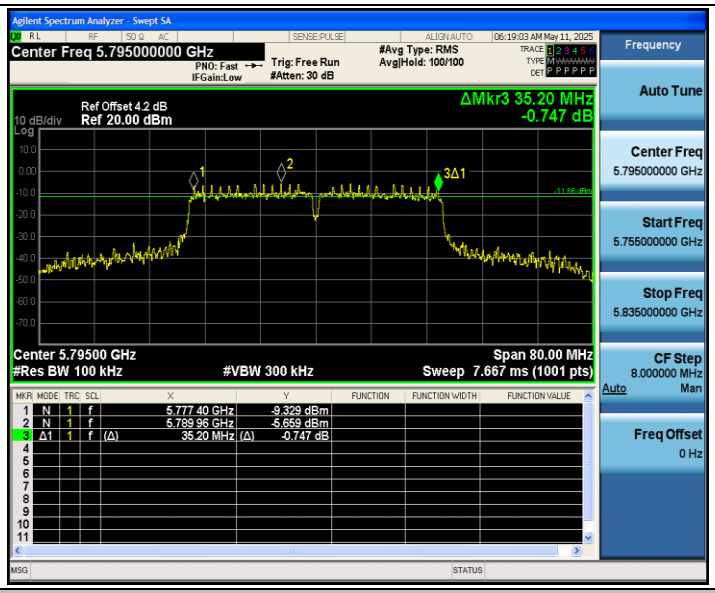

11AC20SISO_Ant1_5745

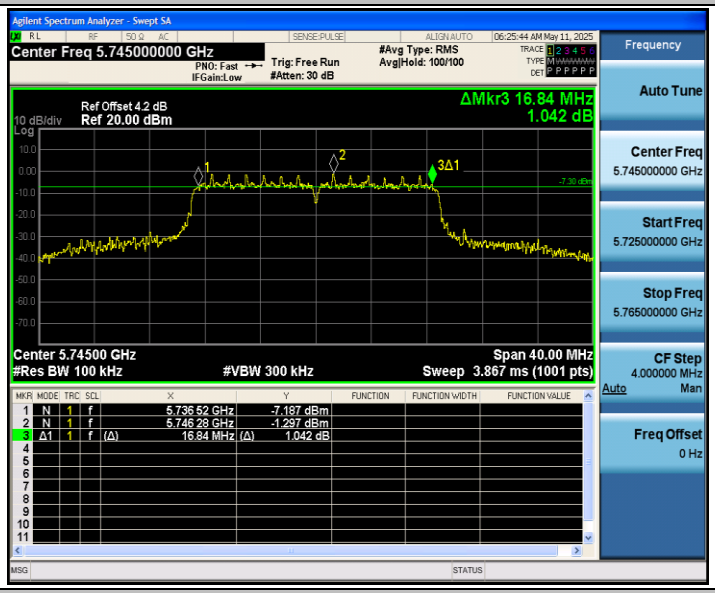

11AC20SISO_Ant1_5785