11AC20SISO_Ant1_5825

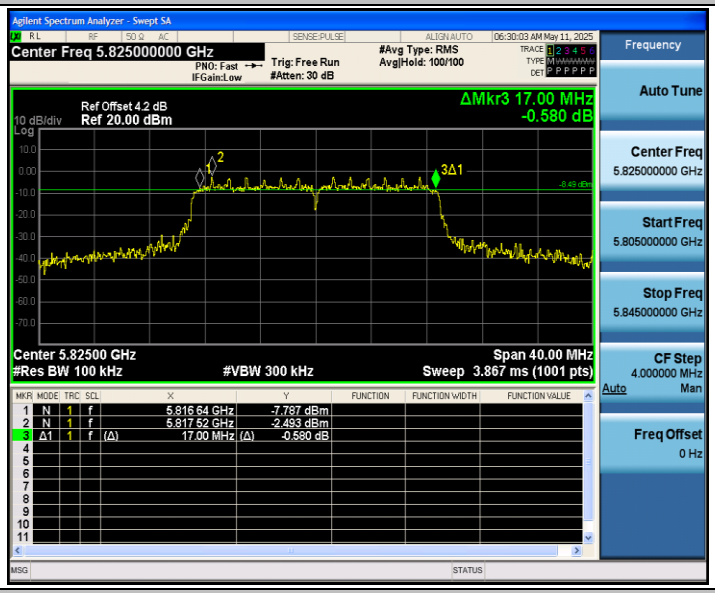


11AC40SISO_Ant1_5755

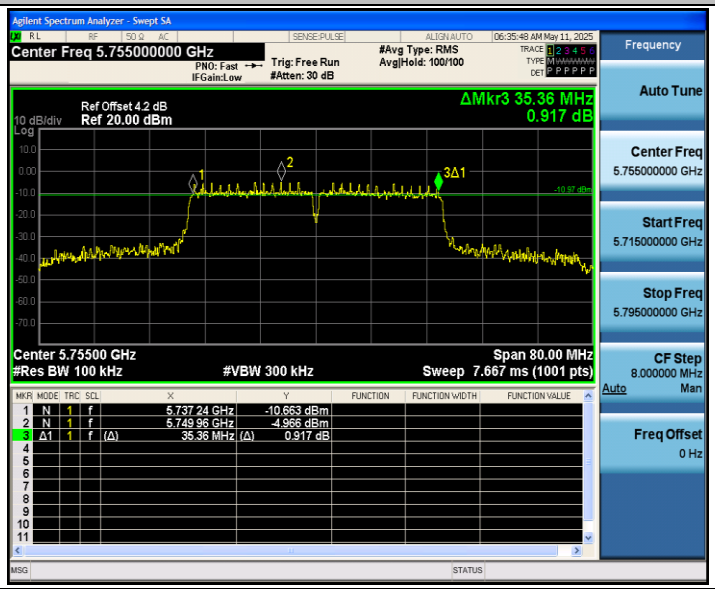


11AC40SISO_Ant1_5795

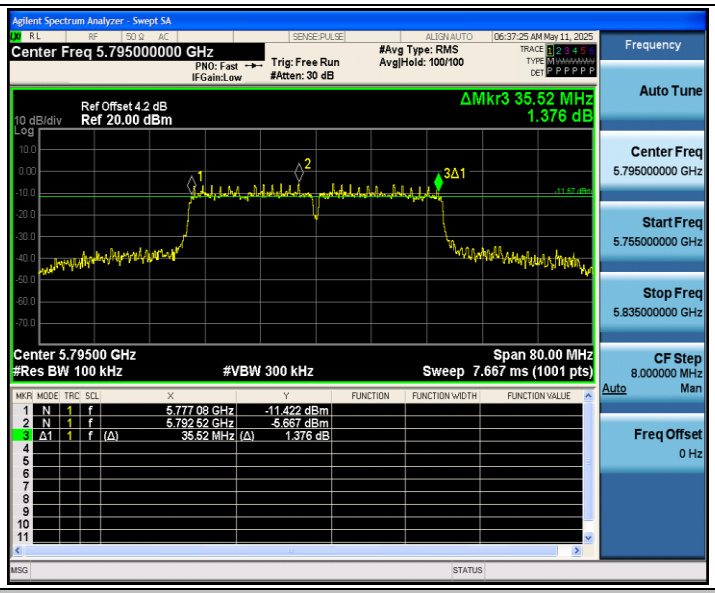


11AC80SISO_Ant1_5775

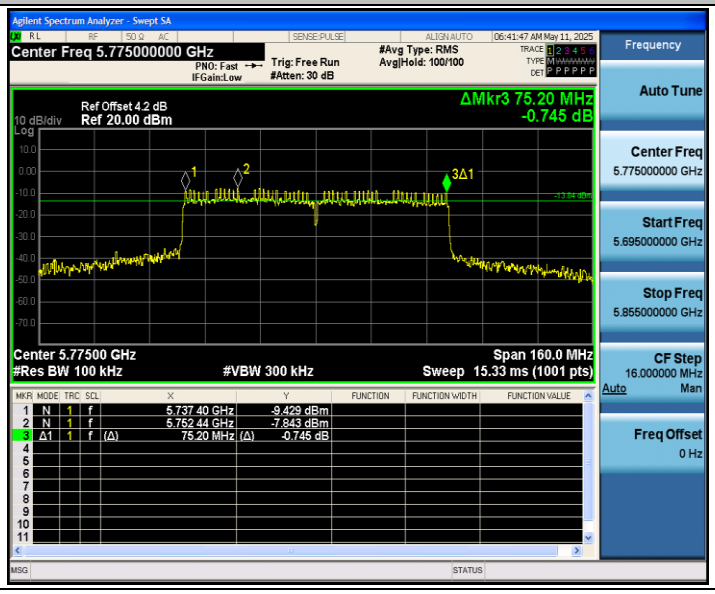

# Appendix B: Duty Cycle

## Test Result

| TestMode | Antenna | Freq(MHz) | Transmission Duration [ms] | Transmission Period [ms] | Duty Cycle [%] | Duty factor(dB) | Limit | Verdict |
|---|---|---|---|---|---|---|---|---|
| 11A | Ant1 | 5180 | 0.11 | 0.32 | 34.38 | 4.64 | --- | --- |
| | | 5220 | 0.11 | 0.34 | 32.35 | 4.90 | --- | --- |
| | | 5240 | 0.11 | 0.28 | 39.29 | 4.06 | --- | --- |
| | | 5745 | 0.11 | 0.31 | 35.48 | 4.50 | --- | --- |
| | | 5785 | 0.11 | 0.30 | 36.67 | 4.36 | --- | --- |
| | | 5825 | 0.11 | 0.30 | 36.67 | 4.36 | --- | --- |
| 11N20SISO | Ant1 | 5180 | 0.11 | 0.32 | 34.38 | 4.64 | --- | --- |
| | | 5220 | 0.11 | 0.29 | 37.93 | 4.21 | --- | --- |
| | | 5240 | 0.11 | 0.29 | 37.93 | 4.21 | --- | --- |
| | | 5745 | 0.11 | 0.29 | 37.93 | 4.21 | --- | --- |
| | | 5785 | 0.11 | 0.33 | 33.33 | 4.77 | --- | --- |
| | | 5825 | 0.11 | 0.28 | 39.29 | 4.06 | --- | --- |
| 11N40SISO | Ant1 | 5190 | 0.07 | 0.27 | 25.93 | 5.86 | --- | --- |
| | | 5230 | 0.07 | 0.23 | 30.43 | 5.17 | --- | --- |
| | | 5755 | 0.07 | 0.26 | 26.92 | 5.70 | --- | --- |
| | | 5795 | 0.07 | 0.31 | 22.58 | 6.46 | --- | --- |
| 11AC20SISO | Ant1 | 5180 | 0.12 | 0.30 | 40.00 | 3.98 | --- | --- |
| | | 5220 | 0.12 | 0.30 | 40.00 | 3.98 | --- | --- |
| | | 5240 | 0.12 | 0.30 | 40.00 | 3.98 | --- | --- |
| | | 5745 | 0.11 | 0.29 | 37.93 | 4.21 | --- | --- |
| | | 5785 | 0.12 | 0.33 | 36.36 | 4.39 | --- | --- |
| | | 5825 | 0.12 | 0.29 | 41.38 | 3.83 | --- | --- |
| 11AC40SISO | Ant1 | 5190 | 0.08 | 0.31 | 25.81 | 5.88 | --- | --- |
| | | 5230 | 0.08 | 0.27 | 29.63 | 5.28 | --- | --- |
| | | 5755 | 0.08 | 0.27 | 29.63 | 5.28 | --- | --- |
| | | 5795 | 0.08 | 0.29 | 27.59 | 5.59 | --- | --- |
| 11AC80SISO | Ant1 | 5210 | 0.05 | 0.27 | 18.52 | 7.32 | --- | --- |
| | | 5775 | 0.05 | 0.25 | 20.00 | 6.99 | --- | --- |

## Test Graphs

11A_Ant1_5180

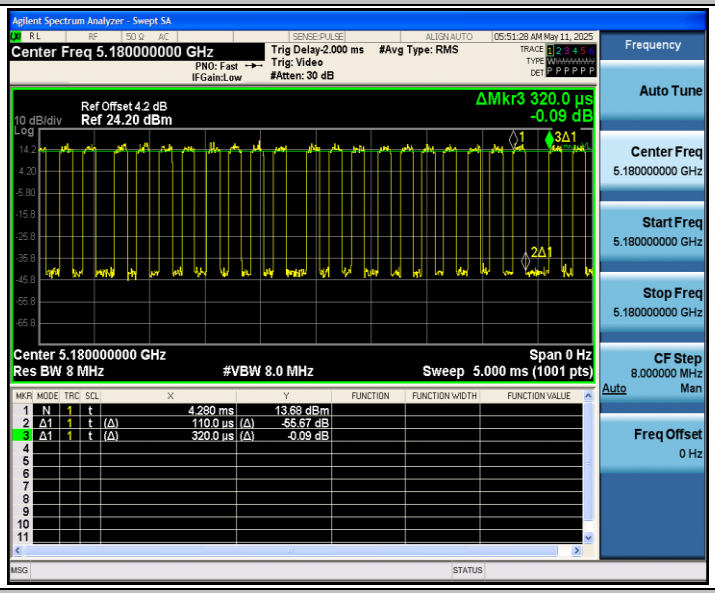


11A_Ant1_5220

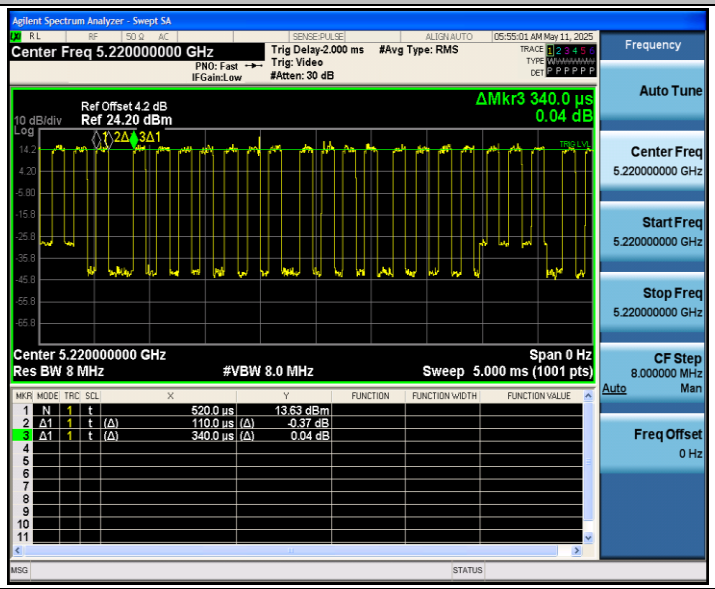


11A_Ant1_5240

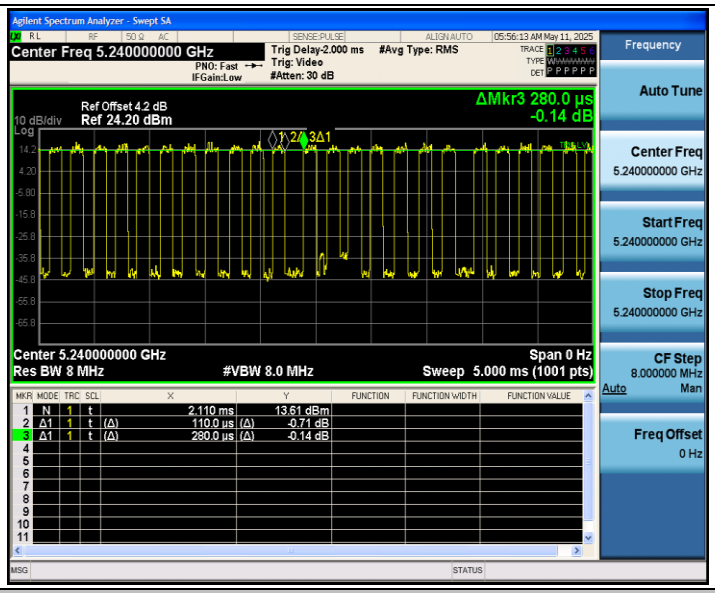


11A_Ant1_5745

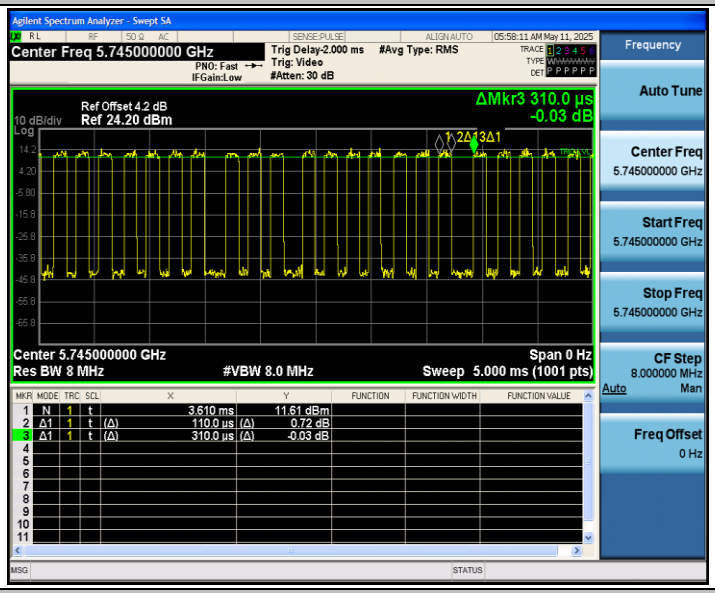


11A_Ant1_5785

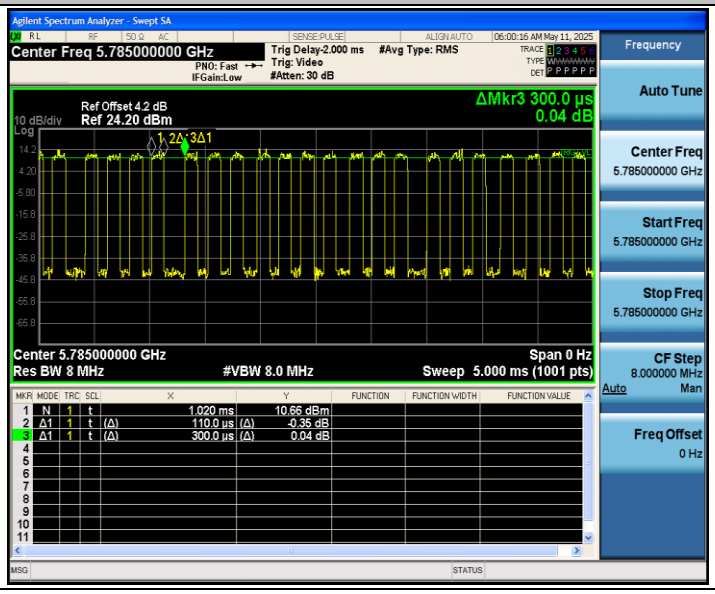

11A_Ant1_5825

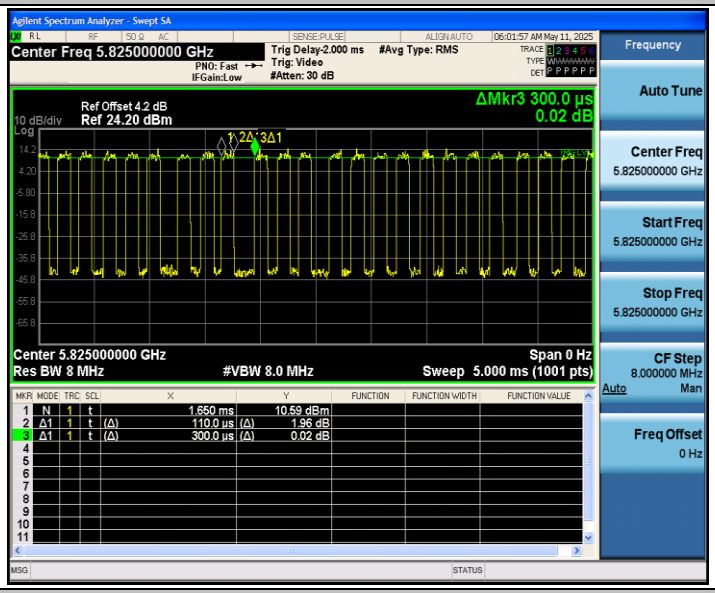


11N20SISO_Ant1_5180

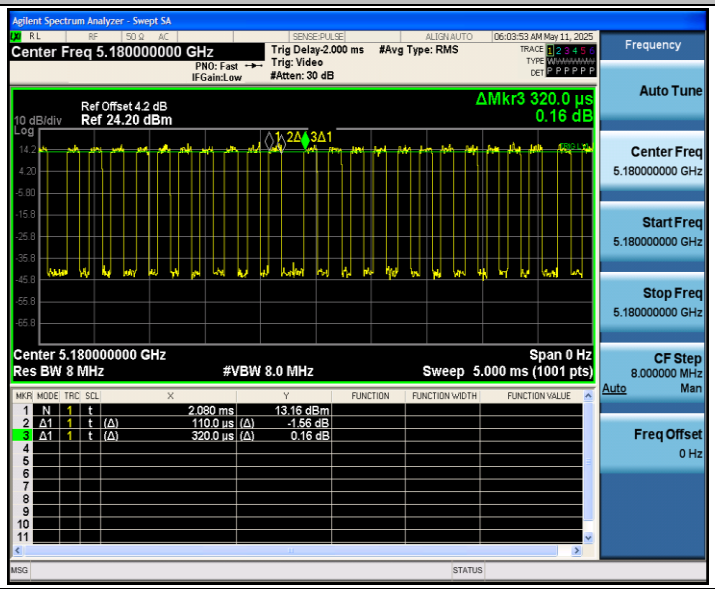


11N20SISO_Ant1_5220

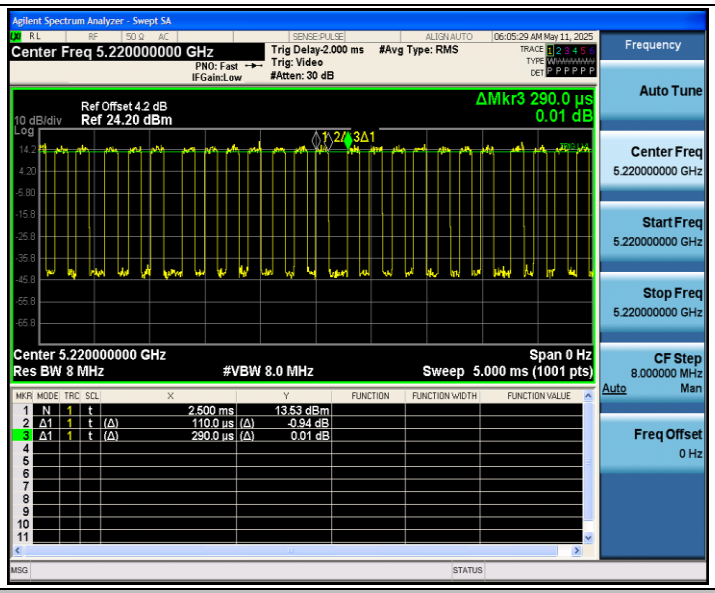


11N20SISO_Ant1_5240

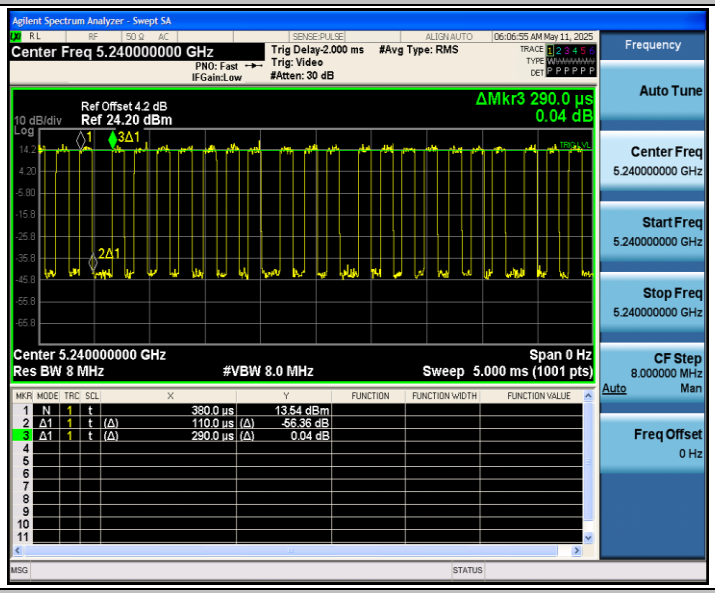


11N20SISO_Ant1_5745

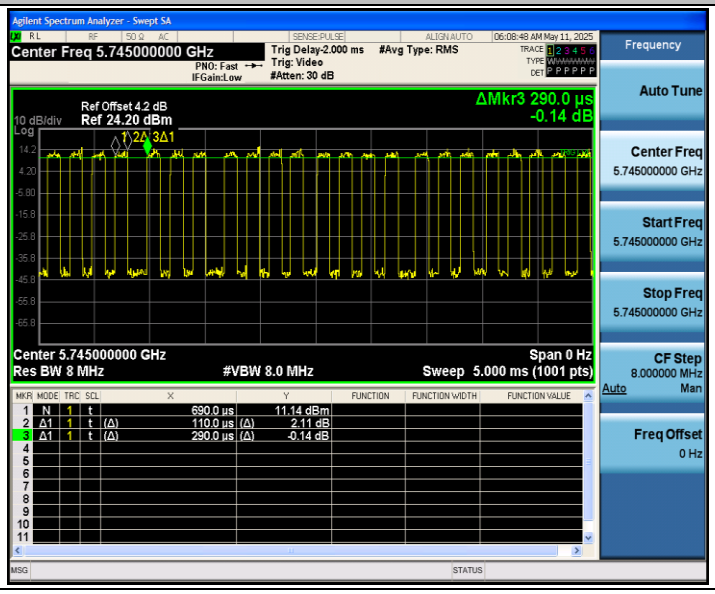

11N20SISO_Ant1_5785

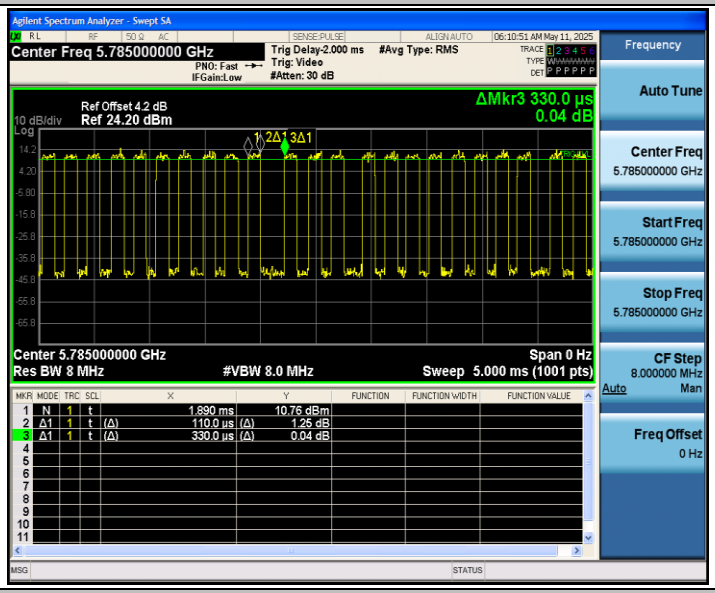


11N20SISO_Ant1_5825

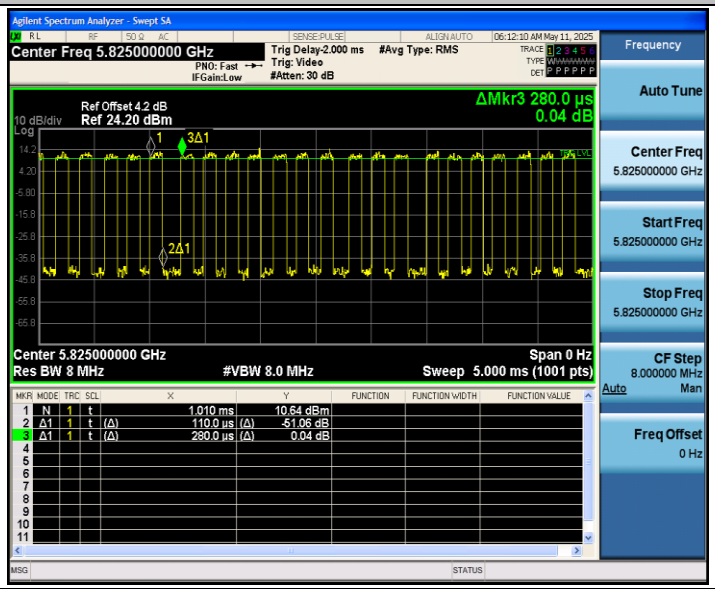


11N40SISO_Ant1_5190

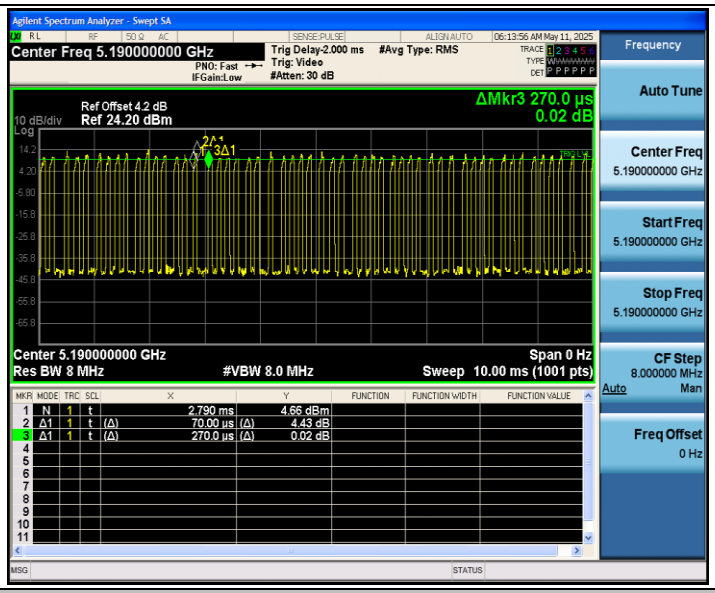


11N40SISO_Ant1_5230

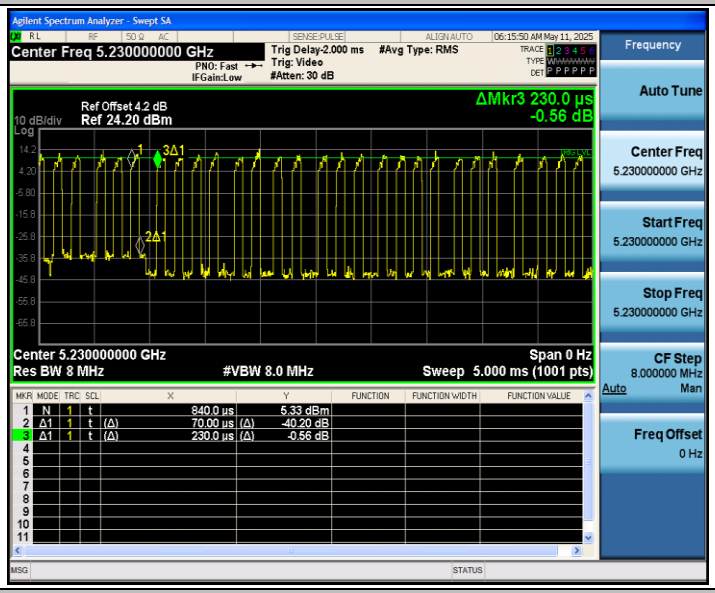


11N40SISO_Ant1_5755

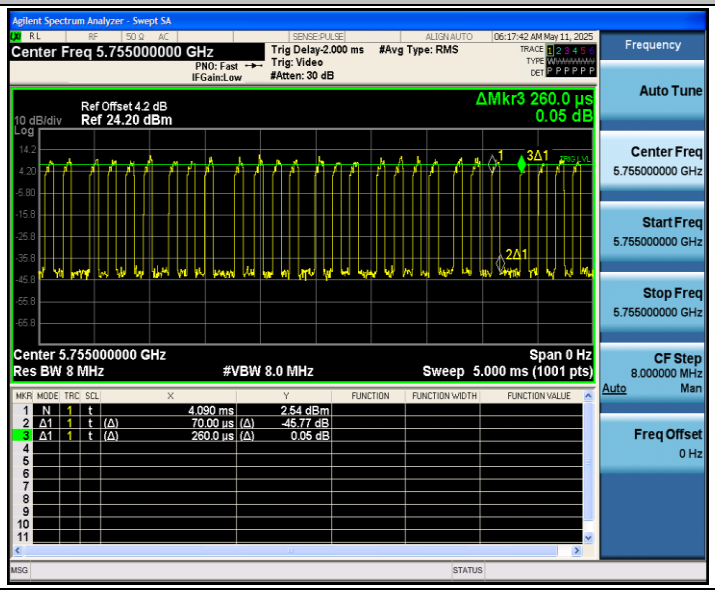

11N40SISO_Ant1_5795

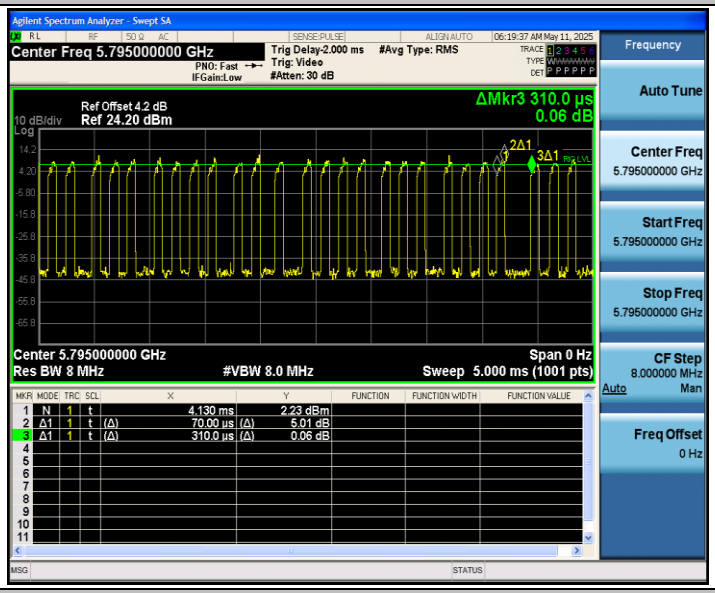


11AC20SISO_Ant1_5180

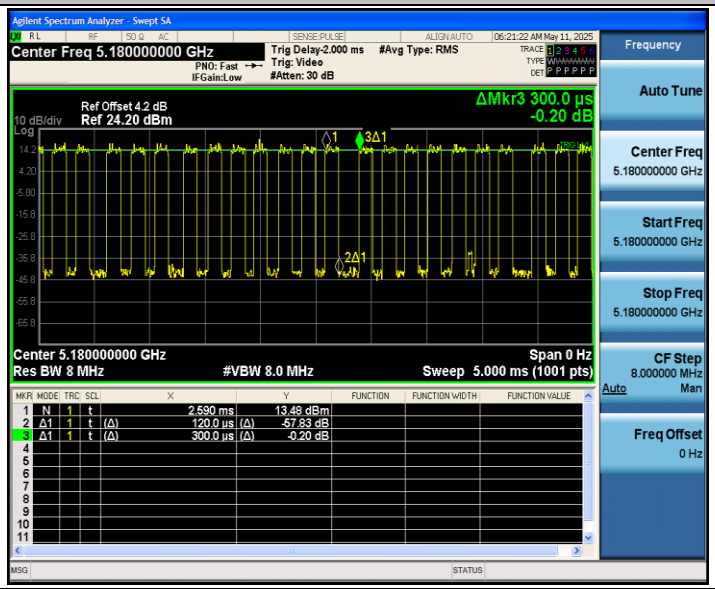


11AC20SISO_Ant1_5220

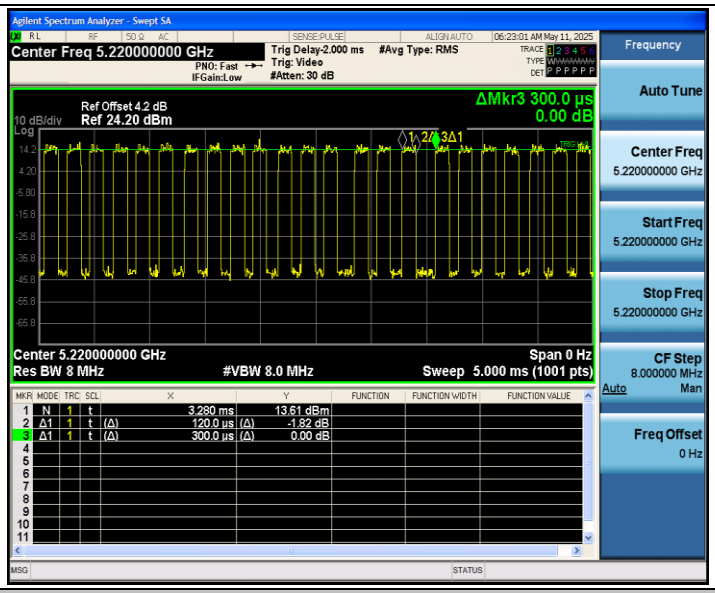


11AC20SISO_Ant1_5240

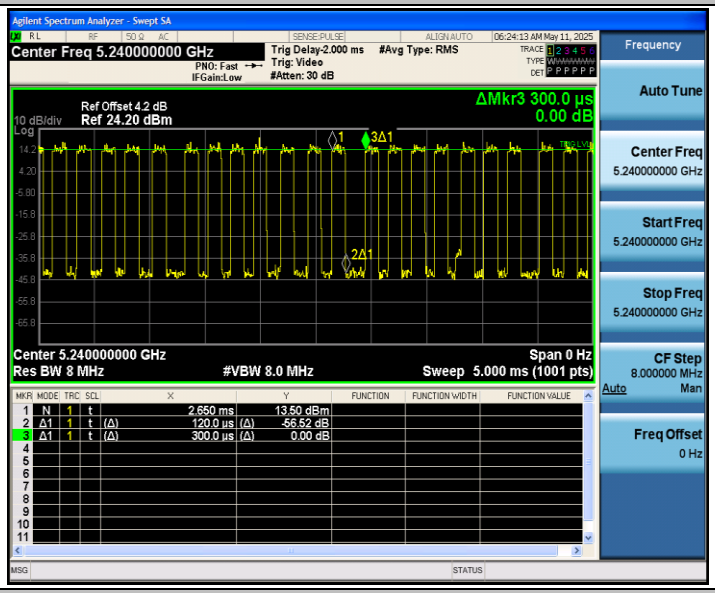


11AC20SISO_Ant1_5745

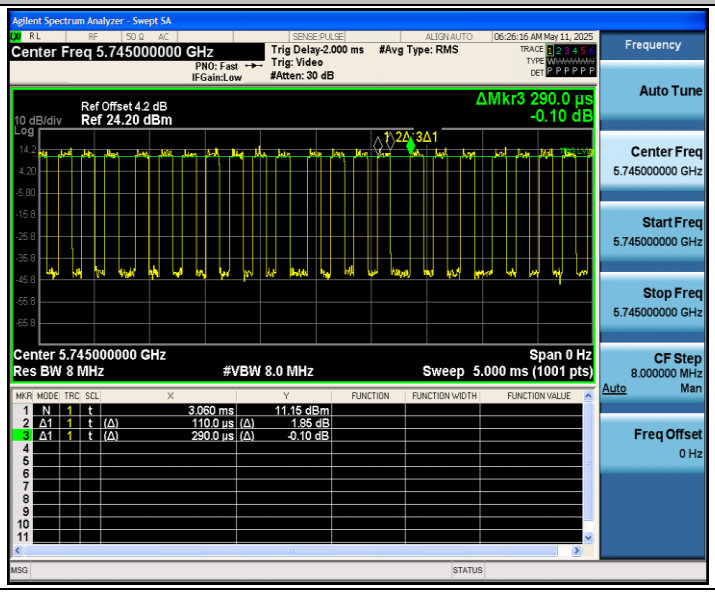

11AC20SISO_Ant1_5785

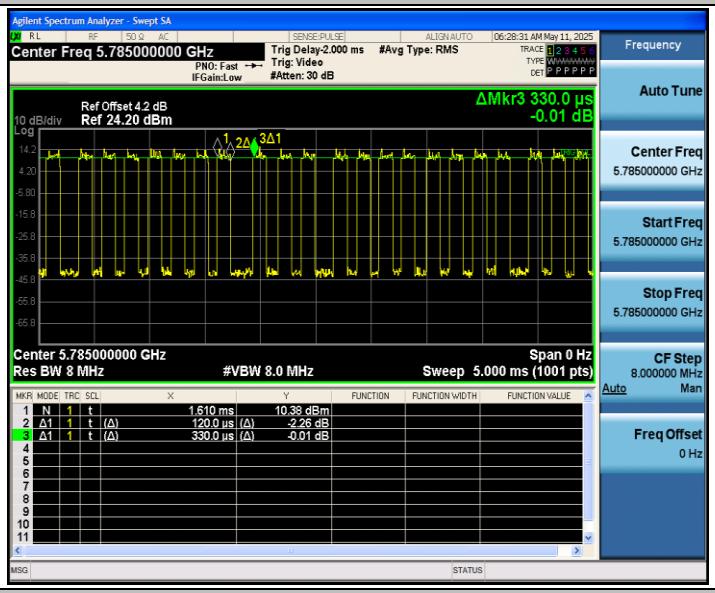


11AC20SISO_Ant1_5825

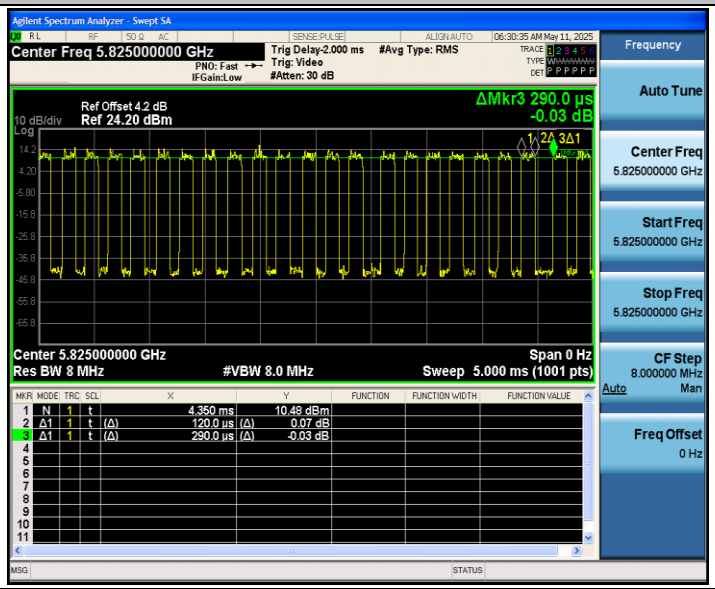


11AC40SISO_Ant1_5190

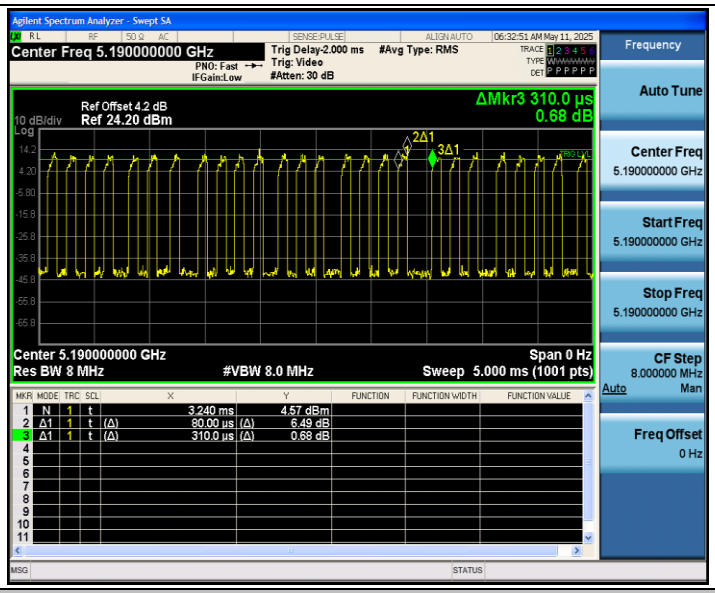


11AC40SISO_Ant1_5230

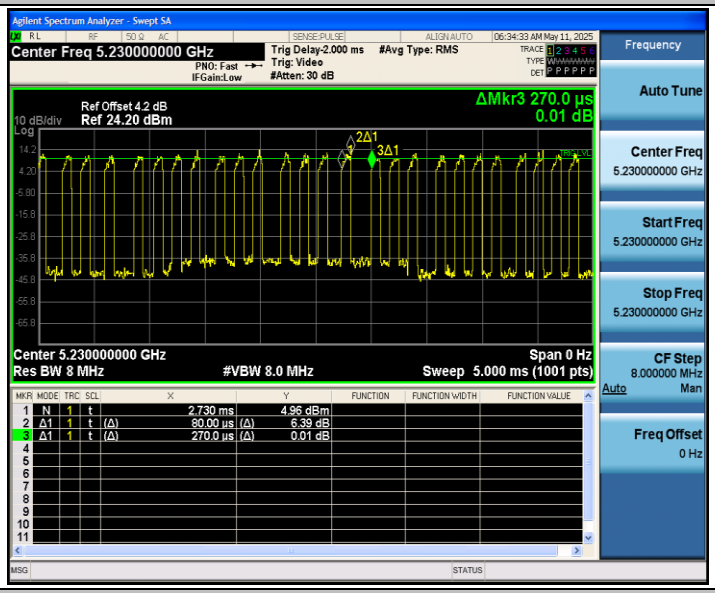


11AC40SISO_Ant1_5755

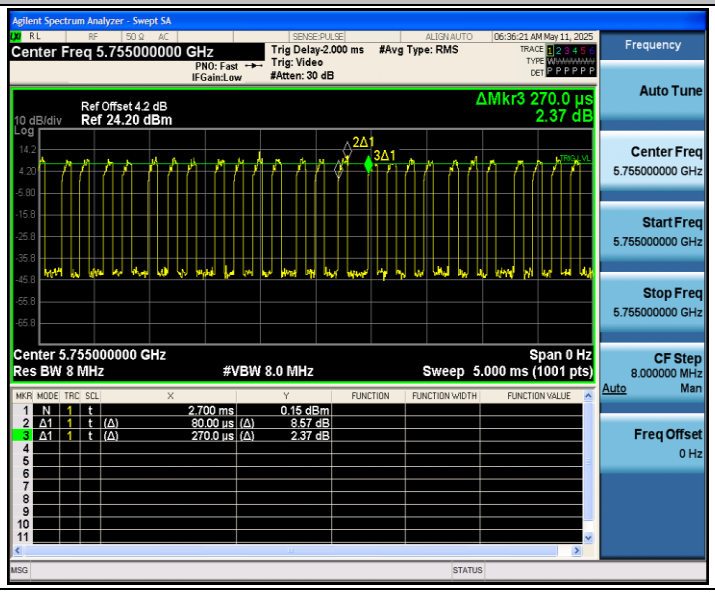

11AC40SISO_Ant1_5795

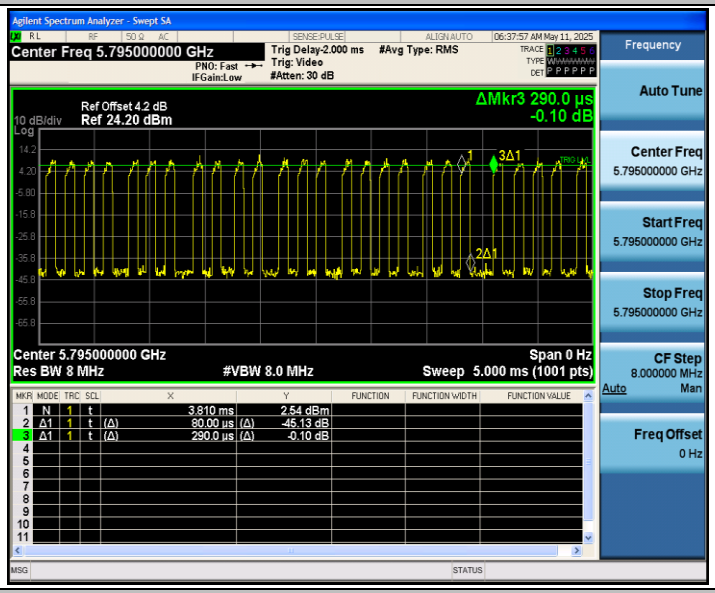


11AC80SISO_Ant1_5210

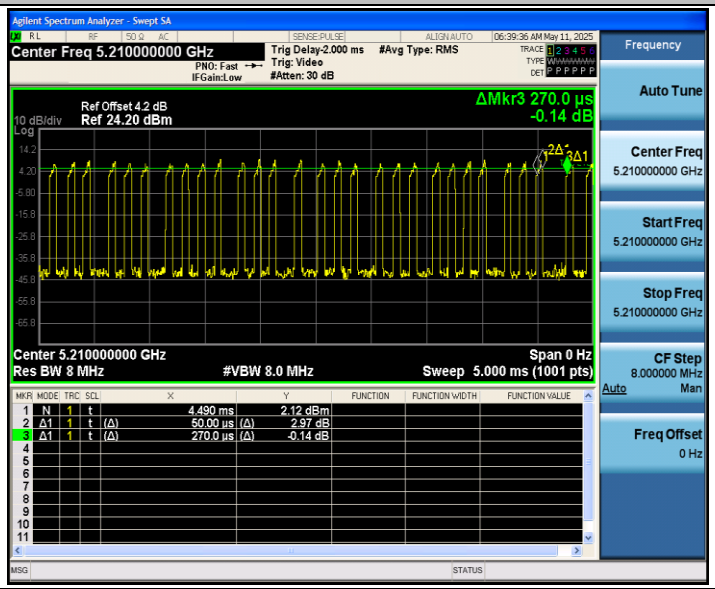


11AC80SISO_Ant1_5775

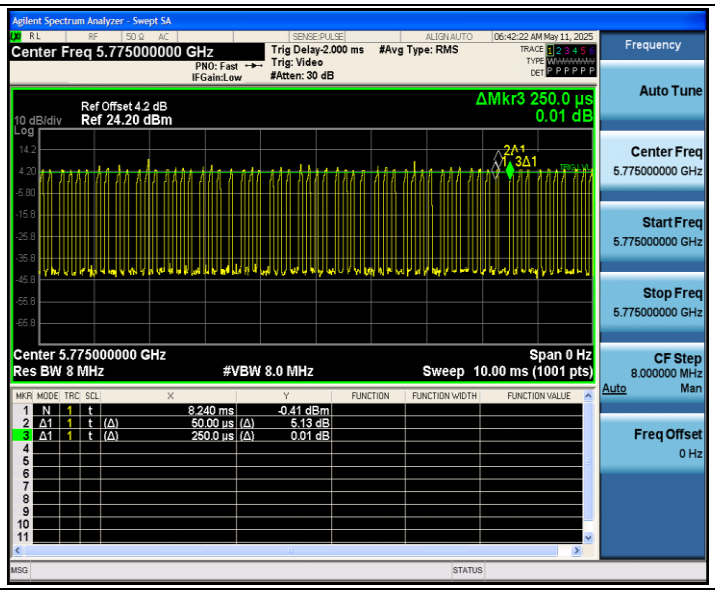
Agilent Spectrum Analyzer - Swept SA
Center Freq 5.775000000 GHz
Trig Delay-2.000 ms
#Avg Type: RMS
Trig: Video
#Atten: 30 dB
PNO: Fast
IFGain:Low
06:42:22 AM May 11, 2025
Ref Offset 4.2 dB
10 dB/div
Ref 24.20 dBm
ΔMkr3 250.0 µs
0.01 dB
Center 5.775000000 GHz
Span 0 Hz
Res BW 8 MHz
#VBW 8.0 MHz
Sweep 10.00 ms (1001 pts)
1 N 1 t 8.240 ms -0.41 dBm
2 Δ1 1 t (Δ) 50.00 µs (Δ) 5.13 dB
3 Δ1 1 t (Δ) 250.0 µs (Δ) 0.01 dB
Frequency
Auto Tune
Center Freq
5.775000000 GHz
Start Freq
5.775000000 GHz
Stop Freq
5.775000000 GHz
CF Step
8.000000 MHz
Auto
Man
Freq Offset
0 Hz

# Appendix C: Maximum conducted output power

| Test Mode | Antenna | Freq(MHz) | Channel Power [dBm] | Duty Cycle [%] | DC Factor [dBm] | Result [dBm] | Limit [dBm] | Verdict |
|---|---|---|---|---|---|---|---|---|
| 11A | Ant1 | 5180 | 8.95 | 34.38 | 4.64 | 13.59 | ≤23.98 | PASS |
| | | 5220 | 8.97 | 32.35 | 4.90 | 13.87 | ≤23.98 | PASS |
| | | 5240 | 8.97 | 39.29 | 4.06 | 13.03 | ≤23.98 | PASS |
| | | 5745 | 6.71 | 35.48 | 4.50 | 11.21 | ≤30.00 | PASS |
| | | 5785 | 5.89 | 36.67 | 4.36 | 10.25 | ≤30.00 | PASS |
| | | 5825 | 5.81 | 36.67 | 4.36 | 10.17 | ≤30.00 | PASS |
| 11N20SISO | Ant1 | 5180 | 8.85 | 34.38 | 4.64 | 13.49 | ≤23.98 | PASS |
| | | 5220 | 8.85 | 37.93 | 4.21 | 13.06 | ≤23.98 | PASS |
| | | 5240 | 8.96 | 37.93 | 4.21 | 13.17 | ≤23.98 | PASS |
| | | 5745 | 6.64 | 37.93 | 4.21 | 10.85 | ≤30.00 | PASS |
| | | 5785 | 5.83 | 33.33 | 4.77 | 10.60 | ≤30.00 | PASS |
| | | 5825 | 5.72 | 39.29 | 4.06 | 9.78 | ≤30.00 | PASS |
| 11N40SISO | Ant1 | 5190 | 7.11 | 25.93 | 5.86 | 12.97 | ≤23.98 | PASS |
| | | 5230 | 7.40 | 30.43 | 5.17 | 12.57 | ≤23.98 | PASS |
| | | 5755 | 4.83 | 26.92 | 5.70 | 10.53 | ≤30.00 | PASS |
| | | 5795 | 4.26 | 22.58 | 6.46 | 10.72 | ≤30.00 | PASS |
| 11AC20SISO | Ant1 | 5180 | 8.98 | 40.00 | 3.98 | 12.96 | ≤23.98 | PASS |
| | | 5220 | 9.05 | 40.00 | 3.98 | 13.03 | ≤23.98 | PASS |
| | | 5240 | 9.11 | 40.00 | 3.98 | 13.09 | ≤23.98 | PASS |
| | | 5745 | 6.89 | 37.93 | 4.21 | 11.10 | ≤30.00 | PASS |
| | | 5785 | 6.08 | 36.36 | 4.39 | 10.47 | ≤30.00 | PASS |
| | | 5825 | 5.93 | 41.38 | 3.83 | 9.76 | ≤30.00 | PASS |
| 11AC40SISO | Ant1 | 5190 | 7.39 | 25.81 | 5.88 | 13.27 | ≤23.98 | PASS |
| | | 5230 | 7.49 | 29.63 | 5.28 | 12.77 | ≤23.98 | PASS |
| | | 5755 | 5.03 | 29.63 | 5.28 | 10.31 | ≤30.00 | PASS |
| | | 5795 | 4.51 | 27.59 | 5.59 | 10.10 | ≤30.00 | PASS |
| 11AC80SISO | Ant1 | 5210 | 6.37 | 18.52 | 7.32 | 13.69 | ≤23.98 | PASS |
| | | 5775 | 4.03 | 20.00 | 6.99 | 11.02 | ≤30.00 | PASS |

Note：The Duty Cycle Factor is compensated in the graph.

# Appendix D: Maximum power spectral density

## Test Result

| TestMode | Antenna | Freq(MHz) | Result [dBm/1MHz] For 5.2G<br>Result [dBm/300KHz] For 5.8G | RBW Factor (dB) | Duty factor (dB) | Result [dBm/MHz] For 5.2G<br>Result [dBm/500kHz] For 5.8G | Limit[dBm/MHz] For 5.2G<br>Limit[dBm/MHz] For 5.8G | Verdict |
|---|---|---|---|---|---|---|---|---|
| 11A | Ant1 | 5180 | -1.644 | / | 4.64 | 3.00 | ≤11.00 | PASS |
| | | 5220 | -1.918 | / | 4.90 | 2.98 | ≤11.00 | PASS |
| | | 5240 | -1.699 | / | 4.06 | 2.36 | ≤11.00 | PASS |
| | | 5745 | -7.718 | 2.22 | 4.50 | -1.00 | ≤30.00 | PASS |
| | | 5785 | -9.019 | 2.22 | 4.36 | -2.44 | ≤30.00 | PASS |
| | | 5825 | -9.509 | 2.22 | 4.36 | -2.93 | ≤30.00 | PASS |
| 11N20SISO | Ant1 | 5180 | -1.778 | / | 4.64 | 2.86 | ≤11.00 | PASS |
| | | 5220 | -1.855 | / | 4.21 | 2.35 | ≤11.00 | PASS |
| | | 5240 | -1.792 | / | 4.21 | 2.42 | ≤11.00 | PASS |
| | | 5745 | -8.391 | 2.22 | 4.21 | -1.96 | ≤30.00 | PASS |
| | | 5785 | -9.118 | 2.22 | 4.77 | -2.13 | ≤30.00 | PASS |
| | | 5825 | -9.402 | 2.22 | 4.06 | -3.12 | ≤30.00 | PASS |
| 11N40SISO | Ant1 | 5190 | -5.910 | / | 5.86 | -0.05 | ≤11.00 | PASS |
| | | 5230 | -6.306 | / | 5.17 | -1.14 | ≤11.00 | PASS |
| | | 5755 | -12.068 | 2.22 | 5.70 | -4.15 | ≤30.00 | PASS |
| | | 5795 | -13.603 | 2.22 | 6.46 | -4.92 | ≤30.00 | PASS |
| 11AC20SISO | Ant1 | 5180 | -1.799 | / | 3.98 | 2.18 | ≤11.00 | PASS |

| | | | | | | | | |
|---|---|---|---|---|---|---|---|---|
| | | 5220 | -1.833 | / | 3.98 | 2.15 | ≤11.00 | PASS |
| | | 5240 | -1.687 | / | 3.98 | 2.29 | ≤11.00 | PASS |
| | | 5745 | -8.158 | 2.22 | 4.21 | -1.73 | ≤30.00 | PASS |
| | | 5785 | -9.305 | 2.22 | 4.39 | -2.70 | ≤30.00 | PASS |
| | | 5825 | -9.252 | 2.22 | 3.83 | -3.20 | ≤30.00 | PASS |
| 11AC40SISO | Ant1 | 5190 | -5.533 | / | 5.88 | 0.35 | ≤11.00 | PASS |
| | | 5230 | -5.429 | / | 5.28 | -0.15 | ≤11.00 | PASS |
| | | 5755 | -12.339 | 2.22 | 5.28 | -4.84 | ≤30.00 | PASS |
| | | 5795 | -12.734 | 2.22 | 5.59 | -4.92 | ≤30.00 | PASS |
| 11AC80SISO | Ant1 | 5210 | -9.921 | / | 7.32 | -2.60 | ≤11.00 | PASS |
| | | 5775 | -16.053 | 2.22 | 6.99 | -6.84 | ≤30.00 | PASS |

Note：1.The Result and Limit Unit is dBm/500 kHz in the band 5.725–5.85 GHz.

P.S.D(dBm/500KHz)= P.S.D(dBm/300KHz)+10 log (500 kHz/300KHz).

2. RBW factor= 10 log (500 KHz /300 KHz) = 2.22 dB

## Test Graphs

11A_Ant1_5180

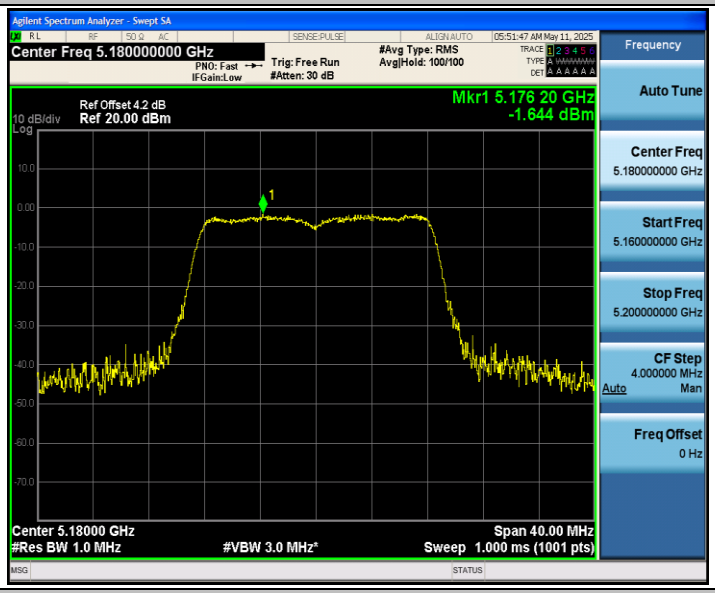


11A_Ant1_5220

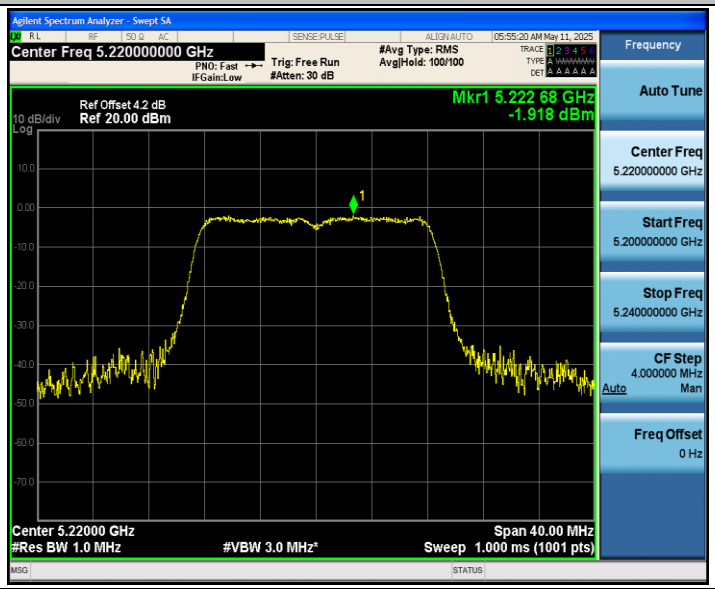


11A_Ant1_5240

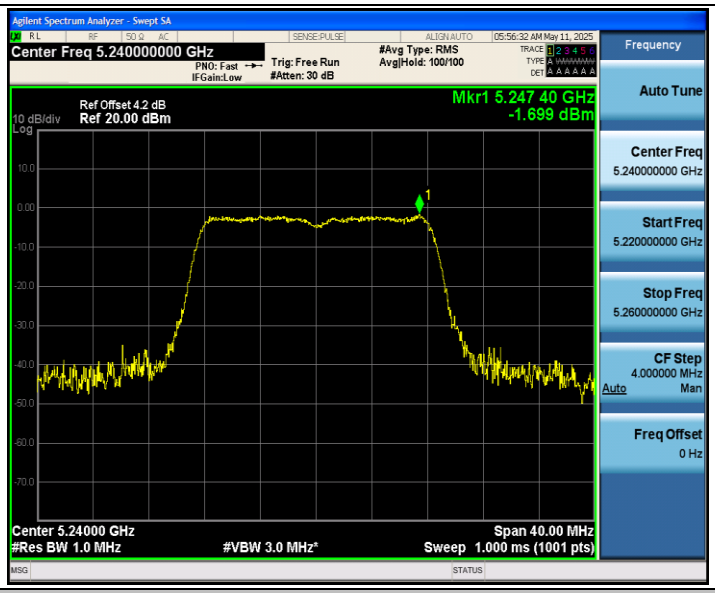


11A_Ant1_5745

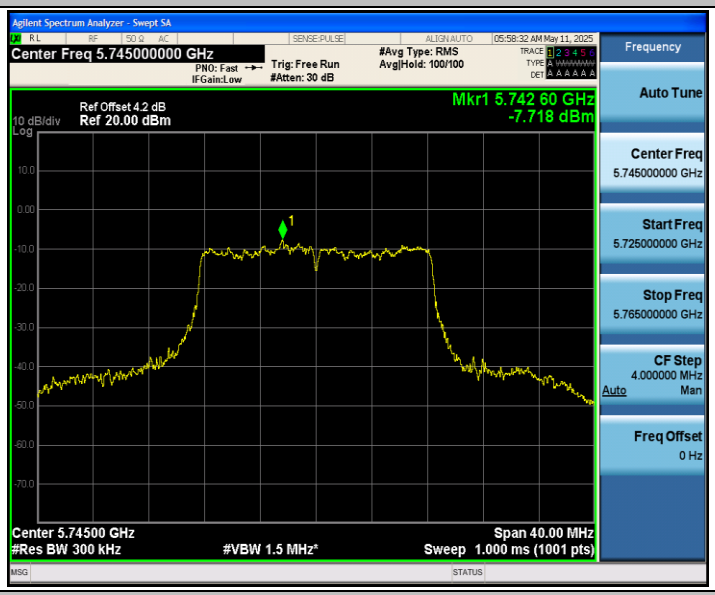


11A_Ant1_5785

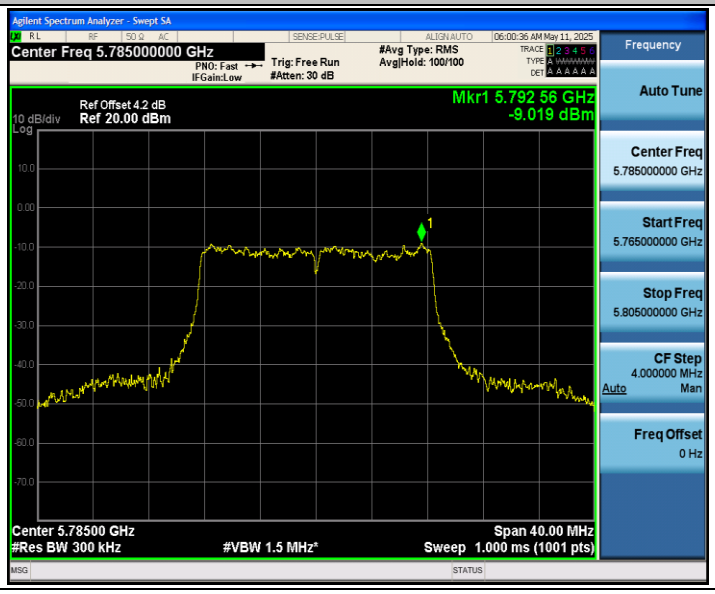

11A_Ant1_5825

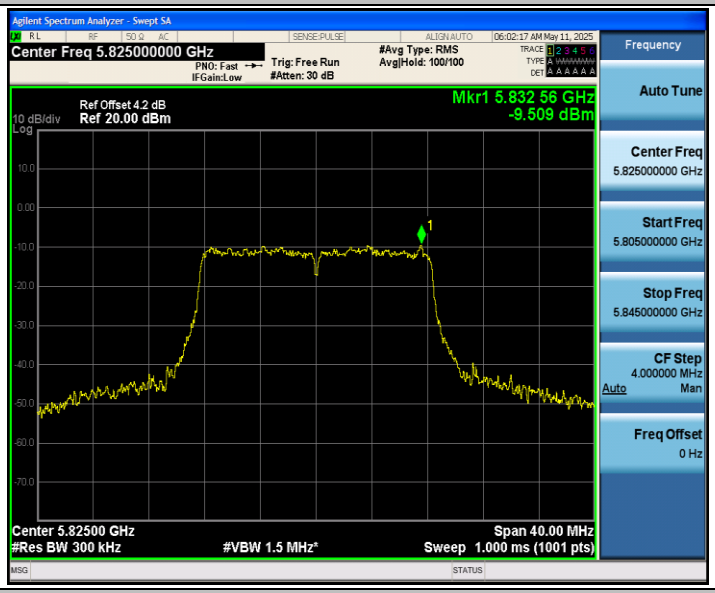


11N20SISO_Ant1_5180

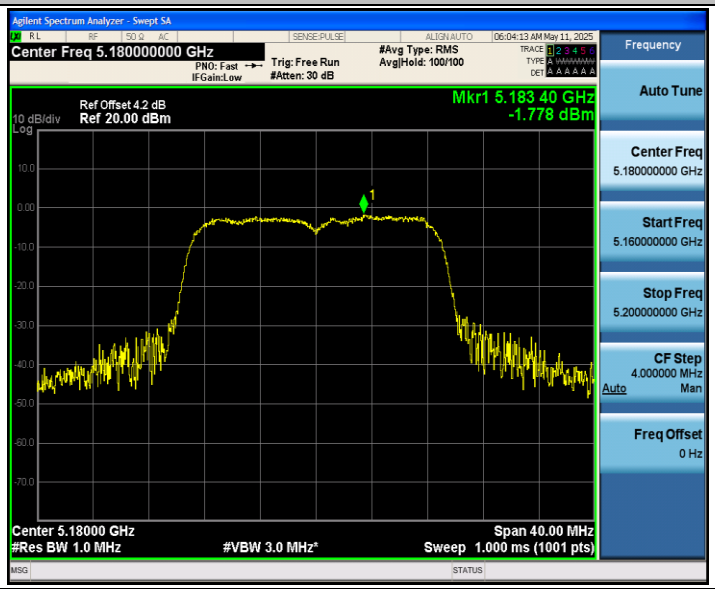


11N20SISO_Ant1_5220

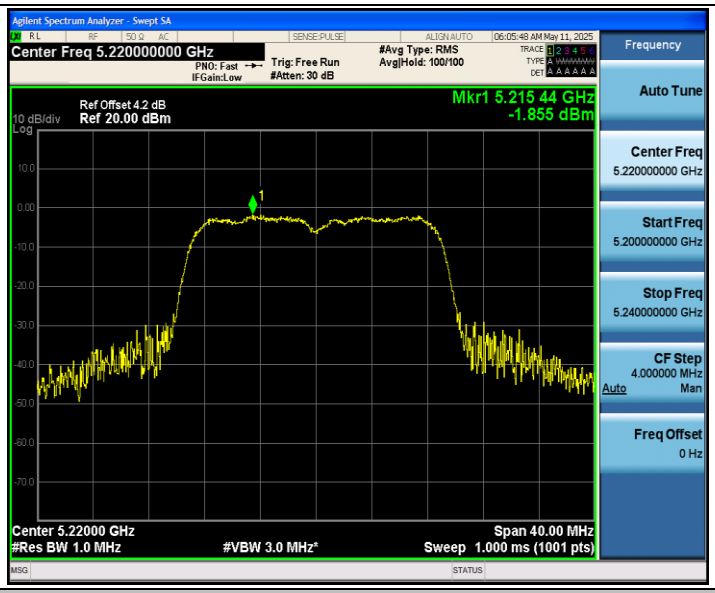


11N20SISO_Ant1_5240

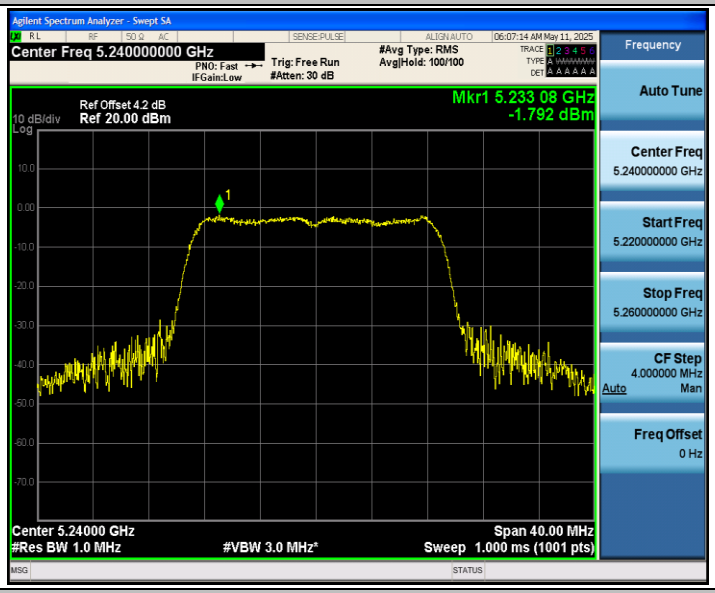


11N20SISO_Ant1_5745

11N20SISO_Ant1_5785

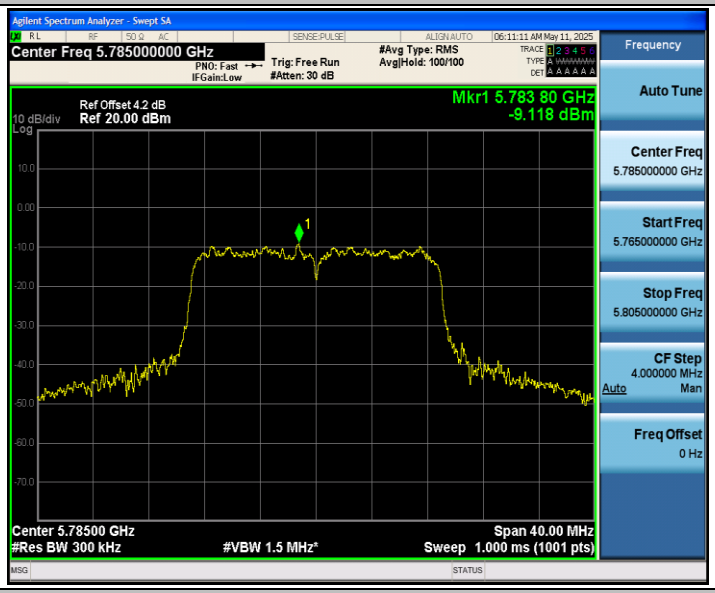


11N20SISO_Ant1_5825

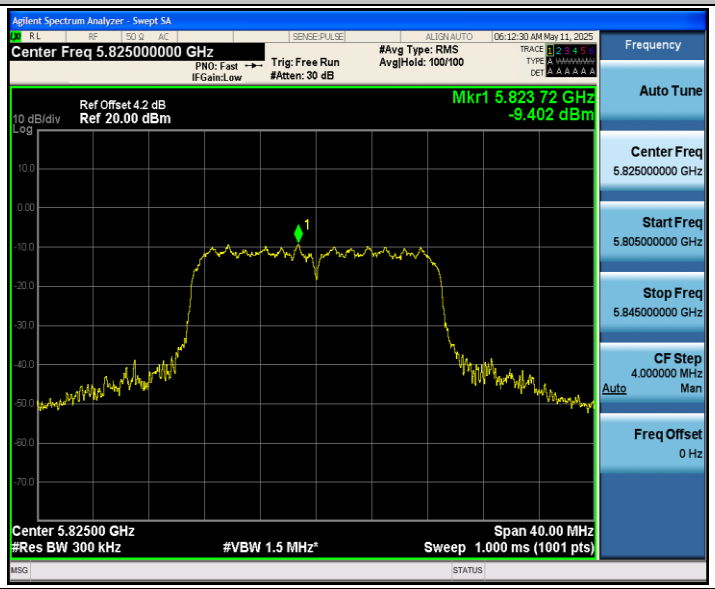


11N40SISO_Ant1_5190

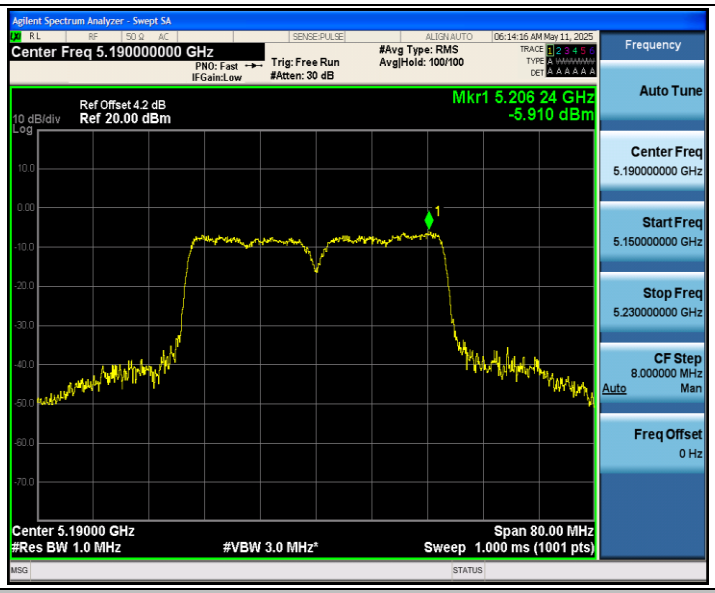


11N40SISO_Ant1_5230

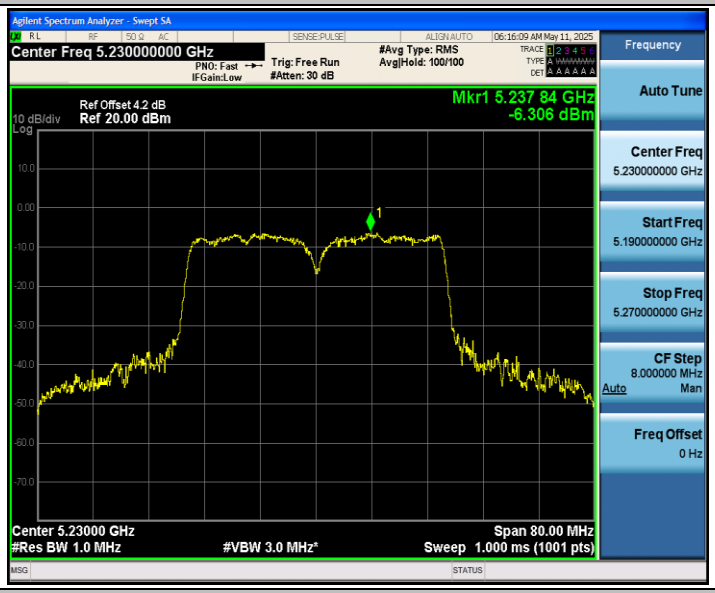


11N40SISO_Ant1_5755

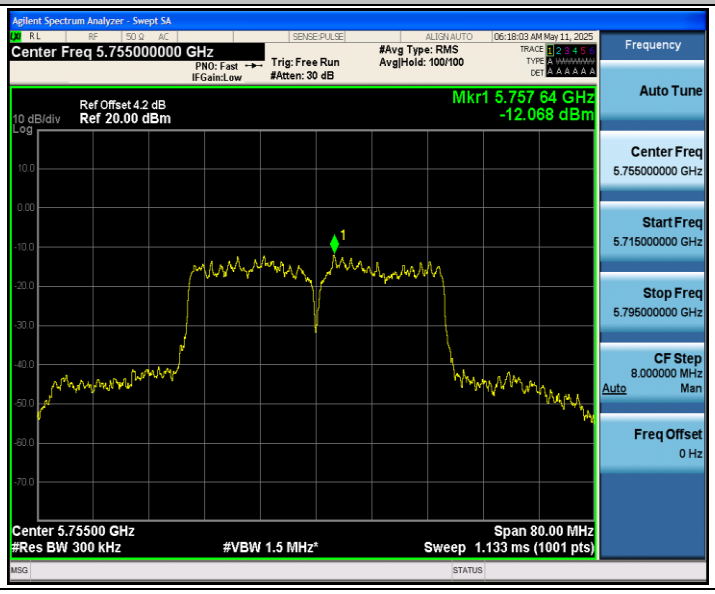

11N40SISO_Ant1_5795

11AC20SISO_Ant1_5180

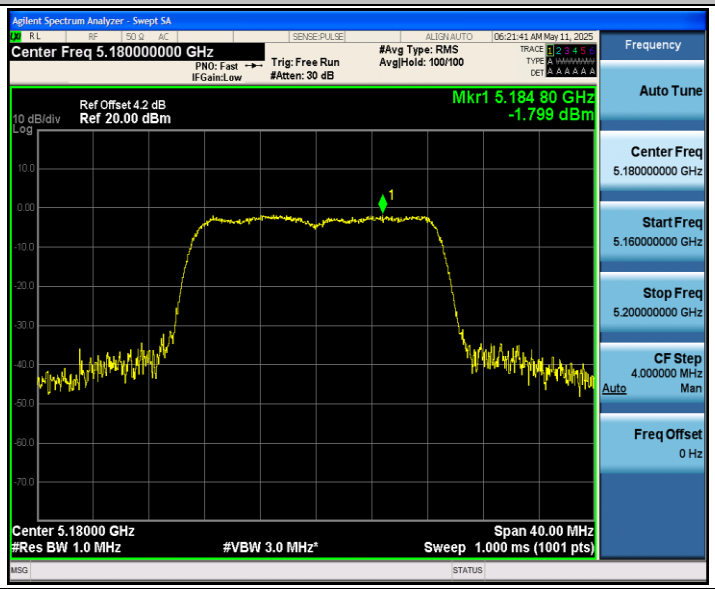


11AC20SISO_Ant1_5220

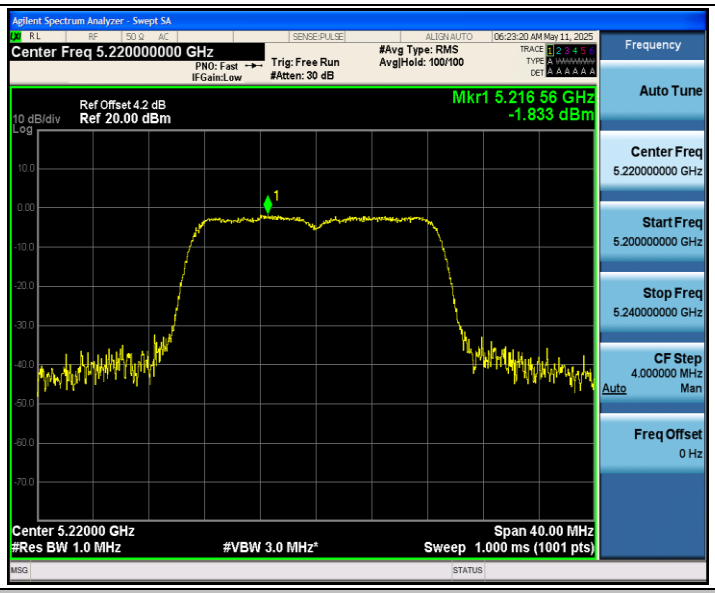


11AC20SISO_Ant1_5240

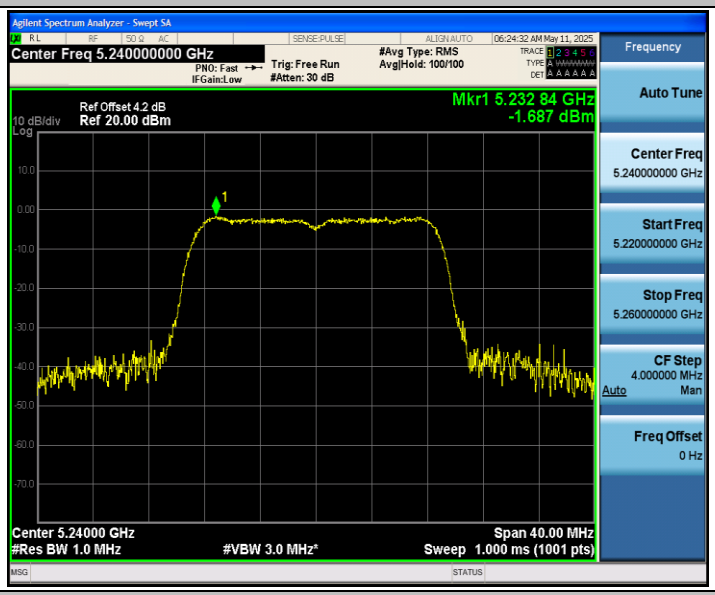


11AC20SISO_Ant1_5745

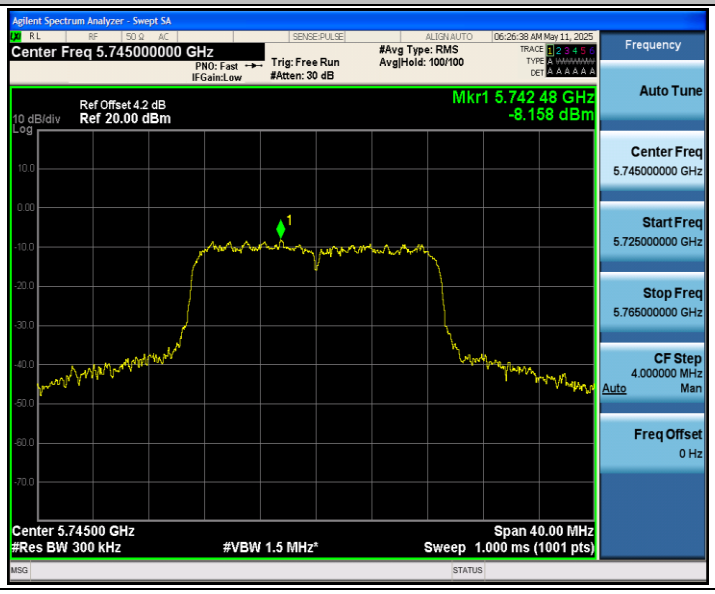

11AC20SISO_Ant1_5785

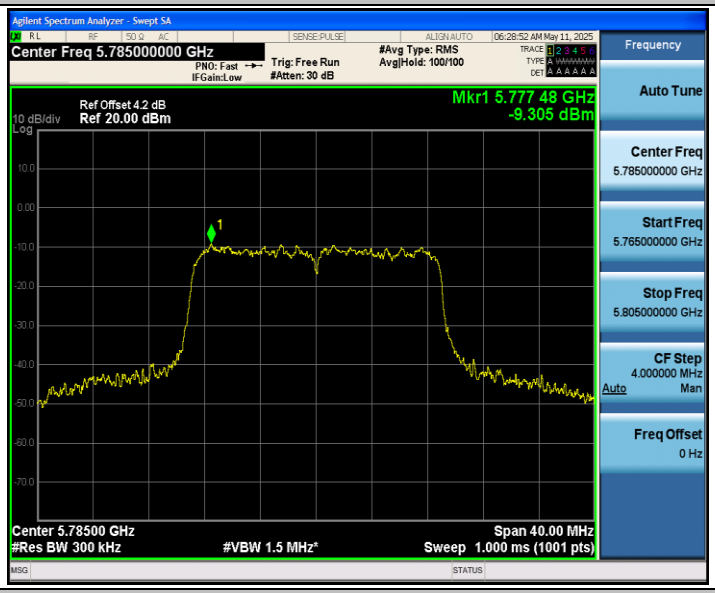


11AC20SISO_Ant1_5825

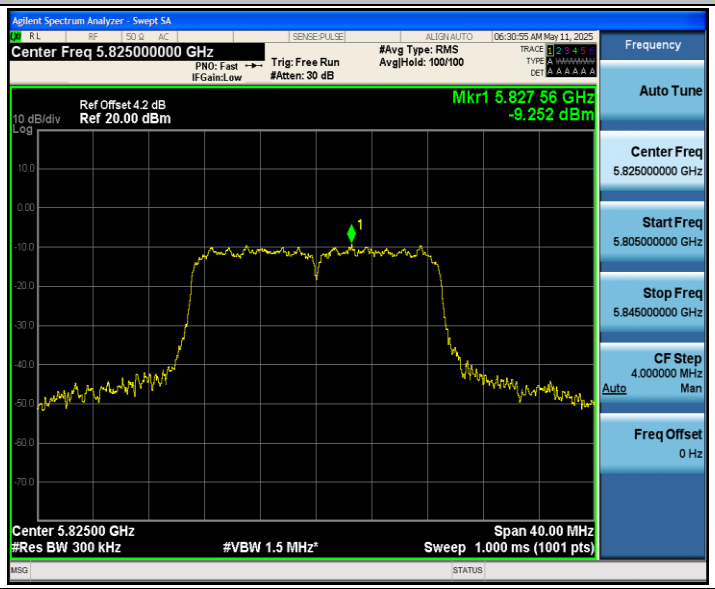


11AC40SISO_Ant1_5190

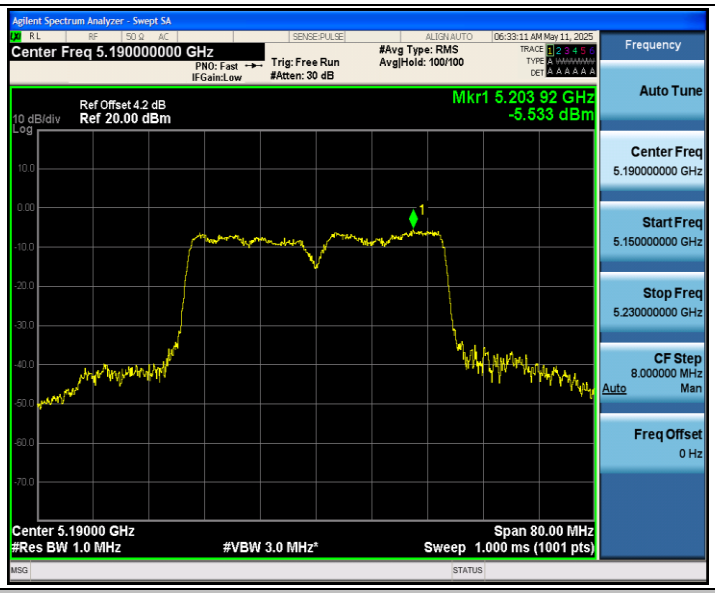


11AC40SISO_Ant1_5230

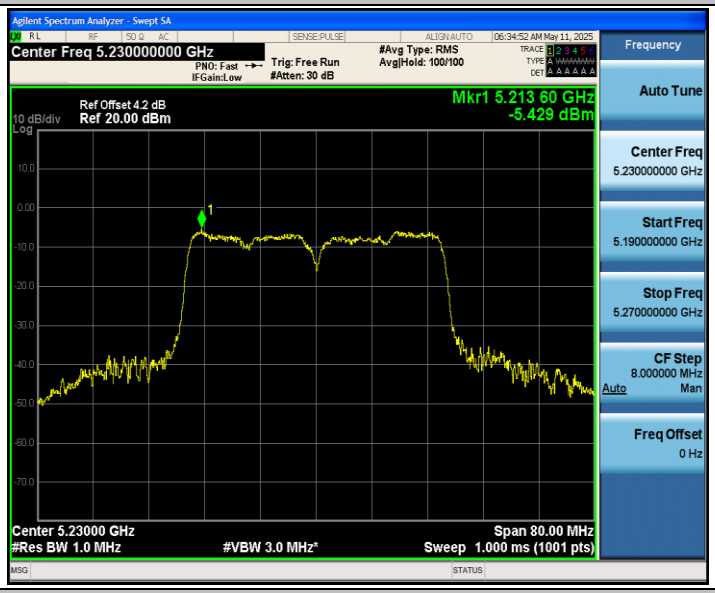


11AC40SISO_Ant1_5755

11AC40SISO_Ant1_5795

11AC80SISO_Ant1_5210

11AC80SISO_Ant1_5775

Agilent Spectrum Analyzer - Swept SA
Center Freq 5.775000000 GHz
PNO: Fast
IFGain:Low
Trig: Free Run
#Atten: 30 dB
#Avg Type: RMS
Avg|Hold: 100/100
06:42:42 AM May 11, 2025
Ref Offset 4.2 dB
10 dB/div
Ref 20.00 dBm
Log
Mkr1 5.772 60 GHz
-16.053 dBm
Center 5.77500 GHz
#Res BW 300 kHz
#VBW 1.5 MHz*
Span 160.0 MHz
Sweep 2.200 ms (1001 pts)
Frequency
Auto Tune
Center Freq
5.775000000 GHz
Start Freq
5.695000000 GHz
Stop Freq
5.855000000 GHz
CF Step
16.000000 MHz
Auto
Man
Freq Offset
0 Hz

# Appendix E: Band edge measurements

## Test Result B1

| TestMode | Antenna | ChName | Freq(MHz) | Result[dBm] | Limit[dBm] | Verdict |
|---|---|---|---|---|---|---|
| 11A | Ant1 | Low | 5180 | -38.61 | ≤-27 | PASS |
| | | High | 5240 | -46.15 | ≤-27 | PASS |
| 11N20SISO | Ant1 | Low | 5180 | -35.18 | ≤-27 | PASS |
| | | High | 5240 | -45.83 | ≤-27 | PASS |
| 11N40SISO | Ant1 | Low | 5190 | -34.43 | ≤-27 | PASS |
| | | High | 5230 | -46.3 | ≤-27 | PASS |
| 11AC20SISO | Ant1 | Low | 5180 | -36.54 | ≤-27 | PASS |
| | | High | 5240 | -45.4 | ≤-27 | PASS |
| 11AC40SISO | Ant1 | Low | 5190 | -35.62 | ≤-27 | PASS |
| | | High | 5230 | -46.05 | ≤-27 | PASS |
| 11AC80SISO | Ant1 | Low | 5210 | -32.34 | ≤-27 | PASS |
| | | High | 5210 | -45.02 | ≤-27 | PASS |

## Test Result B4

| TestMode | Antenna | ChName | Freq(MHz) | FreqRange [MHz] | Result [dBm] | Limit [dBm] | Verdict |
|---|---|---|---|---|---|---|---|
| 11A | Ant1 | Low | 5745 | 5650~5700 | -47.73 | ≤-26.10 | PASS |
| | | | | 5700~5720 | -36.59 | ≤15.21 | PASS |
| | | | | 5720~5725 | -23.32 | ≤24.73 | PASS |
| | | | | 5760~5650 | -46.96 | ≤-27 | PASS |
| | | High | 5825 | 5850~5855 | -39.69 | ≤16.65 | PASS |
| | | | | 5855~5875 | -39.88 | ≤14.78 | PASS |
| | | | | 5875~5925 | -46.58 | ≤-26.51 | PASS |
| | | | | 5925~5935 | -45.72 | ≤-27 | PASS |
| 11N20SISO | Ant1 | Low | 5745 | 5650~5700 | -47.83 | ≤-26.96 | PASS |
| | | | | 5700~5720 | -35.64 | ≤15.59 | PASS |
| | | | | 5720~5725 | -29.41 | ≤17.91 | PASS |
| | | | | 5760~5650 | -46.83 | ≤-27 | PASS |
| | | High | 5825 | 5850~5855 | -38.35 | ≤16.03 | PASS |
| | | | | 5855~5875 | -40.2 | ≤14.25 | PASS |
| | | | | 5875~5925 | -43.88 | ≤-26.81 | PASS |
| | | | | 5925~5935 | -45.88 | ≤-27 | PASS |
| 11N40SISO | Ant1 | Low | 5755 | 5650~5700 | -48.19 | ≤-26.90 | PASS |
| | | | | 5700~5720 | -24.95 | ≤15.01 | PASS |
| | | | | 5720~5725 | -24.65 | ≤15.74 | PASS |
| | | | | 5780~5650 | -47.22 | ≤-27 | PASS |
| | | High | 5795 | 5850~5855 | -45.26 | ≤15.66 | PASS |

| | | | | | | | |
|---|---|---|---|---|---|---|---|
| | | | | 5855~5875 | -46.27 | ≤10.06 | PASS |
| | | | | 5875~5925 | -46.87 | ≤-26.83 | PASS |
| | | | | 5925~5935 | -46.11 | ≤-27 | PASS |
| 11AC20S ISO | Ant1 | Low | 5745 | 5650~5700 | -48.09 | ≤-26.79 | PASS |
| | | | | 5700~5720 | -36.54 | ≤15.24 | PASS |
| | | | | 5720~5725 | -25.59 | ≤21.06 | PASS |
| | | | | 5760~5650 | -47.4 | ≤-27 | PASS |
| | | High | 5825 | 5850~5855 | -39.94 | ≤16.03 | PASS |
| | | | | 5855~5875 | -37.76 | ≤15.28 | PASS |
| | | | | 5875~5925 | -47.72 | ≤-26.51 | PASS |
| | | | | 5925~5935 | -45.94 | ≤-27 | PASS |
| 11AC40S ISO | Ant1 | Low | 5755 | 5650~5700 | -48.61 | ≤-26.90 | PASS |
| | | | | 5700~5720 | -26.08 | ≤15.58 | PASS |
| | | | | 5720~5725 | -24.63 | ≤18.81 | PASS |
| | | | | 5780~5650 | -46.9 | ≤-27 | PASS |
| | | High | 5795 | 5850~5855 | -45.57 | ≤15.66 | PASS |
| | | | | 5855~5875 | -46.17 | ≤10.06 | PASS |
| | | | | 5875~5925 | -45.95 | ≤-25.85 | PASS |
| | | | | 5925~5935 | -44.73 | ≤-27 | PASS |
| 11AC80S ISO | Ant1 | Low | 5775 | 5650~5700 | -44.91 | ≤-25.88 | PASS |
| | | | | 5700~5720 | -27.43 | ≤13.22 | PASS |
| | | | | 5720~5725 | -28.18 | ≤16.35 | PASS |
| | | | | 5800~5650 | -46.02 | ≤-27 | PASS |
| | | High | 5775 | 5850~5855 | -37.39 | ≤15.84 | PASS |
| | | | | 5855~5875 | -37.2 | ≤10.60 | PASS |
| | | | | 5875~5925 | -46.11 | ≤-26.73 | PASS |
| | | | | 5925~5935 | -46.48 | ≤-27 | PASS |

## Test Graphs B1

11A_Ant1_Low_5180

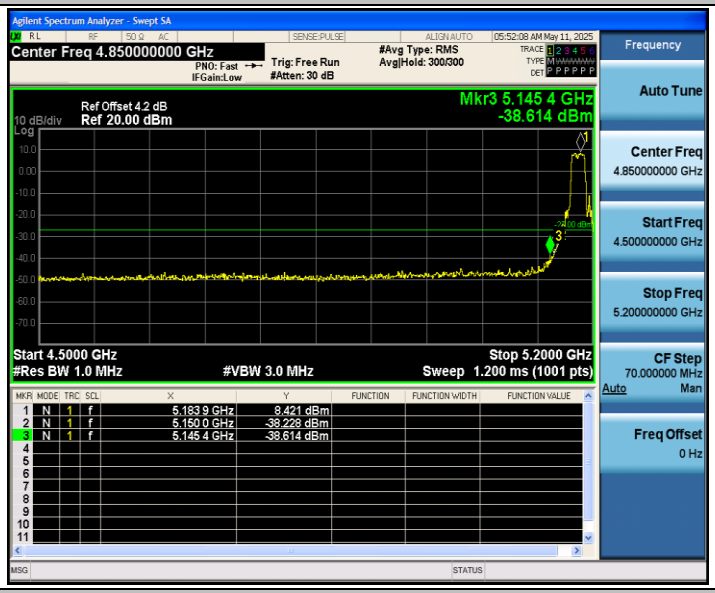


11A_Ant1_High_5240

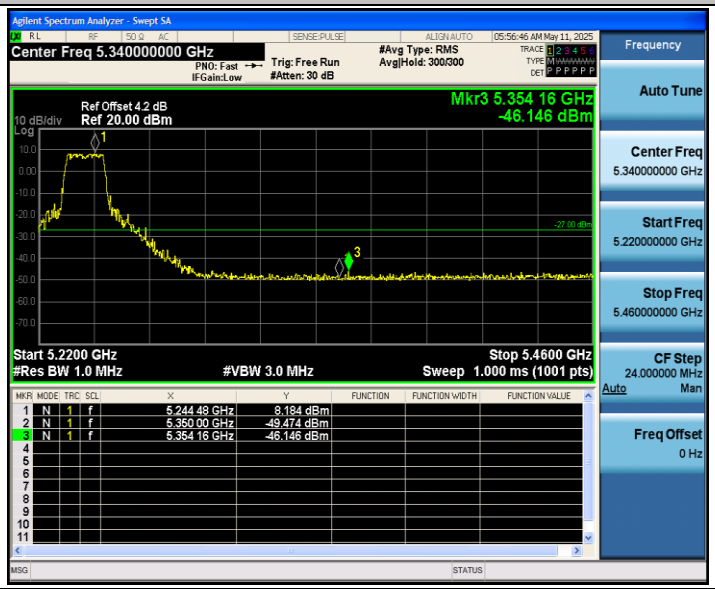


11N20SISO_Ant1_Low_5180