Appendix Test Data

Report No.:	1812C50187412501	Test Sample No.:	1-2-2
Start Test Date:	2025.04.27	Finish Test Date:	2025.04.28
Test Engineer:	Alex Peng	Auditor:	Justin Feng
Temperature:	25℃	Relative Humidity:	45%
Pressure:	101kPa		

Appendix A: 20dB Bandwidth

Test Result

Test Mode	Antenna	Frequency [MHz]	20db EBW[MHz]	FL[MHz]	FH[MHz]	Limit[MHz]	Verdict
DH5	Ant1	2402	0.960	2401.481	2402.441	---	---
DH5	Ant1	2441	0.948	2440.499	2441.447	---	---
DH5	Ant1	2480	1.029	2479.430	2480.459	---	---
2DH5	Ant1	2402	1.320	2401.298	2402.618	---	---
2DH5	Ant1	2441	1.320	2440.292	2441.612	---	---
2DH5	Ant1	2480	1.320	2479.292	2480.612	---	---
3DH5	Ant1	2402	1.308	2401.298	2402.606	---	---
3DH5	Ant1	2441	1.314	2440.298	2441.612	---	---
3DH5	Ant1	2480	1.308	2479.304	2480.612	---	---

Test Graphs

DH5-Ant1-2402

DH5-Ant1-2441

DH5-Ant1-2480

2DH5-Ant1-2402

2DH5-Ant1-2441

2DH5-Ant1-2480

3DH5-Ant1-2402

3DH5-Ant1-2441

3DH5-Ant1-2480

Appendix B: 99% Occupied Bandwidth

Test Result

Test Mode	Antenna	Frequency [MHz]	OCB [MHz]	FL[MHz]	FH[MHz]	Limit[MHz]	Verdict
DH5	Ant1	2402	0.88568	2401.5072	2402.3929	---	---
DH5	Ant1	2441	0.89209	2440.5081	2441.4002	---	---
DH5	Ant1	2480	0.89239	2479.5074	2480.3998	---	---
2DH5	Ant1	2402	1.2546	2401.3331	2402.5877	---	---
2DH5	Ant1	2441	1.2661	2440.3276	2441.5937	---	---
2DH5	Ant1	2480	1.2397	2479.3391	2480.5788	---	---
3DH5	Ant1	2402	1.2328	2401.3316	2402.5644	---	---
3DH5	Ant1	2441	1.2287	2440.3335	2441.5622	---	---
3DH5	Ant1	2480	1.2276	2479.3409	2480.5685	---	---

Test Graphs

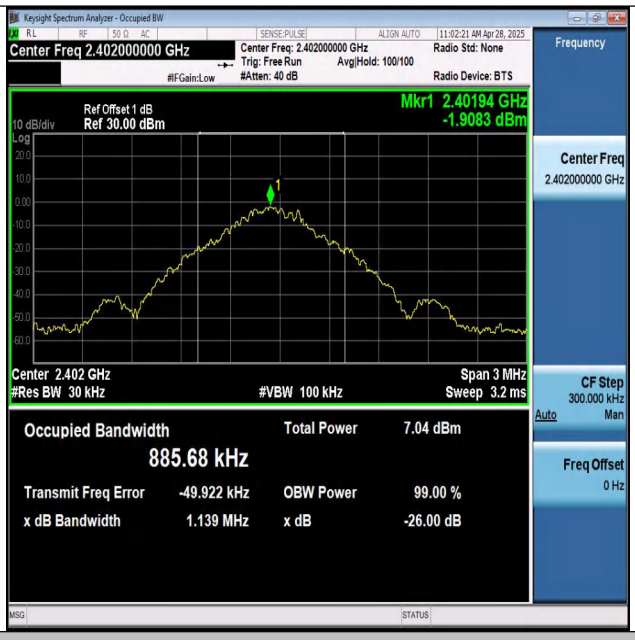

DH5-Ant1-2402

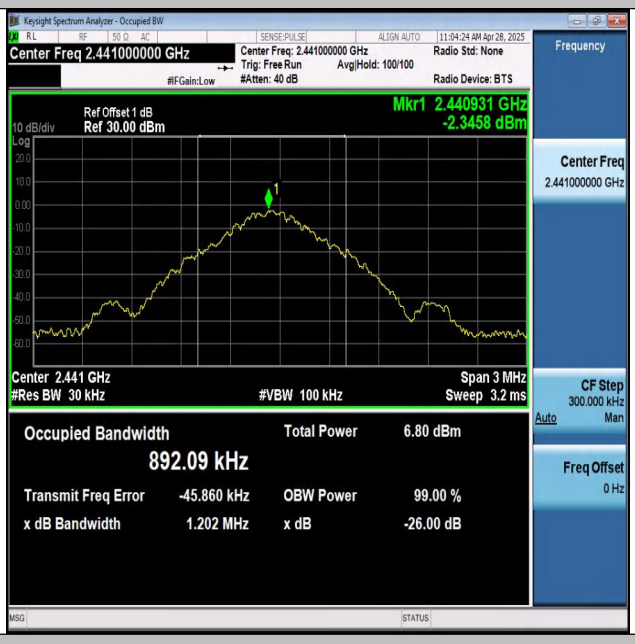

DH5-Ant1-2441

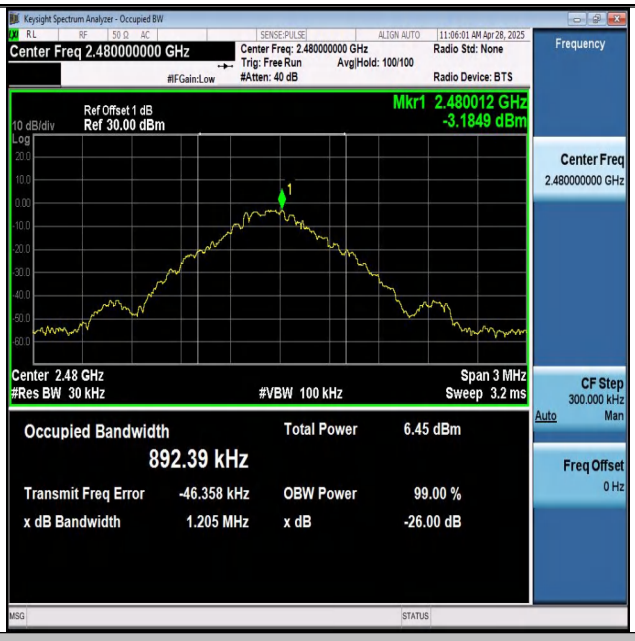

DH5-Ant1-2480

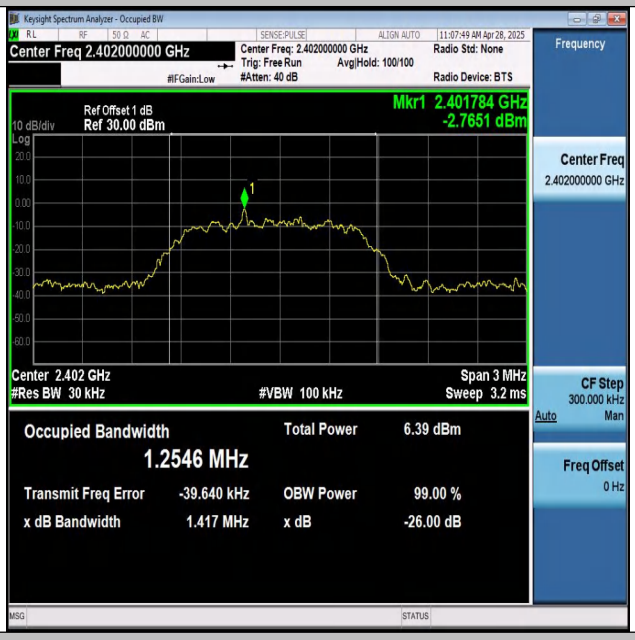

2DH5-Ant1-2402

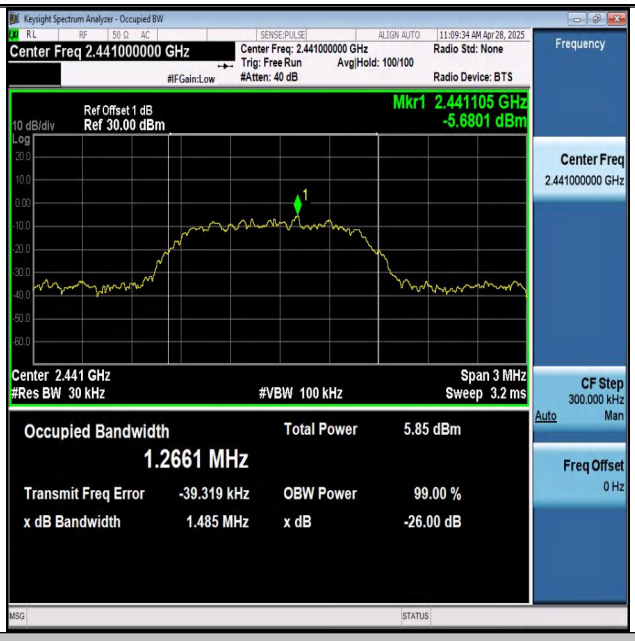

2DH5-Ant1-2441

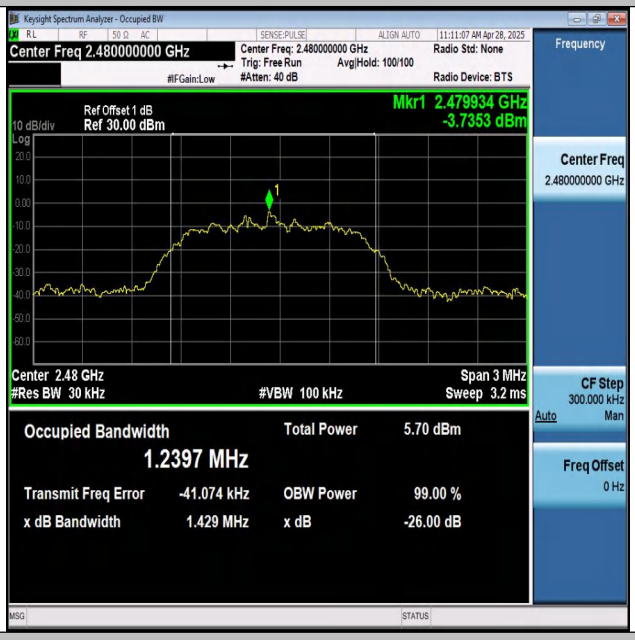

2DH5-Ant1-2480

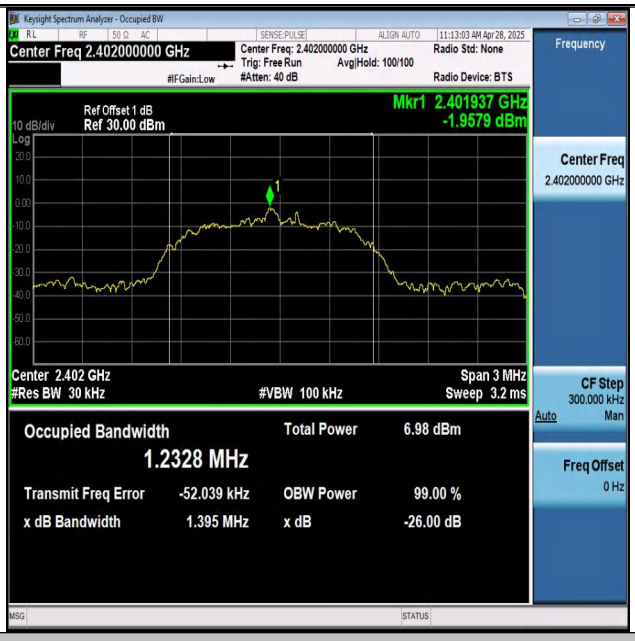

3DH5-Ant1-2402

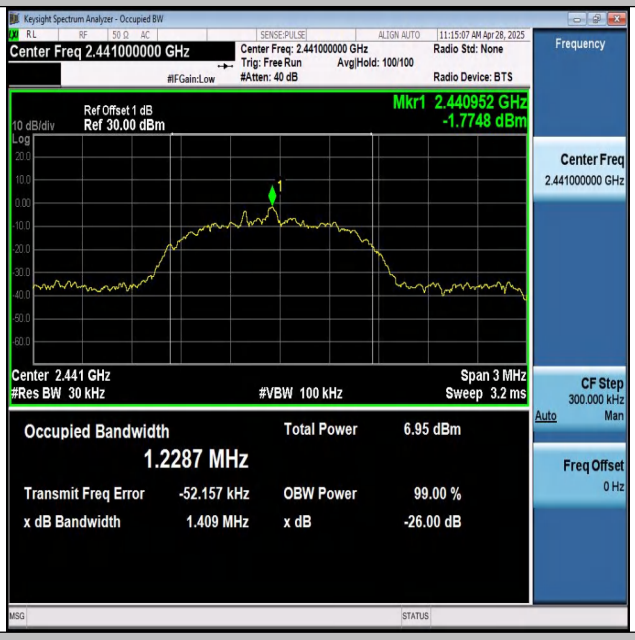

3DH5-Ant1-2441

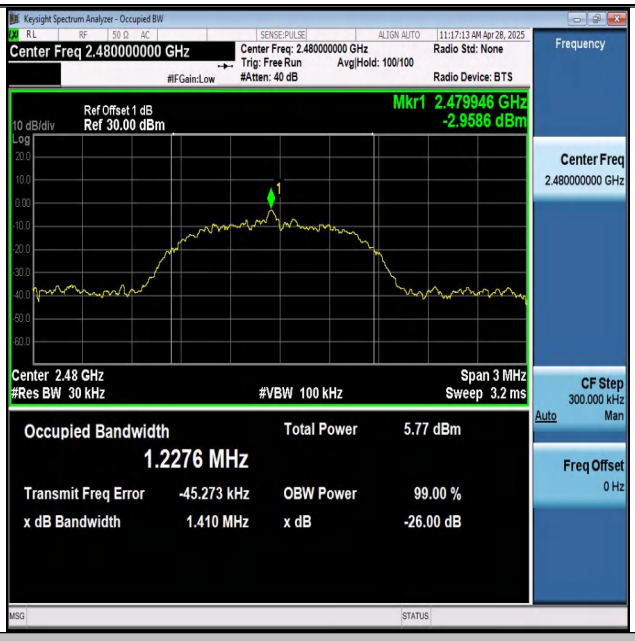

3DH5-Ant1-2480

Appendix C: Maximum Conducted Output Power

Test Result Peak

Test Mode	Antenna	Frequency[MHz]	Conducted Peak Power[dBm]	Conducted Limit[dBm]	Verdict
DH5	Ant1	2402	0.40	≤20.97	PASS
DH5	Ant1	2441	0.29	≤20.97	PASS
DH5	Ant1	2480	-0.32	≤20.97	PASS
2DH5	Ant1	2402	0.99	≤20.97	PASS
2DH5	Ant1	2441	0.73	≤20.97	PASS
2DH5	Ant1	2480	0.15	≤20.97	PASS
3DH5	Ant1	2402	**1.20**	≤20.97	PASS
3DH5	Ant1	2441	0.89	≤20.97	PASS
3DH5	Ant1	2480	0.35	≤20.97	PASS

Test Graphs

DH5-Ant1-2402-PASS

DH5-Ant1-2441-PASS

DH5-Ant1-2480-PASS

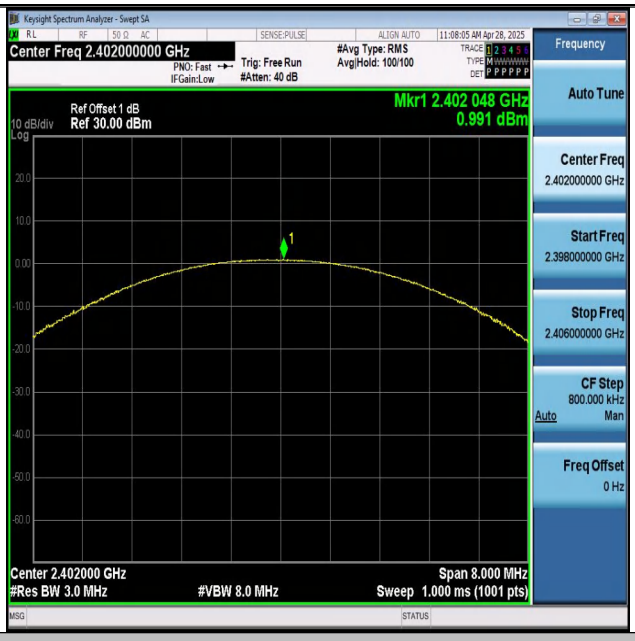

2DH5-Ant1-2402-PASS

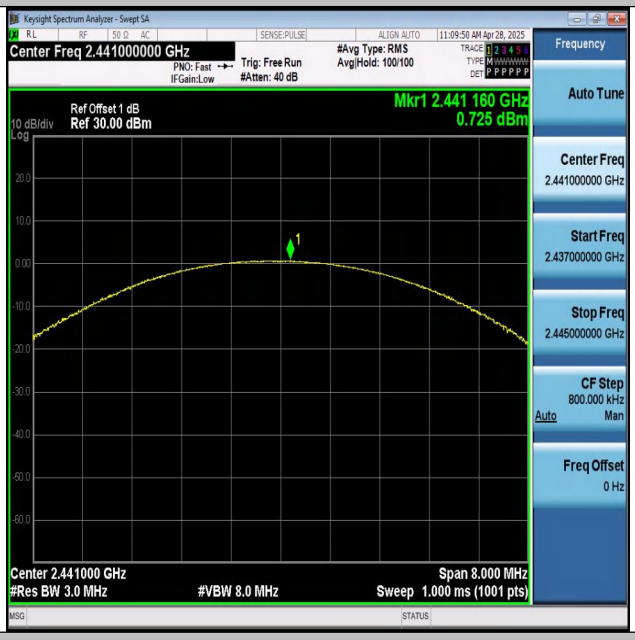

2DH5-Ant1-2441-PASS

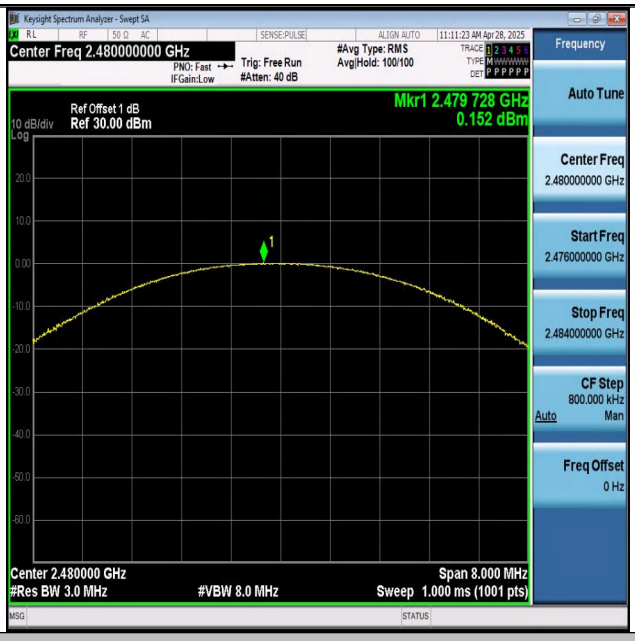

2DH5-Ant1-2480-PASS

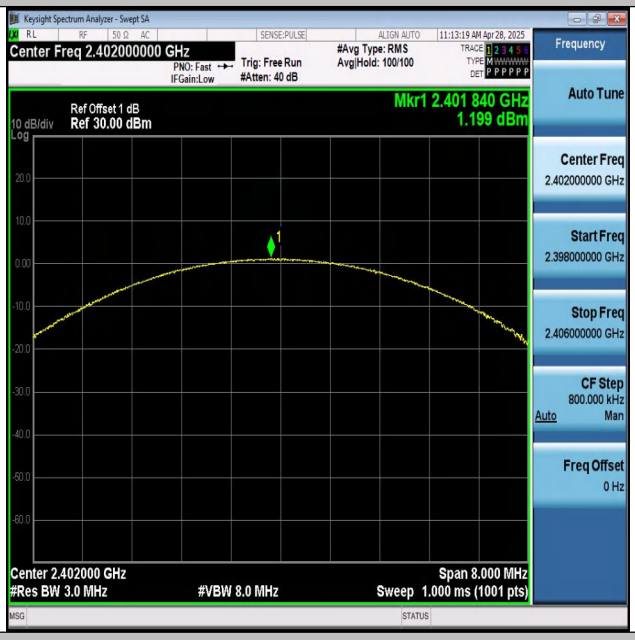

3DH5-Ant1-2402-PASS

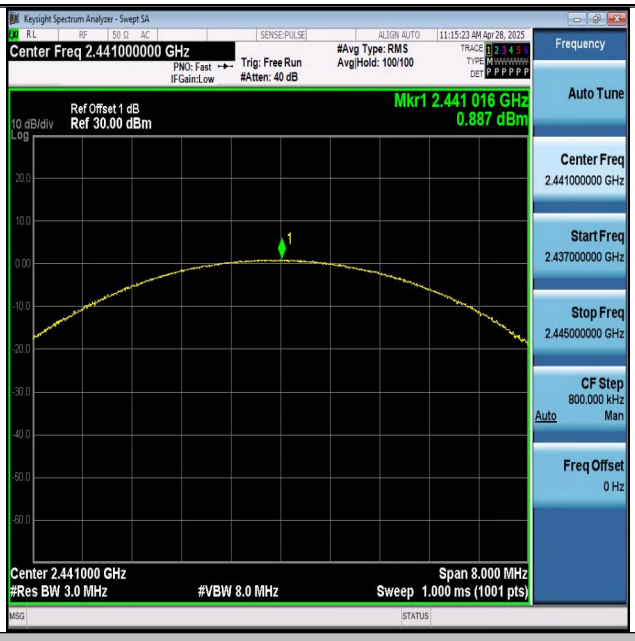

3DH5-Ant1-2441-PASS

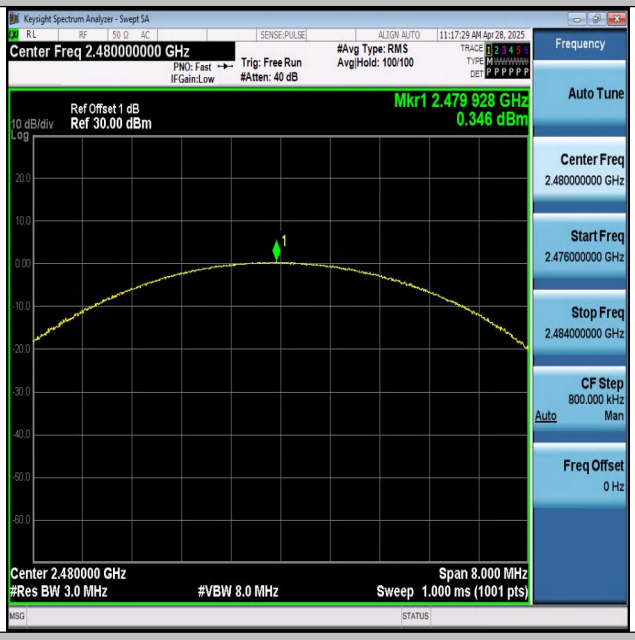

3DH5-Ant1-2480-PASS

Appendix D: Carrier frequency separation

Test Result

Test Mode	Antenna	Frequency [MHz]	Result [MHz]	Limit[MHz]	Verdict
DH5	Ant1	Hop	0.98	≥0.686	PASS
2DH5	Ant1	Hop	1.324	≥1.320	PASS
3DH5	Ant1	Hop	0.998	≥0.876	PASS

Test Graphs

DH5-Ant1-Hop-PASS

2DH5-Ant1-Hop-PASS

3DH5-Ant1-Hop-PASS

Appendix E: Dwell Time

Test Result

Test Mode	Antenna	Frequency [MHz]	Burst Width [ms]	Total Hops [Num]	Result [s]	Limit [s]	Verdict
DH5	Ant1	Hop	2.885	110	0.317	≤0.4	PASS
2DH5	Ant1	Hop	2.892	91	0.263	≤0.4	PASS
3DH5	Ant1	Hop	2.892	113	0.327	≤0.4	PASS

Test Graphs

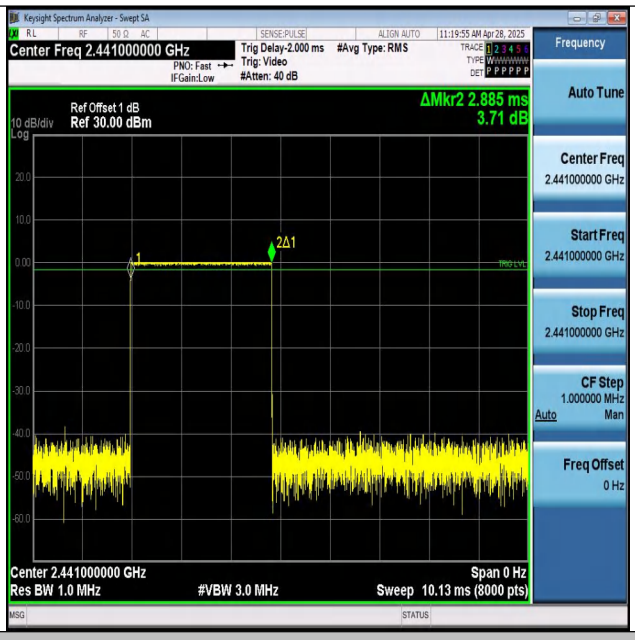

DH5-Ant1-Hop-PASS

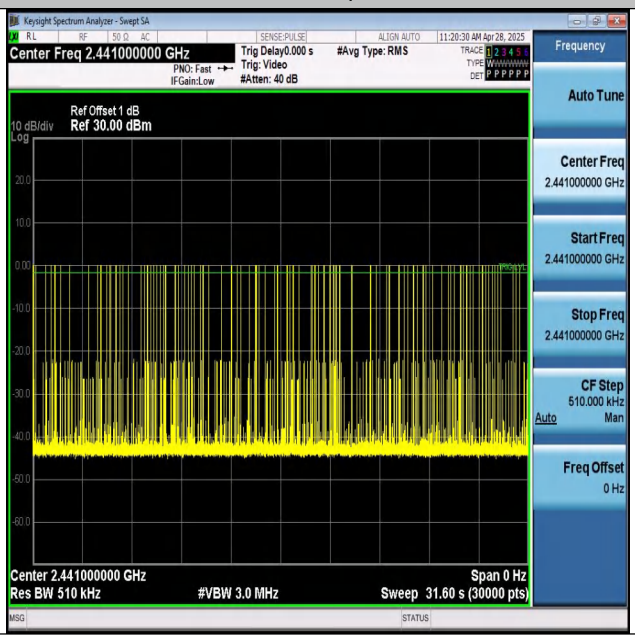

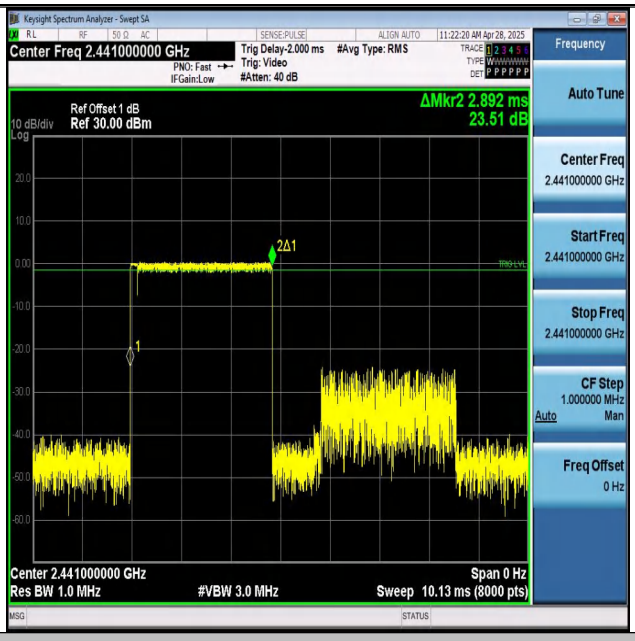

2DH5-Ant1-Hop-PASS

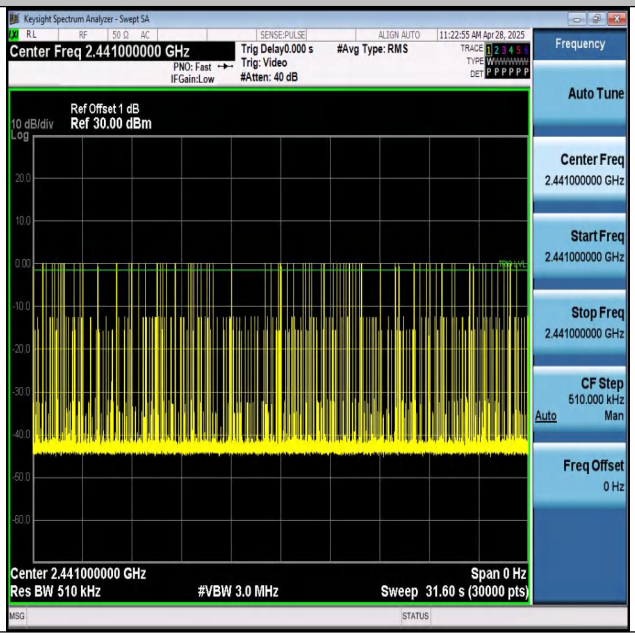

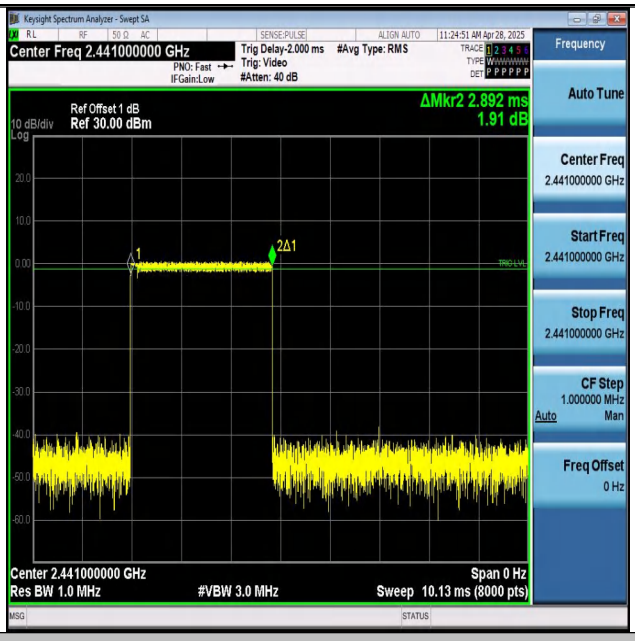

3DH5-Ant1-Hop-PASS

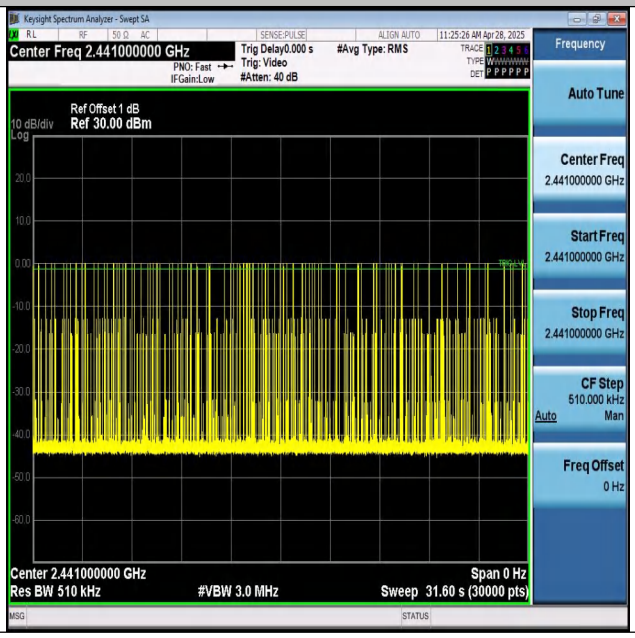

Appendix F: Number of Hopping Channel

Test Result

Test Mode	Antenna	Frequency [MHz]	Result [Num]	Limit [Num]	Verdict
DH5	Ant1	Hop	79	≥15	PASS
2DH5	Ant1	Hop	79	≥15	PASS
3DH5	Ant1	Hop	79	≥15	PASS

Test Graphs

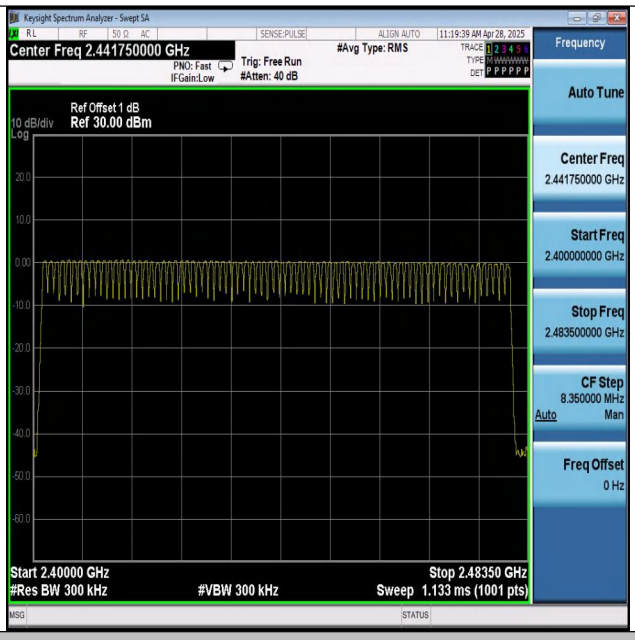

DH5-Ant1-Hop-PASS

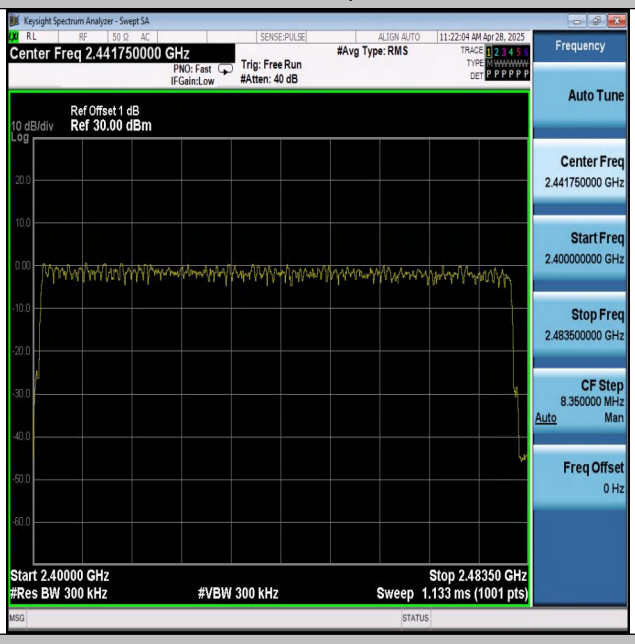

2DH5-Ant1-Hop-PASS

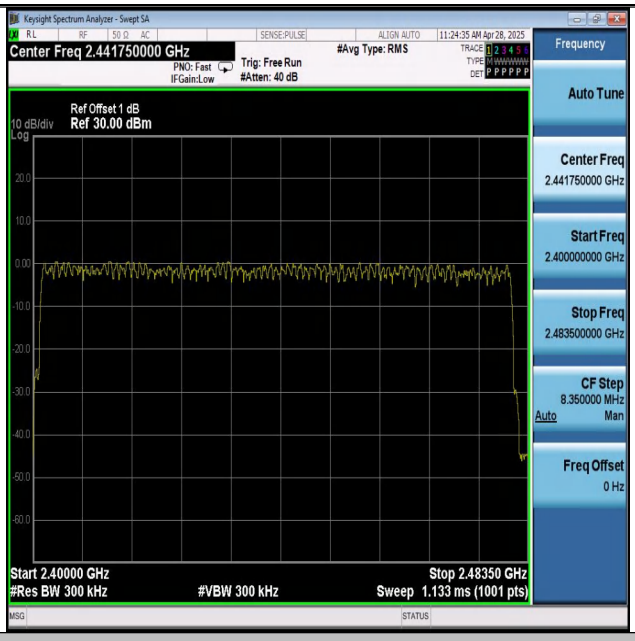

3DH5-Ant1-Hop-PASS

Appendix G: Conducted Band edge

Test Result

Test Mode	Antenna	Ch. Name	Frequency [MHz]	Ref. Level [dBm]	Result [dBm]	Limit [dBm]	Verdict
DH5	Ant1	Low	2402	0.24	-48.86	≤-19.76	PASS
DH5	Ant1	High	2480	-0.57	-47.95	≤-20.57	PASS
DH5	Ant1	Low	Hop_2402	0.10	-49.56	≤-19.9	PASS
DH5	Ant1	High	Hop_2480	-0.91	-51.01	≤-20.91	PASS
2DH5	Ant1	Low	2402	0.22	-44.35	≤-19.78	PASS
2DH5	Ant1	High	2480	-0.50	-46.87	≤-20.5	PASS
2DH5	Ant1	Low	Hop_2402	-1.90	-47.68	≤-21.9	PASS
2DH5	Ant1	High	Hop_2480	-0.64	-50.62	≤-20.64	PASS
3DH5	Ant1	Low	2402	0.24	-44.32	≤-19.76	PASS
3DH5	Ant1	High	2480	-0.72	-49.38	≤-20.72	PASS
3DH5	Ant1	Low	Hop_2402	-2.72	-49.42	≤-22.72	PASS
3DH5	Ant1	High	Hop_2480	-1.29	-50.71	≤-21.29	PASS

Remark:Regarding the spurious emissions from 30MHz to 26.5GHz, the cable lose have been set in the 'offset' of the Spectrum Analyzer during the test.