Test Graphs

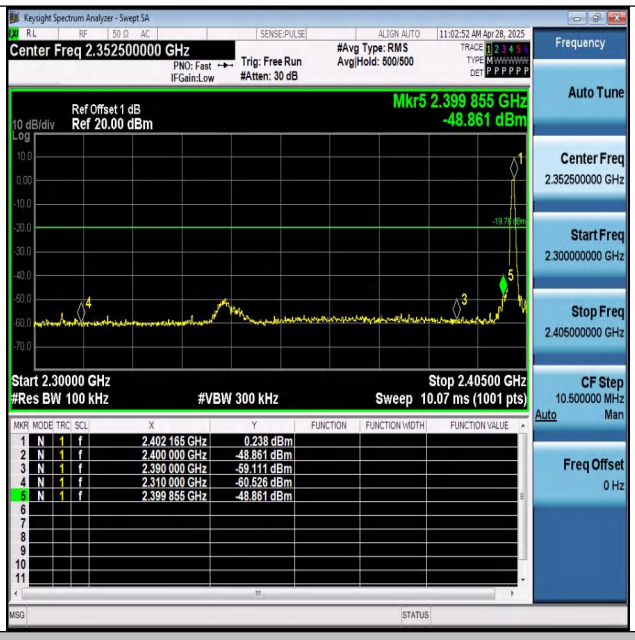

DH5-Ant1-2402-PASS

DH5-Ant1-2480-PASS

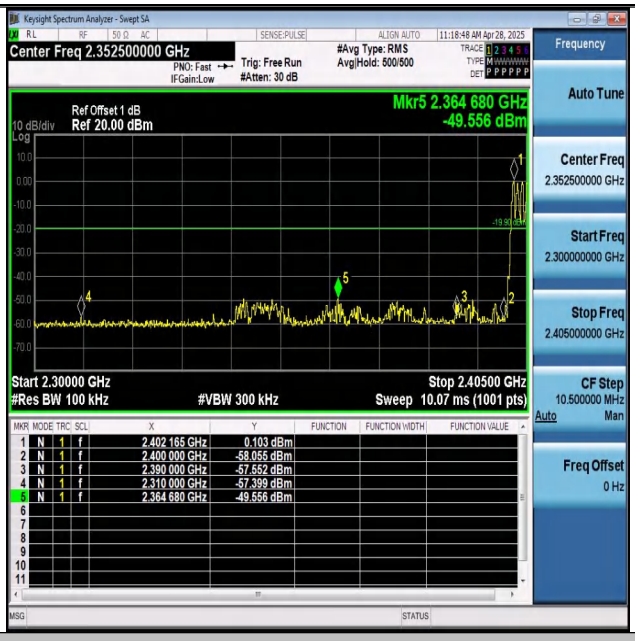

DH5-Ant1-Hop_2402-PASS

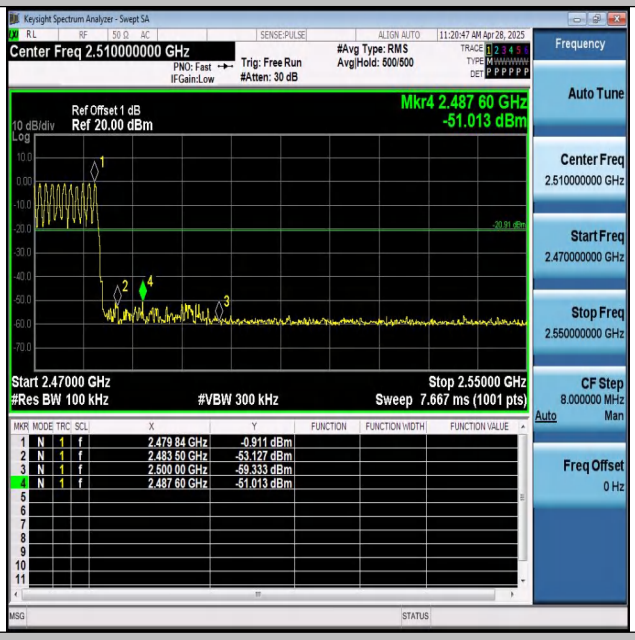

DH5-Ant1-Hop_2480-PASS

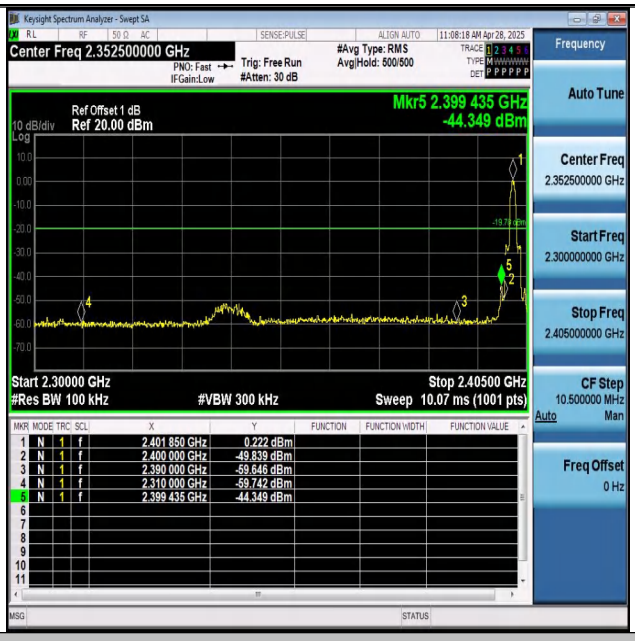

2DH5-Ant1-2402-PASS

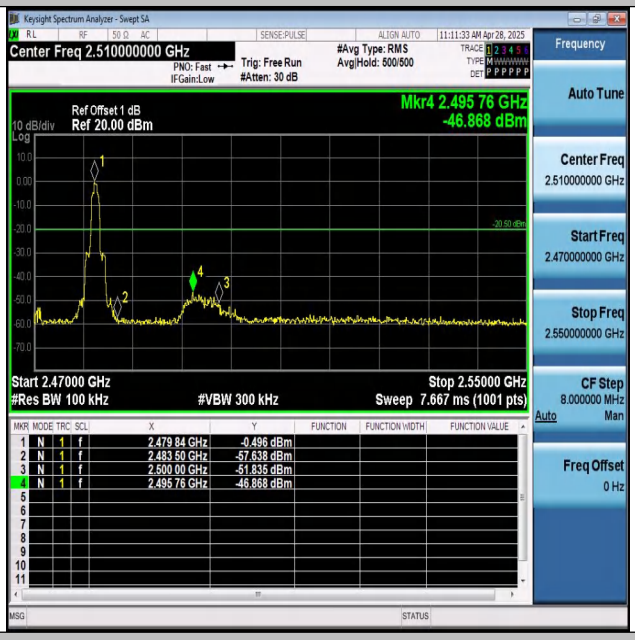

2DH5-Ant1-2480-PASS

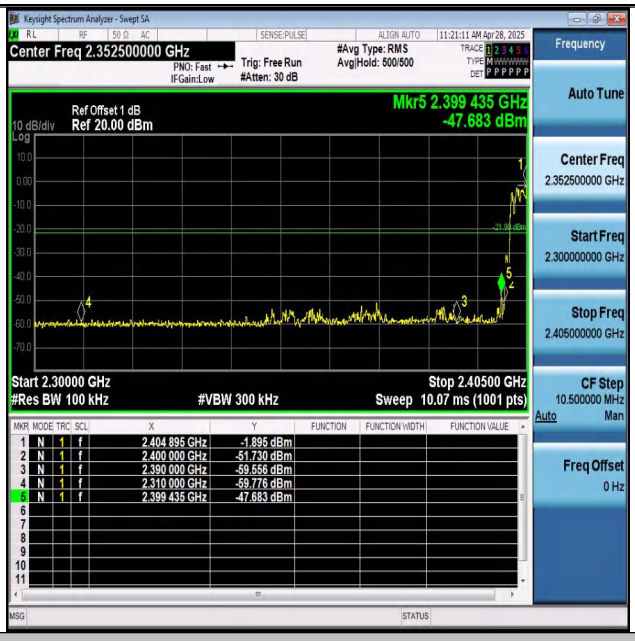

2DH5-Ant1-Hop_2402-PASS

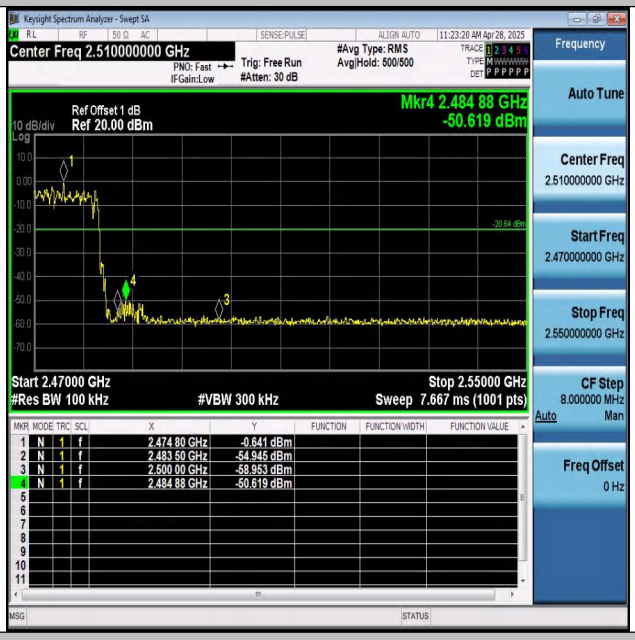

2DH5-Ant1-Hop_2480-PASS

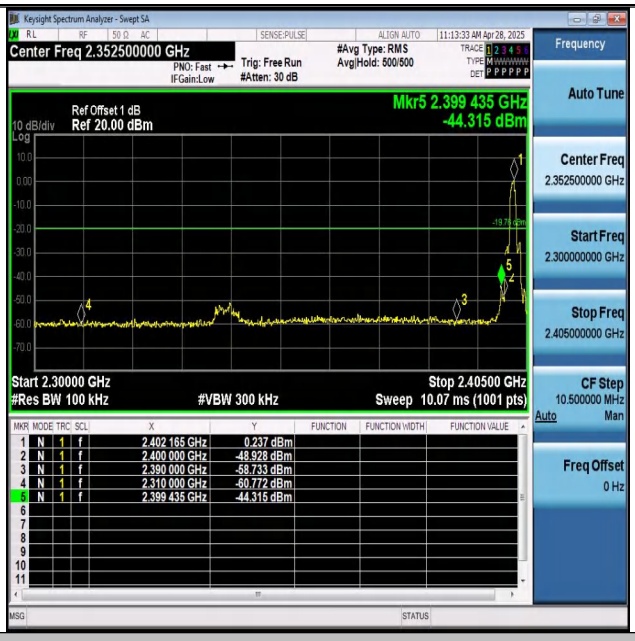

3DH5-Ant1-2402-PASS

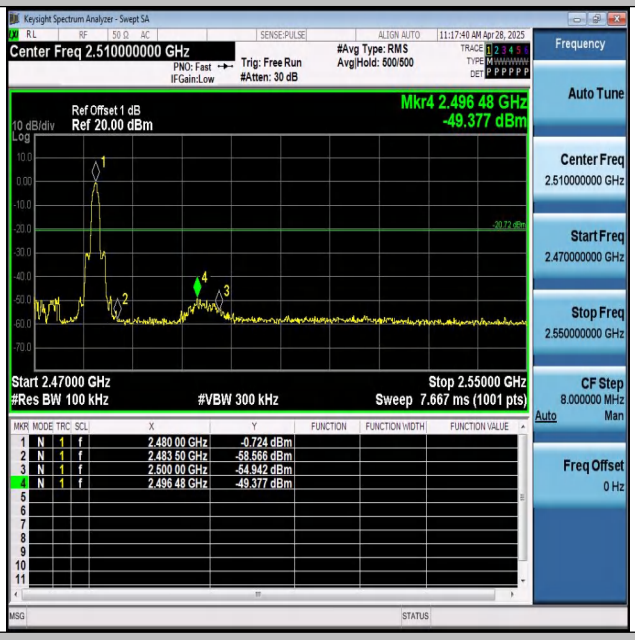

3DH5-Ant1-2480-PASS

3DH5-Ant1-Hop_2402-PASS

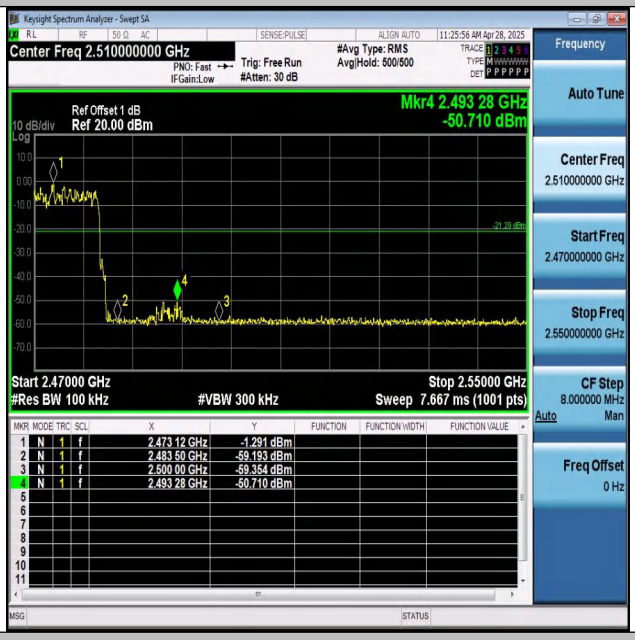

3DH5-Ant1-Hop_2480-PASS

Appendix H: Conducted Spurious Emission

Test Result

Test Mode	Antenna	Frequency[MHz]	Freq. Range [MHz]	Ref. Level [dBm]	Result [dBm]	Limit [dBm]	Verdict
DH5	Ant1	2402	0~Reference	-0.52	-0.52	---	PASS
DH5	Ant1	2402	30~1000	-0.52	-68.56	≤-20.52	PASS
DH5	Ant1	2402	1000~26500	-0.52	-43.73	≤-20.52	PASS
DH5	Ant1	2441	0~Reference	-0.54	-0.54	---	PASS
DH5	Ant1	2441	30~1000	-0.54	-66.37	≤-20.54	PASS
DH5	Ant1	2441	1000~26500	-0.54	-44.1	≤-20.54	PASS
DH5	Ant1	2480	0~Reference	-1.09	-1.09	---	PASS
DH5	Ant1	2480	30~1000	-1.09	-65.51	≤-21.09	PASS
DH5	Ant1	2480	1000~26500	-1.09	-41.99	≤-21.09	PASS
2DH5	Ant1	2402	0~Reference	0.00	0.00	---	PASS
2DH5	Ant1	2402	30~1000	0.00	-68.92	≤-20	PASS
2DH5	Ant1	2402	1000~26500	0.00	-46.58	≤-20	PASS
2DH5	Ant1	2441	0~Reference	-3.78	-3.78	---	PASS
2DH5	Ant1	2441	30~1000	-3.78	-66.63	≤-23.78	PASS
2DH5	Ant1	2441	1000~26500	-3.78	-43.95	≤-23.78	PASS
2DH5	Ant1	2480	0~Reference	-3.50	-3.50	---	PASS
2DH5	Ant1	2480	30~1000	-3.50	-53.33	≤-23.5	PASS
2DH5	Ant1	2480	1000~26500	-3.50	-41.85	≤-23.5	PASS
3DH5	Ant1	2402	0~Reference	-0.50	-0.50	---	PASS
3DH5	Ant1	2402	30~1000	-0.50	-69.02	≤-20.5	PASS
3DH5	Ant1	2402	1000~26500	-0.50	-46.73	≤-20.5	PASS
3DH5	Ant1	2441	0~Reference	-2.43	-2.43	---	PASS
3DH5	Ant1	2441	30~1000	-2.43	-68.75	≤-22.43	PASS
3DH5	Ant1	2441	1000~26500	-2.43	-44.4	≤-22.43	PASS
3DH5	Ant1	2480	0~Reference	-1.74	-1.74	---	PASS
3DH5	Ant1	2480	30~1000	-1.74	-68.83	≤-21.74	PASS
3DH5	Ant1	2480	1000~26500	-1.74	-42.06	≤-21.74	PASS

Remark:Regarding the spurious emissions from 30MHz to 26.5GHz, the cable lose and attenuator factors have been set in the 'Input Correction' of the Spectrum Analyzer during the test.

Test Graphs

DH5-Ant1-2402-0~Reference-PASS

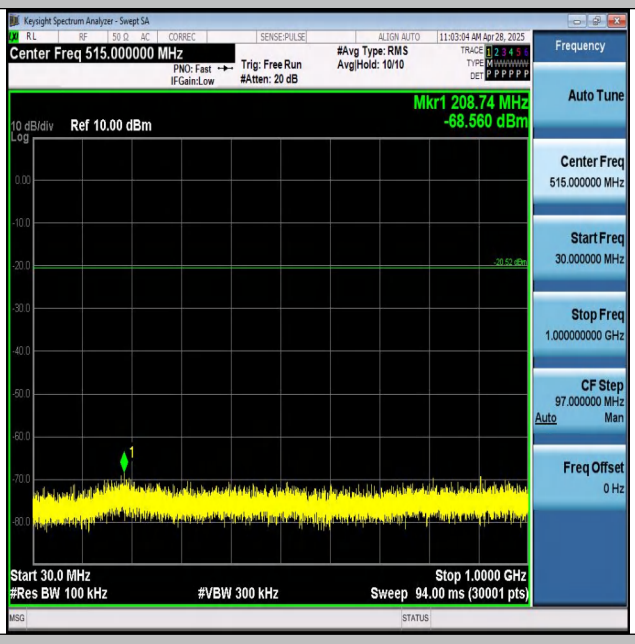

DH5-Ant1-2402-30~1000-PASS

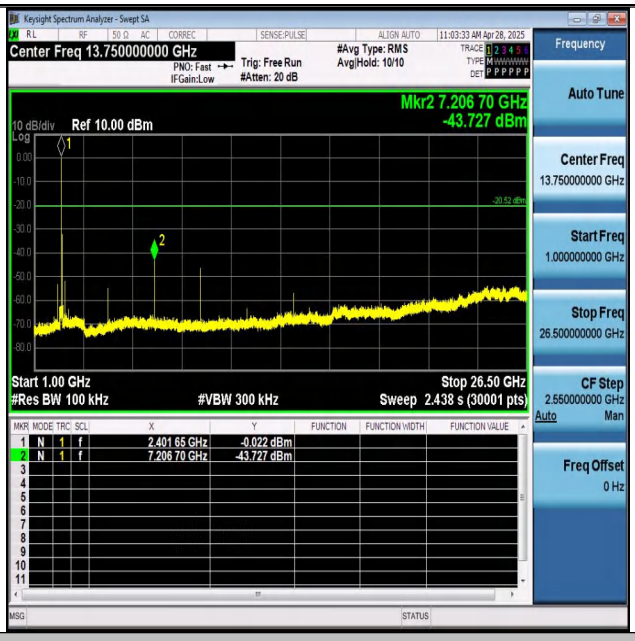

DH5-Ant1-2402-1000~26500-PASS

DH5-Ant1-2441-0~Reference-PASS

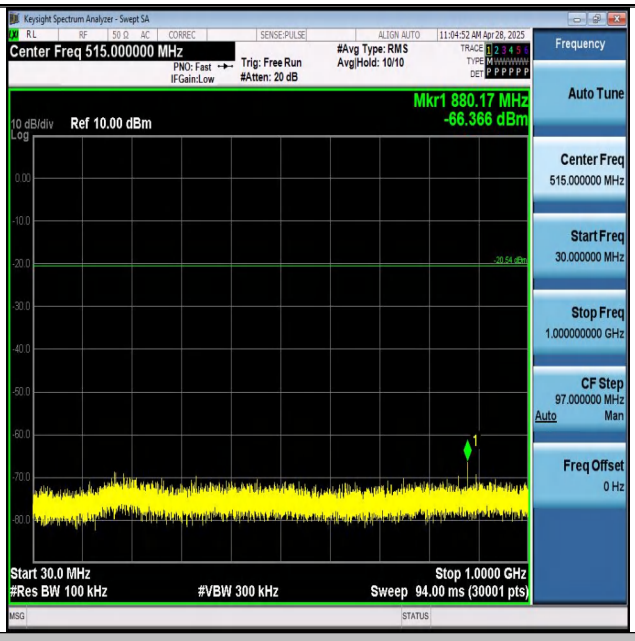

DH5-Ant1-2441-30~1000-PASS

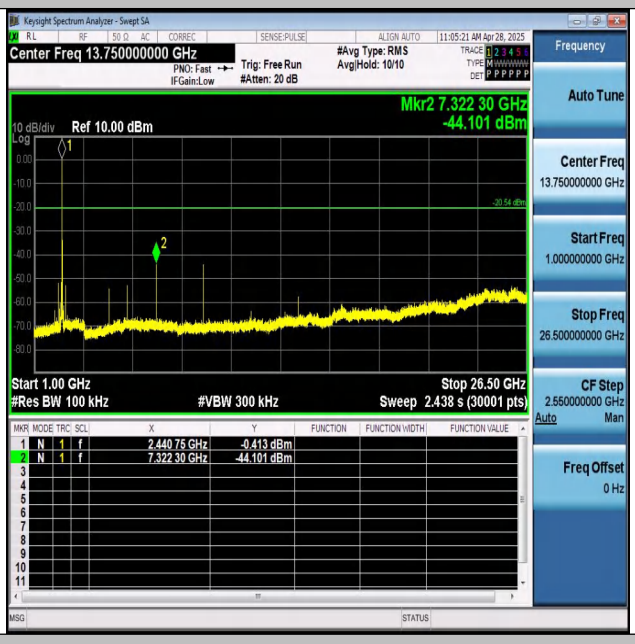

DH5-Ant1-2441-1000~26500-PASS

DH5-Ant1-2480-0~Reference-PASS

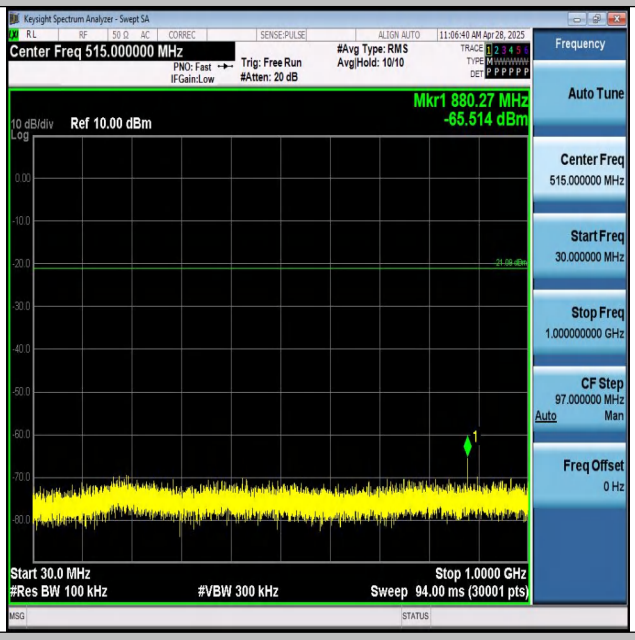

DH5-Ant1-2480-30~1000-PASS

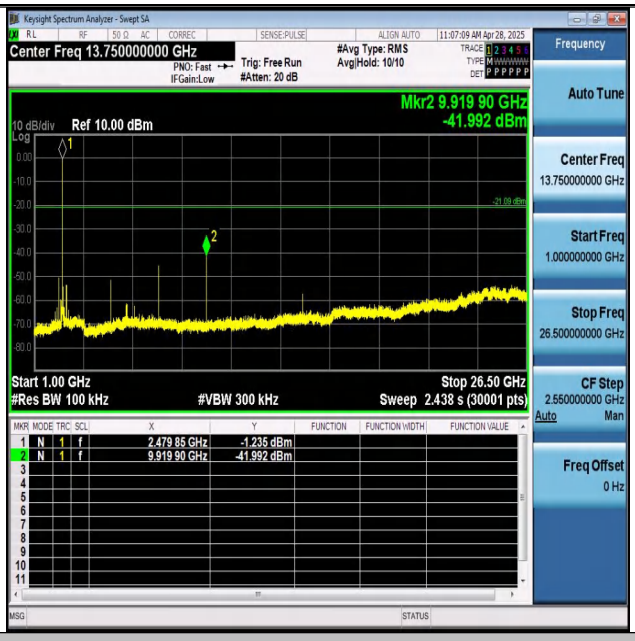

DH5-Ant1-2480-1000~26500-PASS

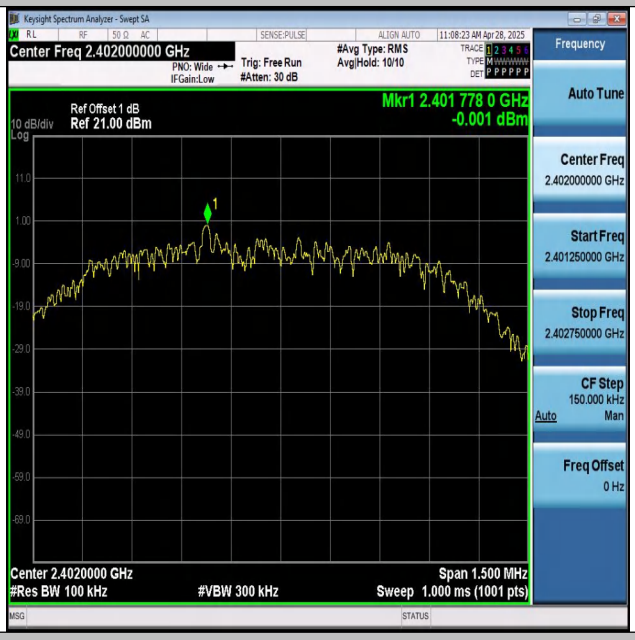

2DH5-Ant1-2402-0~Reference-PASS

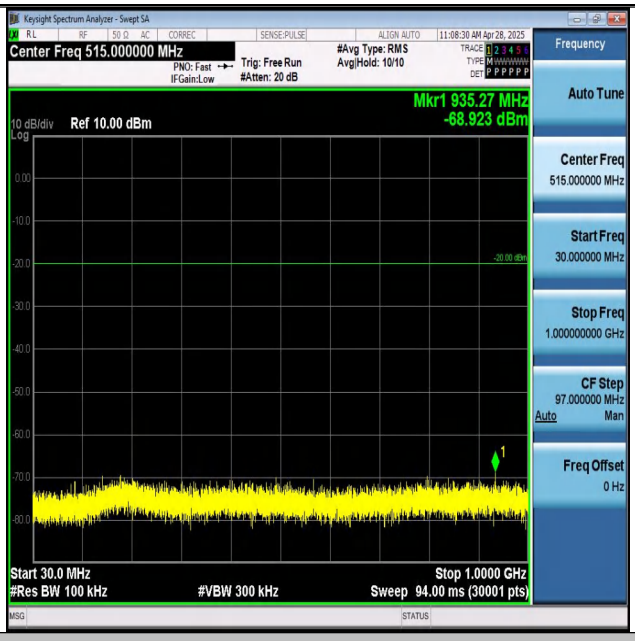

2DH5-Ant1-2402-30~1000-PASS

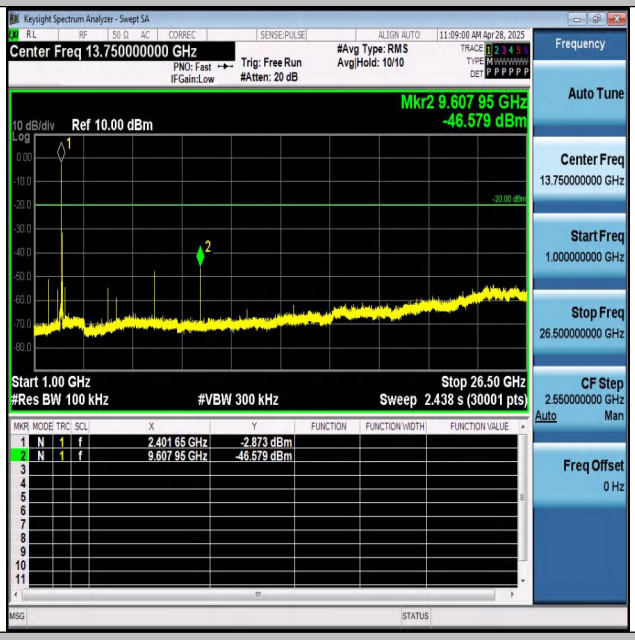

2DH5-Ant1-2402-1000~26500-PASS

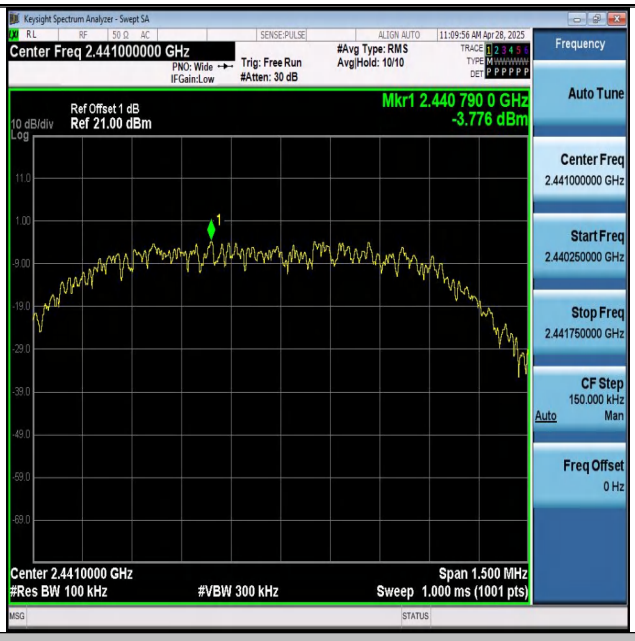

2DH5-Ant1-2441-0~Reference-PASS

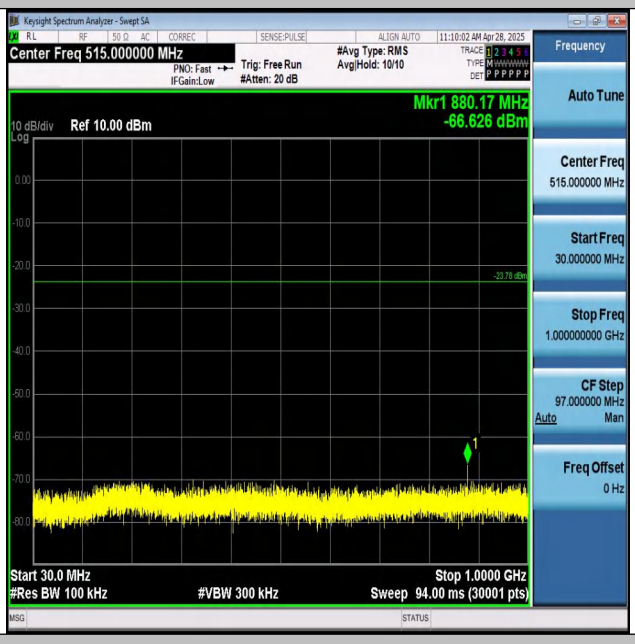

2DH5-Ant1-2441-30~1000-PASS

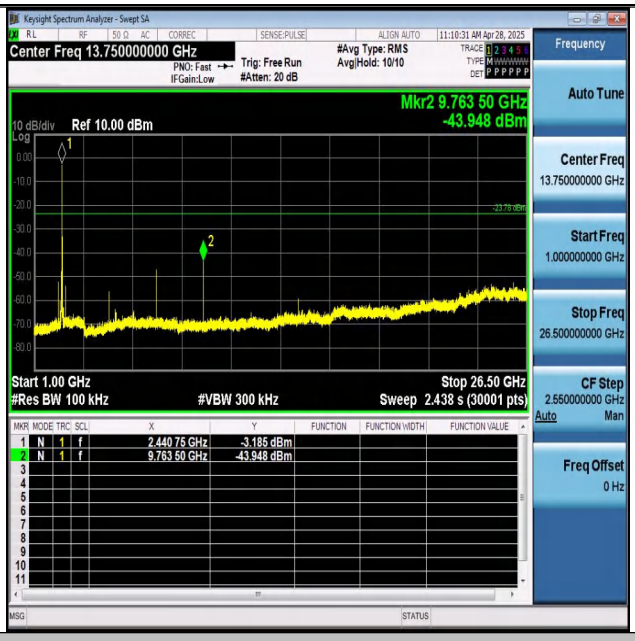

2DH5-Ant1-2441-1000~26500-PASS

2DH5-Ant1-2480-0~Reference-PASS

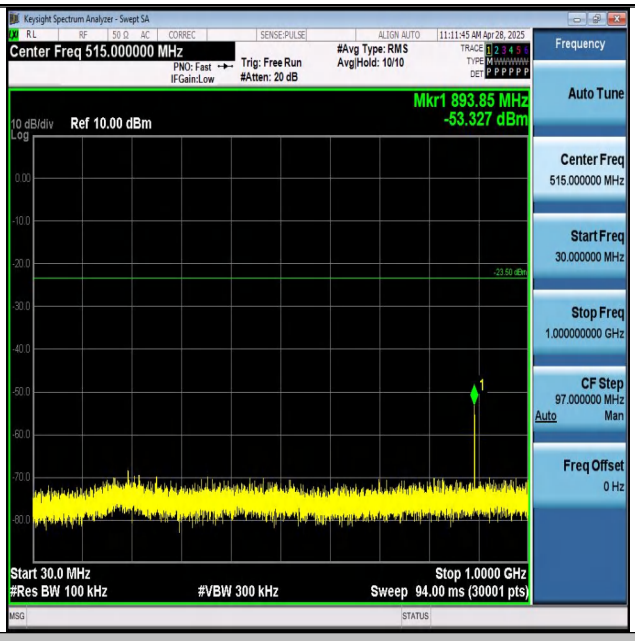

2DH5-Ant1-2480-30~1000-PASS

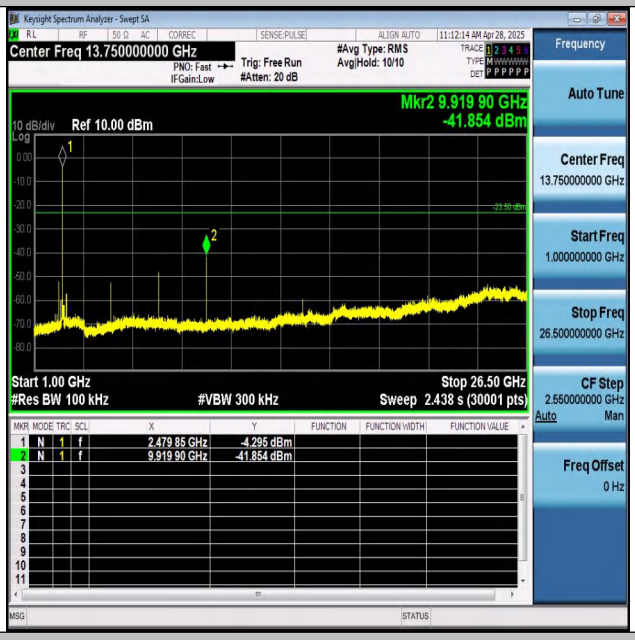

2DH5-Ant1-2480-1000~26500-PASS

3DH5-Ant1-2402-0~Reference-PASS

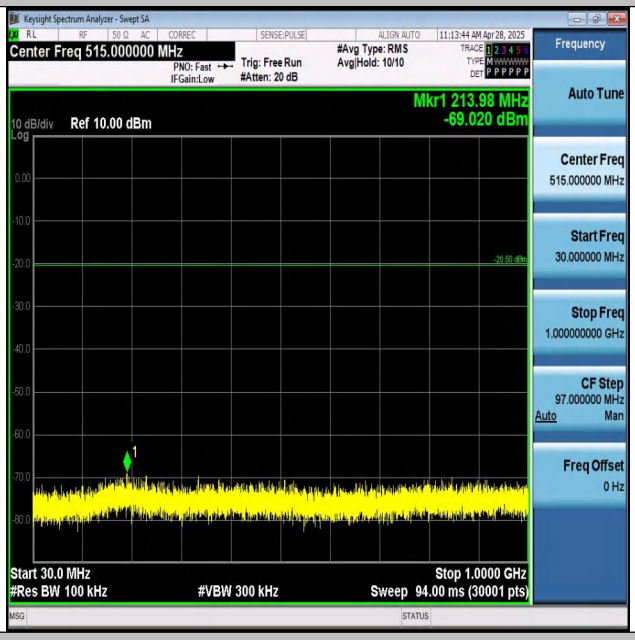

3DH5-Ant1-2402-30~1000-PASS

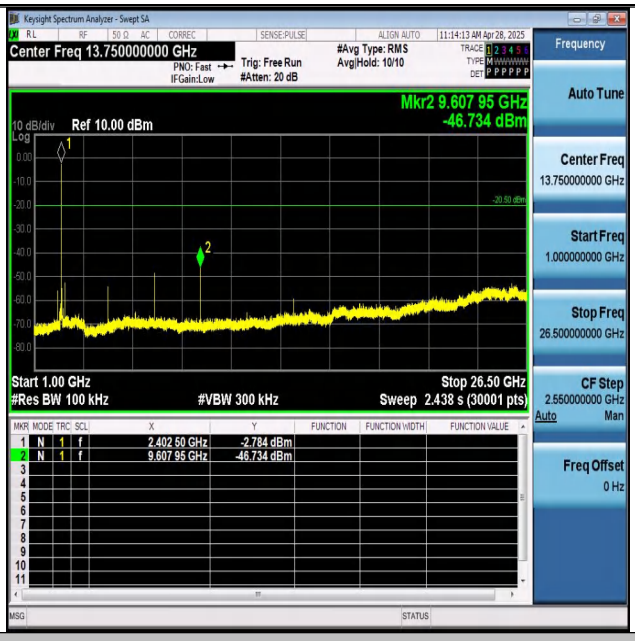

3DH5-Ant1-2402-1000~26500-PASS

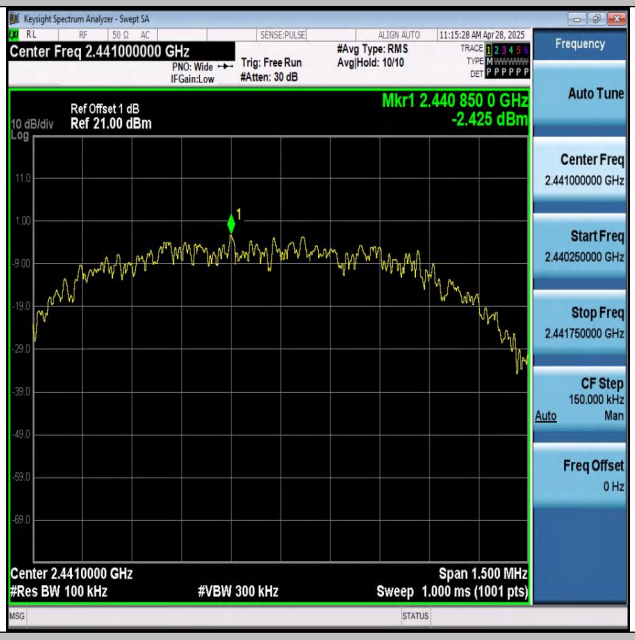

3DH5-Ant1-2441-0~Reference-PASS

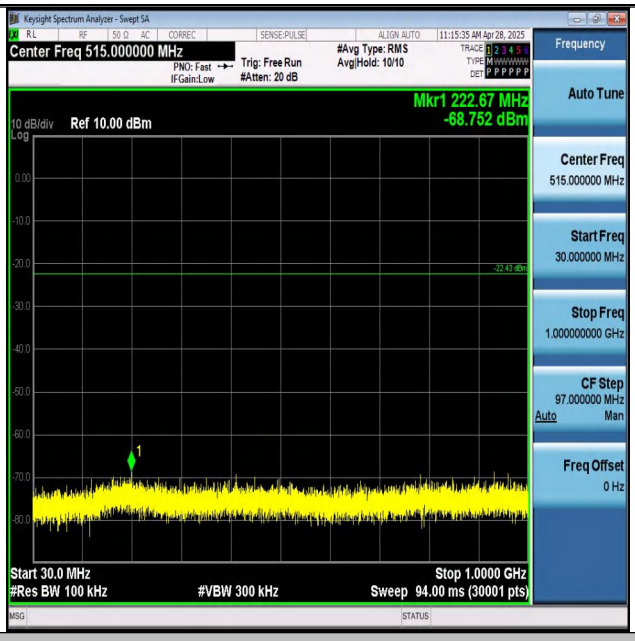

3DH5-Ant1-2441-30~1000-PASS

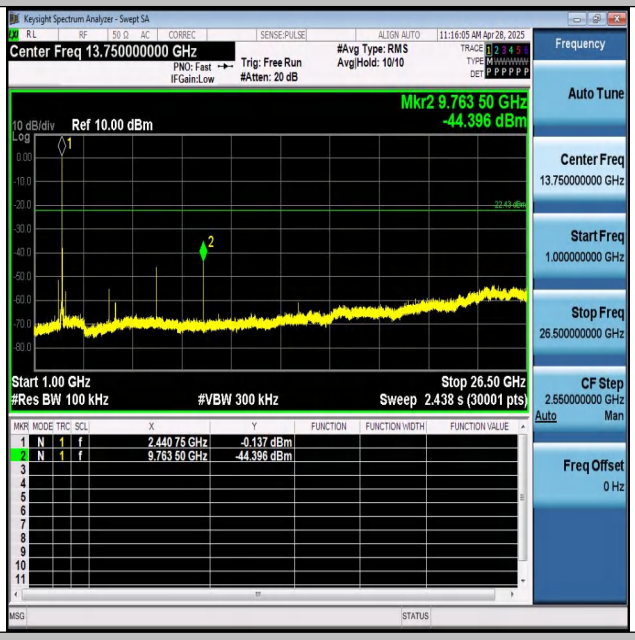

3DH5-Ant1-2441-1000~26500-PASS

3DH5-Ant1-2480-0~Reference-PASS

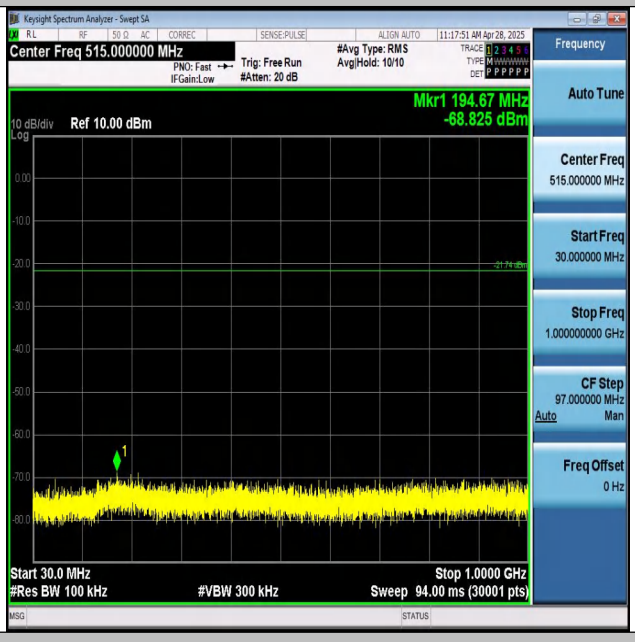

3DH5-Ant1-2480-30~1000-PASS

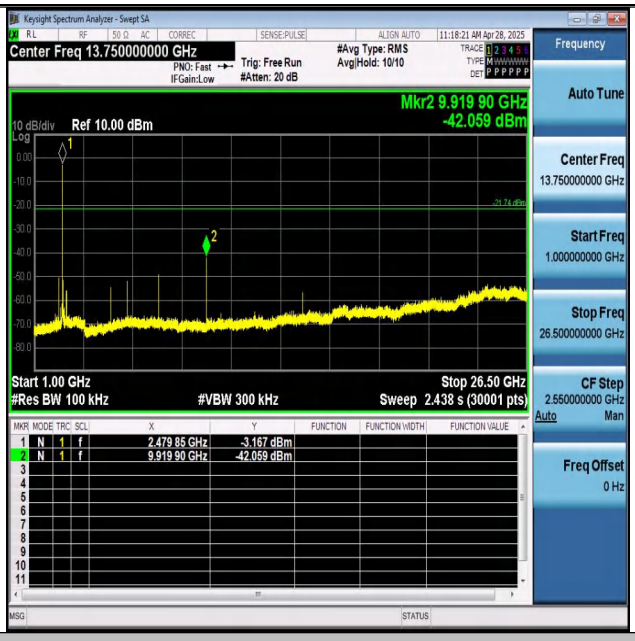

3DH5-Ant1-2480-1000~26500-PASS

Appendix I: Duty Cycle

Test Result

Test Mode	Antenna	Frequency[MHz]	ON Time [ms]	Period [ms]	Duty Cycle [%]	Duty Cycle Factor[dB]
DH5	Ant1	2402	2.89	3.75	77.07	1.13
DH5	Ant1	2441	2.89	3.75	77.07	1.13
DH5	Ant1	2480	2.90	3.75	77.33	1.12
2DH5	Ant1	2402	2.90	3.75	77.33	1.12
2DH5	Ant1	2441	2.90	3.75	77.33	1.12
2DH5	Ant1	2480	2.89	3.75	77.07	1.13
3DH5	Ant1	2402	2.90	3.75	77.33	1.12
3DH5	Ant1	2441	2.90	3.75	77.33	1.12
3DH5	Ant1	2480	2.90	3.75	77.33	1.12

Test Graphs

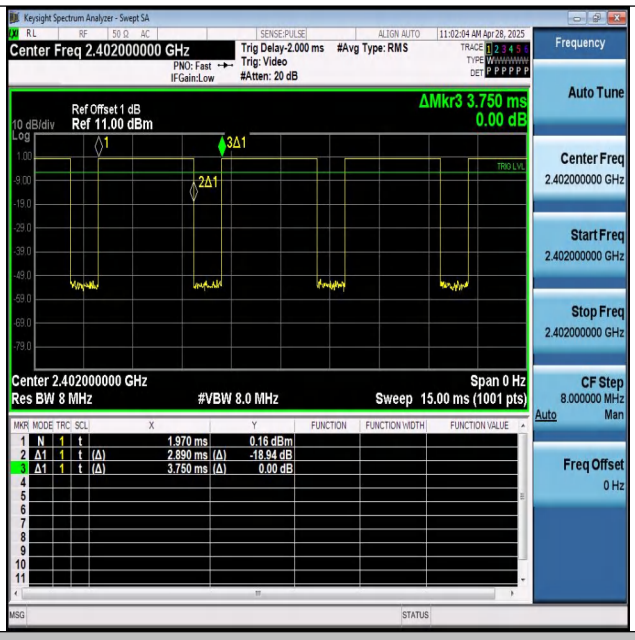

NTNV-DH5-Ant1-2402

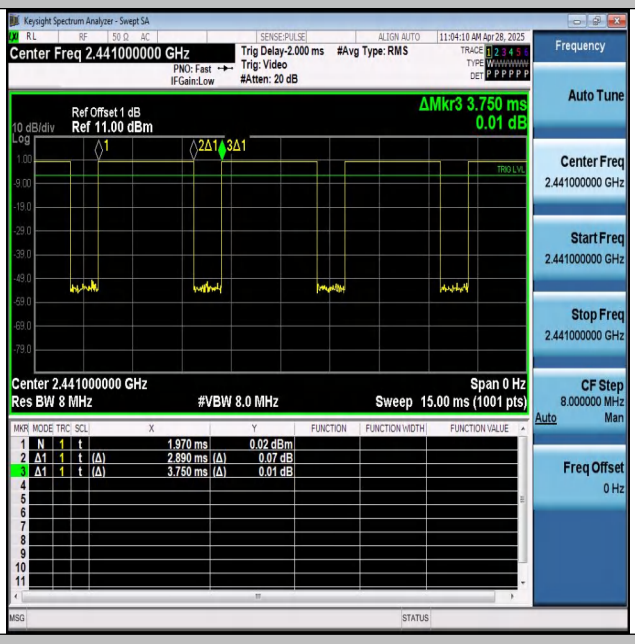

NTNV-DH5-Ant1-2441

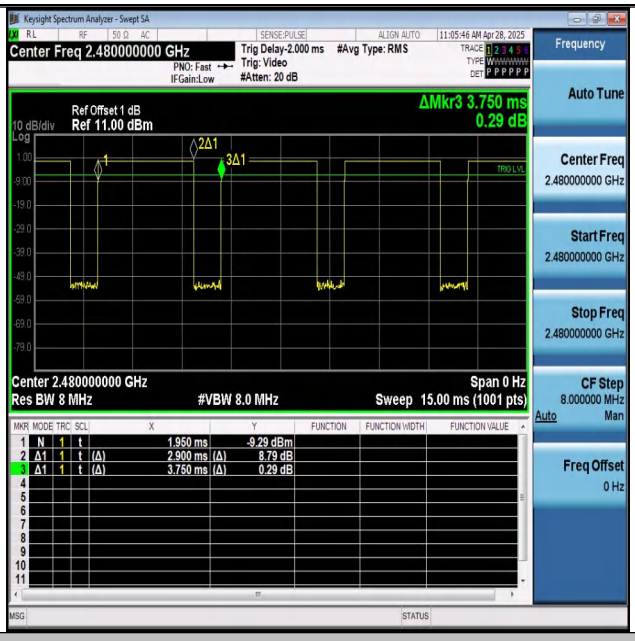

NTNV-DH5-Ant1-2480

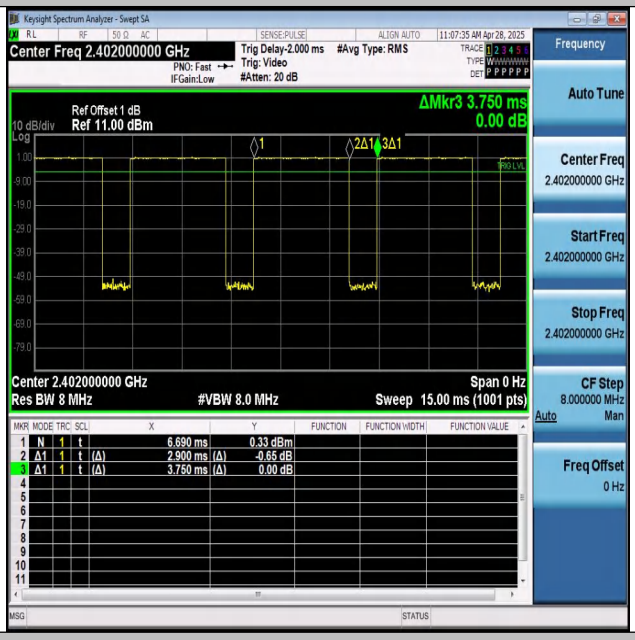

NTNV-2DH5-Ant1-2402

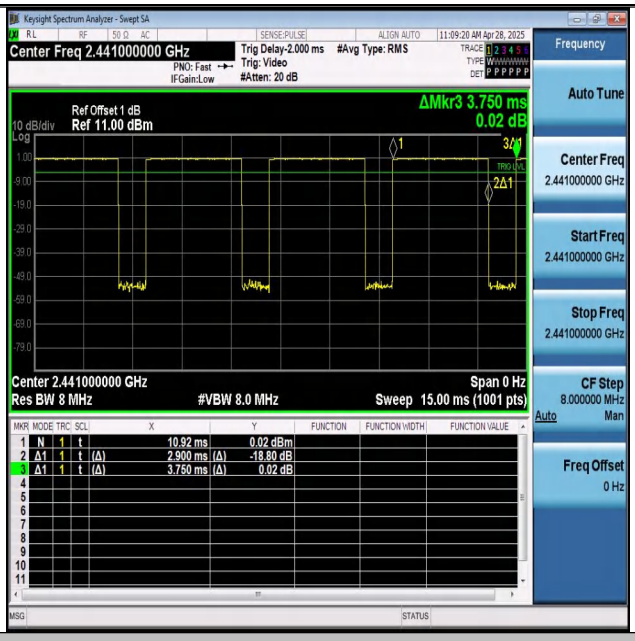

NTNV-2DH5-Ant1-2441

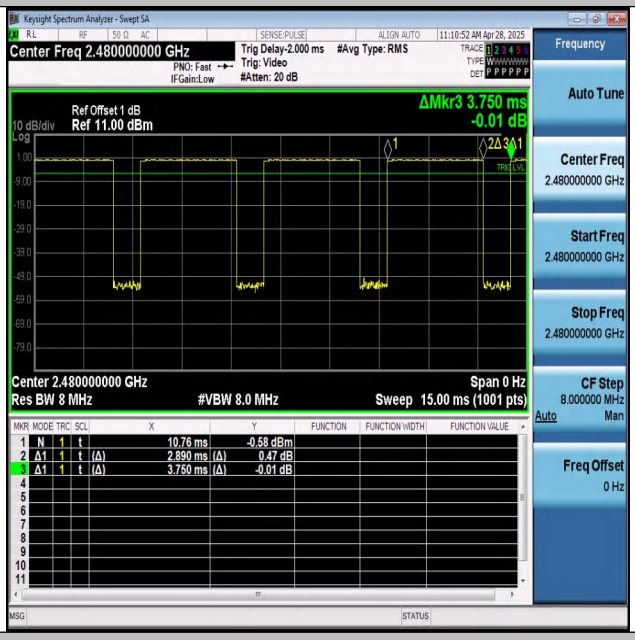

NTNV-2DH5-Ant1-2480

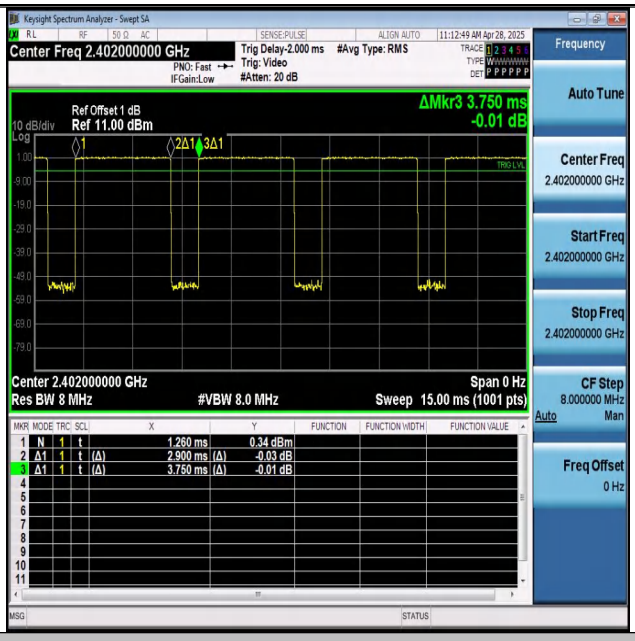

NTNV-3DH5-Ant1-2402

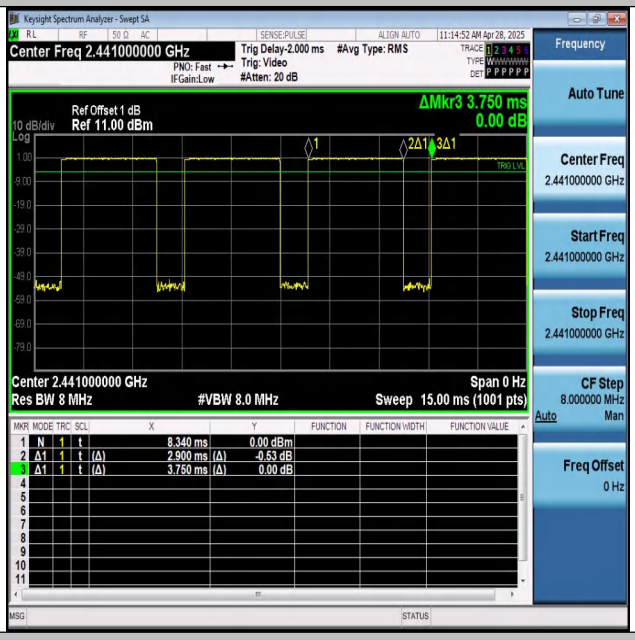

NTNV-3DH5-Ant1-2441

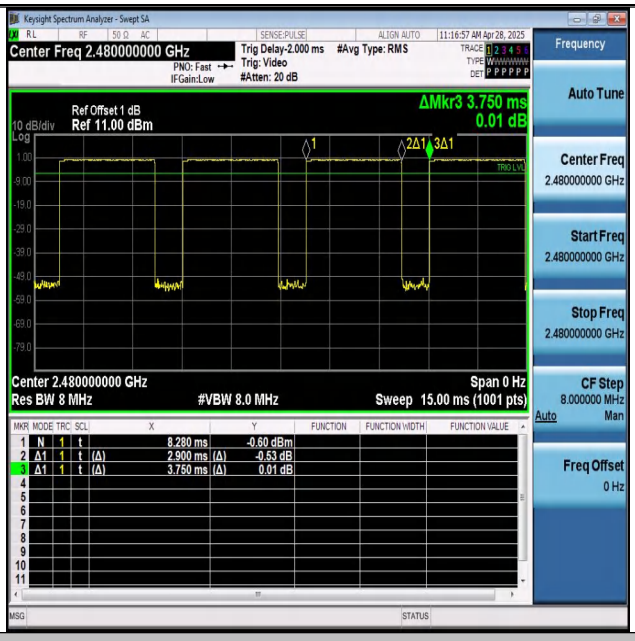

NTNV-3DH5-Ant1-2480

---End---