APPENDIX VII. Dwell Time

Test Result

Modulation	Packet	Channel	Pulse Width (ms)	Number of Pulses in 31.6 seconds	Dwell Time (ms)	Limit (ms)	Result
GFSK	DH1	CH39 (2441MHz)	0.3948	310	122.39	< 400	PASS
	DH3		1.656	155	256.68		PASS
	DH5		2.928	104	304.51		PASS
π/4DQPSK	2-DH1		0.3936	310	122.02		PASS
	2-DH3		1.656	155	256.68		PASS
	2-DH5		2.912	103	299.94		PASS
8DPSK	3-DH1		0.3720	309	114.95		PASS
	3-DH3		1.656	156	258.34		PASS
	3-DH5		2.912	103	299.94		PASS

Test Graphs

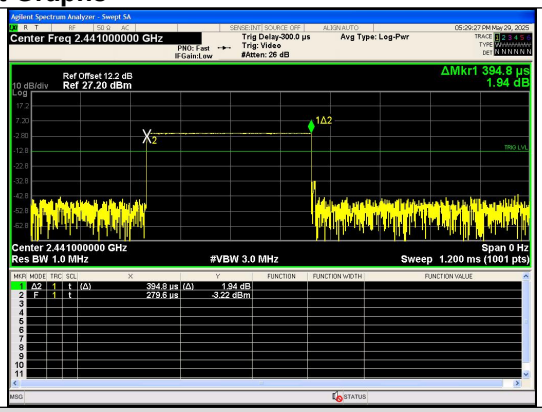

Pulse Width
GFSK_DH1

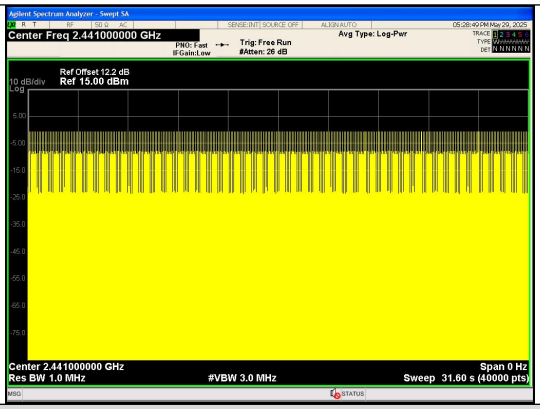

Number of Pulses in 31.6 seconds
GFSK_DH1

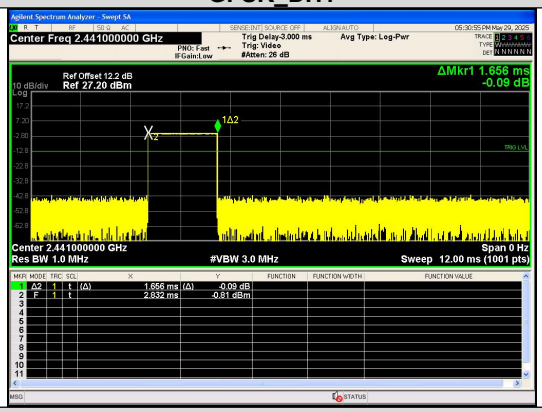

Pulse Width
GFSK_DH3

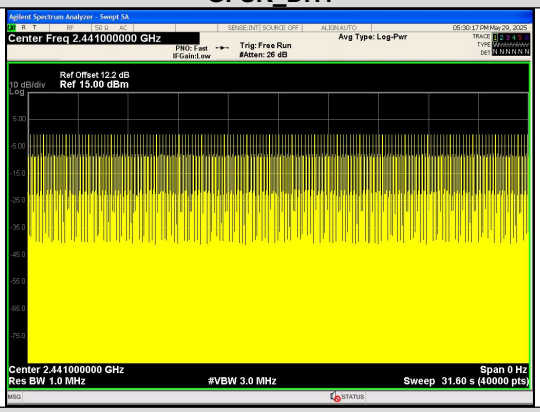

Number of Pulses in 31.6 seconds
GFSK_DH3

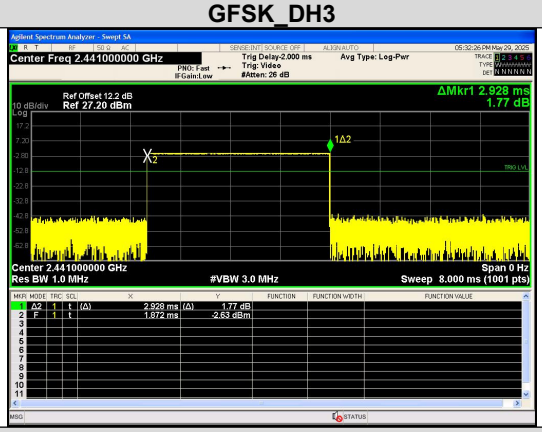

Pulse Width
GFSK_DH5

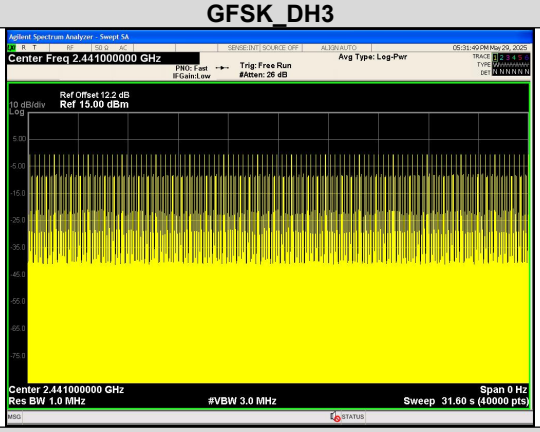

Number of Pulses in 31.6 seconds
GFSK_DH5

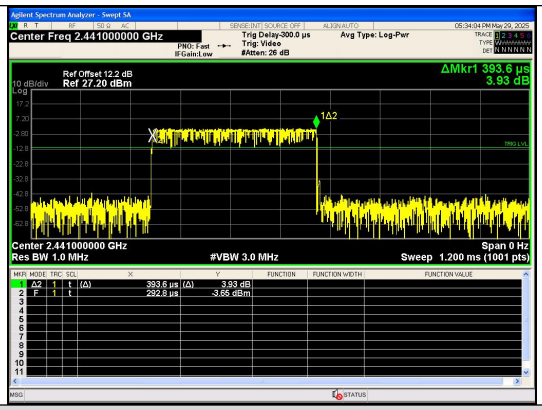

Pulse Width
π/4DQPSK_2-DH1

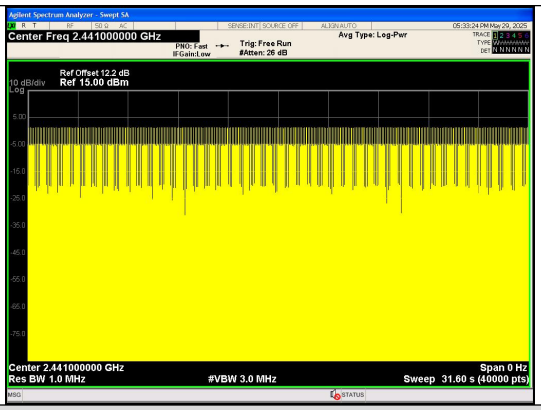

Number of Pulses in 31.6 seconds
π/4DQPSK_2-DH1

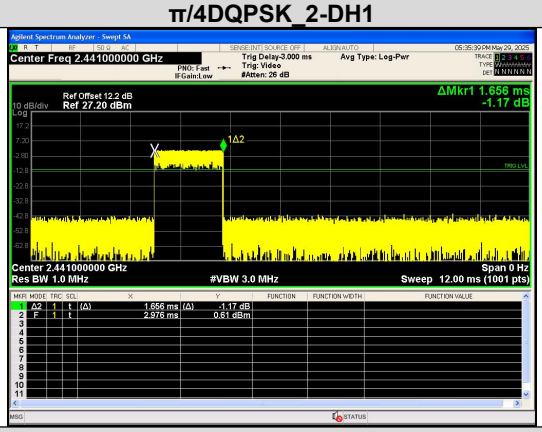

Pulse Width
π/4DQPSK_2-DH3

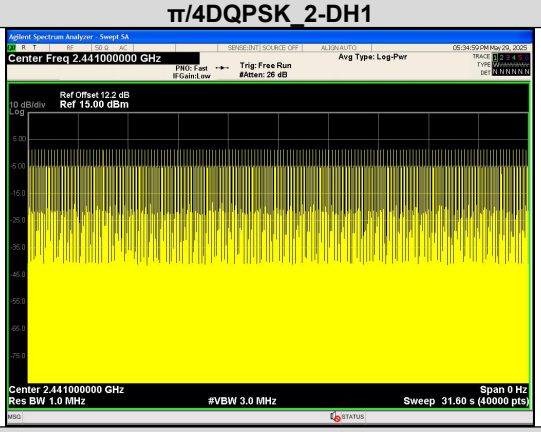

Number of Pulses in 31.6 seconds
π/4DQPSK_2-DH3

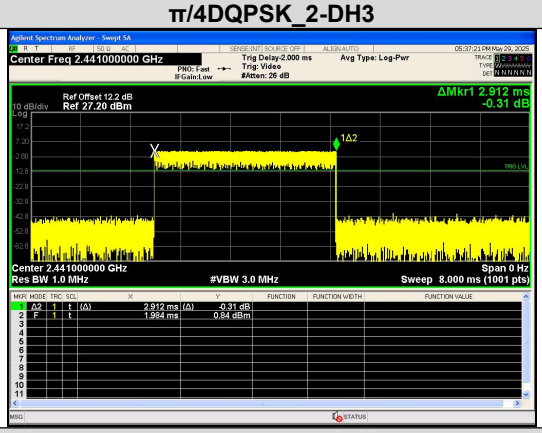

Pulse Width
π/4DQPSK_2-DH5

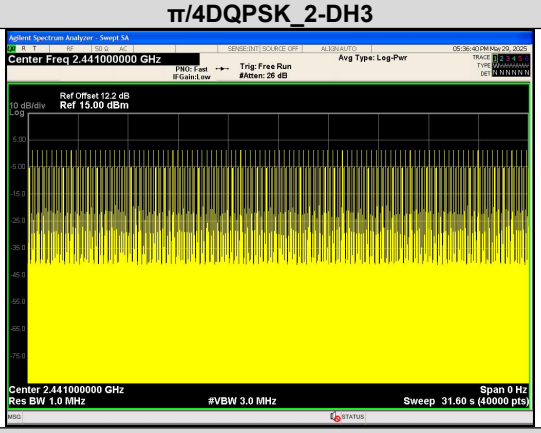

Number of Pulses in 31.6 seconds
π/4DQPSK_2-DH5

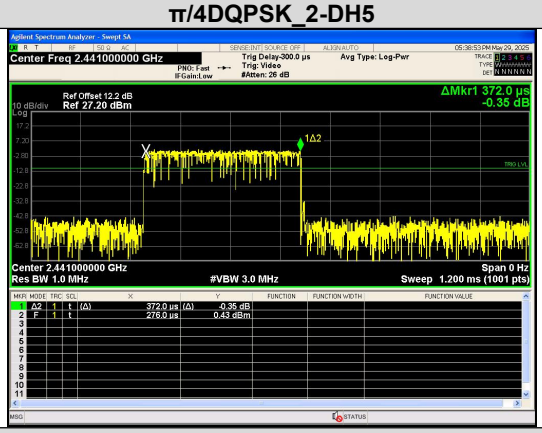

Pulse Width
8DPSK_3-DH1

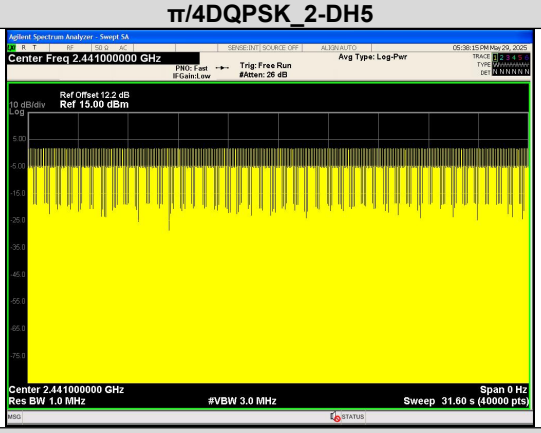

Number of Pulses in 31.6 seconds
8DPSK_3-DH1

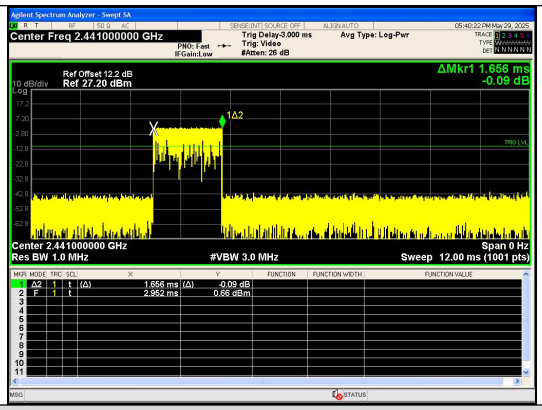

Pulse Width
8DPSK_3-DH3

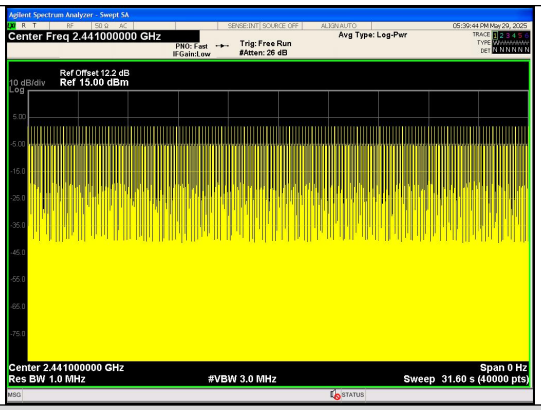

Number of Pulses in 31.6 seconds
8DPSK_3-DH3

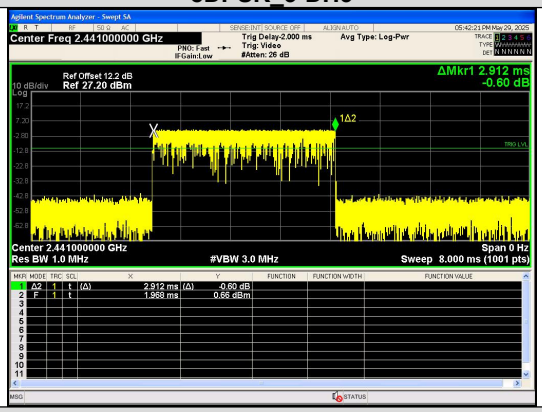

Pulse Width
8DPSK_3-DH5

Number of Pulses in 31.6 seconds
8DPSK_3-DH5

APPENDIX VIII. Number Of Hopping Channel

Test Result

Modulation	Packet	Number of Hopping Channel	Limit	Result
GFSK	DH5	79	15	PASS
GFSK	DH5	79	15	PASS
GFSK	DH5	79	15	PASS
π/4DQPSK	2-DH5	79	15	PASS
π/4DQPSK	2-DH5	79	15	PASS
π/4DQPSK	2-DH5	79	15	PASS
8DPSK	3-DH5	79	15	PASS
8DPSK	3-DH5	79	15	PASS
8DPSK	3-DH5	79	15	PASS

Test Graphs

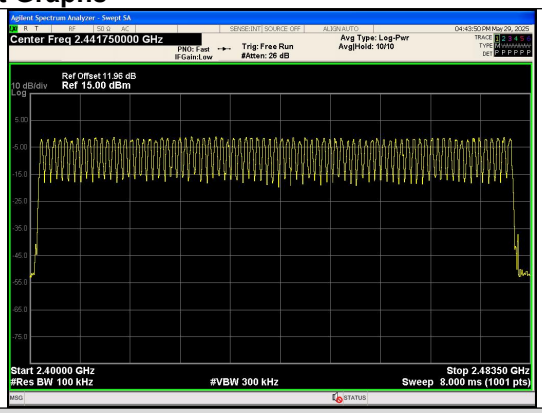

Hopping Plot
GFSK

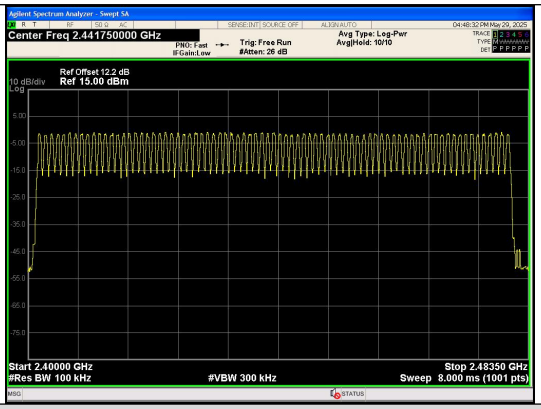

Hopping Plot
GFSK

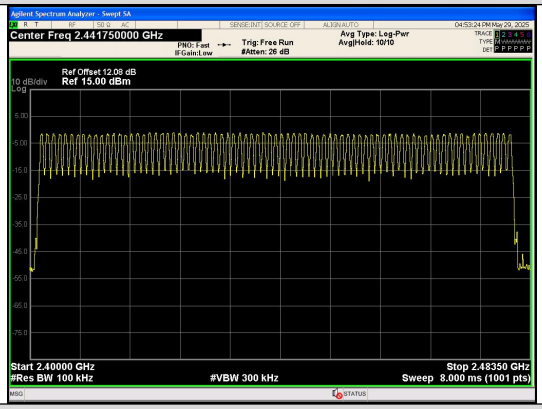

Hopping Plot
GFSK

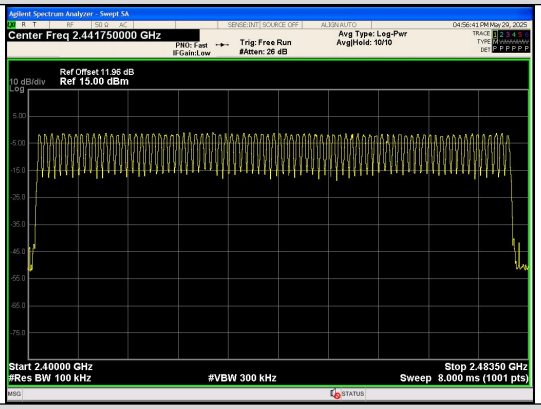

Hopping Plot
π/4DQPSK

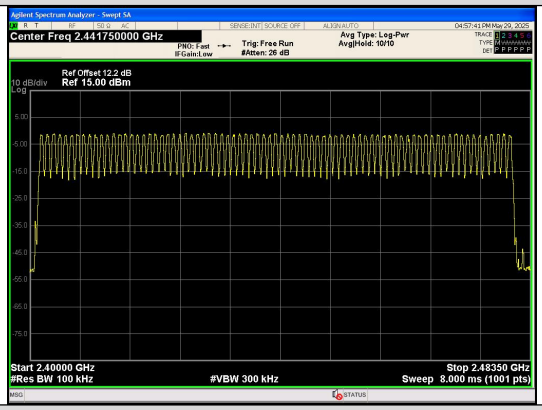

Hopping Plot
π/4DQPSK

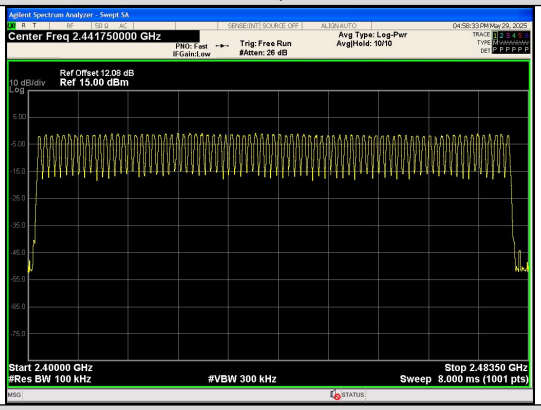

Hopping Plot
π/4DQPSK

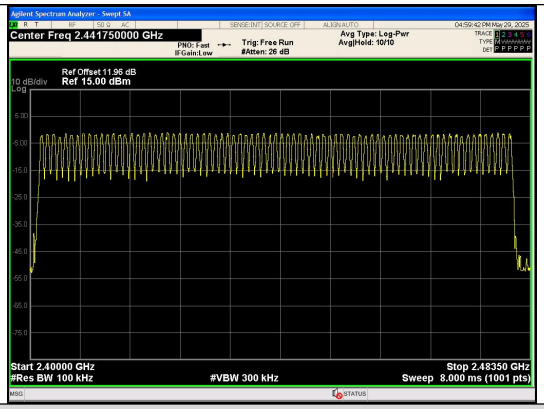

Hopping Plot
8DPSK

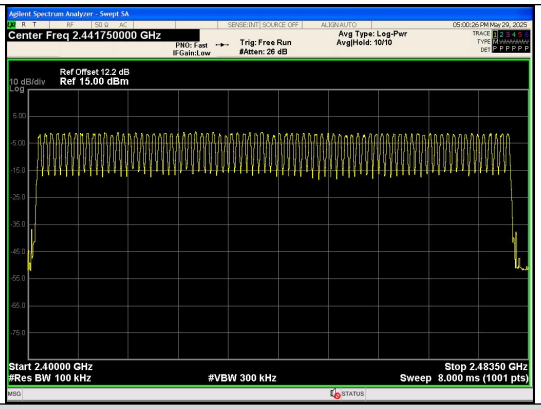

Hopping Plot
8DPSK

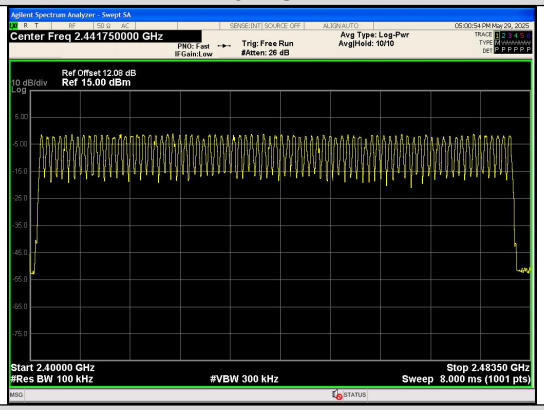

Hopping Plot
8DPSK

********** End of Report **********