Appendix A: Test Results of NII device

Table of Contents **Page**

APPENDIX A.1 TEST RESULTS OF CONDUCTED EMISSION ON AC MAINS 2
APPENDIX A.2 TEST RESULTS OF RADIATED SPURIOUS EMISSION 3
APPENDIX A.3 TEST RESULTS OF CONDUCTED SPURIOUS EMISSIONS AND BAND EDGE 12
APPENDIX A.4 TEST RESULTS OF FREQUENCY STABILITY 39
APPENDIX A.5 TEST RESULTS OF CONDUCTED POWER SPECTRAL DENSITY 45
APPENDIX A.6 TEST RESULTS OF 6DB & 26DB & 99% BANDWIDTH 81
APPENDIX A.7 TEST RESULTS OF MAXIMUM CONDUCTED OUTPUT POWER 122

Appendix A.1 Test Results of Conducted Emission on AC Mains

Note: All modes have been tested, and the report only reflects the worst mode.

Test Mode：	Working	Test Voltage ：	AC 110V/60Hz

L

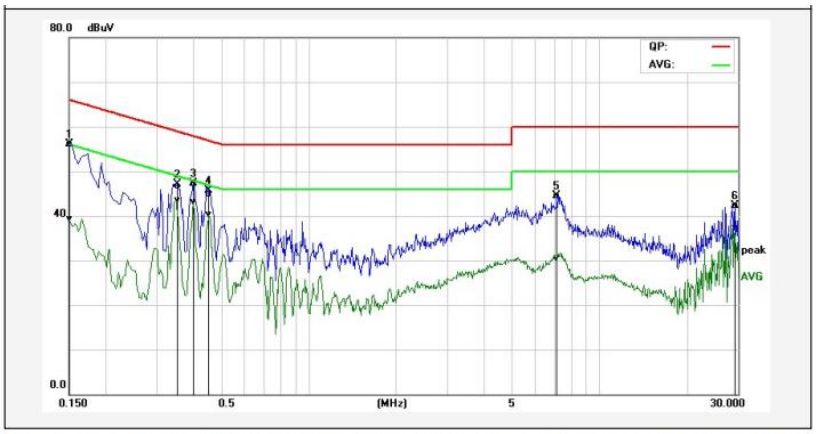

No.	Frequency (MHz)	QuasiPeak reading (dBuV)	Average reading (dBuV)	Correction factor (dB)	QuasiPeak result (dBuV)	Average result (dBuV)	QuasiPeak limit (dBuV)	Average limit (dBuV)	QuasiPeak margin (dB)	Average margin (dB)	Remark
1P	0.1500	46.57	29.75	9.54	56.11	39.29	65.99	56.00	-9.88	-16.71	Pass
2P	0.3500	37.28	33.89	9.52	46.80	43.41	58.96	48.96	-12.16	-5.55	Pass
3*	0.4020	37.78	33.55	9.52	47.30	43.07	57.81	47.81	-10.51	-4.74	Pass
4P	0.4540	35.35	30.77	9.52	44.87	40.29	56.80	46.80	-11.93	-6.51	Pass
5P	7.1540	35.51	21.34	9.07	44.58	30.41	60.00	50.00	-15.42	-19.59	Pass
6P	29.2340	32.21	27.21	10.05	42.26	37.26	60.00	50.00	-17.74	-12.74	Pass

N

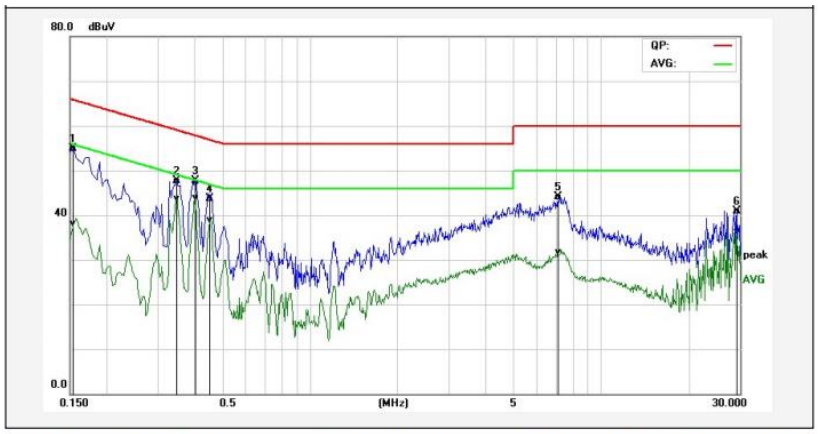

No.	Frequency (MHz)	QuasiPeak reading (dBuV)	Average reading (dBuV)	Correction factor (dB)	QuasiPeak result (dBuV)	Average result (dBuV)	QuasiPeak limit (dBuV)	Average limit (dBuV)	QuasiPeak margin (dB)	Average margin (dB)	Remark
1P	0.1539	45.56	28.59	9.44	55.00	38.03	65.78	55.79	-10.78	-17.76	Pass
2P	0.3500	38.28	34.34	9.42	47.70	43.76	58.96	48.96	-11.26	-5.20	Pass
3*	0.4020	37.87	34.42	9.42	47.29	43.84	57.81	47.81	-10.52	-3.97	Pass
4P	0.4580	34.34	29.45	9.42	43.76	38.87	56.73	46.73	-12.97	-7.86	Pass
5P	7.1180	35.03	22.56	9.06	44.09	31.62	60.00	50.00	-15.91	-18.38	Pass
6P	29.2340	31.51	26.93	9.47	40.98	36.40	60.00	50.00	-19.02	-13.60	Pass

Correction Factor = insertion loss of LISN + cable loss;
Reading = Reading Amplitude in the instrument;
Result = Correction Factor + Reading;
Margin = Result – Limit.

Appendix A.2 Test Results of Radiated Spurious Emission

Note: Testing was carried out within frequency range 9kHz to the tenth harmonics. The measurement results below 30MHz and 18GHz - 40GHz were greater than 20dB below the limit, so only the radiated spurious emissions from 30MHz to 18GHz were reported.
All the data rate and configurations have been tested and only the worst case mode (ac(VHT20)) reported.

Below 1G:

Test Mode：	Working	Test Voltage ：	AC 110V 60Hz

Horizontal

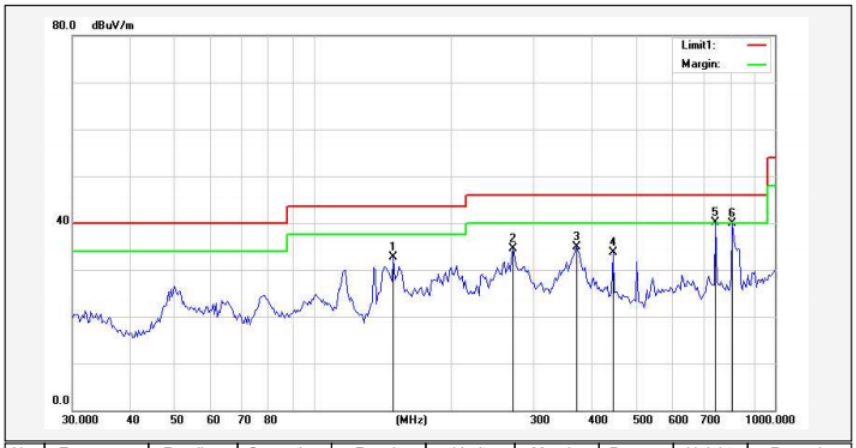

No.	Frequency (MHz)	Reading (dBuV)	Correction factor(dB/m)	Result (dBuV/m)	Limit (dBuV/m)	Margin (dB)	Degree (deg.)	Height (cm)	Remark
1	148.9175	44.14	-11.50	32.64	43.50	-10.86			QP
2	270.6161	46.55	-12.12	34.43	46.00	-11.57			QP
3	371.2680	44.05	-9.06	34.99	46.00	-11.01			QP
4	445.6931	40.67	-7.01	33.66	46.00	-12.34			QP
5*	744.4265	41.05	-0.99	40.06	46.00	-5.94			QP
6	809.9238	40.54	-0.59	39.95	46.00	-6.05			QP

Vertical

No.	Frequency (MHz)	Reading (dBuV)	Correction factor(dB/m)	Result (dBuV/m)	Limit (dBuV/m)	Margin (dB)	Degree (deg.)	Height (cm)	Remark
1*	50.3620	47.27	-11.08	36.19	40.00	-3.81			QP
2!	82.3826	51.45	-16.57	34.88	40.00	-5.12			QP
3	148.9175	48.93	-11.50	37.43	43.50	-6.07			QP
4	272.5246	45.63	-12.07	33.56	46.00	-12.44			QP
5	368.6681	41.32	-9.17	32.15	46.00	-13.85			QP
6	833.0126	36.82	-0.44	36.38	46.00	-9.62			QP

Correction Factor = antenna factor + cable loss – amplifier gain;
Reading = Reading Amplitude in the instrument;
Result = Correction Factor + Reading;
Margin = Result – Limit

Above 1GHz:

Note: All modes and antenna have been tested, and the report only reflects the worst mode(802.11 be (EHT20) MIMO).

Testing was carried out within frequency range 9kHz to the tenth harmonics. The measurement results below 30MHz and 18GHz - 26.5GHz were greater than 20dB below the limit, so only the radiated spurious emissions from 30MHz to 18GHz were reported.

Band I:

802.11 be (EHT20)-Low Horizontal

No.	Frequency (MHz)	Reading (dBuV)	Correct Factor(dB/m)	Result (dBuV/m)	Limit (dBuV/m)	Margin (dB)	Remark
1	6984	60.12	-8.76	51.36	68.2	-16.84	peak
2	10010	57.64	-4.79	52.85	68.2	-15.35	peak
3	10554	58.03	-2.97	55.06	68.2	-13.14	peak
4	11370	57.53	-1.94	55.59	68.2	-12.61	peak
5	12458	58.67	-1.59	57.08	68.2	-11.12	peak
6	13070	57.43	-0.16	57.27	68.2	-10.93	peak

802.11 be (EHT20)-Low Vertical

No.	Frequency (MHz)	Reading (dBuV)	Correct Factor(dB/m)	Result (dBuV/m)	Limit (dBuV/m)	Margin (dB)	Remark
1	6202	59.43	-9.91	49.52	68.2	-18.68	peak
2	8276	58.23	-7.36	50.87	68.2	-17.33	peak
3	10384	55.72	-4.2	51.52	68.2	-16.68	peak
4	11404	52.97	-1.87	51.1	68.2	-17.1	peak
5	12730	53.22	-0.78	52.44	68.2	-15.76	peak
6	13104	52.89	-0.02	52.87	68.2	-15.33	peak

802.11 be (EHT20)-Middle Horizontal

No.	Frequency (MHz)	Reading (dBuV)	Correct Factor(dB/m)	Result (dBuV/m)	Limit (dBuV/m)	Margin (dB)	Remark
1	8378	54.8	-7.1	47.7	68.2	-20.5	peak
2	10418	54.57	-4.09	50.48	68.2	-17.72	peak
3	11132	52.82	-2.48	50.34	68.2	-17.86	peak
4	11438	52.32	-2.04	50.28	68.2	-17.92	peak
5	11914	52.39	-2.32	50.07	68.2	-18.13	peak
6	12424	53.89	-1.81	52.08	68.2	-16.12	peak

802.11 be (EHT20)-Middle Vertical

No.	Frequency (MHz)	Reading (dBuV)	Correct Factor(dB/m)	Result (dBuV/m)	Limit (dBuV/m)	Margin (dB)	Remark
1	6236	61.62	-9.95	51.67	68.2	-16.53	peak
2	8310	56.71	-7.28	49.43	68.2	-18.77	peak
3	10418	56.5	-4.09	52.41	68.2	-15.79	peak
4	12424	53.45	-1.81	51.64	68.2	-16.56	peak
5	13070	52.79	-0.16	52.63	68.2	-15.57	peak
6	13784	52.16	1.8	53.96	68.2	-14.24	peak

802.11 be (EHT20)-High Horizontal

No.	Frequency	Reading	Correct	Result	Limit	Margin	Remark
	(MHz)	(dBuV)	Factor(dB/m)	(dBuV/m)	(dBuV/m)	(dB)	
1	8378	54.82	-7.1	47.72	68.2	-20.48	peak
2	10554	53.47	-2.97	50.5	68.2	-17.7	peak
3	11132	53.19	-2.48	50.71	68.2	-17.49	peak
4	12458	53.95	-1.59	52.36	68.2	-15.84	peak
5	13716	51.94	1.55	53.49	68.2	-14.71	peak
6	14158	51.22	3.02	54.24	68.2	-13.96	peak

802.11 be (EHT20)-High Vertical

No.	Frequency	Reading	Correct	Result	Limit	Margin	Remark
	(MHz)	(dBuV)	Factor(dB/m)	(dBuV/m)	(dBuV/m)	(dB)	
1	6270	61.23	-9.94	51.29	68.2	-16.91	peak
2	8378	56.62	-7.1	49.52	68.2	-18.68	peak
3	11404	52.54	-1.87	50.67	68.2	-17.53	peak
4	12424	53.65	-1.81	51.84	68.2	-16.36	peak
5	13104	52.07	-0.02	52.05	68.2	-16.15	peak
6	13750	52.22	1.67	53.89	68.2	-14.31	peak

Band II:

Note: All modes and antenna have been tested, and the report only reflects the worst mode (802.11 be (EHT20) MIMO).

Testing was carried out within frequency range 9kHz to the tenth harmonics. The measurement results below 30MHz and 18GHz - 26.5GHz were greater than 20dB below the limit, so only the radiated spurious emissions from 30MHz to 18GHz were reported.

802.11 be (EHT20)-Low Horizontal

No.	Frequency (MHz)	Reading (dBuV)	Correct Factor(dB/m)	Result (dBuV/m)	Limit (dBuV/m)	Margin (dB)	Remark
1	6304	61.69	-9.91	51.78	68.2	-16.42	peak
2	9636	56.47	-7.16	49.31	68.2	-18.89	peak
3	11404	53.07	-1.87	51.2	68.2	-17	peak
4	12730	52.92	-0.78	52.14	68.2	-16.06	peak
5	13716	52.82	1.55	54.37	68.2	-13.83	peak
6	14260	51.68	3.53	55.21	68.2	-12.99	peak

802.11 be (EHT20)-Low Vertical

No.	Frequency (MHz)	Reading (dBuV)	Correct Factor(dB/m)	Result (dBuV/m)	Limit (dBuV/m)	Margin (dB)	Remark
1	6304	60.99	-9.91	51.08	68.2	-17.12	peak
2	10112	53.62	-4.19	49.43	68.2	-18.77	peak
3	11370	52.85	-1.94	50.91	68.2	-17.29	peak
4	12458	54.36	-1.59	52.77	68.2	-15.43	peak
5	13070	53.08	-0.16	52.92	68.2	-15.28	peak
6	13784	52.49	1.8	54.29	68.2	-13.91	peak

802.11 be (EHT20)-Middle Horizontal

No.	Frequency (MHz)	Reading (dBuV)	Correct Factor(dB/m)	Result (dBuV/m)	Limit (dBuV/m)	Margin (dB)	Remark
1	10588	53.85	-2.7	51.15	68.2	-17.05	peak
2	11404	52.85	-1.87	50.98	68.2	-17.22	peak
3	12492	53.54	-1.38	52.16	68.2	-16.04	peak
4	13070	52.47	-0.16	52.31	68.2	-15.89	peak
5	13784	52.11	1.8	53.91	68.2	-14.29	peak
6	14328	51.88	3.3	55.18	68.2	-13.02	peak

802.11 be (EHT20)-Middle Vertical

No.	Frequency (MHz)	Reading (dBuV)	Correct Factor(dB/m)	Result (dBuV/m)	Limit (dBuV/m)	Margin (dB)	Remark
1	6338	62.65	-9.95	52.7	68.2	-15.5	peak
2	8480	56.95	-7.61	49.34	68.2	-18.86	peak
3	10962	52.71	-2.91	49.8	68.2	-18.4	peak
4	12424	54.37	-1.81	52.56	68.2	-15.64	peak
5	13648	52.8	1.24	54.04	68.2	-14.16	peak
6	14226	51.2	3.63	54.83	68.2	-13.37	peak

802.11 be (EHT20)-High Horizontal

No.	Frequency	Reading	Correct	Result	Limit	Margin	Remark
	(MHz)	(dBuV)	Factor(dB/m)	(dBuV/m)	(dBuV/m)	(dB)	
1	9772	53.52	-6.07	47.45	68.2	-20.75	peak
2	10452	53.48	-3.8	49.68	68.2	-18.52	peak
3	11438	53.54	-2.04	51.5	68.2	-16.7	peak
4	12730	53.04	-0.78	52.26	68.2	-15.94	peak
5	13716	52.51	1.55	54.06	68.2	-14.14	peak
6	14294	52.14	3.41	55.55	68.2	-12.65	peak

802.11 be (EHT20)-High Vertical

No.	Frequency	Reading	Correct	Result	Limit	Margin	Remark
	(MHz)	(dBuV)	Factor(dB/m)	(dBuV/m)	(dBuV/m)	(dB)	
1	6372	66	-9.94	56.06	68.2	-12.14	peak
2	8514	56.87	-7.85	49.02	68.2	-19.18	peak
3	10418	53.99	-4.09	49.9	68.2	-18.3	peak
4	11132	53.66	-2.48	51.18	68.2	-17.02	peak
5	12492	53.45	-1.38	52.07	68.2	-16.13	peak
6	13750	52.02	1.67	53.69	68.2	-14.51	peak

Band IV:

Note: All modes and antenna have been tested, and the report only reflects the worst mode (802.11 be (EHT20) MIMO).

Testing was carried out within frequency range 9kHz to the tenth harmonics. The measurement results below 30MHz and 18GHz - 26.5GHz were greater than 20dB below the limit, so only the radiated spurious emissions from 30MHz to 18GHz were reported.

802.11 be (EHT20)-Low Horizontal

No.	Frequency (MHz)	Reading (dBuV)	Correct Factor(dB/m)	Result (dBuV/m)	Limit (dBuV/m)	Margin (dB)	Remark
1	7596	54.62	-7.26	47.36	68.2	-20.84	peak
2	10350	53	-4.13	48.87	68.2	-19.33	peak
3	10588	52.46	-2.7	49.76	68.2	-18.44	peak
4	11438	52.75	-2.04	50.71	68.2	-17.49	peak
5	12424	54.59	-1.81	52.78	68.2	-15.42	peak
6	13002	52.84	-0.43	52.41	68.2	-15.79	peak

802.11 be (EHT20)-Low Vertical

No.	Frequency (MHz)	Reading (dBuV)	Correct Factor(dB/m)	Result (dBuV/m)	Limit (dBuV/m)	Margin (dB)	Remark
1	9194	61.42	-8.01	53.41	68.2	-14.79	peak
2	9636	55.39	-7.16	48.23	68.2	-19.97	peak
3	10384	54.9	-4.2	50.7	68.2	-17.5	peak
4	11404	52.54	-1.87	50.67	68.2	-17.53	peak
5	12458	53.21	-1.59	51.62	68.2	-16.58	peak
6	12832	52.91	-0.81	52.1	68.2	-16.1	peak

802.11 be (EHT20)-Middle Horizontal

No.	Frequency (MHz)	Reading (dBuV)	Correct Factor(dB/m)	Result (dBuV/m)	Limit (dBuV/m)	Margin (dB)	Remark
1	10486	53.2	-3.53	49.67	68.2	-18.53	peak
2	11234	52.41	-2.27	50.14	68.2	-18.06	peak
3	11472	52.71	-2.21	50.5	68.2	-17.7	peak
4	11778	53.28	-2.61	50.67	68.2	-17.53	peak
5	12424	54.04	-1.81	52.23	68.2	-15.97	peak
6	13036	52.66	-0.29	52.37	68.2	-15.83	peak

802.11 be (EHT20)-Middle Vertical

No.	Frequency (MHz)	Reading (dBuV)	Correct Factor(dB/m)	Result (dBuV/m)	Limit (dBuV/m)	Margin (dB)	Remark
1	10486	53.52	-3.53	49.99	68.2	-18.21	peak
2	11370	52.26	-1.94	50.32	68.2	-17.88	peak
3	12084	52.64	-2.26	50.38	68.2	-17.82	peak
4	12628	52.93	-0.7	52.23	68.2	-15.97	peak
5	13036	52.93	-0.29	52.64	68.2	-15.56	peak
6	13716	52.7	1.55	54.25	68.2	-13.95	peak

802.11 be (EHT20)-High Horizontal

No.	Frequency	Reading	Correct	Result	Limit	Margin	Remark
	(MHz)	(dBuV)	Factor(dB/m)	(dBuV/m)	(dBuV/m)	(dB)	
1	9330	56.48	-7.54	48.94	68.2	-19.26	peak
2	10588	53.36	-2.7	50.66	68.2	-17.54	peak
3	11438	53.25	-2.04	51.21	68.2	-16.99	peak
4	12118	52.48	-2.34	50.14	68.2	-18.06	peak
5	12458	54.16	-1.59	52.57	68.2	-15.63	peak
6	13070	52.79	-0.16	52.63	68.2	-15.57	peak

802.11 be (EHT20)-High Vertical

No.	Frequency	Reading	Correct	Result	Limit	Margin	Remark
	(MHz)	(dBuV)	Factor(dB/m)	(dBuV/m)	(dBuV/m)	(dB)	
1	9330	62.32	-7.54	54.78	68.2	-13.42	peak
2	10452	54.1	-3.8	50.3	68.2	-17.9	peak
3	11098	52.72	-2.54	50.18	68.2	-18.02	peak
4	12424	53.91	-1.81	52.1	68.2	-16.1	peak
5	13070	51.51	-0.16	51.35	68.2	-16.85	peak
6	13410	52.7	-0.19	52.51	68.2	-15.69	peak

Node:
1. Radiated emissions measured in frequency above 1GHz were made with an instrument using peak/average detector mode.
2. Average test would be performed if the peak result were greater than the average limit or as required by the applicant.
3. Margin (dB), result in dBuV/m – limit in dBuV/m.

Restricted band Requirements							
Band I							
Note: Since the distance of band IV exceeds 200 MHz and the distance limit is greater than 20 dB, only band I to band III data is reflected in this document All antennas and bandwidths are tested, and only the worst mode (802.11 be (EHT20) MIMO) is reported in the report.							
802.11 be (EHT20)-Low (worst mode)							
Horizontal							
No.	**Frequency**	**Reading**	**Correct**	**Result**	**Limit**	**Margin**	**Remark**
	(MHz)	**(dBuV)**	**Factor(dB/m)**	**(dBuV/m)**	**(dBuV/m)**	**(dB)**	
1	4990.56	66.36	-12.84	53.52	74	-20.48	peak
2	4990.56	51.47	-12.84	38.63	54	-15.37	AVG
3	5150	72.8	-12.61	60.19	74	-13.81	peak
4	5150	56.3	-12.61	43.69	54	-10.31	AVG
Vertical							
No.	**Frequency**	**Reading**	**Correct**	**Result**	**Limit**	**Margin**	**Remark**
	(MHz)	**(dBuV)**	**Factor(dB/m)**	**(dBuV/m)**	**(dBuV/m)**	**(dB)**	
1	5126.34	68.64	-12.53	56.11	74	-17.89	peak
2	5126.34	55.09	-12.53	42.56	54	-11.44	AVG
3	5150	76.87	-12.61	64.26	74	-9.74	peak
4	5150	61.15	-12.61	48.54	54	-5.46	AVG
802.11 be (EHT20)-High (worst mode)							
Horizontal							
No.	**Frequency**	**Reading**	**Correct**	**Result**	**Limit**	**Margin**	**Remark**
	(MHz)	**(dBuV)**	**Factor(dB/m)**	**(dBuV/m)**	**(dBuV/m)**	**(dB)**	
1	5350	54.68	-12.59	42.09	74	-31.91	peak
2	5350	45.15	-12.59	32.56	54	-21.44	AVG
3	5379.4	55.57	-12.54	43.03	74	-30.97	peak
4	5379.4	45.7	-12.54	33.16	54	-20.84	AVG
Vertical							
No.	**Frequency**	**Reading**	**Correct**	**Result**	**Limit**	**Margin**	**Remark**
	(MHz)	**(dBuV)**	**Factor(dB/m)**	**(dBuV/m)**	**(dBuV/m)**	**(dB)**	
1	5350	60.28	-12.59	47.69	74	-26.31	peak
2	5350	45.13	-12.59	32.54	54	-21.46	AVG
3	5424.12	67.37	-12.44	54.93	74	-19.07	peak
4	5424.12	50.98	-12.44	38.54	54	-15.46	AVG

Correction Factor = antenna factor + cable loss – amplifier gain;
Reading = Reading Amplitude in the instrument;
Result = Correction Factor + Reading;
Margin = Result – Limit

Band II

Note: Since the distance of band IV exceeds 200 MHz and the distance limit is greater than 20 dB, only band I to band III data is reflected in this document All antennas and bandwidths are tested, and only the worst mode (802.11 be (EHT20) MIMO) is reported in the report.

802.11 be (EHT20)-Low (worst mode)

Horizontal

No.	Frequency (MHz)	Reading (dBuV)	Correct Factor(dB/m)	Result (dBuV/m)	Limit (dBuV/m)	Margin (dB)	Remark
1	5075.64	59.86	-12.51	47.35	74	-26.65	peak
2	5075.64	48.93	-12.51	36.42	54	-17.58	AVG
3	5150	53.91	-12.61	41.3	74	-32.7	peak
4	5150	42.29	-12.61	29.68	54	-24.32	AVG

Vertical

No.	Frequency (MHz)	Reading (dBuV)	Correct Factor(dB/m)	Result (dBuV/m)	Limit (dBuV/m)	Margin (dB)	Remark
1	5064.16	68.62	-12.55	56.07	74	-17.93	peak
2	5064.16	58.87	-12.55	46.32	54	-7.68	AVG
3	5150	56.59	-12.61	43.98	74	-30.02	peak
4	5150	46.53	-12.61	33.92	54	-20.08	AVG

802.11 be (EHT20)-High (worst mode)

Horizontal

No.	Frequency (MHz)	Reading (dBuV)	Correct Factor(dB/m)	Result (dBuV/m)	Limit (dBuV/m)	Margin (dB)	Remark
1	5350	54.9	-12.59	42.31	74	-31.69	peak
2	5350	43.95	-12.59	31.36	54	-22.64	AVG
3	5399.88	55.83	-12.51	43.32	74	-30.68	peak
4	5399.88	44.13	-12.51	31.62	54	-22.38	AVG

Vertical

No.	Frequency (MHz)	Reading (dBuV)	Correct Factor(dB/m)	Result (dBuV/m)	Limit (dBuV/m)	Margin (dB)	Remark
1	5350	63.05	-12.59	50.46	74	-23.54	peak
2	5350	52.98	-12.59	40.39	54	-13.61	AVG
3	5386.56	64.24	-12.53	51.71	74	-22.29	peak
4	5386.56	53.28	-12.53	40.75	54	-13.25	AVG

Correction Factor = antenna factor + cable loss – amplifier gain;
Reading = Reading Amplitude in the instrument;
Result = Correction Factor + Reading;
Margin = Result – Limit

Appendix A.3 Test Results of Conducted Spurious Emissions and Band Edge

All the data rate and antenna configurations have been tested and only the worst-case mode SISO antenna 1 reported.

Conducted Spurious Emissions

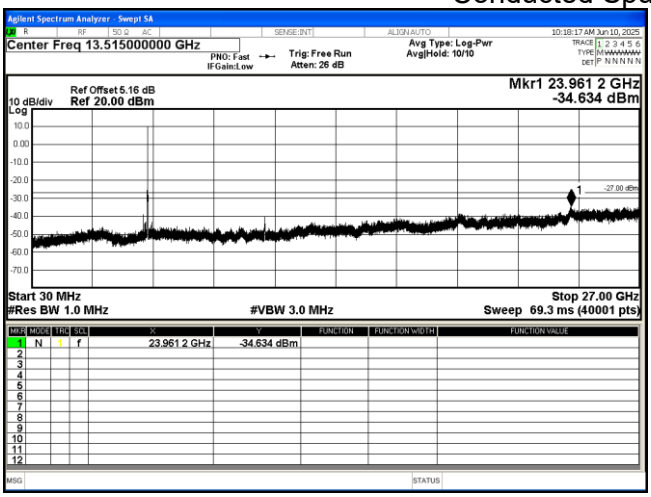

802.11a 5180MHz

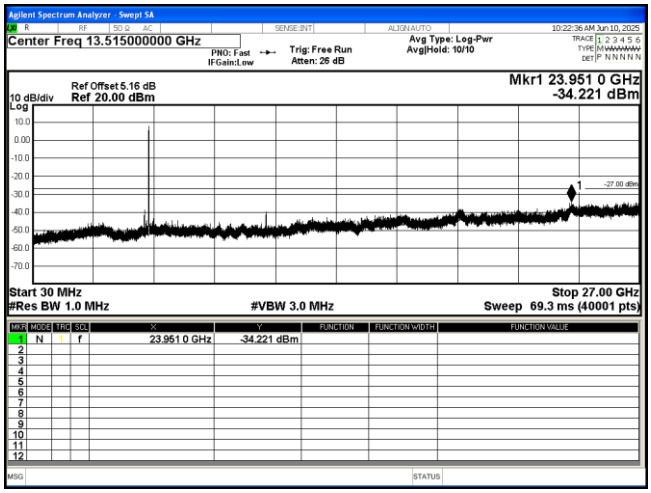

802.11a 5200MHz

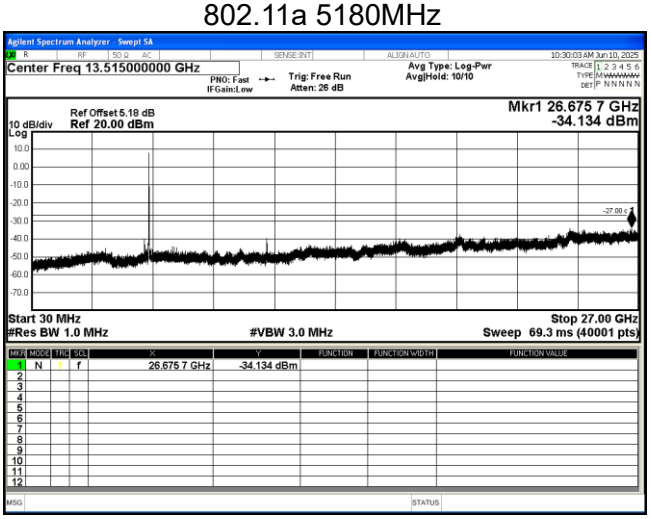

802.11a 5240MHz

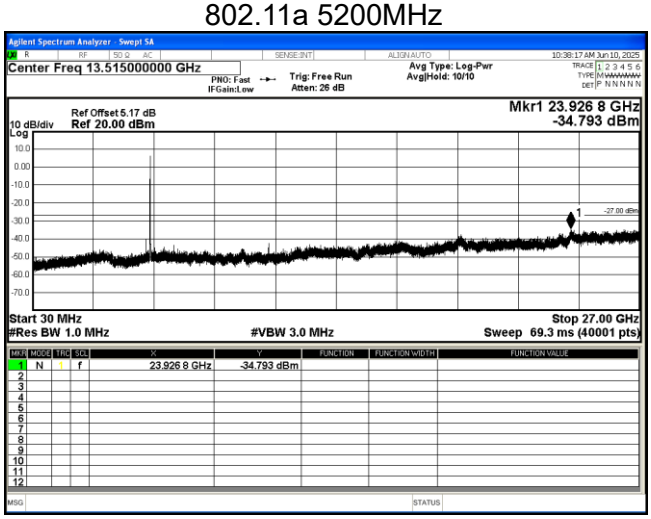

802.11a 5260MHz

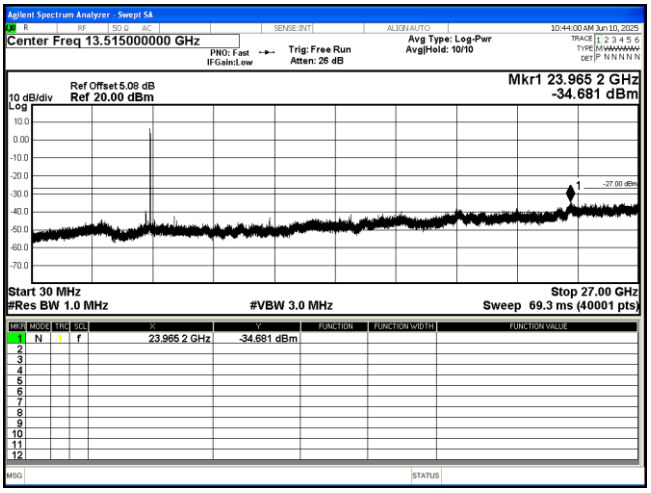

802.11a 5300MHz

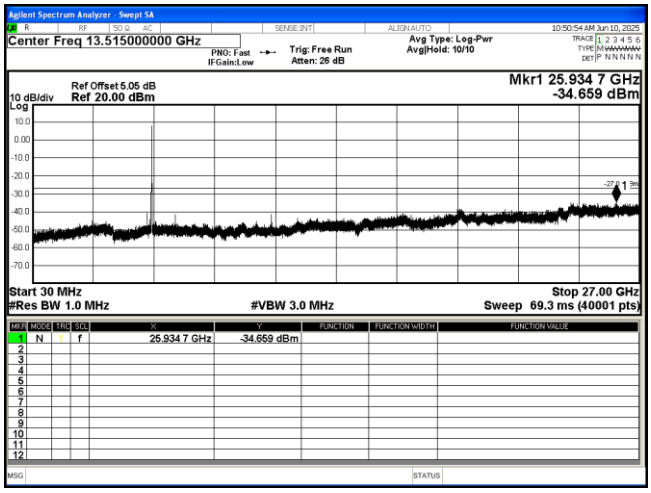

802.11a 5320MHz

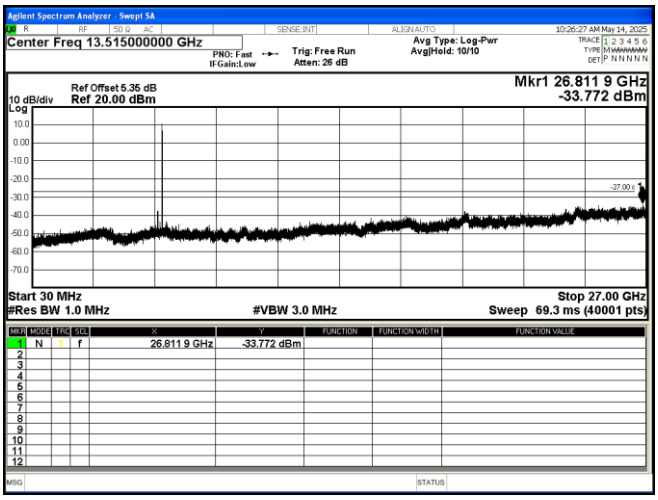

802.11a 5745MHz

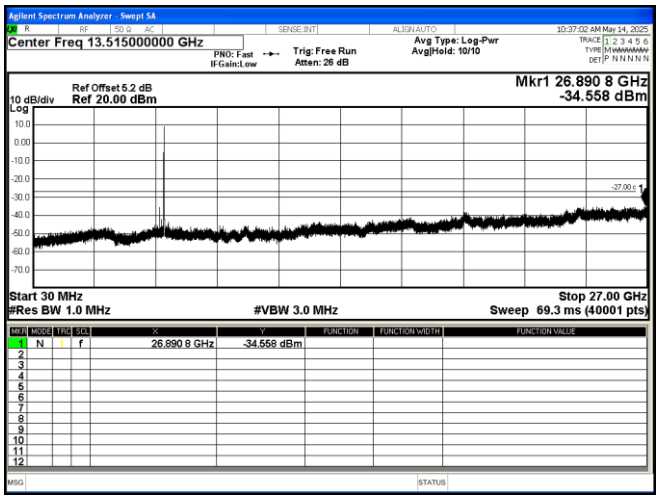

802.11a 5785MHz

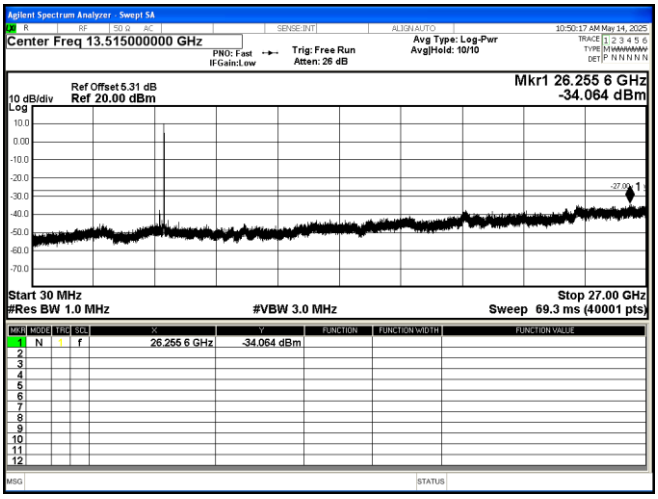

802.11a 5825MHz

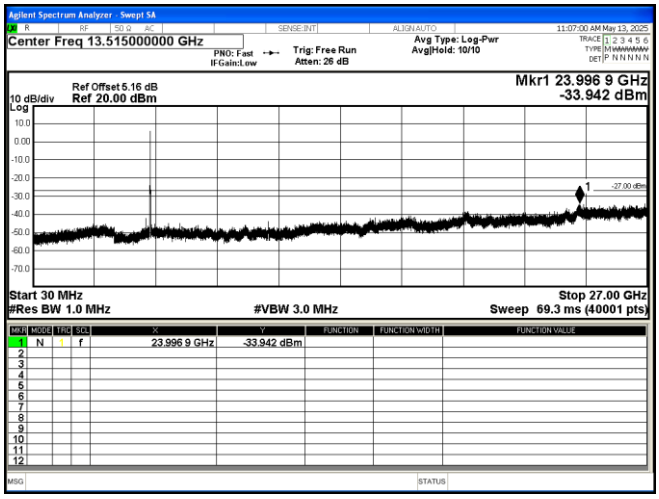

802.11 n20 5180MHz

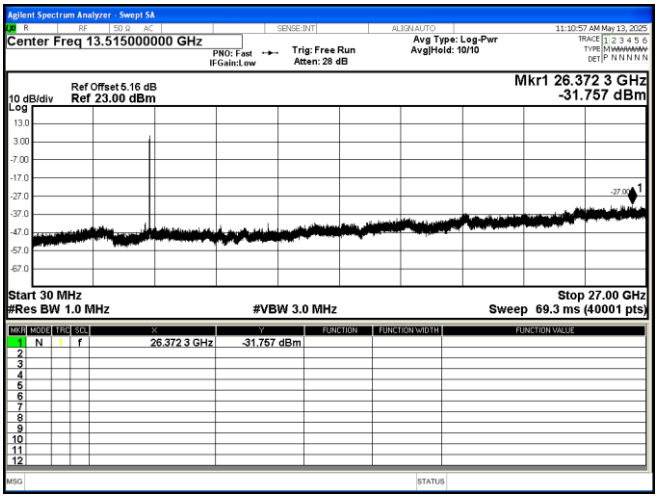

802.11 n20 5200MHz

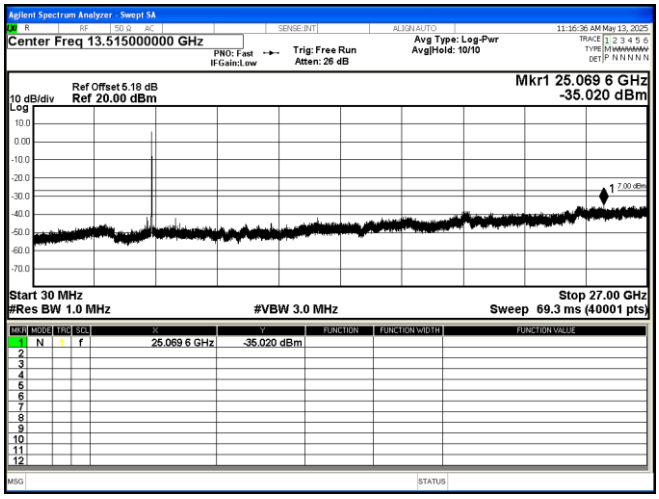

802.11 n20 5240MHz

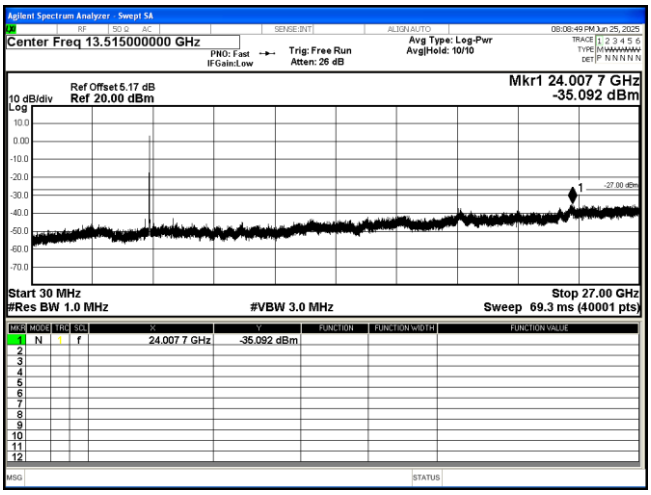

802.11 n20 5260MHz

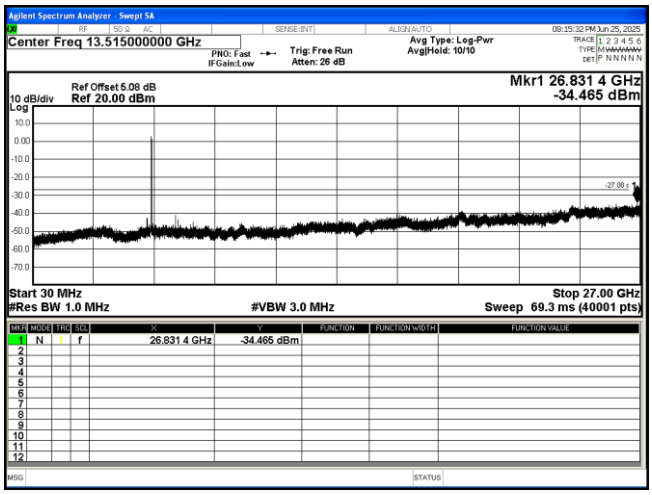

802.11 n20 5300MHz

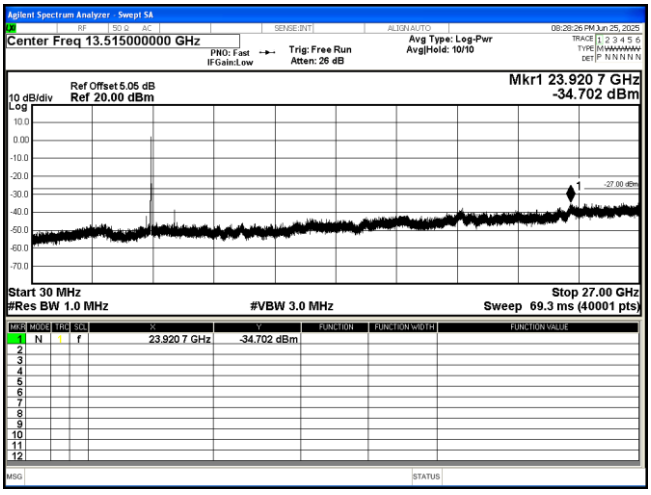

802.11 n20 5320MHz

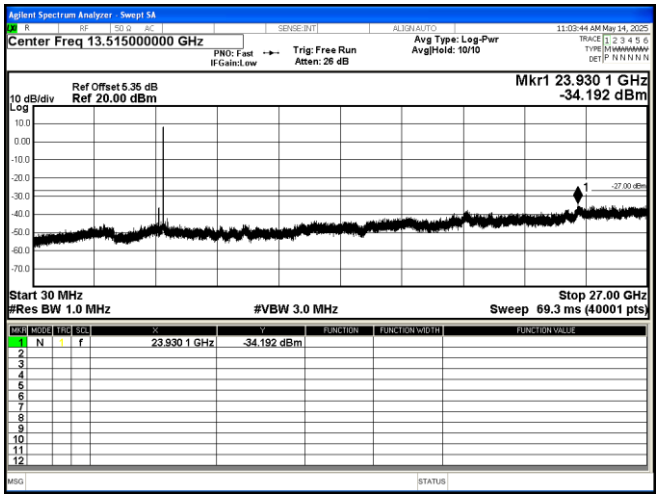

802.11 n20 5745MHz

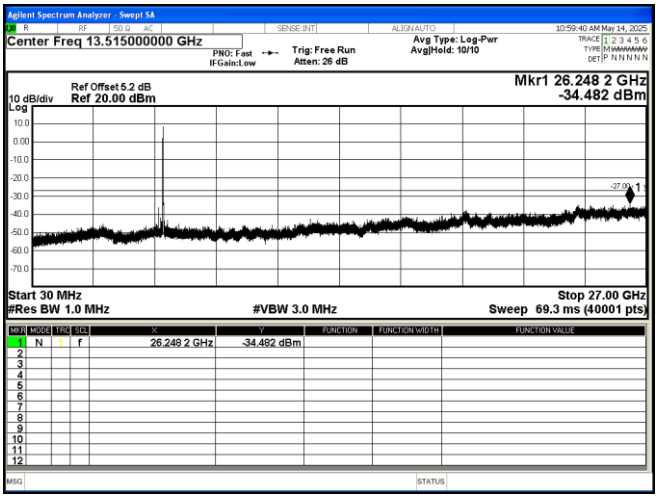

802.11 n20 5785MHz

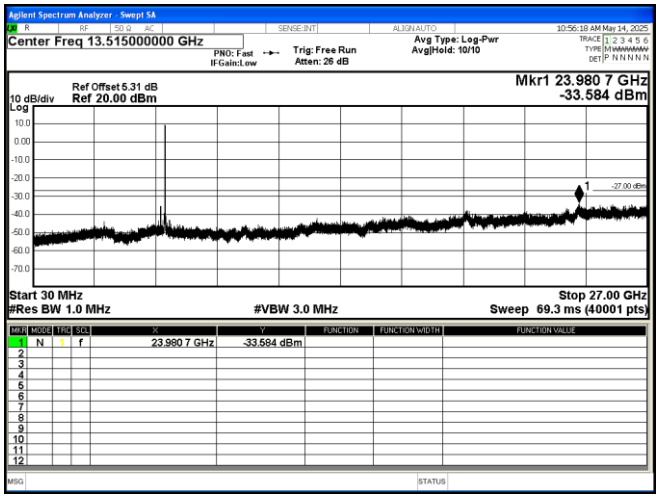

802.11 n20 5825MHz

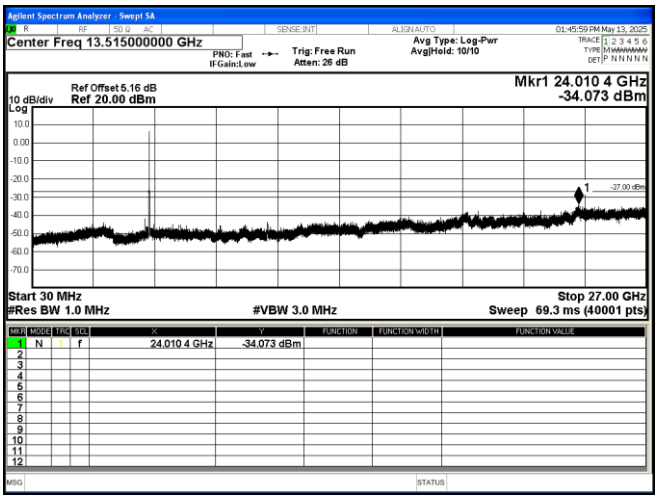

802.11 ac20 5180MHz

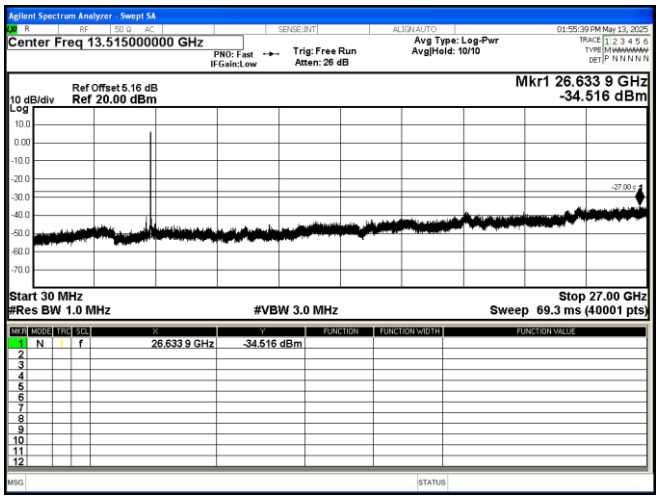

802.11 ac20 5200MHz

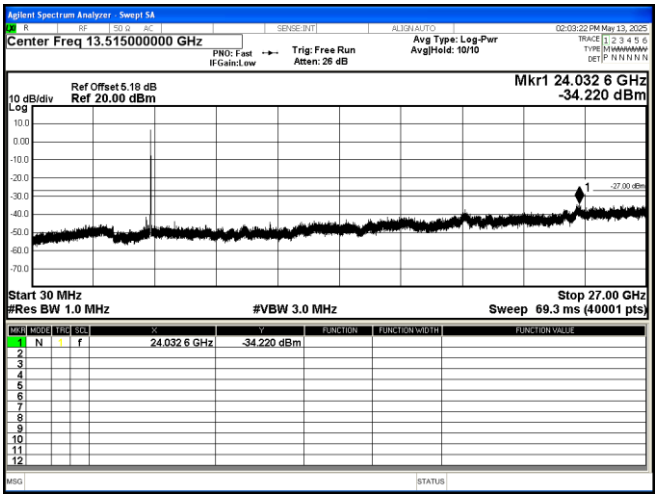

802.11 ac20 5240MHz

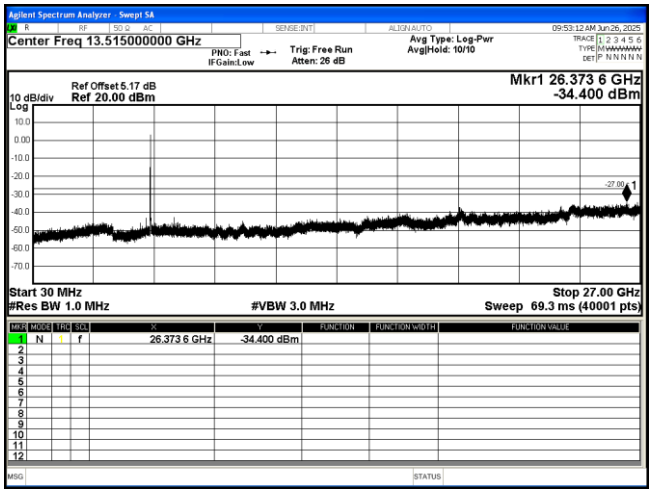

802.11 ac20 5260MHz

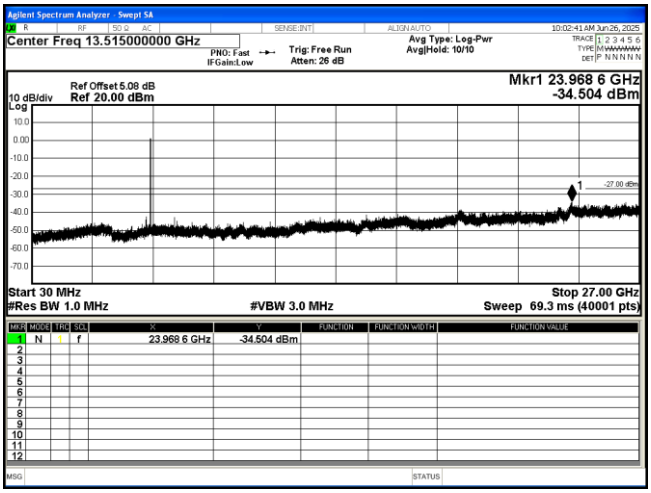

802.11 ac20 5300MHz

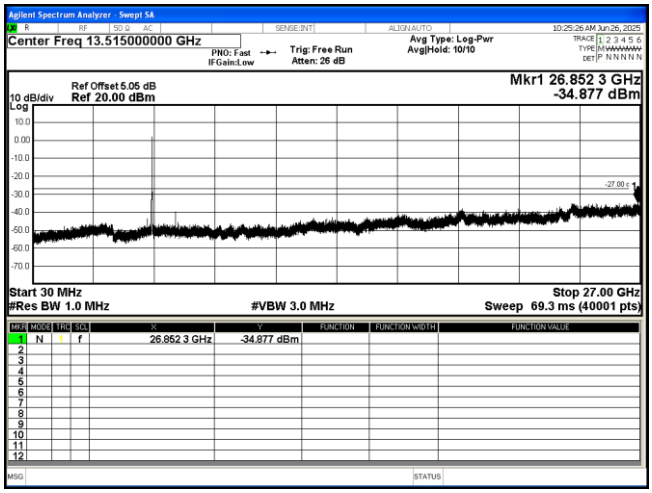

802.11 ac20 5320MHz

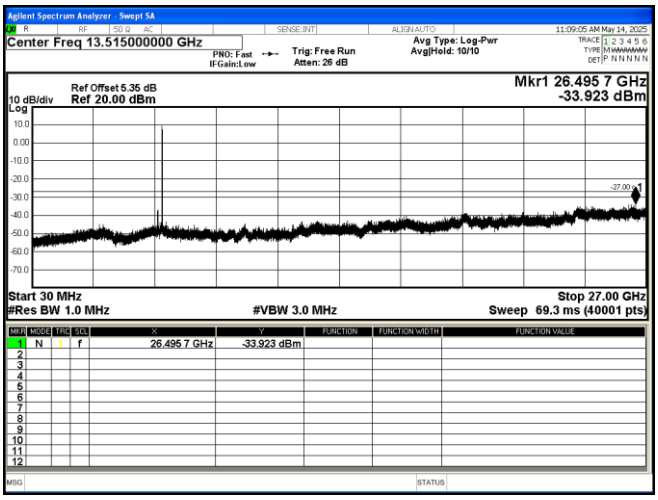

802.11 ac20 5745MHz

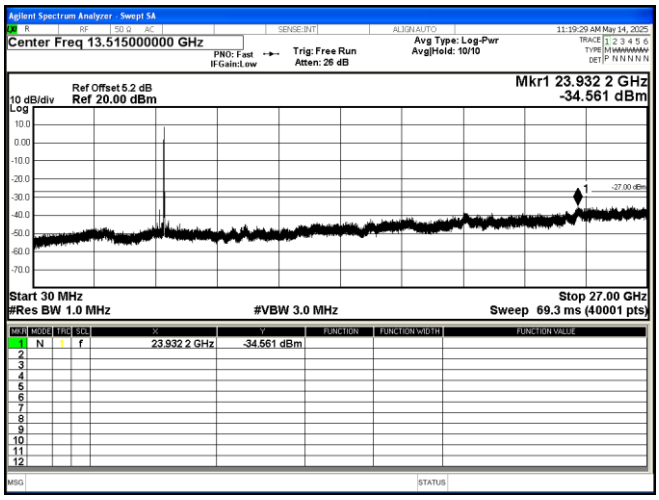

802.11 ac20 5785MHz

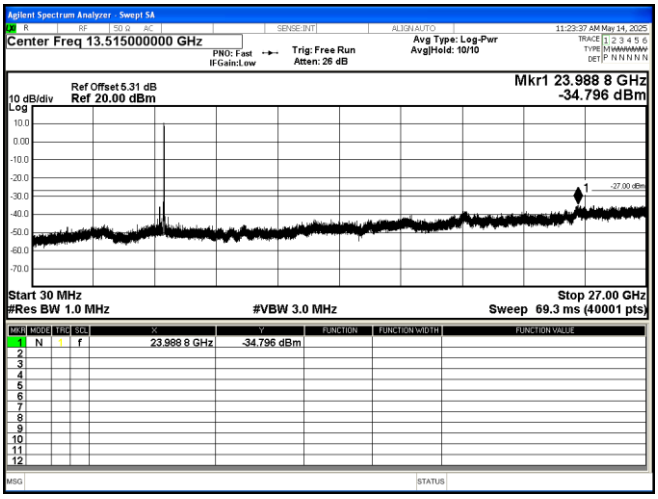

802.11 ac20 5825MHz

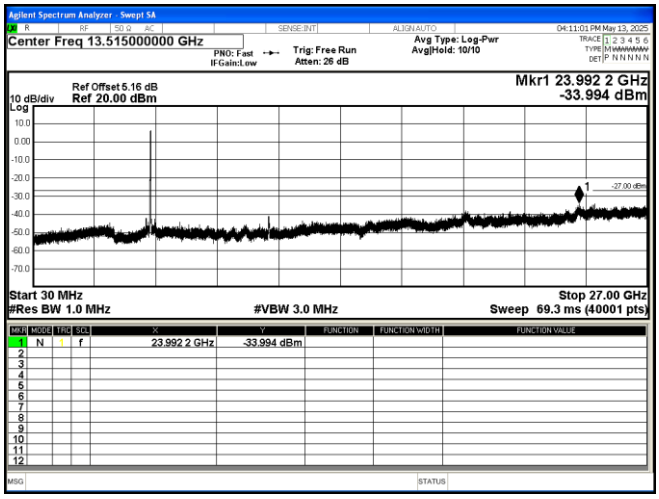

802.11 n40 5190MHz

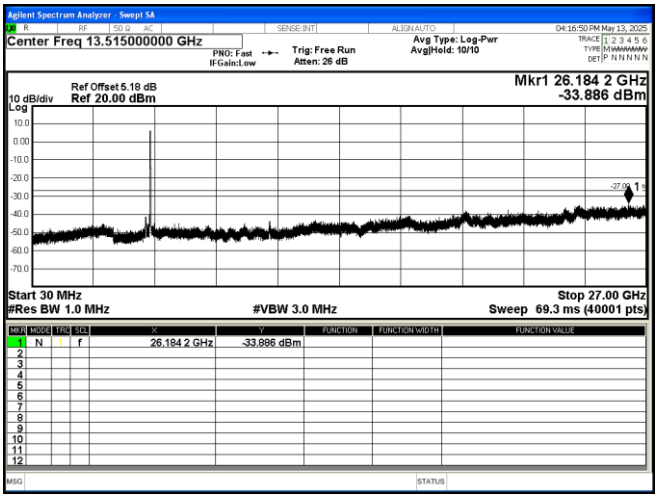

802.11 n40 5230MHz

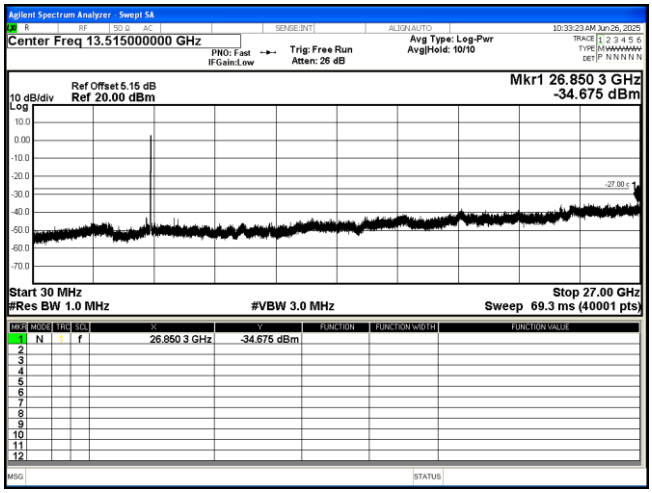

802.11 n40 5270MHz

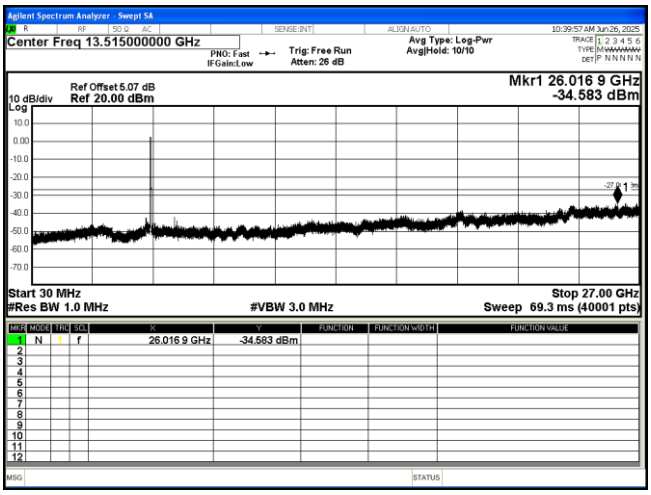

802.11 n40 5310MHz

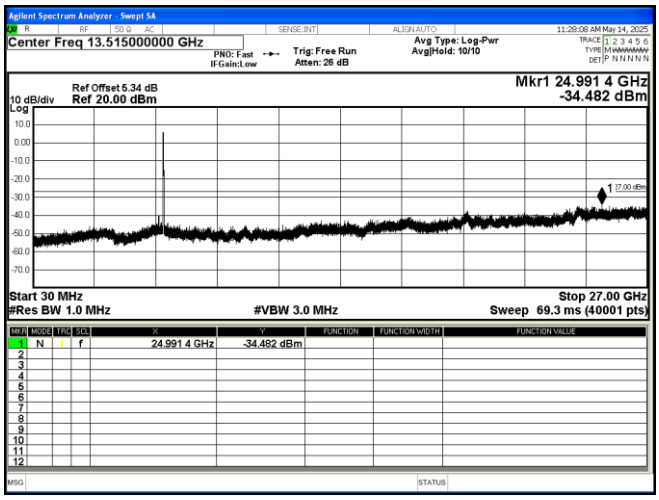

802.11 n40 5755MHz

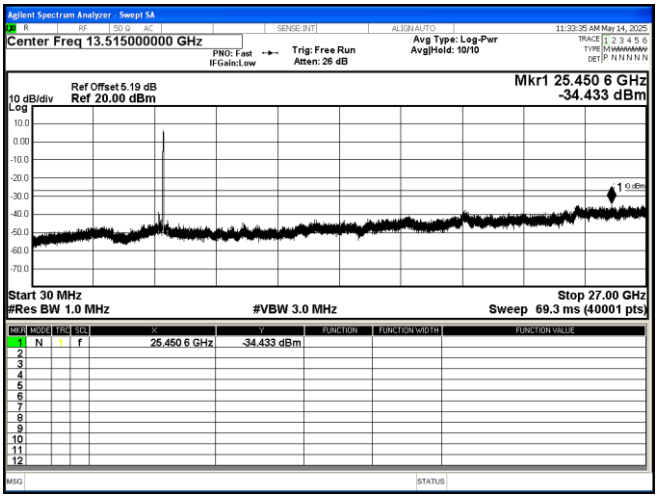

802.11 n40 5795MHz

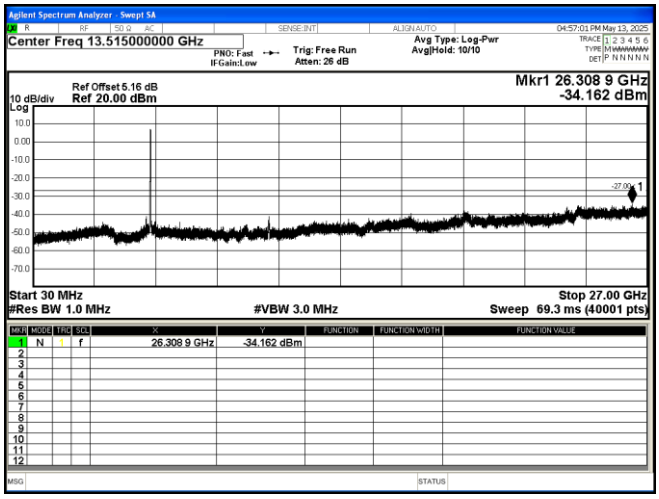

802.11 ac40 5190MHz

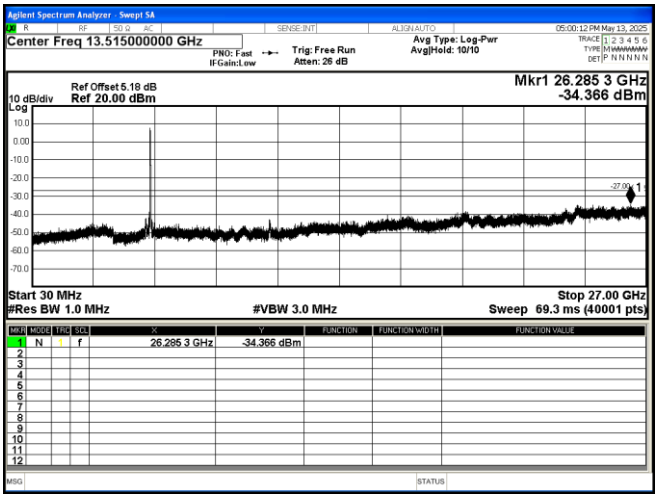

802.11 ac40 5230MHz

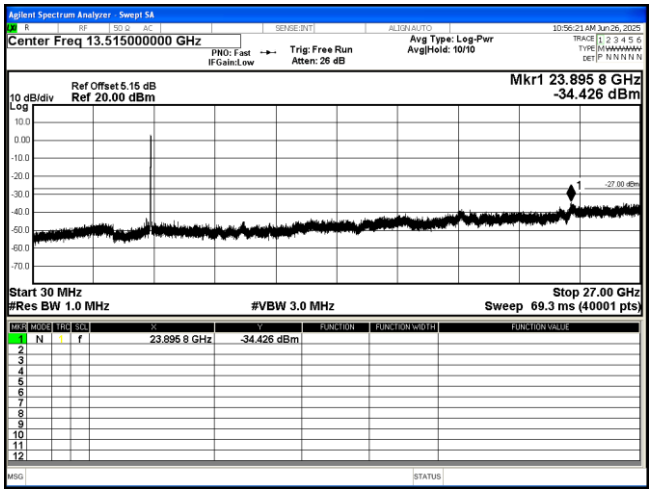

802.11 ac40 5270MHz

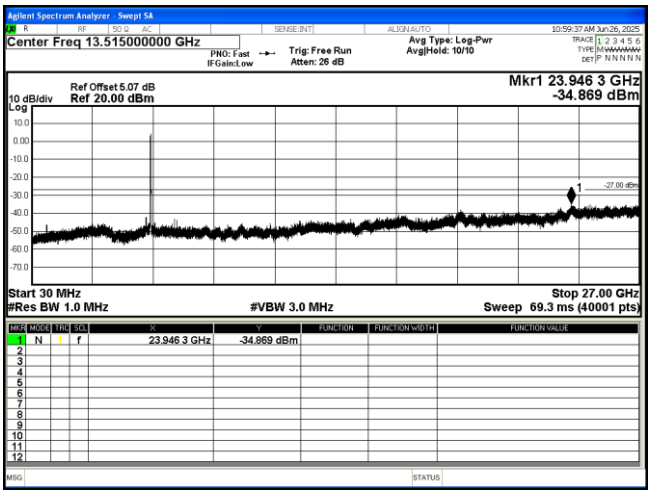

802.11 ac40 5310MHz

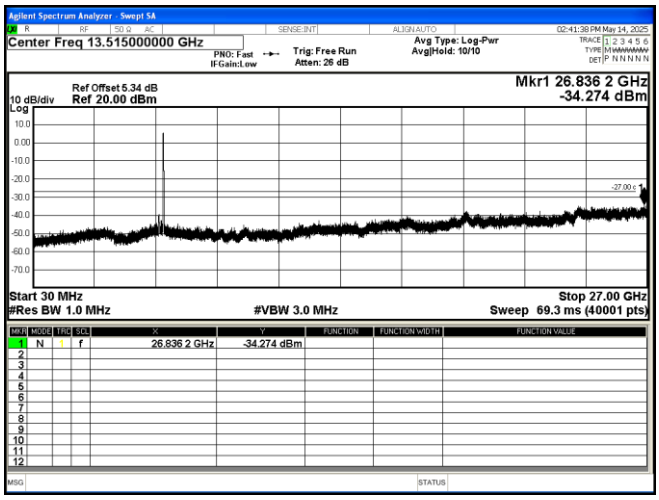

802.11 ac40 5755MHz

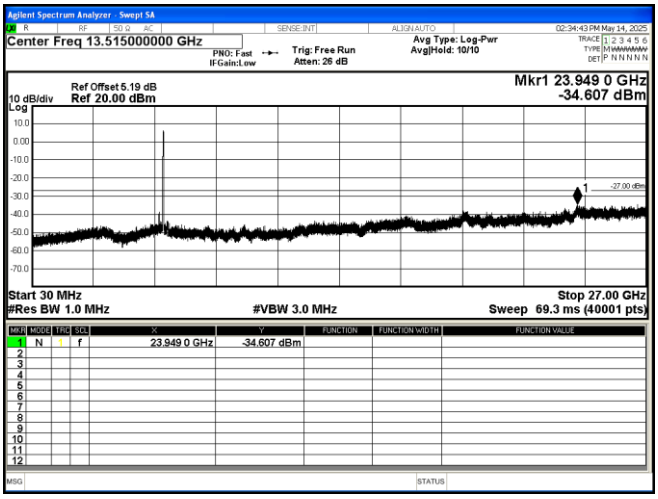

802.11 ac40 5795MHz

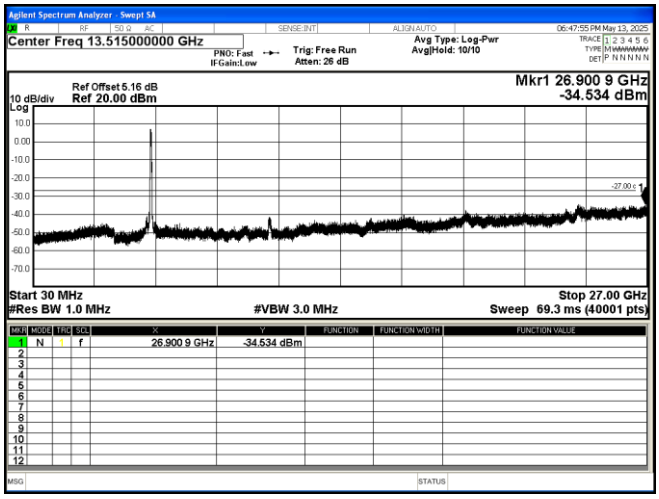

802.11 ac80 5210MHz

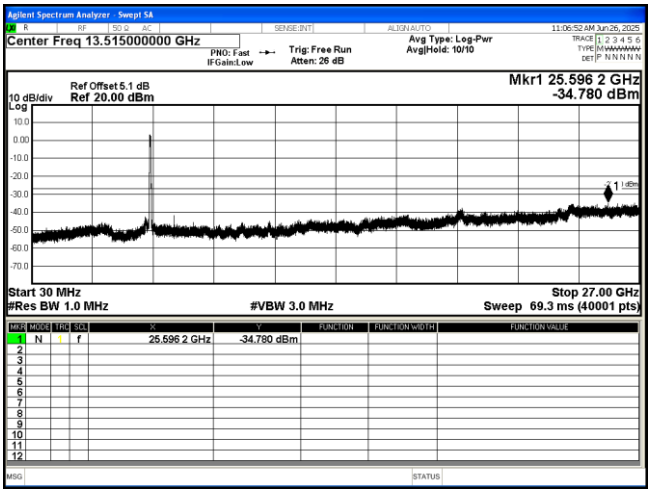

802.11 ac80 5290MHz

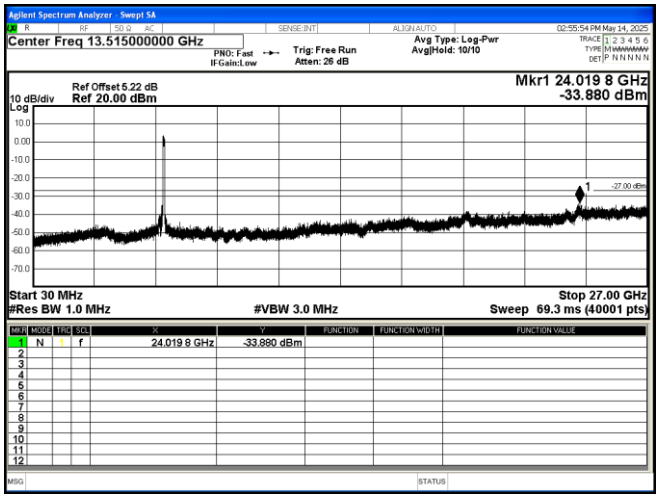

802.11 ac80 5775MHz

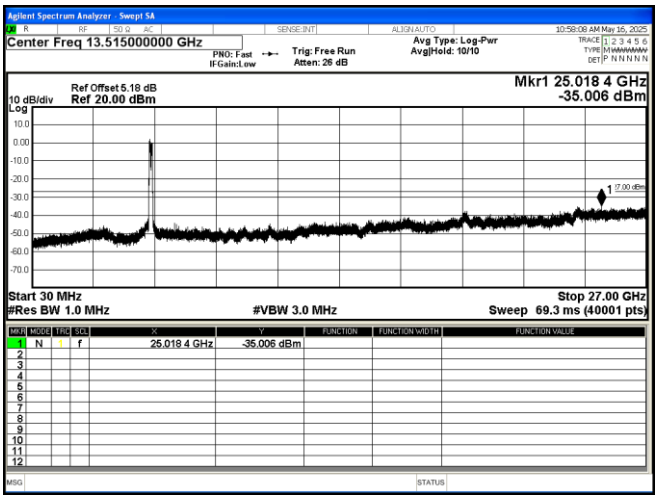

802.11 ac160 5250MHz

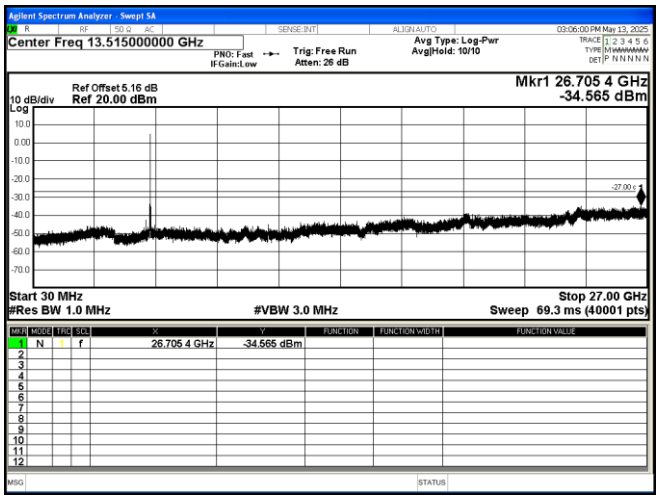

802.11 ax(HE20) 5180MHz

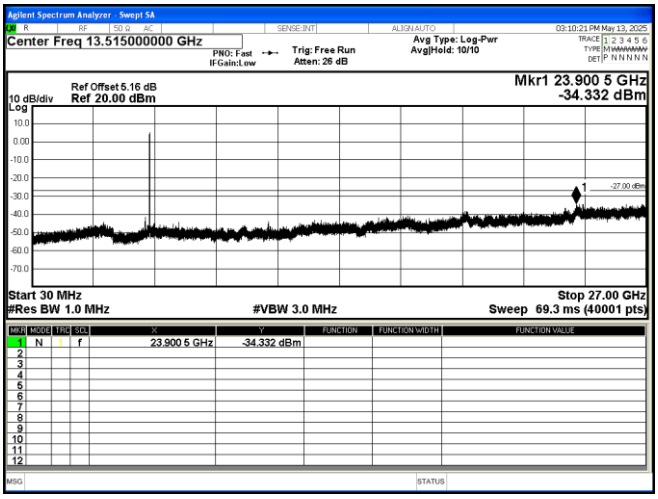

802.11 ax(HE20) 5200MHz

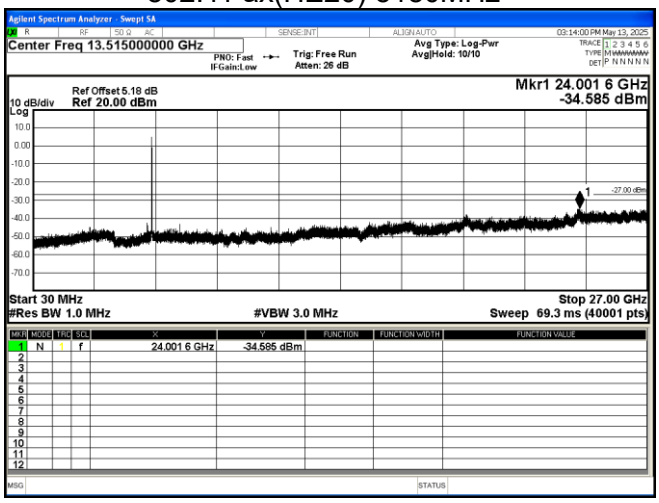

802.11 ax(HE20) 5240MHz

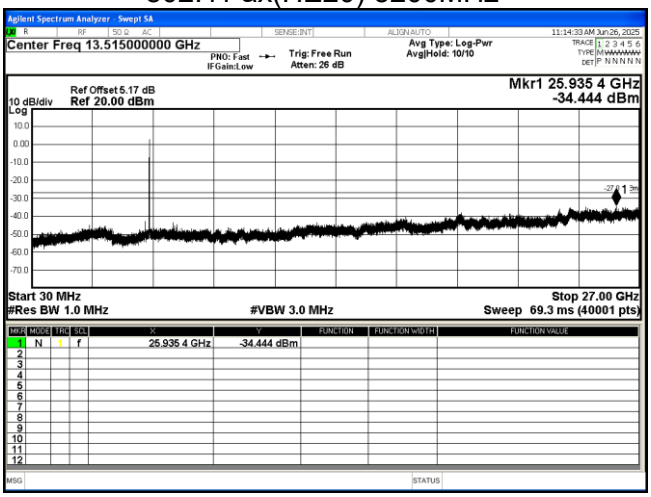

802.11 ax(HE20) 5260MHz

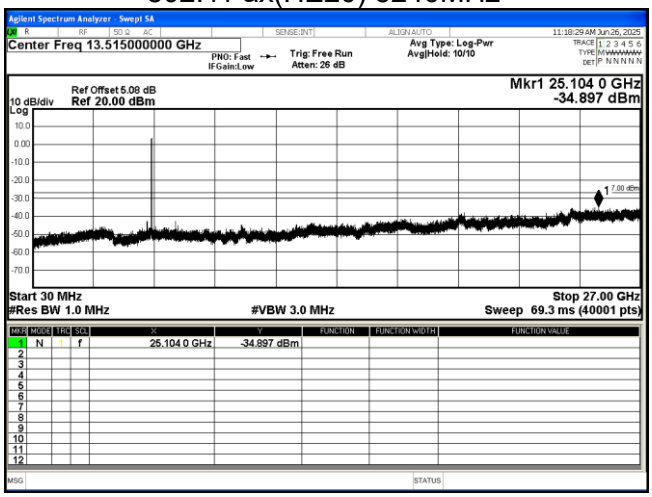

802.11 ax(HE20) 5300MHz

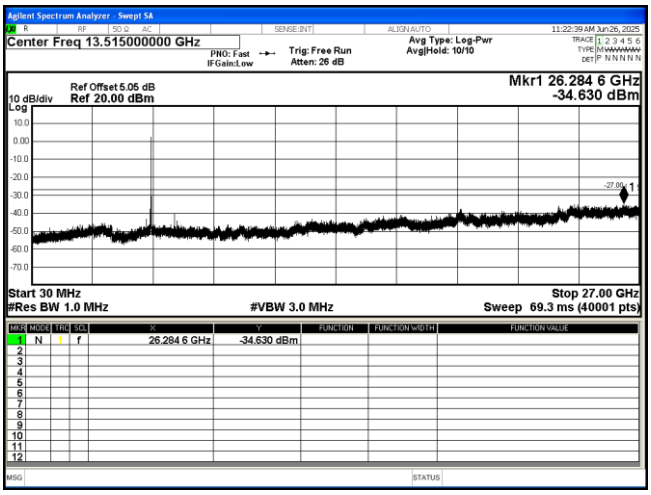

802.11 ax(HE20) 5320MHz

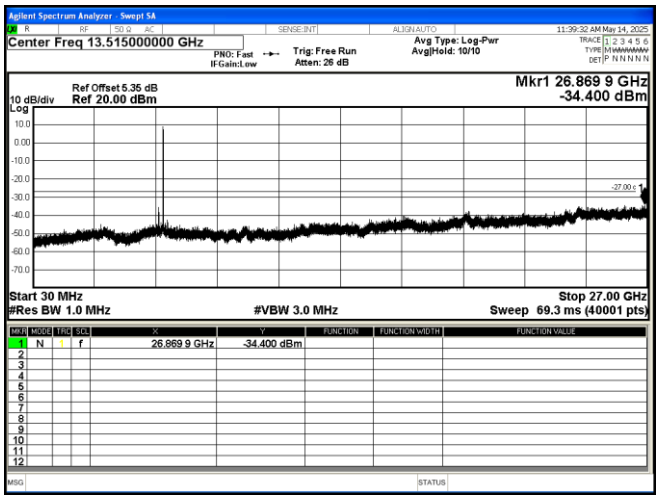

802.11 ax(HE20) 5745MHz

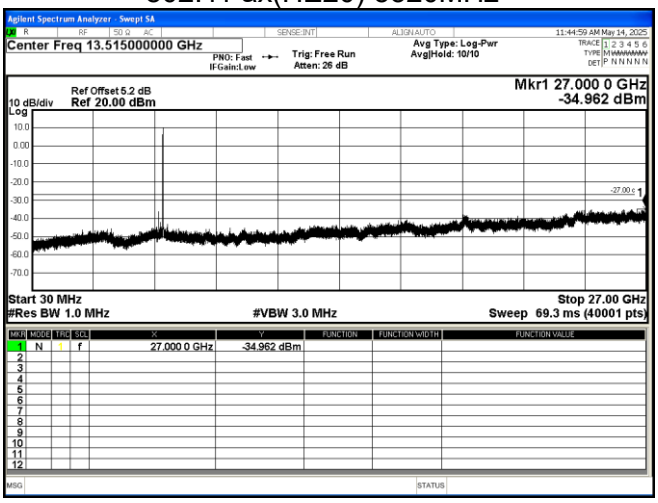

802.11 ax(HE20) 5785MHz

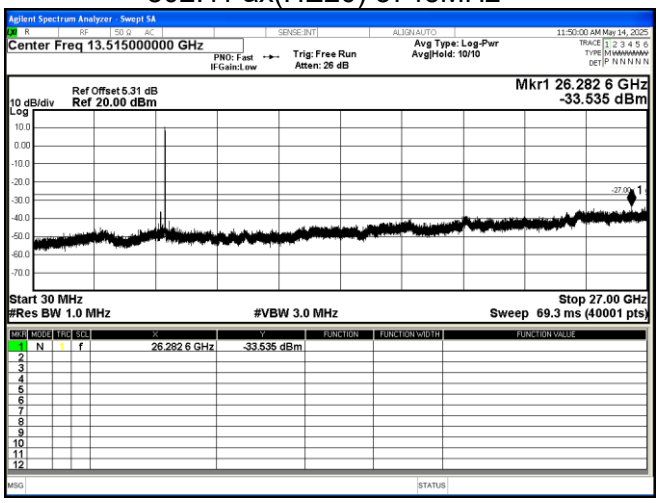

802.11 ax(HE20) 5825MHz

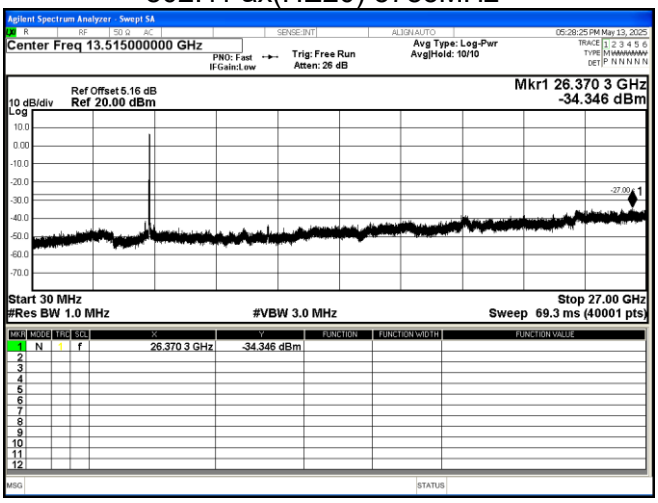

802.11 ax(HE40) 5190MHz

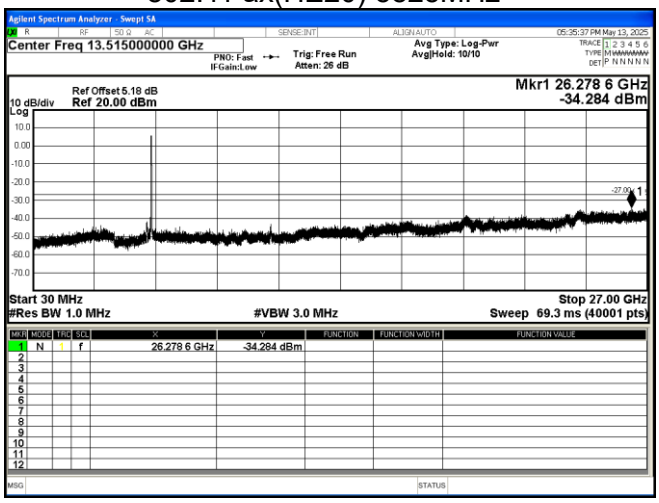

802.11 ax(HE40) 5230MHz

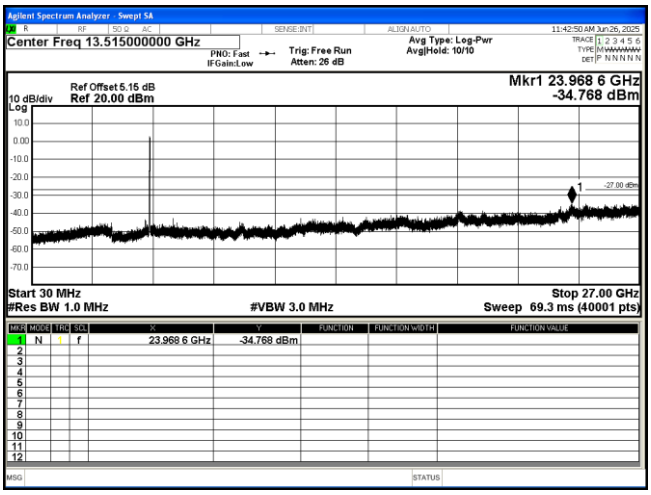

802.11 ax(HE40) 5270MHz

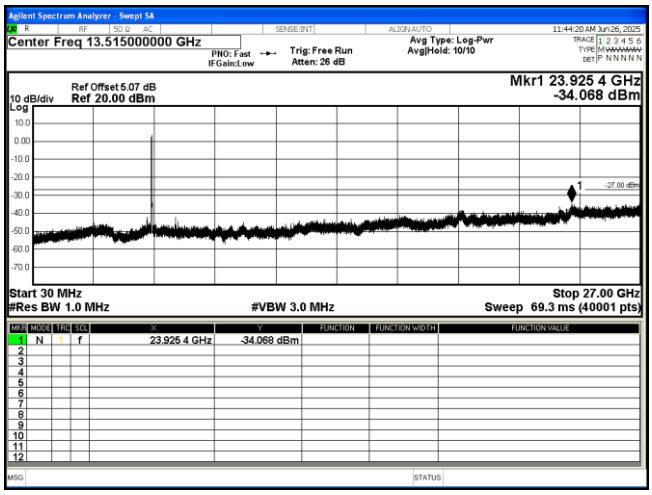

802.11 ax(HE40) 5310MHz

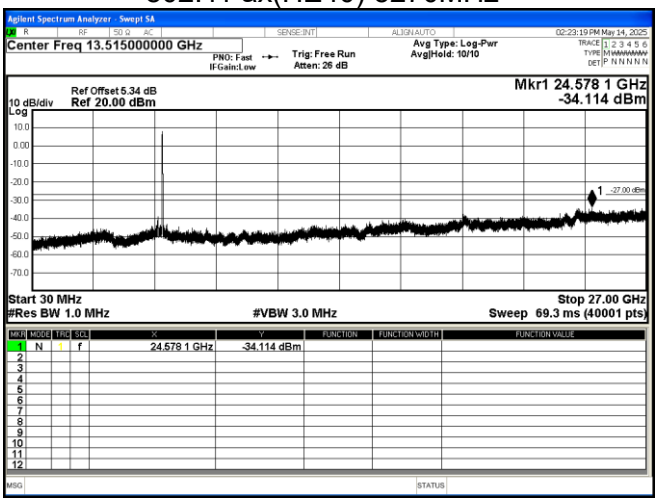

802.11 ax(HE40) 5755MHz

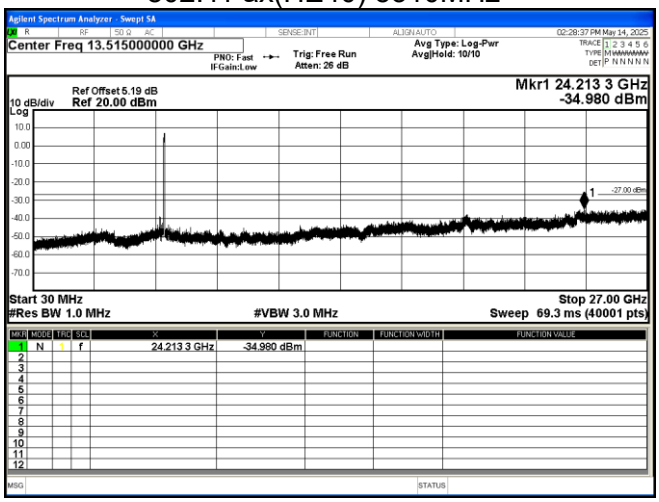

802.11 ax(HE40) 5795MHz

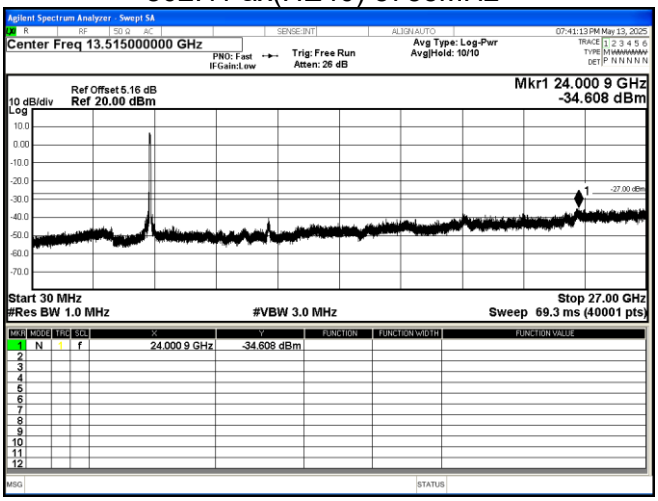

802.11 ax(HE80) 5210MHz

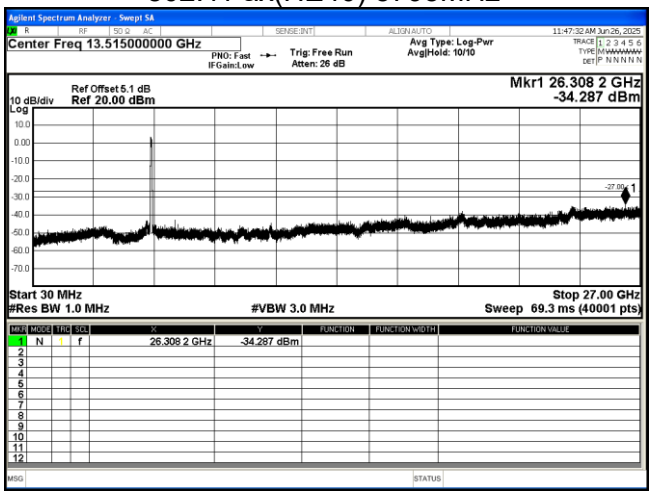

802.11 ax(HE80) 5290MHz

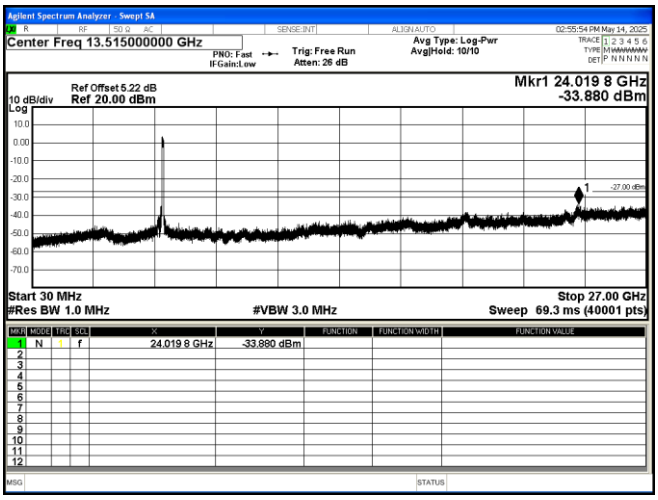

802.11 ax(HE80) 5775MHz

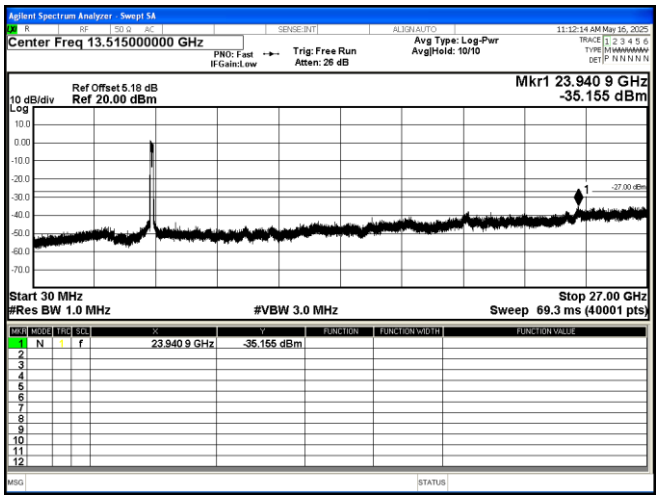

802.11 ax(HE160) 5250MHz

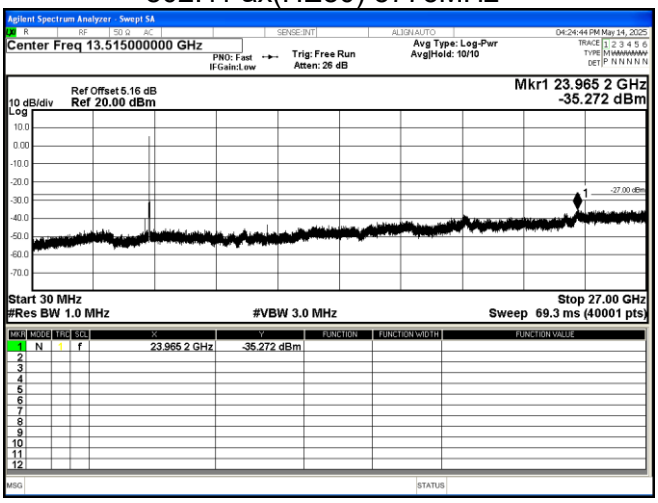

802.11 be(EHT20) 5180MHz

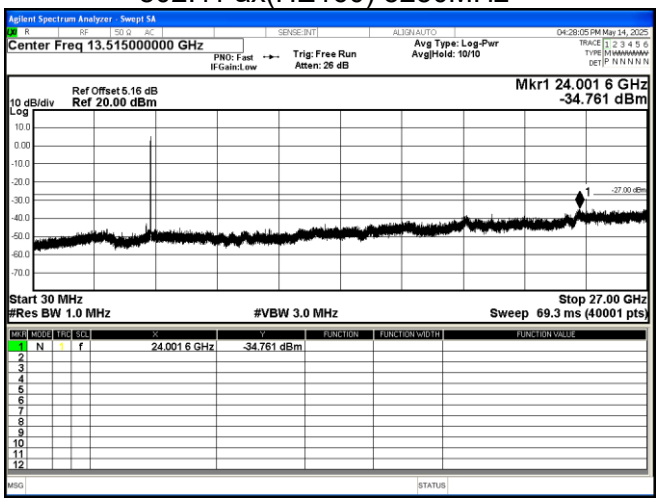

802.11 be(EHT20) 5200MHz

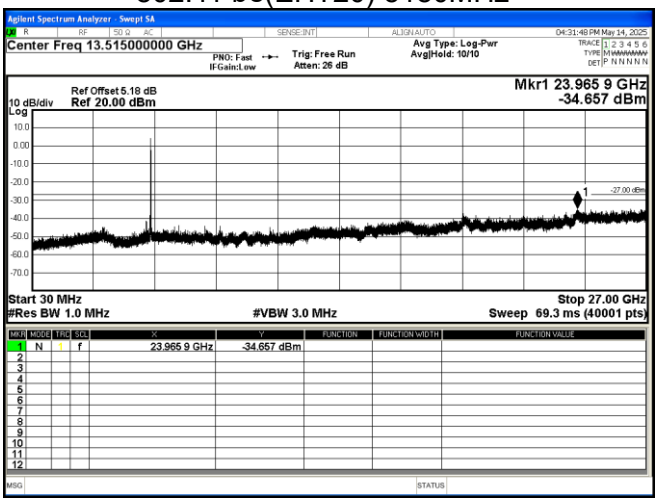

802.11 be(EHT20) 5240MHz

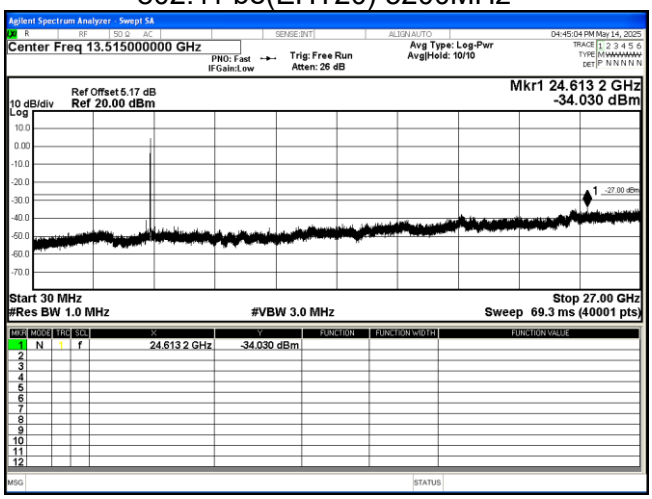

802.11 be(EHT20) 5260MHz

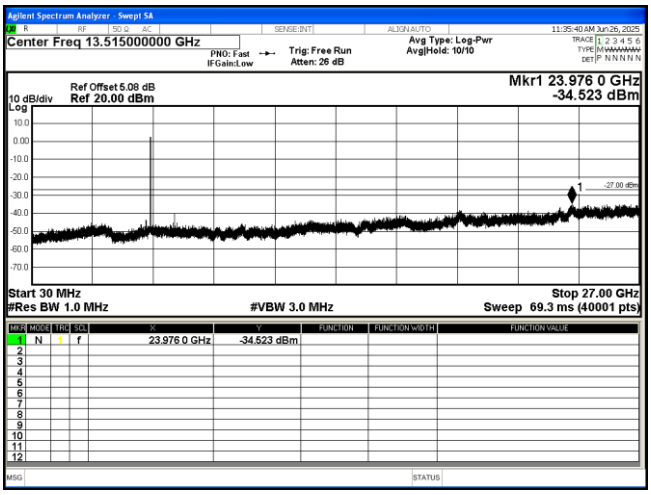

802.11 be(EHT20) 5300MHz

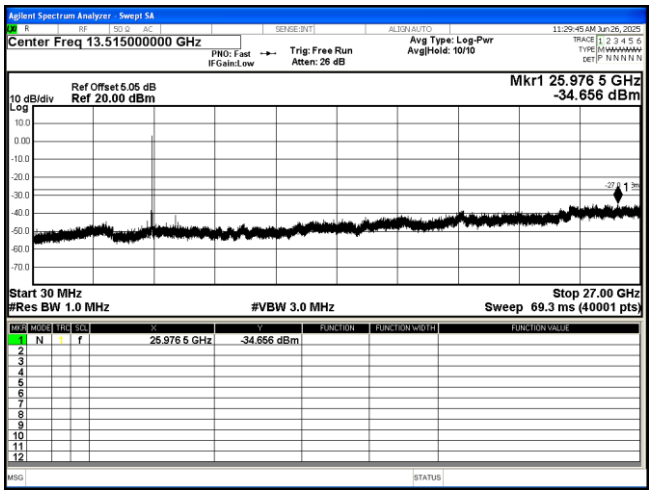

802.11 be(EHT20) 5320MHz

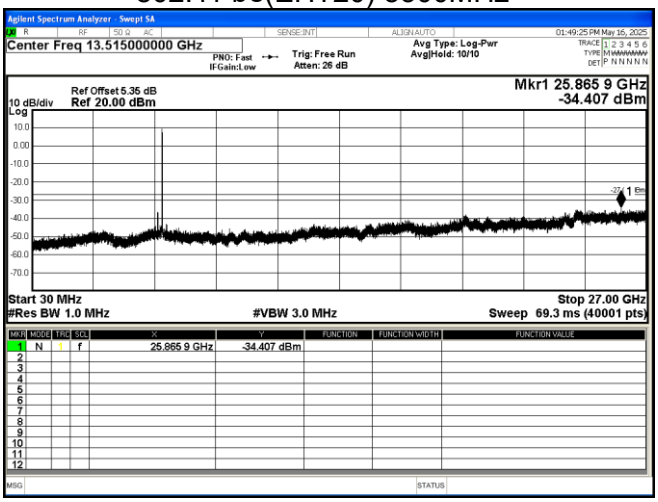

802.11 be(EHT20) 5745MHz

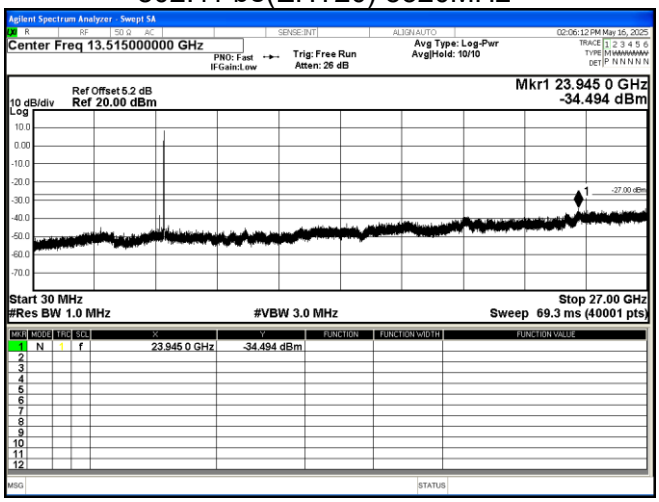

802.11 be(EHT20) 5785MHz

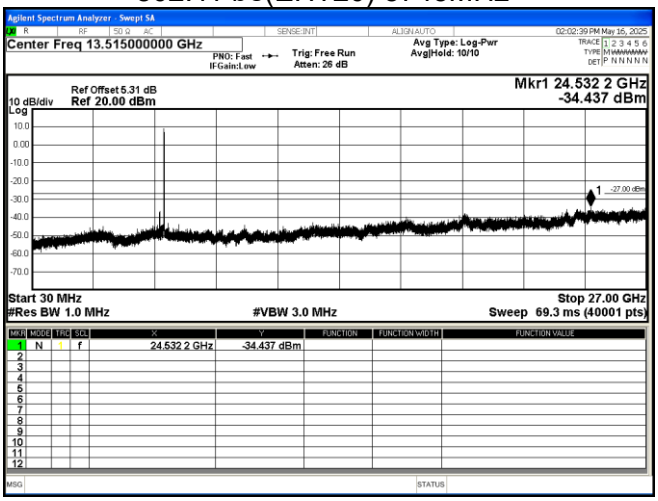

802.11 be(EHT20) 5825MHz

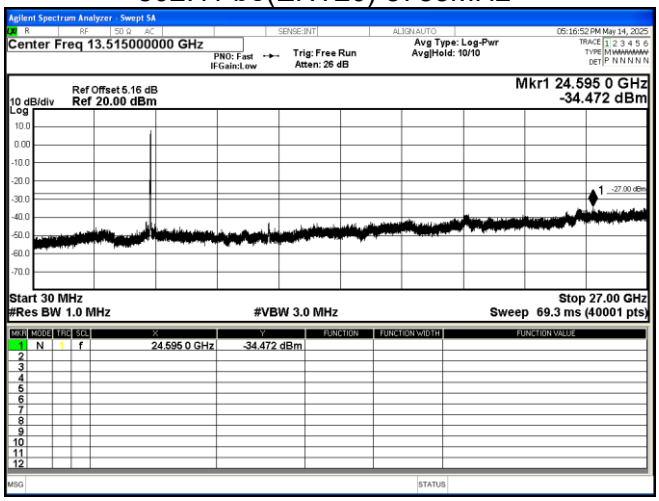

802.11 be(EHT40) 5190MHz