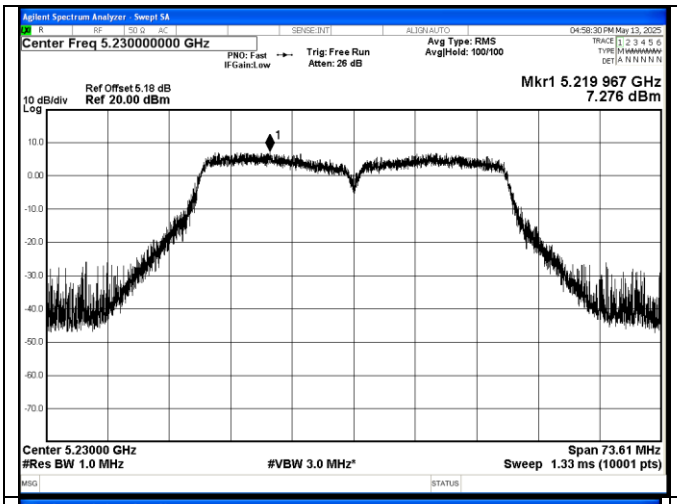
Agilent Spectrum Analyzer - Swept SA
Center Freq 5.230000000 GHz
PNO: Fast
IFGain:Low
Trig: Free Run
Atten: 26 dB
Avg Type: RMS
Avg|Hold: 100/100
04:58:30 PM May 13, 2025
Ref Offset 5.18 dB
10 dB/div Ref 20.00 dBm
Log
Mkr1 5.219 967 GHz
7.276 dBm
Center 5.23000 GHz
#Res BW 1.0 MHz
#VBW 3.0 MHz*
Span 73.61 MHz
Sweep 1.33 ms (10001 pts)

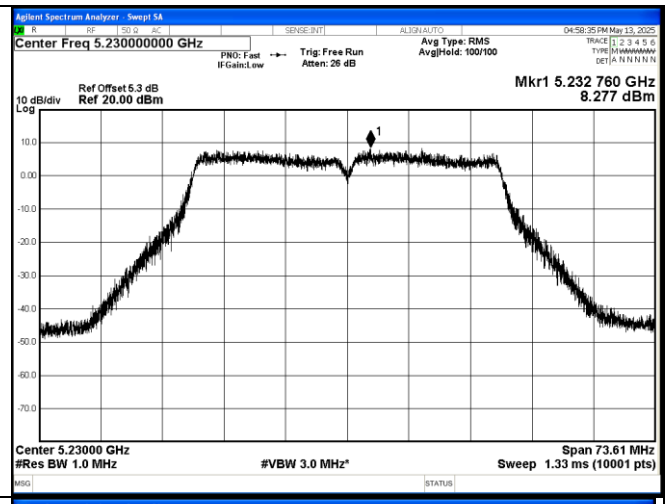
Agilent Spectrum Analyzer - Swept SA
Center Freq 5.230000000 GHz
PNO: Fast
IFGain:Low
Trig: Free Run
Atten: 26 dB
Avg Type: RMS
Avg|Hold: 100/100
04:58:35 PM May 13, 2025
Ref Offset 5.3 dB
10 dB/div Ref 20.00 dBm
Log
Mkr1 5.232 760 GHz
8.277 dBm
Center 5.23000 GHz
#Res BW 1.0 MHz
#VBW 3.0 MHz*
Span 73.61 MHz
Sweep 1.33 ms (10001 pts)

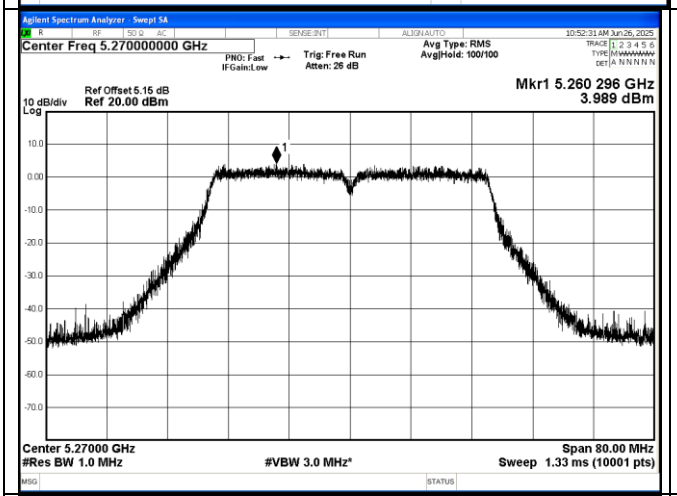
Agilent Spectrum Analyzer - Swept SA
Center Freq 5.270000000 GHz
PNO: Fast
IFGain:Low
Trig: Free Run
Atten: 26 dB
Avg Type: RMS
Avg|Hold: 100/100
10:52:31 AM Jun 26, 2025
Ref Offset 5.15 dB
10 dB/div Ref 20.00 dBm
Log
Mkr1 5.260 296 GHz
3.989 dBm
Center 5.27000 GHz
#Res BW 1.0 MHz
#VBW 3.0 MHz*
Span 80.00 MHz
Sweep 1.33 ms (10001 pts)

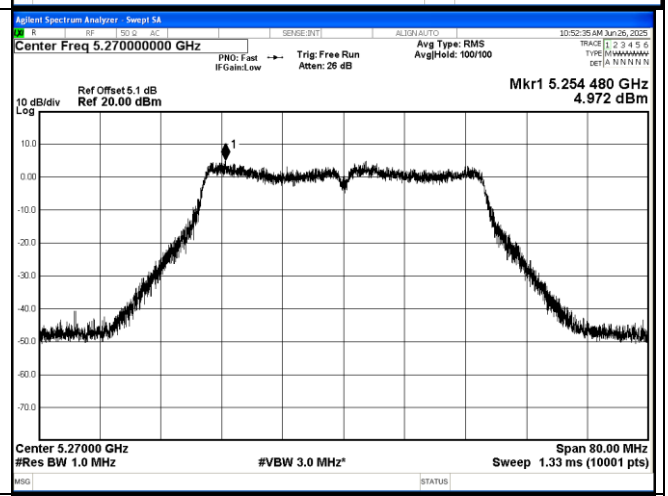
Agilent Spectrum Analyzer - Swept SA
Center Freq 5.270000000 GHz
PNO: Fast
IFGain:Low
Trig: Free Run
Atten: 26 dB
Avg Type: RMS
Avg|Hold: 100/100
10:52:35 AM Jun 26, 2025
Ref Offset 5.1 dB
10 dB/div Ref 20.00 dBm
Log
Mkr1 5.254 480 GHz
4.972 dBm
Center 5.27000 GHz
#Res BW 1.0 MHz
#VBW 3.0 MHz*
Span 80.00 MHz
Sweep 1.33 ms (10001 pts)

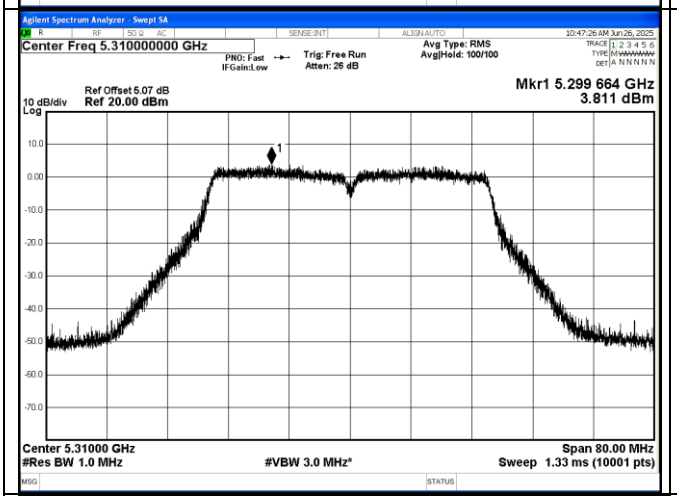
Agilent Spectrum Analyzer - Swept SA
Center Freq 5.310000000 GHz
PNO: Fast
IFGain:Low
Trig: Free Run
Atten: 26 dB
Avg Type: RMS
Avg|Hold: 100/100
10:47:26 AM Jun 26, 2025
Ref Offset 5.07 dB
10 dB/div Ref 20.00 dBm
Log
Mkr1 5.299 664 GHz
3.811 dBm
Center 5.31000 GHz
#Res BW 1.0 MHz
#VBW 3.0 MHz*
Span 80.00 MHz
Sweep 1.33 ms (10001 pts)

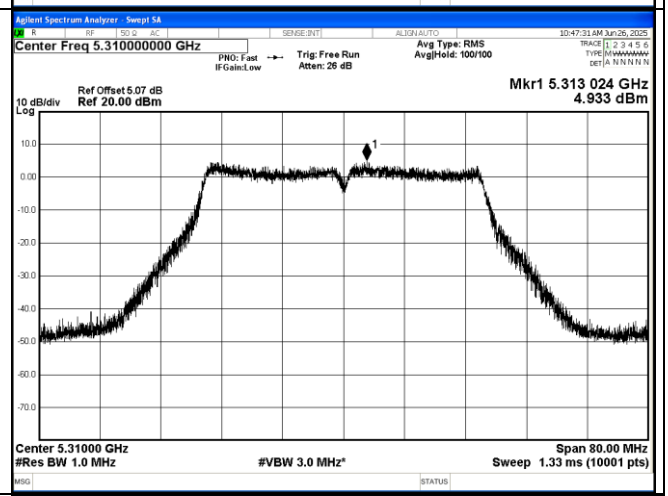
Agilent Spectrum Analyzer - Swept SA
Center Freq 5.310000000 GHz
PNO: Fast
IFGain:Low
Trig: Free Run
Atten: 26 dB
Avg Type: RMS
Avg|Hold: 100/100
10:47:31 AM Jun 26, 2025
Ref Offset 5.07 dB
10 dB/div Ref 20.00 dBm
Log
Mkr1 5.313 024 GHz
4.933 dBm
Center 5.31000 GHz
#Res BW 1.0 MHz
#VBW 3.0 MHz*
Span 80.00 MHz
Sweep 1.33 ms (10001 pts)

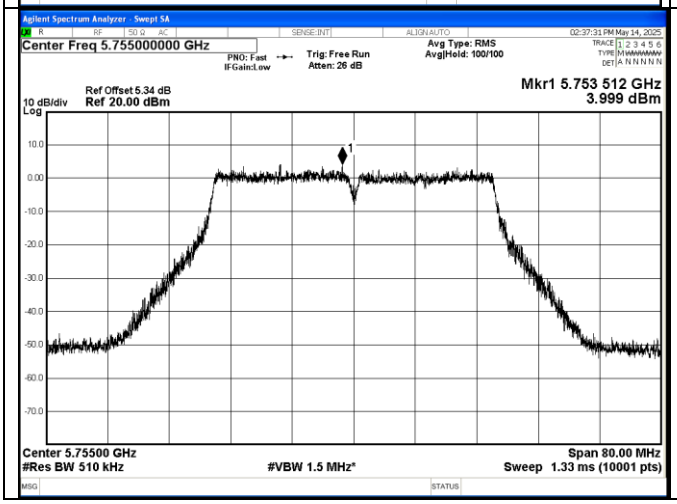
Agilent Spectrum Analyzer - Swept SA
Center Freq 5.755000000 GHz
PNO: Fast
IFGain:Low
Trig: Free Run
Atten: 26 dB
Avg Type: RMS
Avg|Hold: 100/100
02:37:31 PM May 14, 2025
Ref Offset 5.34 dB
10 dB/div Ref 20.00 dBm
Log
Mkr1 5.753 512 GHz
3.999 dBm
Center 5.75500 GHz
#Res BW 510 kHz
#VBW 1.5 MHz*
Span 80.00 MHz
Sweep 1.33 ms (10001 pts)

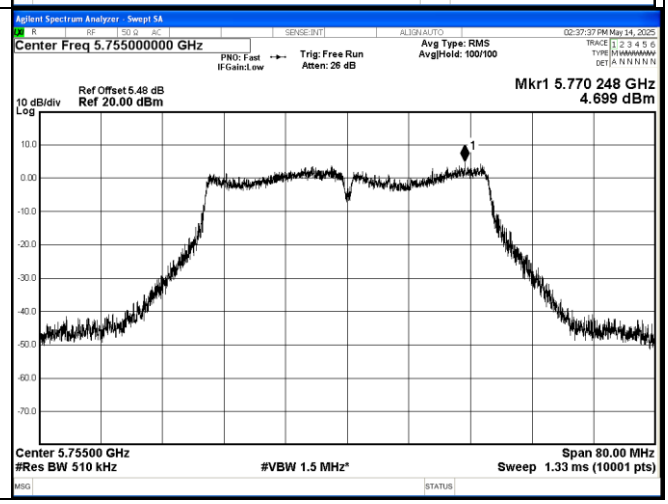
Agilent Spectrum Analyzer - Swept SA
Center Freq 5.755000000 GHz
PNO: Fast
IFGain:Low
Trig: Free Run
Atten: 26 dB
Avg Type: RMS
Avg|Hold: 100/100
02:37:37 PM May 14, 2025
Ref Offset 5.48 dB
10 dB/div Ref 20.00 dBm
Log
Mkr1 5.770 248 GHz
4.699 dBm
Center 5.75500 GHz
#Res BW 510 kHz
#VBW 1.5 MHz*
Span 80.00 MHz
Sweep 1.33 ms (10001 pts)

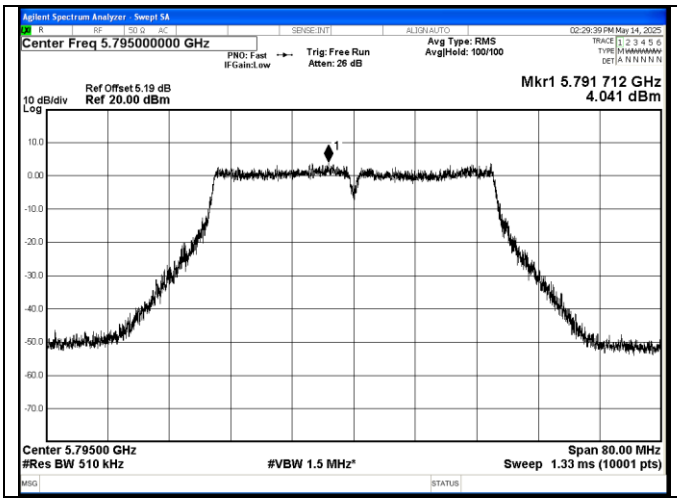
Agilent Spectrum Analyzer - Swept SA
Center Freq 5.795000000 GHz
PNO: Fast
IFGain:Low
Trig: Free Run
Atten: 26 dB
Avg Type: RMS
Avg|Hold: 100/100
02:29:39 PM May 14, 2025
Mkr1 5.791 712 GHz
4.041 dBm
Ref Offset 5.19 dB
10 dB/div
Ref 20.00 dBm
Log
Center 5.79500 GHz
#Res BW 510 kHz
#VBW 1.5 MHz*
Span 80.00 MHz
Sweep 1.33 ms (10001 pts)

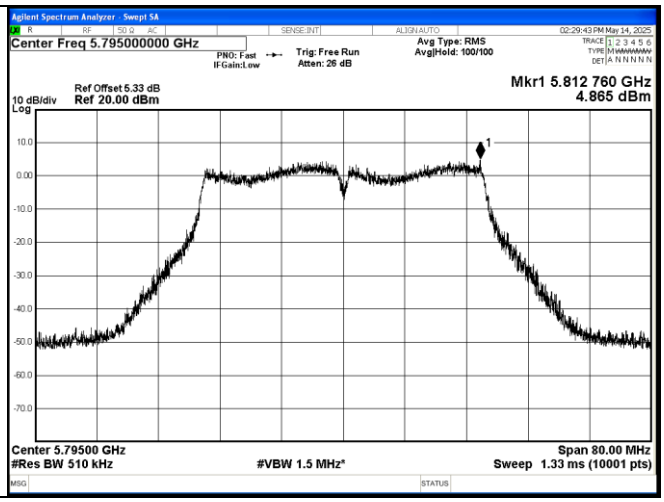
Agilent Spectrum Analyzer - Swept SA
Center Freq 5.795000000 GHz
PNO: Fast
IFGain:Low
Trig: Free Run
Atten: 26 dB
Avg Type: RMS
Avg|Hold: 100/100
02:29:43 PM May 14, 2025
Mkr1 5.812 760 GHz
4.865 dBm
Ref Offset 5.33 dB
10 dB/div
Ref 20.00 dBm
Log
Center 5.79500 GHz
#Res BW 510 kHz
#VBW 1.5 MHz*
Span 80.00 MHz
Sweep 1.33 ms (10001 pts)

802.11ac VHT80 mode:						
CH	Freq.	ANT1_PSD (dBm/MHz)	ANT2_PSD (dBm/MHz)	FCC MIMO PSD (dBm/MHz)	FCC Limit (dBm/MHz)	Result
42	5210	7.841	7.54	10.703	14.43	Pass

CH	Freq.	ANT1_PSD (dBm/MHz)	ANT2_PSD (dBm/MHz)	FCC MIMO PSD (dBm/MHz)	FCC Limit (dBm/MHz)	Result
58	5290	4.29	5.196	7.777	8.43	Pass

CH	Freq.	ANT1_PSD (dBm/500kHz)	ANT2_PSD (dBm/500kHz)	MIMO PSD (dBm/500kHz)	Limit (dBm/500kHz)	Result
155	5775	0.869	1.58	4.249	28.31	Pass

Note:
Antenna gain(G) of 802.11 a/n/ac/ax/be: 5150MHz to 5350MHz: 5.56 dBi,5725MHz to 5850MHz: 4.68 dBi(ANT1&2).
For 802.11n, 802.11ac, 802.11ax and 802.11be, the EUT incorporates a MIMO function. The 5150MHz to 5350MHz: Antenna directional gain = GANT + Array Gain = 8.57 dBi, and 5725MHz to 5850MHz: Antenna directional gain = GANT + Array Gain = 7.69 dBi, where Array Gain = 10 log(2/1) = 3.01 dB.
The maximum power spectral density shall be reduced by the amount in dB that the directional gain of the antenna exceeds 6 dBi. The band 5150MHz to 5250MHz: maximum power spectral density limit is 17-(8.57-6)=14.43. The band 5250MHz to 5350MHz: maximum power spectral density limit is 11-(8.57-6)=8.43. The band 5725MHz to 5850MHz: maximum power spectral density limit is 30-(7.69-6)=28.31.

ANT 1

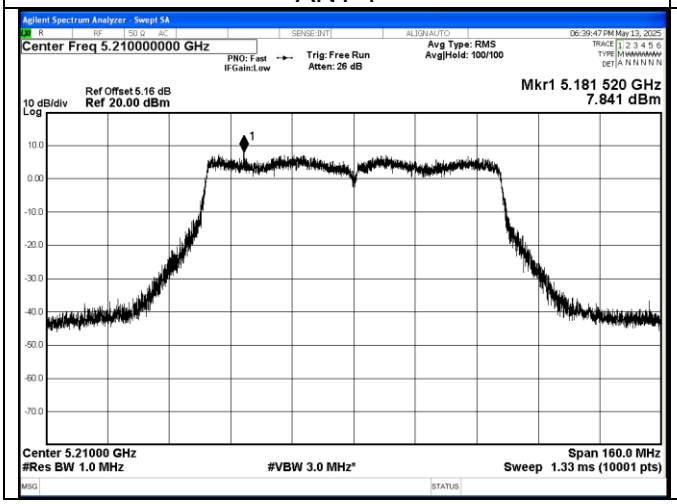

ANT 2

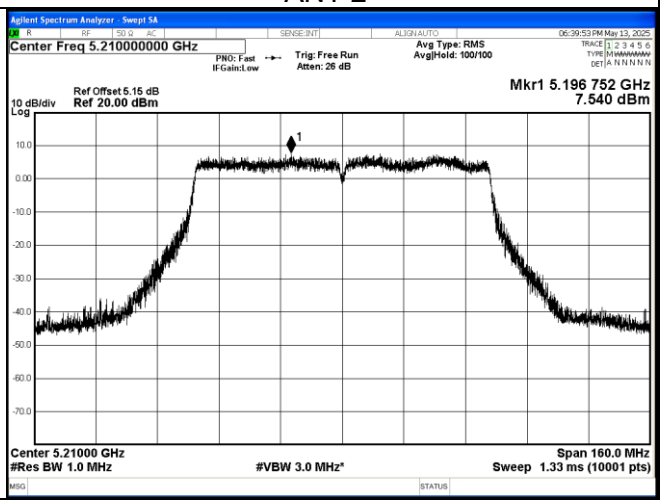

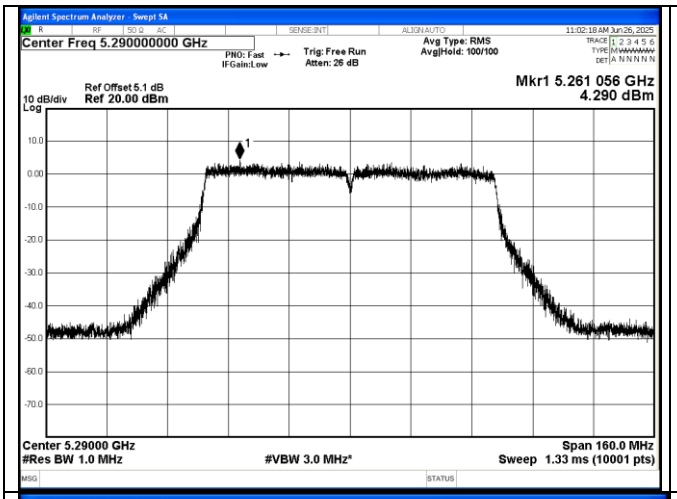
Agilent Spectrum Analyzer - Swept SA
Center Freq 5.290000000 GHz
PNO: Fast
IFGain:Low
Trig: Free Run
Atten: 26 dB
Avg Type: RMS
Avg|Hold: 100/100
11:02:18 AM Jun 26, 2025
Ref Offset 5.1 dB
10 dB/div Ref 20.00 dBm
Log
Mkr1 5.261 056 GHz
4.290 dBm
Center 5.29000 GHz
#Res BW 1.0 MHz
#VBW 3.0 MHz*
Span 160.0 MHz
Sweep 1.33 ms (10001 pts)

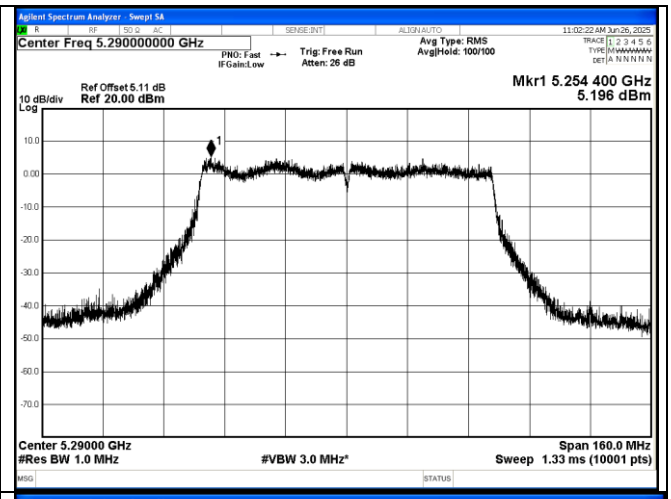
Agilent Spectrum Analyzer - Swept SA
Center Freq 5.290000000 GHz
PNO: Fast
IFGain:Low
Trig: Free Run
Atten: 26 dB
Avg Type: RMS
Avg|Hold: 100/100
11:02:22 AM Jun 26, 2025
Ref Offset 5.11 dB
10 dB/div Ref 20.00 dBm
Log
Mkr1 5.254 400 GHz
5.196 dBm
Center 5.29000 GHz
#Res BW 1.0 MHz
#VBW 3.0 MHz*
Span 160.0 MHz
Sweep 1.33 ms (10001 pts)

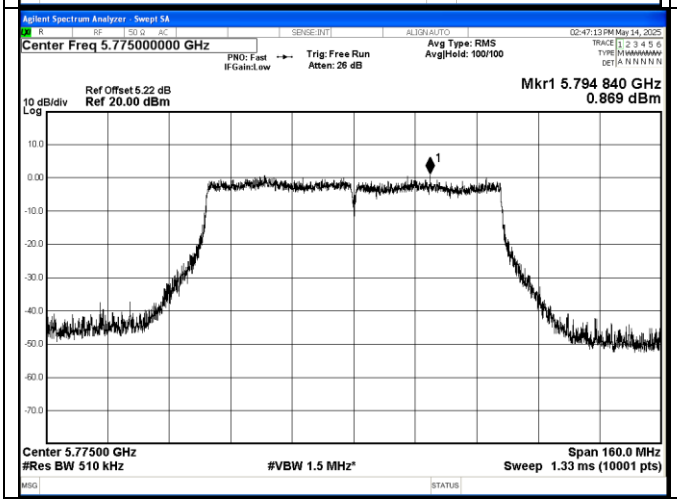
Agilent Spectrum Analyzer - Swept SA
Center Freq 5.775000000 GHz
PNO: Fast
IFGain:Low
Trig: Free Run
Atten: 26 dB
Avg Type: RMS
Avg|Hold: 100/100
02:47:13 PM May 14, 2025
Ref Offset 5.22 dB
10 dB/div Ref 20.00 dBm
Log
Mkr1 5.794 840 GHz
0.869 dBm
Center 5.77500 GHz
#Res BW 510 kHz
#VBW 1.5 MHz*
Span 160.0 MHz
Sweep 1.33 ms (10001 pts)

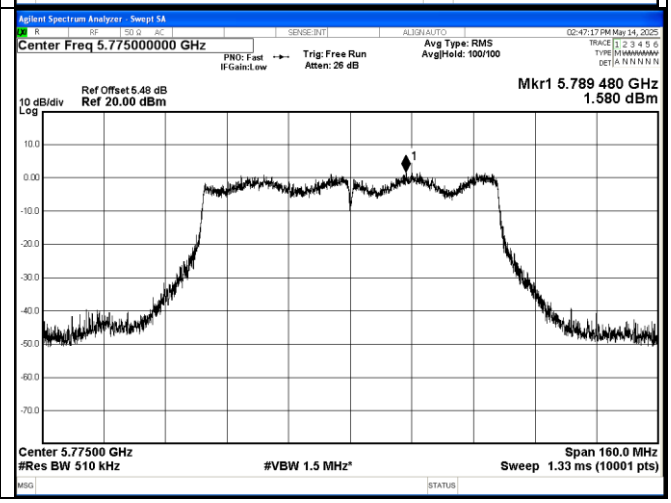
Agilent Spectrum Analyzer - Swept SA
Center Freq 5.775000000 GHz
PNO: Fast
IFGain:Low
Trig: Free Run
Atten: 26 dB
Avg Type: RMS
Avg|Hold: 100/100
02:47:17 PM May 14, 2025
Ref Offset 5.48 dB
10 dB/div Ref 20.00 dBm
Log
Mkr1 5.789 480 GHz
1.580 dBm
Center 5.77500 GHz
#Res BW 510 kHz
#VBW 1.5 MHz*
Span 160.0 MHz
Sweep 1.33 ms (10001 pts)

802.11ac VHT160 mode:						
CH	Freq.	ANT1_PSD (dBm/MHz)	ANT2_PSD (dBm/MHz)	FCC MIMO PSD (dBm/MHz)	FCC Limit (dBm/MHz)	Result
50	5250	2.57	2.639	5.615	8.43	Pass

Note:
Antenna gain(G) of 802.11 a/n/ac/ax/be: 5150MHz to 5350MHz: 5.56 dBi,5725MHz to 5850MHz: 4.68 dBi(ANT1&2).
For 802.11n, 802.11ac, 802.11ax and 802.11be, the EUT incorporates a MIMO function. The 5150MHz to 5350MHz: Antenna directional gain = GANT + Array Gain = 8.57 dBi, and 5725MHz to 5850MHz: Antenna directional gain = GANT + Array Gain = 7.69 dBi, where Array Gain = 10 log(2/1) = 3.01 dB.
The maximum power spectral density shall be reduced by the amount in dB that the directional gain of the antenna exceeds 6 dBi. The band 5150MHz to 5250MHz: maximum power spectral density limit is 17-(8.57-6)=14.43. The band 5250MHz to 5350MHz: maximum power spectral density limit is 11-(8.57-6)=8.43. The band 5725MHz to 5850MHz: maximum power spectral density limit is 30-(7.69-6)=28.31.

ANT 1

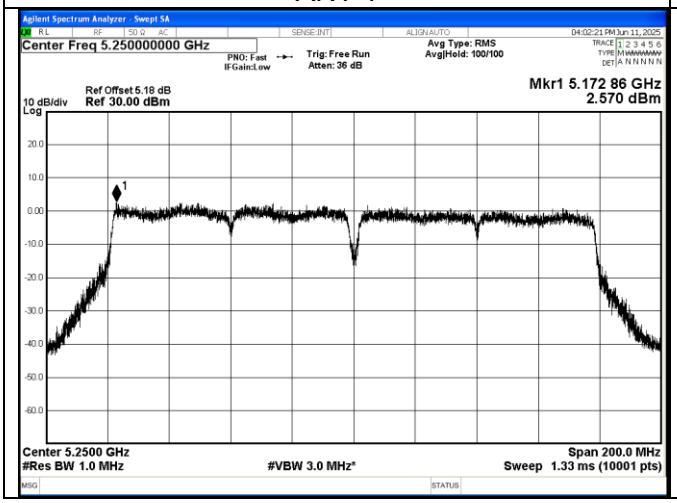

ANT 2

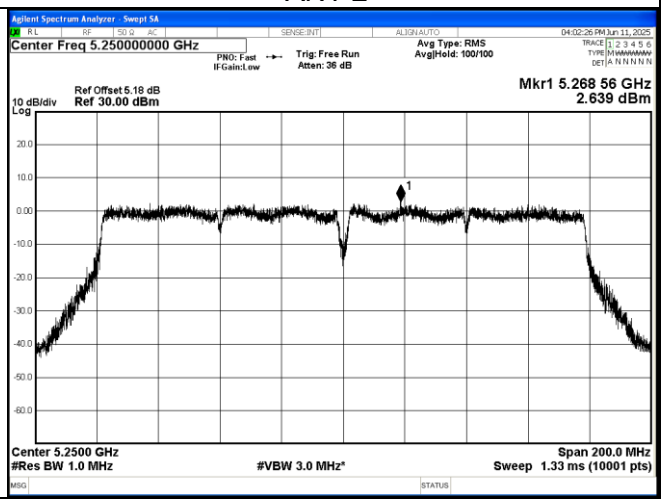

802.11ax(HE20) mode:						
CH	Freq.	ANT1_PSD (dBm/MHz)	ANT2_PSD (dBm/MHz)	FCC MIMO PSD (dBm/MHz)	FCC Limit (dBm/MHz)	Result
36	5180	7.231	7.789	10.529	14.43	Pass
44	5200	7.443	8.079	10.783	14.43	Pass
48	5240	6.436	7.448	9.982	14.43	Pass

CH	Freq.	ANT1_PSD (dBm/MHz)	ANT2_PSD (dBm/MHz)	FCC MIMO PSD (dBm/MHz)	FCC Limit (dBm/MHz)	Result
52	5260	4.591	4.5	7.556	8.43	Pass
56	5300	4.019	5.422	7.787	8.43	Pass
64	5320	4.227	5.407	7.867	8.43	Pass

CH	Freq.	ANT1_PSD (dBm/500kHz)	ANT2_PSD (dBm/500kHz)	MIMO PSD (dBm/500kHz)	Limit (dBm/500kHz)	Result
149	5745	6.579	6.829	9.716	28.31	Pass
157	5785	6.654	7.474	10.094	28.31	Pass
165	5825	8.68	8.14	11.429	28.31	Pass

Note:

Antenna gain(G) of 802.11 a/n/ac/ax/be: 5150MHz to 5350MHz: 5.56 dBi,5725MHz to 5850MHz: 4.68 dBi(ANT1&2).

For 802.11n, 802.11ac, 802.11ax and 802.11be, the EUT incorporates a MIMO function. The 5150MHz to 5350MHz: Antenna directional gain = GANT + Array Gain = 8.57 dBi, and 5725MHz to 5850MHz: Antenna directional gain = GANT + Array Gain = 7.69 dBi, where Array Gain = 10 log(2/1) = 3.01 dB.

The maximum power spectral density shall be reduced by the amount in dB that the directional gain of the antenna exceeds 6 dBi. The band 5150MHz to 5250MHz: maximum power spectral density limit is 17-(8.57-6)=14.43. The band 5250MHz to 5350MHz: maximum power spectral density limit is 11-(8.57-6)=8.43. The band 5725MHz to 5850MHz: maximum power spectral density limit is 30-(7.69-6)=28.31.

ANT 1

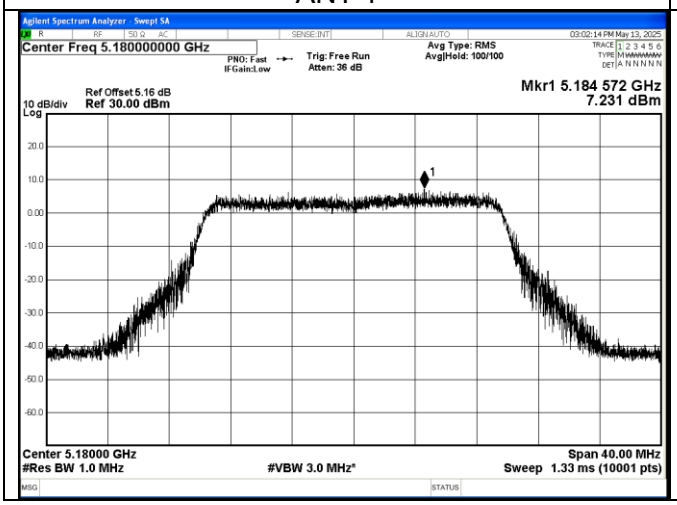

ANT 2

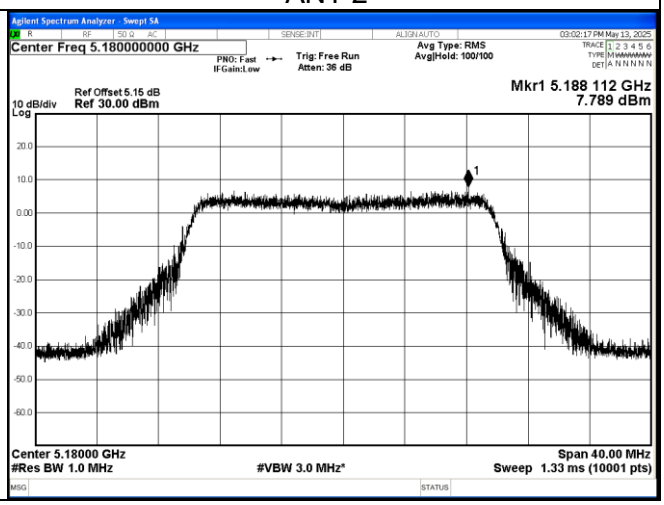

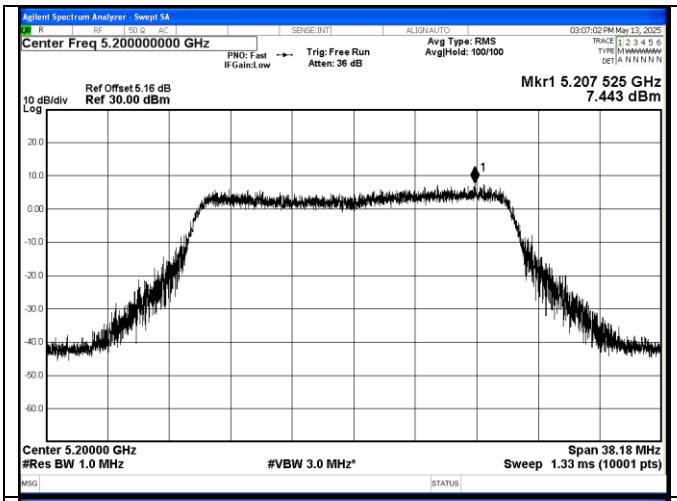
Agilent Spectrum Analyzer - Swept SA
Center Freq 5.200000000 GHz
PNO: Fast
IFGain:Low
Trig: Free Run
Atten: 36 dB
Avg Type: RMS
Avg|Hold: 100/100
03:07:02 PM May 13, 2025
Ref Offset 5.16 dB
10 dB/div
Ref 30.00 dBm
Log
Mkr1 5.207 525 GHz
7.443 dBm
Center 5.20000 GHz
#Res BW 1.0 MHz
#VBW 3.0 MHz*
Span 38.18 MHz
Sweep 1.33 ms (10001 pts)

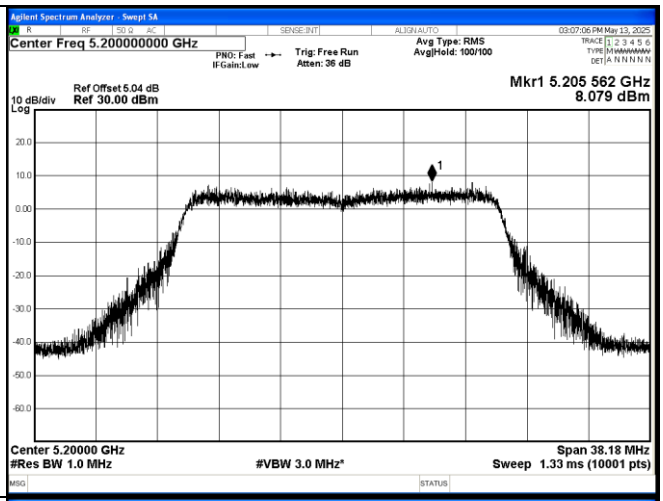
Agilent Spectrum Analyzer - Swept SA
Center Freq 5.200000000 GHz
PNO: Fast
IFGain:Low
Trig: Free Run
Atten: 36 dB
Avg Type: RMS
Avg|Hold: 100/100
03:07:06 PM May 13, 2025
Ref Offset 5.04 dB
10 dB/div
Ref 30.00 dBm
Log
Mkr1 5.205 562 GHz
8.079 dBm
Center 5.20000 GHz
#Res BW 1.0 MHz
#VBW 3.0 MHz*
Span 38.18 MHz
Sweep 1.33 ms (10001 pts)

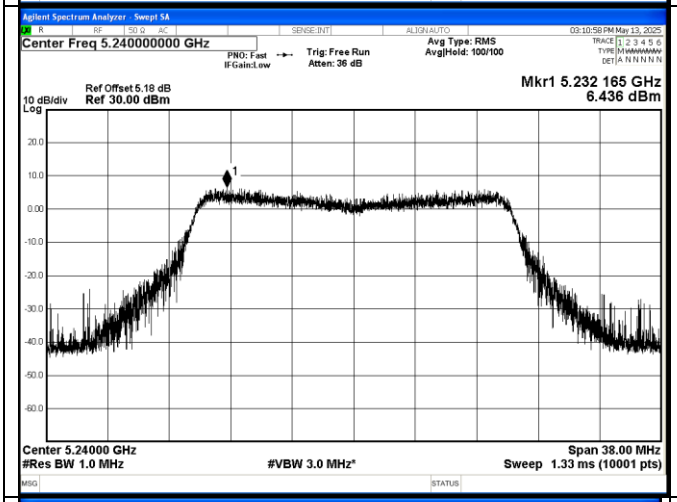
Agilent Spectrum Analyzer - Swept SA
Center Freq 5.240000000 GHz
PNO: Fast
IFGain:Low
Trig: Free Run
Atten: 36 dB
Avg Type: RMS
Avg|Hold: 100/100
03:10:58 PM May 13, 2025
Ref Offset 5.18 dB
10 dB/div
Ref 30.00 dBm
Log
Mkr1 5.232 165 GHz
6.436 dBm
Center 5.24000 GHz
#Res BW 1.0 MHz
#VBW 3.0 MHz*
Span 38.00 MHz
Sweep 1.33 ms (10001 pts)

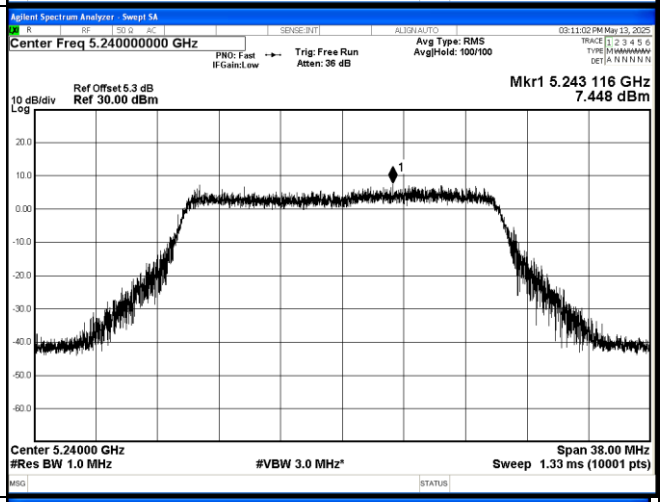
Agilent Spectrum Analyzer - Swept SA
Center Freq 5.240000000 GHz
PNO: Fast
IFGain:Low
Trig: Free Run
Atten: 36 dB
Avg Type: RMS
Avg|Hold: 100/100
03:11:02 PM May 13, 2025
Ref Offset 5.3 dB
10 dB/div
Ref 30.00 dBm
Log
Mkr1 5.243 116 GHz
7.448 dBm
Center 5.24000 GHz
#Res BW 1.0 MHz
#VBW 3.0 MHz*
Span 38.00 MHz
Sweep 1.33 ms (10001 pts)

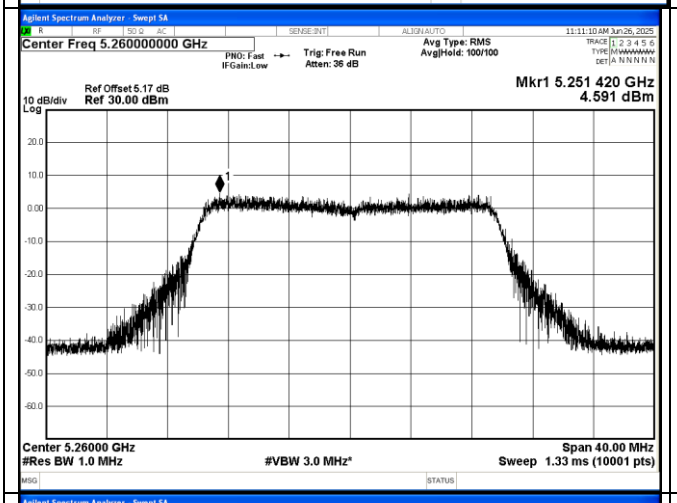
Agilent Spectrum Analyzer - Swept SA
Center Freq 5.260000000 GHz
PNO: Fast
IFGain:Low
Trig: Free Run
Atten: 36 dB
Avg Type: RMS
Avg|Hold: 100/100
11:11:10 AM Jun 26, 2025
Ref Offset 5.17 dB
10 dB/div
Ref 30.00 dBm
Log
Mkr1 5.251 420 GHz
4.591 dBm
Center 5.26000 GHz
#Res BW 1.0 MHz
#VBW 3.0 MHz*
Span 40.00 MHz
Sweep 1.33 ms (10001 pts)

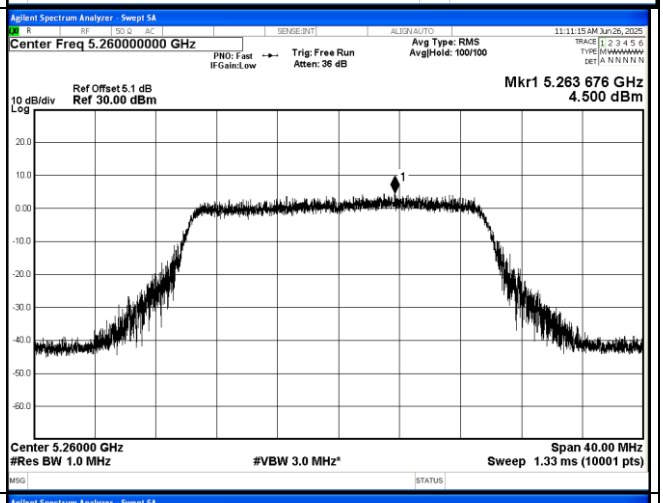
Agilent Spectrum Analyzer - Swept SA
Center Freq 5.260000000 GHz
PNO: Fast
IFGain:Low
Trig: Free Run
Atten: 36 dB
Avg Type: RMS
Avg|Hold: 100/100
11:11:15 AM Jun 26, 2025
Ref Offset 5.1 dB
10 dB/div
Ref 30.00 dBm
Log
Mkr1 5.263 676 GHz
4.500 dBm
Center 5.26000 GHz
#Res BW 1.0 MHz
#VBW 3.0 MHz*
Span 40.00 MHz
Sweep 1.33 ms (10001 pts)

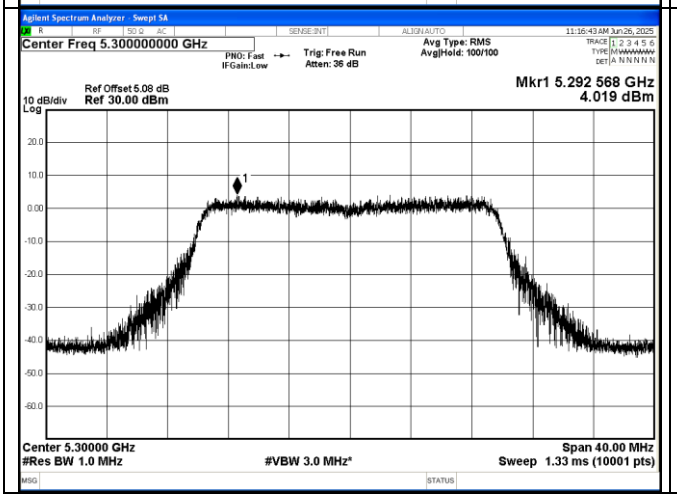
Agilent Spectrum Analyzer - Swept SA
Center Freq 5.300000000 GHz
PNO: Fast
IFGain:Low
Trig: Free Run
Atten: 36 dB
Avg Type: RMS
Avg|Hold: 100/100
11:16:43 AM Jun 26, 2025
Ref Offset 5.08 dB
10 dB/div
Ref 30.00 dBm
Log
Mkr1 5.292 568 GHz
4.019 dBm
Center 5.30000 GHz
#Res BW 1.0 MHz
#VBW 3.0 MHz*
Span 40.00 MHz
Sweep 1.33 ms (10001 pts)

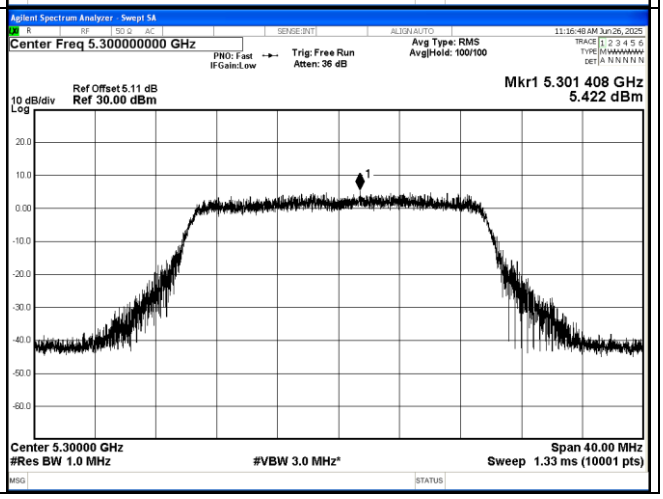
Agilent Spectrum Analyzer - Swept SA
Center Freq 5.300000000 GHz
PNO: Fast
IFGain:Low
Trig: Free Run
Atten: 36 dB
Avg Type: RMS
Avg|Hold: 100/100
11:16:48 AM Jun 26, 2025
Ref Offset 5.11 dB
10 dB/div
Ref 30.00 dBm
Log
Mkr1 5.301 408 GHz
5.422 dBm
Center 5.30000 GHz
#Res BW 1.0 MHz
#VBW 3.0 MHz*
Span 40.00 MHz
Sweep 1.33 ms (10001 pts)

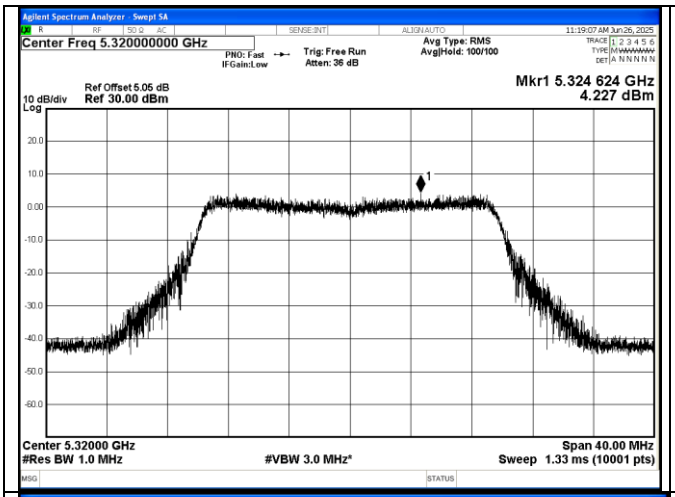
Agilent Spectrum Analyzer - Swept SA
Center Freq 5.320000000 GHz
PNO: Fast
IFGain:Low
Trig: Free Run
Atten: 36 dB
Avg Type: RMS
Avg|Hold: 100/100
11:19:07 AM Jun 26, 2025
Ref Offset 5.05 dB
10 dB/div Ref 30.00 dBm
Log
Mkr1 5.324 624 GHz
4.227 dBm
Center 5.32000 GHz
#Res BW 1.0 MHz
#VBW 3.0 MHz*
Span 40.00 MHz
Sweep 1.33 ms (10001 pts)

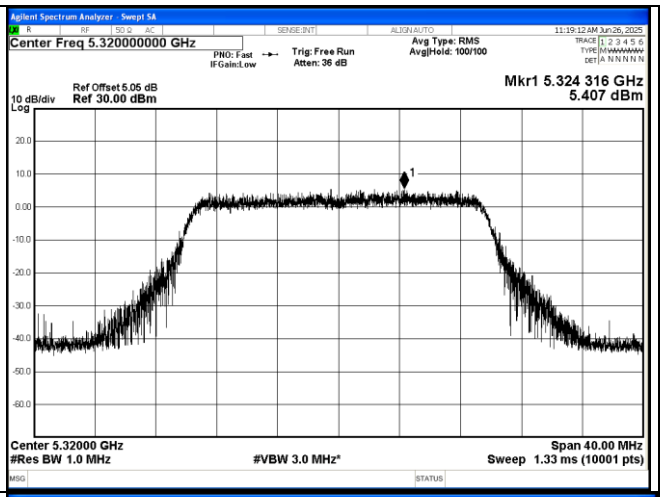
Agilent Spectrum Analyzer - Swept SA
Center Freq 5.320000000 GHz
PNO: Fast
IFGain:Low
Trig: Free Run
Atten: 36 dB
Avg Type: RMS
Avg|Hold: 100/100
11:19:12 AM Jun 26, 2025
Ref Offset 5.05 dB
10 dB/div Ref 30.00 dBm
Log
Mkr1 5.324 316 GHz
5.407 dBm
Center 5.32000 GHz
#Res BW 1.0 MHz
#VBW 3.0 MHz*
Span 40.00 MHz
Sweep 1.33 ms (10001 pts)

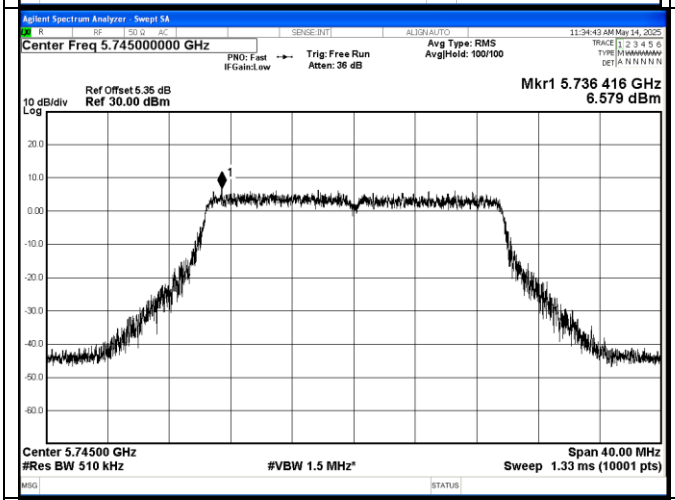
Agilent Spectrum Analyzer - Swept SA
Center Freq 5.745000000 GHz
PNO: Fast
IFGain:Low
Trig: Free Run
Atten: 36 dB
Avg Type: RMS
Avg|Hold: 100/100
11:34:43 AM May 14, 2025
Ref Offset 5.35 dB
10 dB/div Ref 30.00 dBm
Log
Mkr1 5.736 416 GHz
6.579 dBm
Center 5.74500 GHz
#Res BW 510 kHz
#VBW 1.5 MHz*
Span 40.00 MHz
Sweep 1.33 ms (10001 pts)

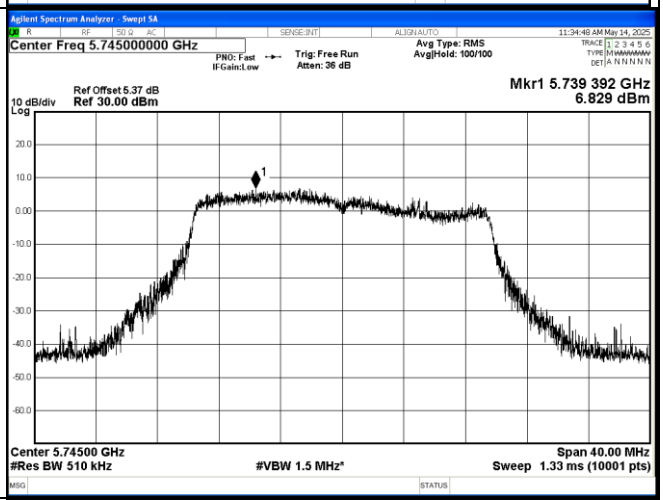
Agilent Spectrum Analyzer - Swept SA
Center Freq 5.745000000 GHz
PNO: Fast
IFGain:Low
Trig: Free Run
Atten: 36 dB
Avg Type: RMS
Avg|Hold: 100/100
11:34:48 AM May 14, 2025
Ref Offset 5.37 dB
10 dB/div Ref 30.00 dBm
Log
Mkr1 5.739 392 GHz
6.829 dBm
Center 5.74500 GHz
#Res BW 510 kHz
#VBW 1.5 MHz*
Span 40.00 MHz
Sweep 1.33 ms (10001 pts)

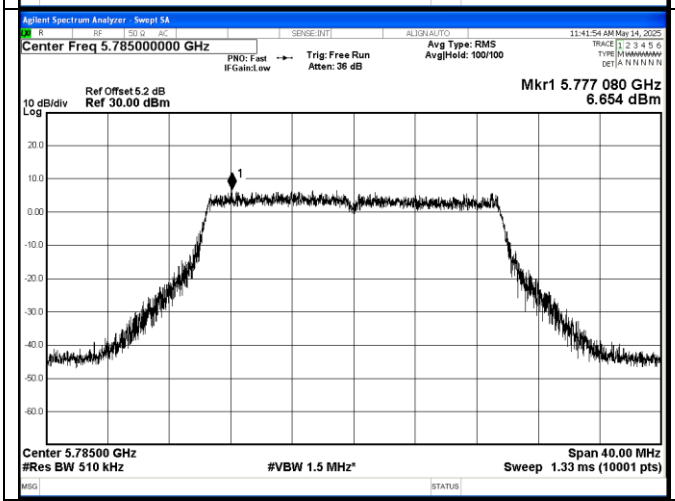
Agilent Spectrum Analyzer - Swept SA
Center Freq 5.785000000 GHz
PNO: Fast
IFGain:Low
Trig: Free Run
Atten: 36 dB
Avg Type: RMS
Avg|Hold: 100/100
11:41:54 AM May 14, 2025
Ref Offset 5.2 dB
10 dB/div Ref 30.00 dBm
Log
Mkr1 5.777 080 GHz
6.654 dBm
Center 5.78500 GHz
#Res BW 510 kHz
#VBW 1.5 MHz*
Span 40.00 MHz
Sweep 1.33 ms (10001 pts)

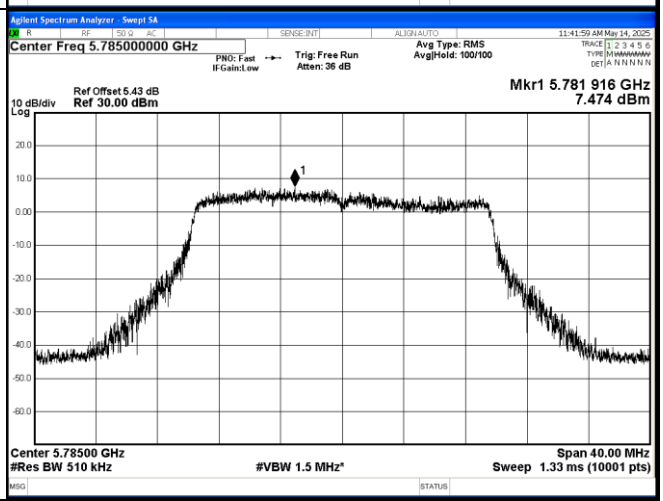
Agilent Spectrum Analyzer - Swept SA
Center Freq 5.785000000 GHz
PNO: Fast
IFGain:Low
Trig: Free Run
Atten: 36 dB
Avg Type: RMS
Avg|Hold: 100/100
11:41:59 AM May 14, 2025
Ref Offset 5.43 dB
10 dB/div Ref 30.00 dBm
Log
Mkr1 5.781 916 GHz
7.474 dBm
Center 5.78500 GHz
#Res BW 510 kHz
#VBW 1.5 MHz*
Span 40.00 MHz
Sweep 1.33 ms (10001 pts)

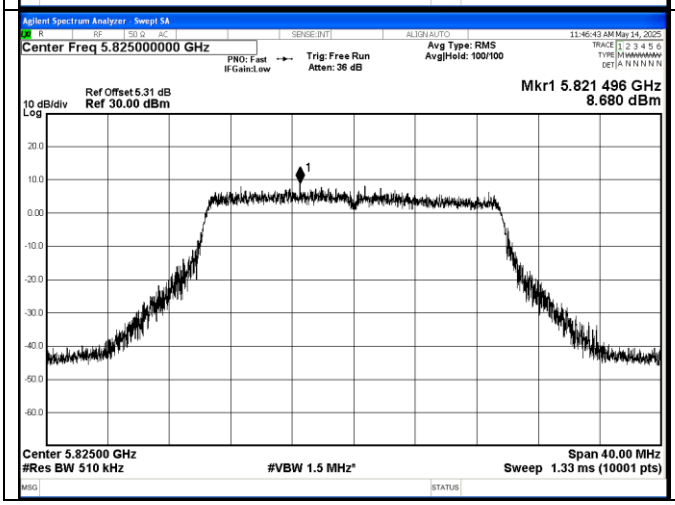
Agilent Spectrum Analyzer - Swept SA
Center Freq 5.825000000 GHz
PNO: Fast
IFGain:Low
Trig: Free Run
Atten: 36 dB
Avg Type: RMS
Avg|Hold: 100/100
11:46:43 AM May 14, 2025
Ref Offset 5.31 dB
10 dB/div Ref 30.00 dBm
Log
Mkr1 5.821 496 GHz
8.680 dBm
Center 5.82500 GHz
#Res BW 510 kHz
#VBW 1.5 MHz*
Span 40.00 MHz
Sweep 1.33 ms (10001 pts)

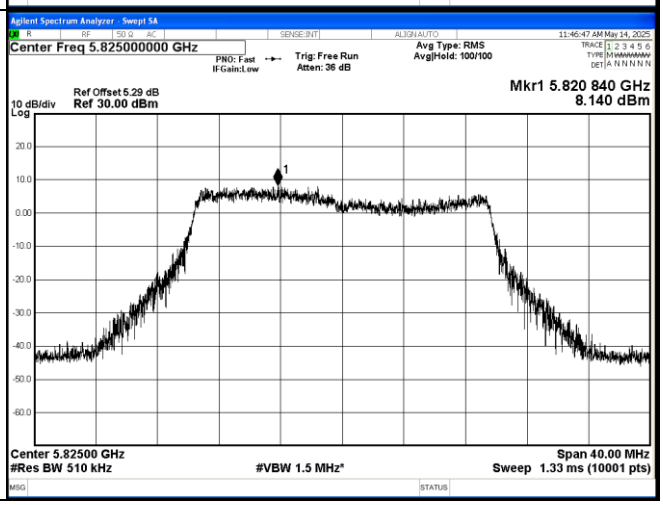
Agilent Spectrum Analyzer - Swept SA
Center Freq 5.825000000 GHz
PNO: Fast
IFGain:Low
Trig: Free Run
Atten: 36 dB
Avg Type: RMS
Avg|Hold: 100/100
11:46:47 AM May 14, 2025
Ref Offset 5.29 dB
10 dB/div Ref 30.00 dBm
Log
Mkr1 5.820 840 GHz
8.140 dBm
Center 5.82500 GHz
#Res BW 510 kHz
#VBW 1.5 MHz*
Span 40.00 MHz
Sweep 1.33 ms (10001 pts)

802.11ax(HE40) mode:						
CH	Freq.	ANT1_PSD (dBm/MHz)	ANT2_PSD (dBm/MHz)	FCC MIMO PSD (dBm/MHz)	FCC Limit (dBm/MHz)	Result
38	5190	7.542	7.684	10.624	14.43	Pass
46	5230	7.506	7.89	10.713	14.43	Pass

CH	Freq.	ANT1_PSD (dBm/MHz)	ANT2_PSD (dBm/MHz)	FCC MIMO PSD (dBm/MHz)	FCC Limit (dBm/MHz)	Result
54	5270	4.06	4.596	7.347	8.43	Pass
62	5310	4.294	4.695	7.509	8.43	Pass

CH	Freq.	ANT1_PSD (dBm/500kHz)	ANT2_PSD (dBm/500kHz)	MIMO PSD (dBm/500kHz)	Limit (dBm/500kHz)	Result
151	5755	3.818	4.83	7.364	28.31	Pass
159	5795	5.493	5.394	8.454	28.31	Pass

Note:

Antenna gain(G) of 802.11 a/n/ac/ax/be: 5150MHz to 5350MHz: 5.56 dBi,5725MHz to 5850MHz: 4.68 dBi(ANT1&2).

For 802.11n, 802.11ac, 802.11ax and 802.11be, the EUT incorporates a MIMO function. The 5150MHz to 5350MHz: Antenna directional gain = GANT + Array Gain = 8.57 dBi, and 5725MHz to 5850MHz: Antenna directional gain = GANT + Array Gain = 7.69 dBi, where Array Gain = 10 log(2/1) = 3.01 dB.

The maximum power spectral density shall be reduced by the amount in dB that the directional gain of the antenna exceeds 6 dBi. The band 5150MHz to 5250MHz: maximum power spectral density limit is 17-(8.57-6)=14.43. The band 5250MHz to 5350MHz: maximum power spectral density limit is 11-(8.57-6)=8.43. The band 5725MHz to 5850MHz: maximum power spectral density limit is 30-(7.69-6)=28.31.

ANT 1

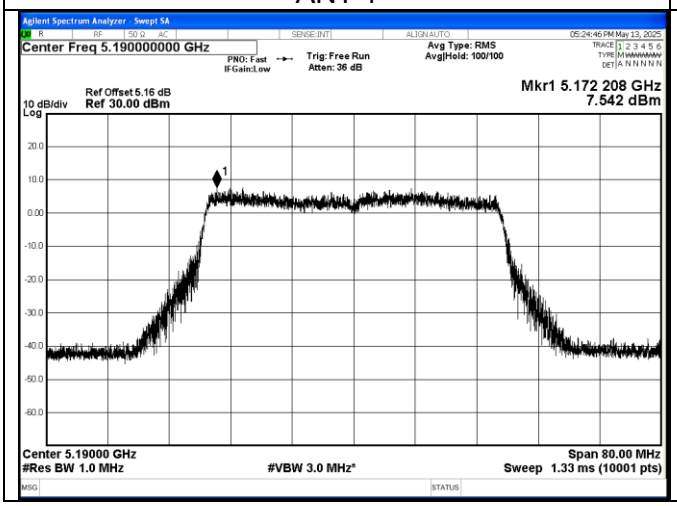

ANT 2

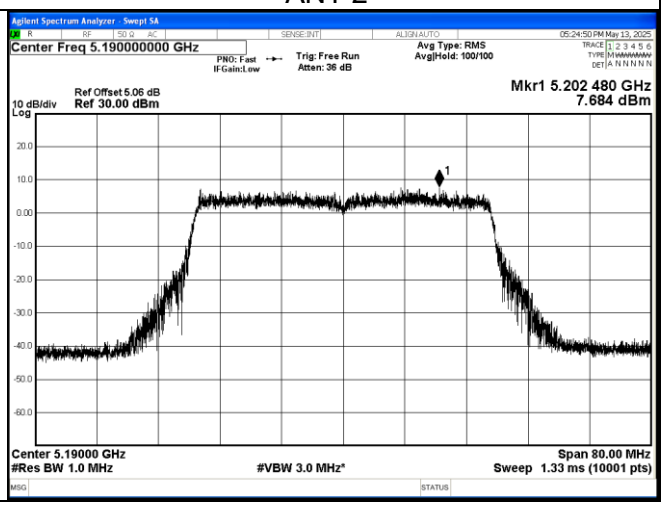

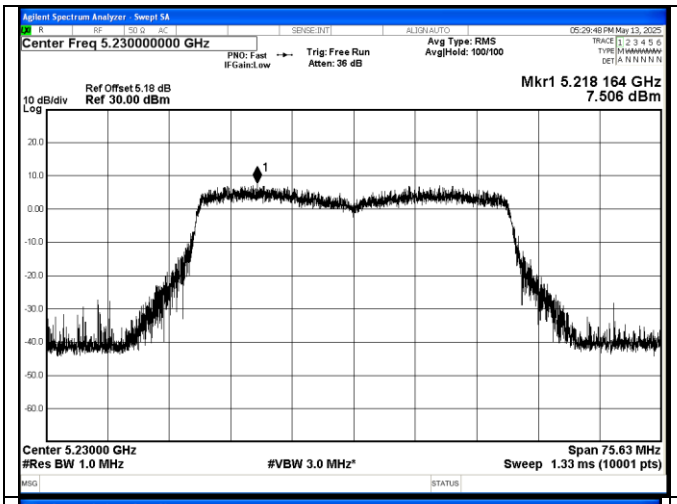
Agilent Spectrum Analyzer - Swept SA
Center Freq 5.230000000 GHz
PNO: Fast
IFGain:Low
Trig: Free Run
Atten: 36 dB
Avg Type: RMS
Avg|Hold: 100/100
05:29:48 PM May 13, 2025
Ref Offset 5.18 dB
10 dB/div Ref 30.00 dBm
Log
Mkr1 5.218 164 GHz
7.506 dBm
Center 5.23000 GHz
#Res BW 1.0 MHz
#VBW 3.0 MHz*
Span 75.63 MHz
Sweep 1.33 ms (10001 pts)

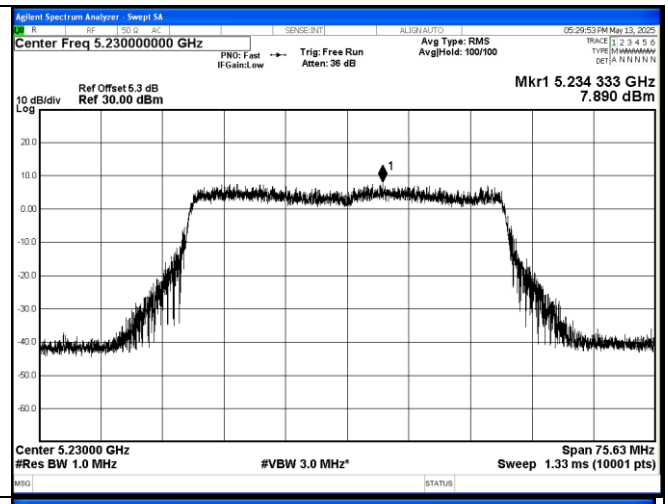
Agilent Spectrum Analyzer - Swept SA
Center Freq 5.230000000 GHz
PNO: Fast
IFGain:Low
Trig: Free Run
Atten: 36 dB
Avg Type: RMS
Avg|Hold: 100/100
05:29:53 PM May 13, 2025
Ref Offset 5.3 dB
10 dB/div Ref 30.00 dBm
Log
Mkr1 5.234 333 GHz
7.890 dBm
Center 5.23000 GHz
#Res BW 1.0 MHz
#VBW 3.0 MHz*
Span 75.63 MHz
Sweep 1.33 ms (10001 pts)

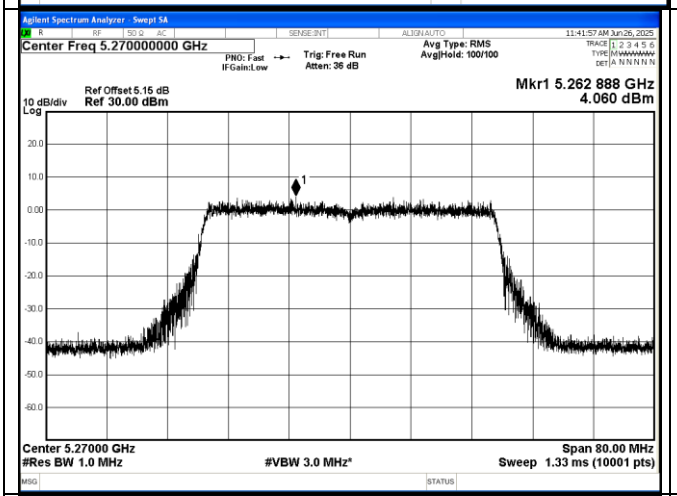
Agilent Spectrum Analyzer - Swept SA
Center Freq 5.270000000 GHz
PNO: Fast
IFGain:Low
Trig: Free Run
Atten: 36 dB
Avg Type: RMS
Avg|Hold: 100/100
11:41:57 AM Jun 26, 2025
Ref Offset 5.15 dB
10 dB/div Ref 30.00 dBm
Log
Mkr1 5.262 888 GHz
4.060 dBm
Center 5.27000 GHz
#Res BW 1.0 MHz
#VBW 3.0 MHz*
Span 80.00 MHz
Sweep 1.33 ms (10001 pts)

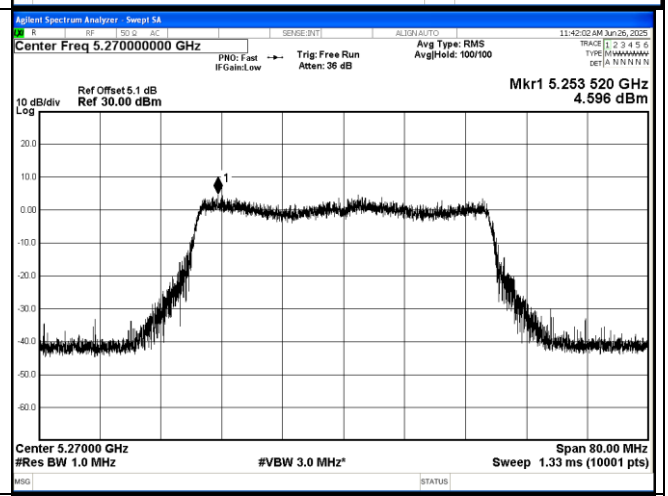
Agilent Spectrum Analyzer - Swept SA
Center Freq 5.270000000 GHz
PNO: Fast
IFGain:Low
Trig: Free Run
Atten: 36 dB
Avg Type: RMS
Avg|Hold: 100/100
11:42:02 AM Jun 26, 2025
Ref Offset 5.1 dB
10 dB/div Ref 30.00 dBm
Log
Mkr1 5.253 520 GHz
4.596 dBm
Center 5.27000 GHz
#Res BW 1.0 MHz
#VBW 3.0 MHz*
Span 80.00 MHz
Sweep 1.33 ms (10001 pts)

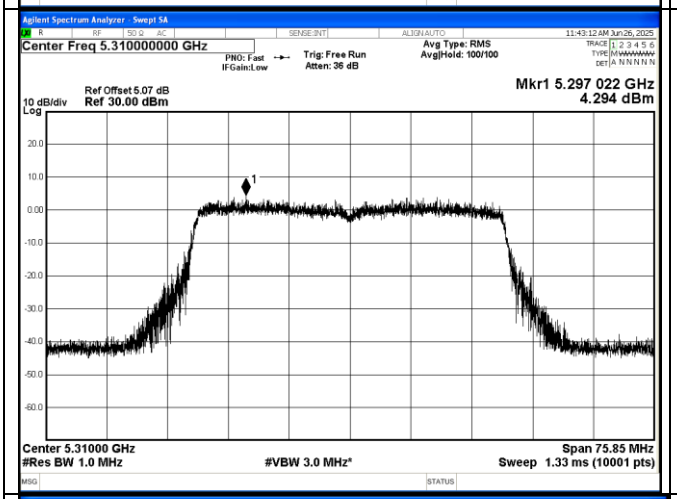
Agilent Spectrum Analyzer - Swept SA
Center Freq 5.310000000 GHz
PNO: Fast
IFGain:Low
Trig: Free Run
Atten: 36 dB
Avg Type: RMS
Avg|Hold: 100/100
11:43:12 AM Jun 26, 2025
Ref Offset 5.07 dB
10 dB/div Ref 30.00 dBm
Log
Mkr1 5.297 022 GHz
4.294 dBm
Center 5.31000 GHz
#Res BW 1.0 MHz
#VBW 3.0 MHz*
Span 75.85 MHz
Sweep 1.33 ms (10001 pts)

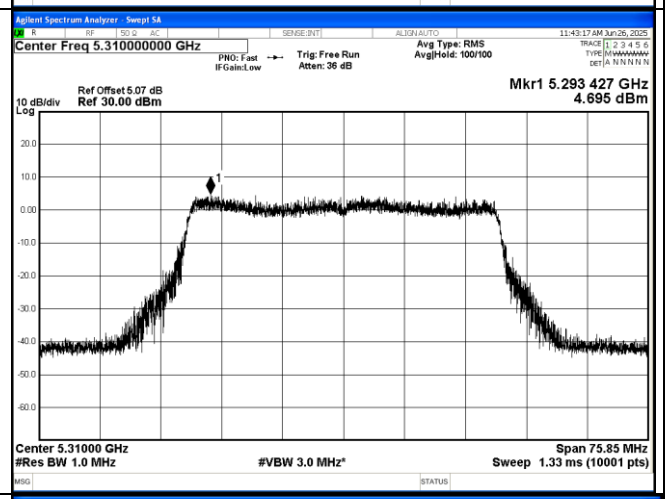
Agilent Spectrum Analyzer - Swept SA
Center Freq 5.310000000 GHz
PNO: Fast
IFGain:Low
Trig: Free Run
Atten: 36 dB
Avg Type: RMS
Avg|Hold: 100/100
11:43:17 AM Jun 26, 2025
Ref Offset 5.07 dB
10 dB/div Ref 30.00 dBm
Log
Mkr1 5.293 427 GHz
4.695 dBm
Center 5.31000 GHz
#Res BW 1.0 MHz
#VBW 3.0 MHz*
Span 75.85 MHz
Sweep 1.33 ms (10001 pts)

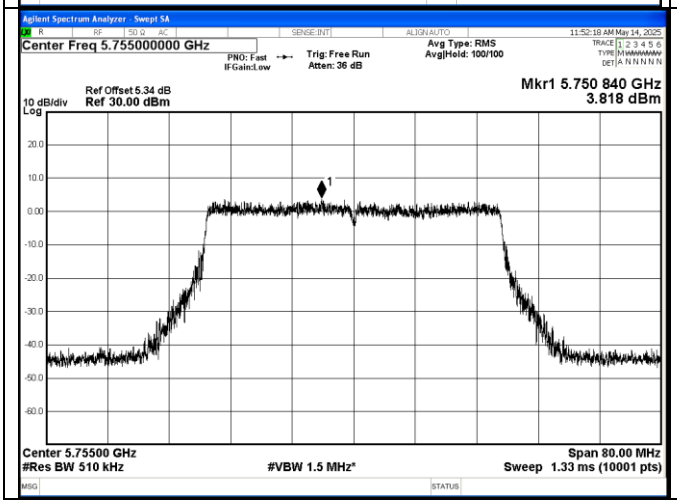
Agilent Spectrum Analyzer - Swept SA
Center Freq 5.755000000 GHz
PNO: Fast
IFGain:Low
Trig: Free Run
Atten: 36 dB
Avg Type: RMS
Avg|Hold: 100/100
11:52:18 AM May 14, 2025
Ref Offset 5.34 dB
10 dB/div Ref 30.00 dBm
Log
Mkr1 5.750 840 GHz
3.818 dBm
Center 5.75500 GHz
#Res BW 510 kHz
#VBW 1.5 MHz*
Span 80.00 MHz
Sweep 1.33 ms (10001 pts)

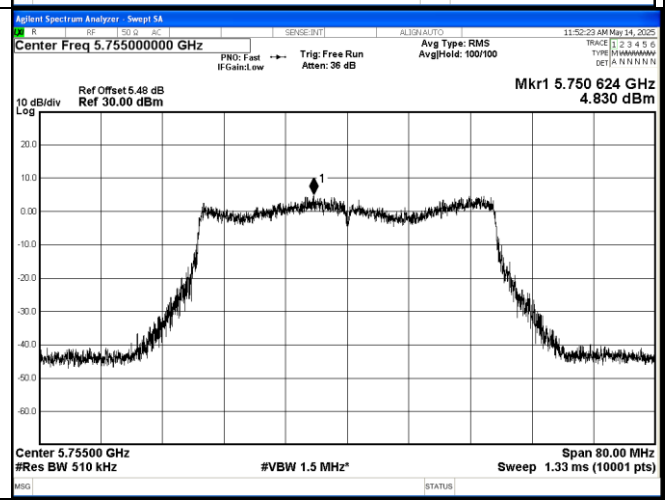
Agilent Spectrum Analyzer - Swept SA
Center Freq 5.755000000 GHz
PNO: Fast
IFGain:Low
Trig: Free Run
Atten: 36 dB
Avg Type: RMS
Avg|Hold: 100/100
11:52:23 AM May 14, 2025
Ref Offset 5.48 dB
10 dB/div Ref 30.00 dBm
Log
Mkr1 5.750 624 GHz
4.830 dBm
Center 5.75500 GHz
#Res BW 510 kHz
#VBW 1.5 MHz*
Span 80.00 MHz
Sweep 1.33 ms (10001 pts)

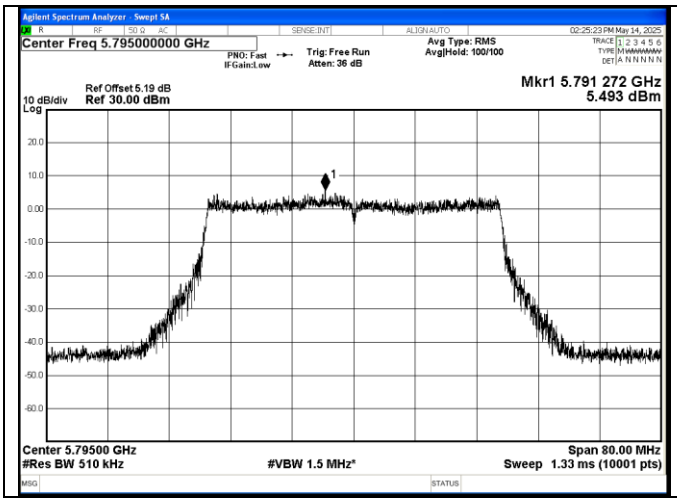
Agilent Spectrum Analyzer - Swept SA
Center Freq 5.795000000 GHz
PNO: Fast
IFGain:Low
Trig: Free Run
Atten: 36 dB
Avg Type: RMS
Avg|Hold: 100/100
02:25:23 PM May 14, 2025
Ref Offset 5.19 dB
10 dB/div Ref 30.00 dBm
Log
Mkr1 5.791 272 GHz
5.493 dBm
Center 5.79500 GHz
#Res BW 510 kHz
#VBW 1.5 MHz*
Span 80.00 MHz
Sweep 1.33 ms (10001 pts)

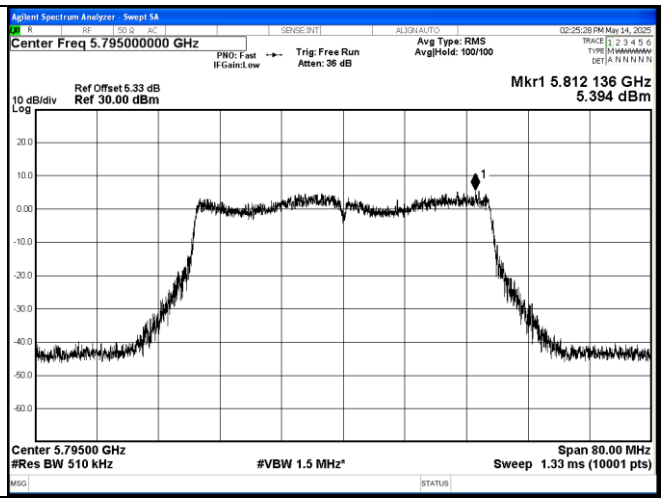
Agilent Spectrum Analyzer - Swept SA
Center Freq 5.795000000 GHz
PNO: Fast
IFGain:Low
Trig: Free Run
Atten: 36 dB
Avg Type: RMS
Avg|Hold: 100/100
02:25:28 PM May 14, 2025
Ref Offset 5.33 dB
10 dB/div Ref 30.00 dBm
Log
Mkr1 5.812 136 GHz
5.394 dBm
Center 5.79500 GHz
#Res BW 510 kHz
#VBW 1.5 MHz*
Span 80.00 MHz
Sweep 1.33 ms (10001 pts)

802.11ax(HE80) mode:						
CH	Freq.	ANT1_PSD (dBm/MHz)	ANT2_PSD (dBm/MHz)	FCC MIMO PSD (dBm/MHz)	FCC Limit (dBm/MHz)	Result
42	5210	7.846	8.005	10.937	14.43	Pass

CH	Freq.	ANT1_PSD (dBm/MHz)	ANT2_PSD (dBm/MHz)	FCC MIMO PSD (dBm/MHz)	FCC Limit (dBm/MHz)	Result
58	5290	4.317	5.838	8.154	8.43	Pass

CH	Freq.	ANT1_PSD (dBm/500kHz)	ANT2_PSD (dBm/500kHz)	MIMO PSD (dBm/500kHz)	Limit (dBm/500kHz)	Result
155	5775	1.534	3.117	5.408	28.31	Pass

Note:
Antenna gain(G) of 802.11 a/n/ac/ax/be: 5150MHz to 5350MHz: 5.56 dBi,5725MHz to 5850MHz: 4.68 dBi(ANT1&2).
For 802.11n, 802.11ac, 802.11ax and 802.11be, the EUT incorporates a MIMO function. The 5150MHz to 5350MHz: Antenna directional gain = GANT + Array Gain = 8.57 dBi, and 5725MHz to 5850MHz: Antenna directional gain = GANT + Array Gain = 7.69 dBi, where Array Gain = 10 log(2/1) = 3.01 dB.
The maximum power spectral density shall be reduced by the amount in dB that the directional gain of the antenna exceeds 6 dBi. The band 5150MHz to 5250MHz: maximum power spectral density limit is 17-(8.57-6)=14.43. The band 5250MHz to 5350MHz: maximum power spectral density limit is 11-(8.57-6)=8.43. The band 5725MHz to 5850MHz: maximum power spectral density limit is 30-(7.69-6)=28.31.

ANT 1

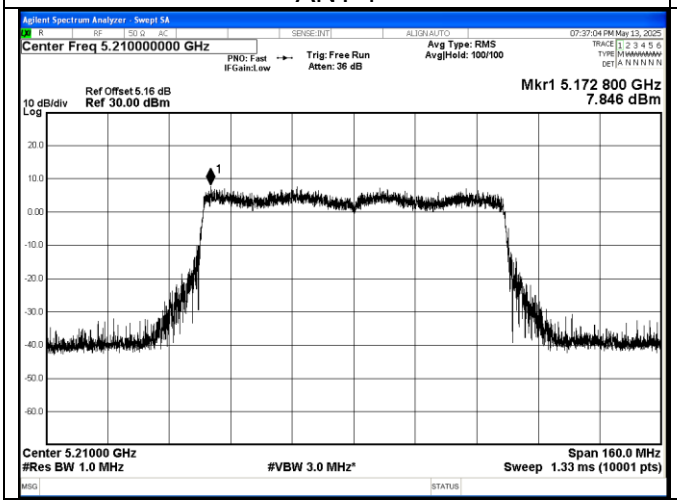

ANT 2

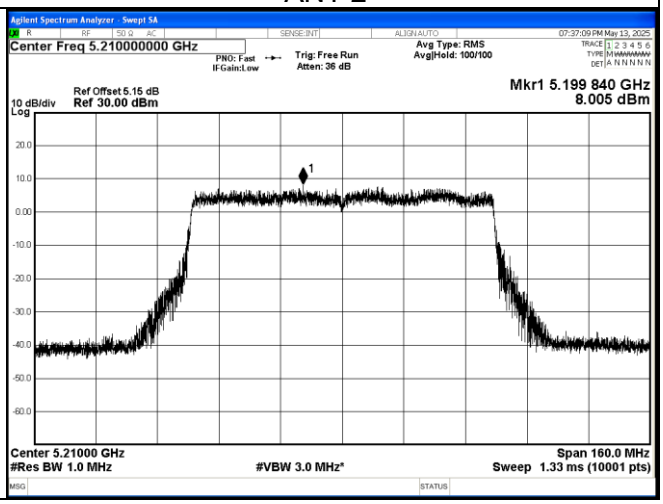

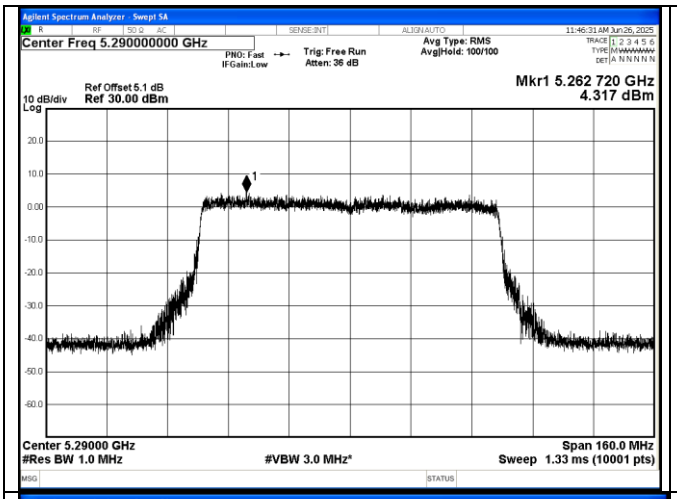
Agilent Spectrum Analyzer - Swept SA
Center Freq 5.290000000 GHz
PNO: Fast
IFGain:Low
Trig: Free Run
Atten: 36 dB
Avg Type: RMS
Avg|Hold: 100/100
11:46:31 AM Jun 26, 2025
Ref Offset 5.1 dB
10 dB/div Ref 30.00 dBm
Log
Mkr1 5.262 720 GHz
4.317 dBm
Center 5.29000 GHz
#Res BW 1.0 MHz
#VBW 3.0 MHz*
Span 160.0 MHz
Sweep 1.33 ms (10001 pts)

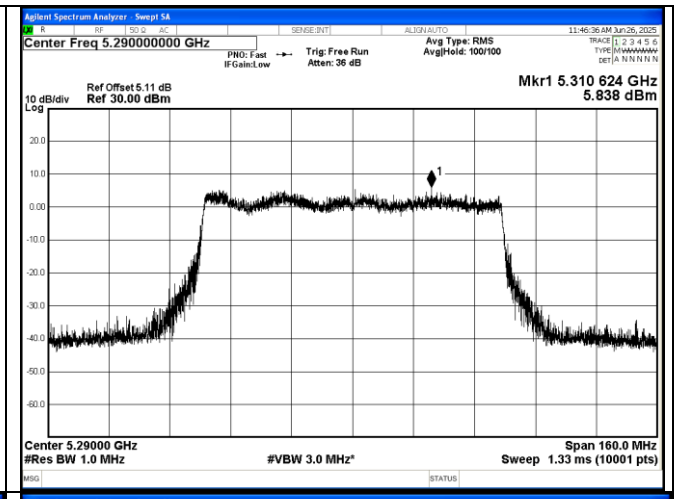
Agilent Spectrum Analyzer - Swept SA
Center Freq 5.290000000 GHz
PNO: Fast
IFGain:Low
Trig: Free Run
Atten: 36 dB
Avg Type: RMS
Avg|Hold: 100/100
11:46:36 AM Jun 26, 2025
Ref Offset 5.11 dB
10 dB/div Ref 30.00 dBm
Log
Mkr1 5.310 624 GHz
5.838 dBm
Center 5.29000 GHz
#Res BW 1.0 MHz
#VBW 3.0 MHz*
Span 160.0 MHz
Sweep 1.33 ms (10001 pts)

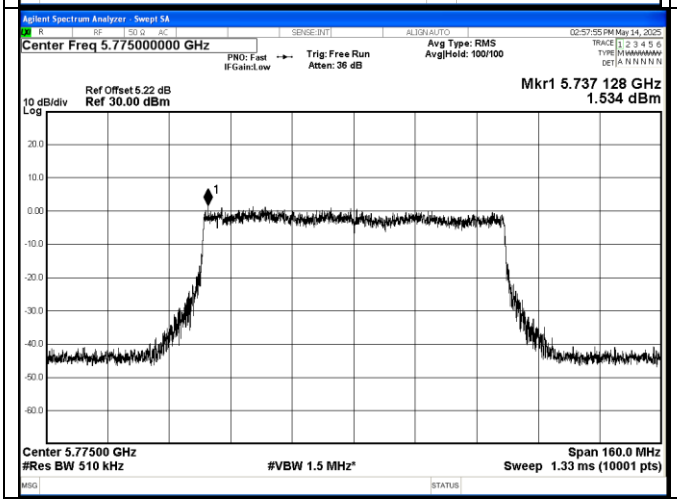
Agilent Spectrum Analyzer - Swept SA
Center Freq 5.775000000 GHz
PNO: Fast
IFGain:Low
Trig: Free Run
Atten: 36 dB
Avg Type: RMS
Avg|Hold: 100/100
02:57:55 PM May 14, 2025
Ref Offset 5.22 dB
10 dB/div Ref 30.00 dBm
Log
Mkr1 5.737 128 GHz
1.534 dBm
Center 5.77500 GHz
#Res BW 510 kHz
#VBW 1.5 MHz*
Span 160.0 MHz
Sweep 1.33 ms (10001 pts)

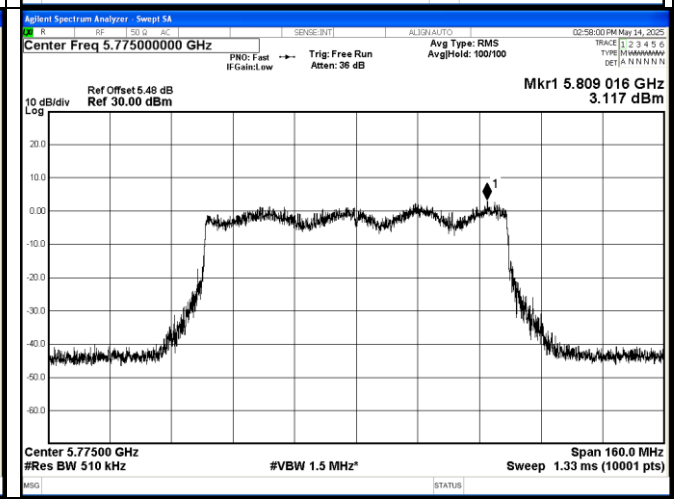
Agilent Spectrum Analyzer - Swept SA
Center Freq 5.775000000 GHz
PNO: Fast
IFGain:Low
Trig: Free Run
Atten: 36 dB
Avg Type: RMS
Avg|Hold: 100/100
02:58:00 PM May 14, 2025
Ref Offset 5.48 dB
10 dB/div Ref 30.00 dBm
Log
Mkr1 5.809 016 GHz
3.117 dBm
Center 5.77500 GHz
#Res BW 510 kHz
#VBW 1.5 MHz*
Span 160.0 MHz
Sweep 1.33 ms (10001 pts)

802.11ax(HE160) mode:						
CH	Freq.	ANT1_PSD (dBm/MHz)	ANT2_PSD (dBm/MHz)	FCC MIMO PSD (dBm/MHz)	FCC Limit (dBm/MHz)	Result
50	5250	3.005	3.693	6.373	8.43	Pass

Note:
Antenna gain(G) of 802.11 a/n/ac/ax/be: 5150MHz to 5350MHz: 5.56 dBi,5725MHz to 5850MHz: 4.68 dBi(ANT1&2).
For 802.11n, 802.11ac, 802.11ax and 802.11be, the EUT incorporates a MIMO function. The 5150MHz to 5350MHz: Antenna directional gain = GANT + Array Gain = 8.57 dBi, and 5725MHz to 5850MHz: Antenna directional gain = GANT + Array Gain = 7.69 dBi, where Array Gain = 10 log(2/1) = 3.01 dB.
The maximum power spectral density shall be reduced by the amount in dB that the directional gain of the antenna exceeds 6 dBi. The band 5150MHz to 5250MHz: maximum power spectral density limit is 17-(8.57-6)=14.43. The band 5250MHz to 5350MHz: maximum power spectral density limit is 11-(8.57-6)=8.43. The band 5725MHz to 5850MHz: maximum power spectral density limit is 30-(7.69-6)=28.31.

ANT 1

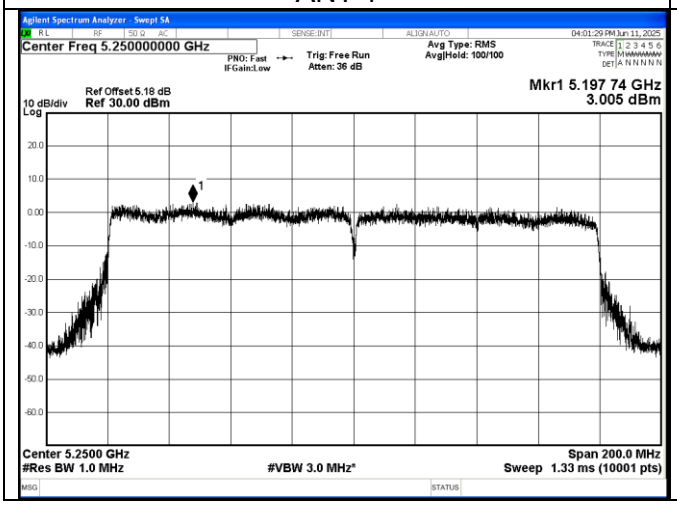

ANT 2

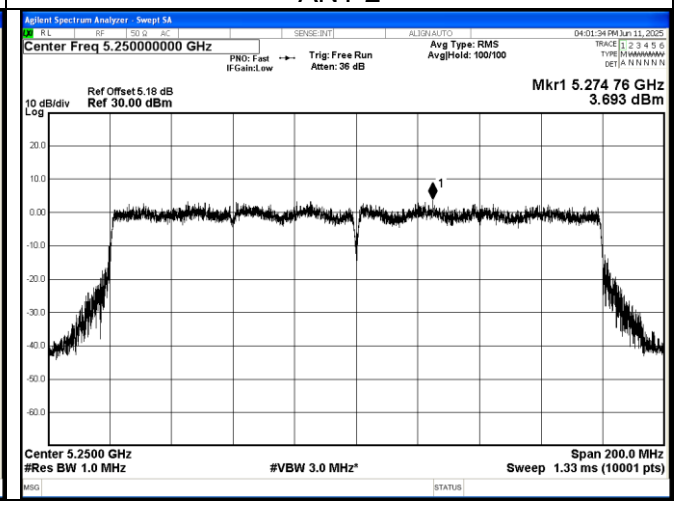

802.11be(EHT20) mode:						
CH	Freq.	ANT1_PSD (dBm/MHz)	ANT2_PSD (dBm/MHz)	FCC MIMO PSD (dBm/MHz)	FCC Limit (dBm/MHz)	Result
36	5180	7.809	7.398	10.619	14.43	Pass
44	5200	7.546	7.887	10.73	14.43	Pass
48	5240	6.588	8.305	10.541	14.43	Pass

CH	Freq.	ANT1_PSD (dBm/MHz)	ANT2_PSD (dBm/MHz)	FCC MIMO PSD (dBm/MHz)	FCC Limit (dBm/MHz)	Result
52	5260	3.298	3.621	6.473	8.43	Pass
56	5300	3.783	4.64	7.243	8.43	Pass
64	5320	3.096	4.165	6.674	8.43	Pass

CH	Freq.	ANT1_PSD (dBm/500kHz)	ANT2_PSD (dBm/500kHz)	MIMO PSD (dBm/500kHz)	Limit (dBm/500kHz)	Result
149	5745	7.094	7.298	10.207	28.31	Pass
157	5785	4.56	7.289	9.146	28.31	Pass
165	5825	6.046	7.092	9.611	28.31	Pass

Note:
Antenna gain(G) of 802.11 a/n/ac/ax/be: 5150MHz to 5350MHz: 5.56 dBi,5725MHz to 5850MHz: 4.68 dBi(ANT1&2).
For 802.11n, 802.11ac, 802.11ax and 802.11be, the EUT incorporates a MIMO function. The 5150MHz to 5350MHz: Antenna directional gain = GANT + Array Gain = 8.57 dBi, and 5725MHz to 5850MHz: Antenna directional gain = GANT + Array Gain = 7.69 dBi, where Array Gain = 10 log(2/1) = 3.01 dB.
The maximum power spectral density shall be reduced by the amount in dB that the directional gain of the antenna exceeds 6 dBi. The band 5150MHz to 5250MHz: maximum power spectral density limit is 17-(8.57-6)=14.43. The band 5250MHz to 5350MHz: maximum power spectral density limit is 11-(8.57-6)=8.43. The band 5725MHz to 5850MHz: maximum power spectral density limit is 30-(7.69-6)=28.31.

ANT 1

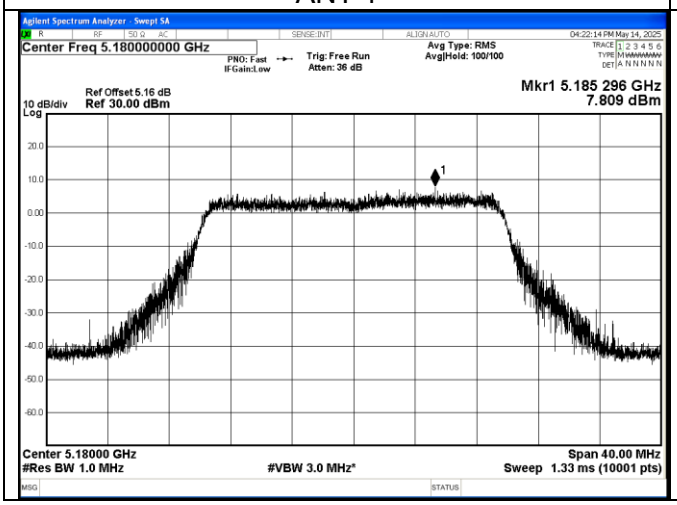

ANT 2

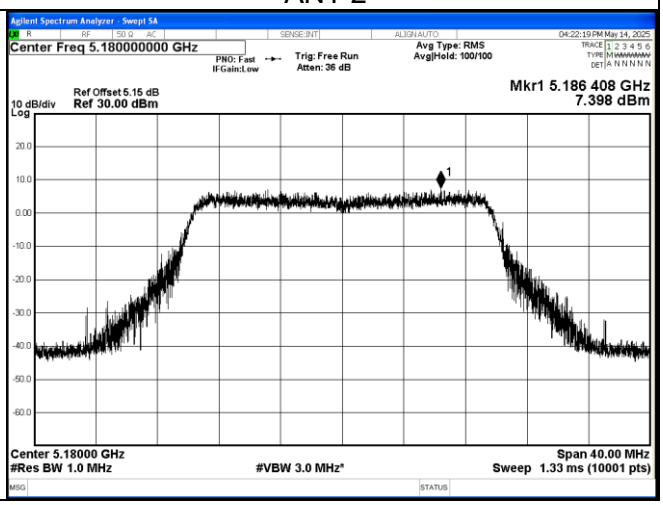

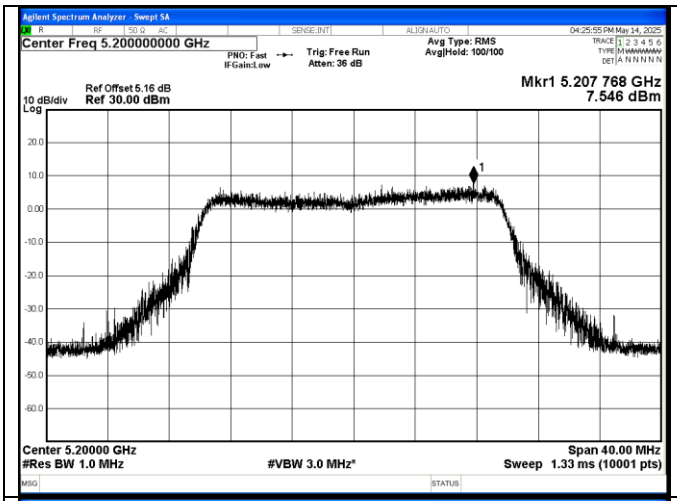
Agilent Spectrum Analyzer - Swept SA
Center Freq 5.200000000 GHz
PNO: Fast
IFGain:Low
Trig: Free Run
Atten: 36 dB
Avg Type: RMS
Avg|Hold: 100/100
04:25:55 PM May 14, 2025
Ref Offset 5.16 dB
10 dB/div
Ref 30.00 dBm
Log
Mkr1 5.207 768 GHz
7.546 dBm
Center 5.20000 GHz
#Res BW 1.0 MHz
#VBW 3.0 MHz*
Span 40.00 MHz
Sweep 1.33 ms (10001 pts)

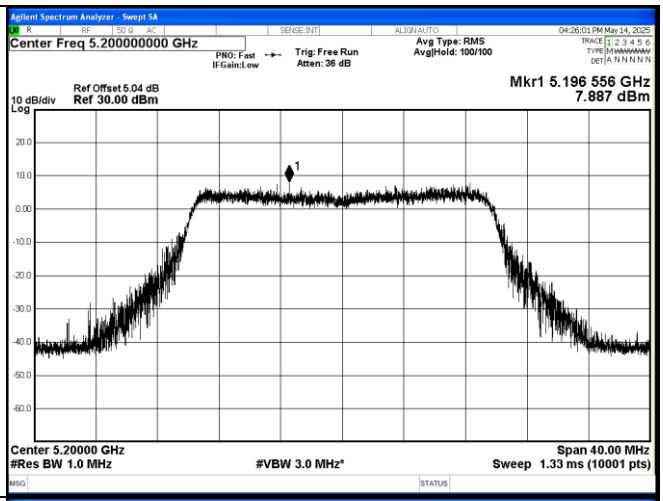
Agilent Spectrum Analyzer - Swept SA
Center Freq 5.200000000 GHz
PNO: Fast
IFGain:Low
Trig: Free Run
Atten: 36 dB
Avg Type: RMS
Avg|Hold: 100/100
04:26:01 PM May 14, 2025
Ref Offset 5.04 dB
10 dB/div
Ref 30.00 dBm
Log
Mkr1 5.196 556 GHz
7.887 dBm
Center 5.20000 GHz
#Res BW 1.0 MHz
#VBW 3.0 MHz*
Span 40.00 MHz
Sweep 1.33 ms (10001 pts)

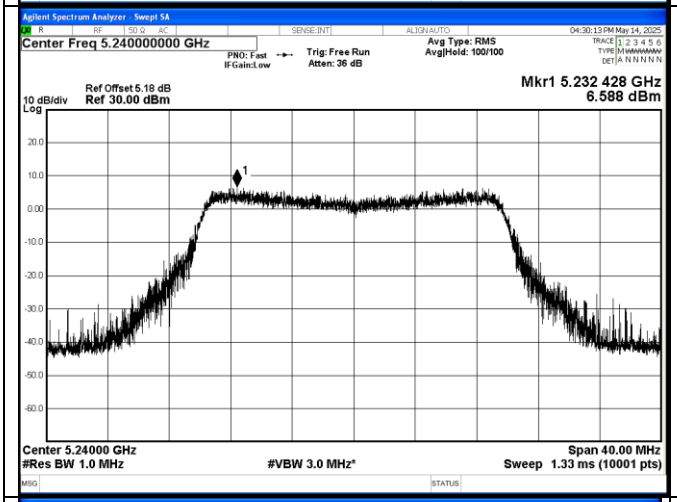
Agilent Spectrum Analyzer - Swept SA
Center Freq 5.240000000 GHz
PNO: Fast
IFGain:Low
Trig: Free Run
Atten: 36 dB
Avg Type: RMS
Avg|Hold: 100/100
04:30:13 PM May 14, 2025
Ref Offset 5.18 dB
10 dB/div
Ref 30.00 dBm
Log
Mkr1 5.232 428 GHz
6.588 dBm
Center 5.24000 GHz
#Res BW 1.0 MHz
#VBW 3.0 MHz*
Span 40.00 MHz
Sweep 1.33 ms (10001 pts)

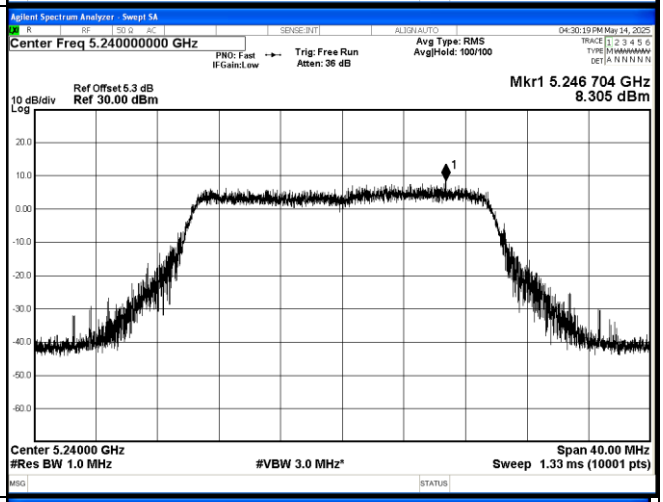
Agilent Spectrum Analyzer - Swept SA
Center Freq 5.240000000 GHz
PNO: Fast
IFGain:Low
Trig: Free Run
Atten: 36 dB
Avg Type: RMS
Avg|Hold: 100/100
04:30:19 PM May 14, 2025
Ref Offset 5.3 dB
10 dB/div
Ref 30.00 dBm
Log
Mkr1 5.246 704 GHz
8.305 dBm
Center 5.24000 GHz
#Res BW 1.0 MHz
#VBW 3.0 MHz*
Span 40.00 MHz
Sweep 1.33 ms (10001 pts)

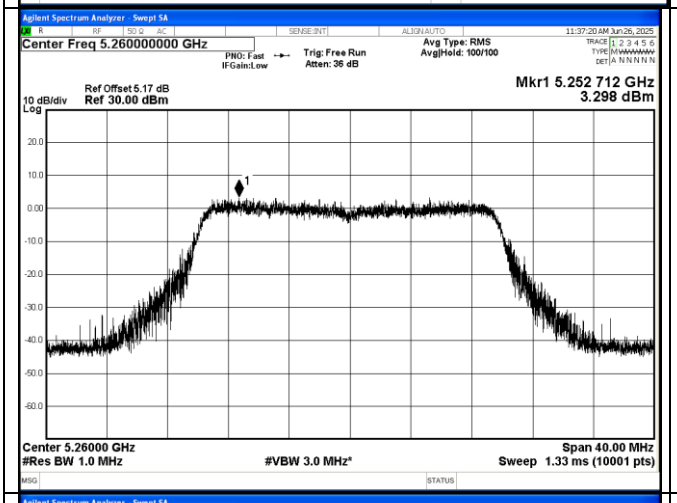
Agilent Spectrum Analyzer - Swept SA
Center Freq 5.260000000 GHz
PNO: Fast
IFGain:Low
Trig: Free Run
Atten: 36 dB
Avg Type: RMS
Avg|Hold: 100/100
11:37:20 AM Jun 26, 2025
Ref Offset 5.17 dB
10 dB/div
Ref 30.00 dBm
Log
Mkr1 5.252 712 GHz
3.298 dBm
Center 5.26000 GHz
#Res BW 1.0 MHz
#VBW 3.0 MHz*
Span 40.00 MHz
Sweep 1.33 ms (10001 pts)

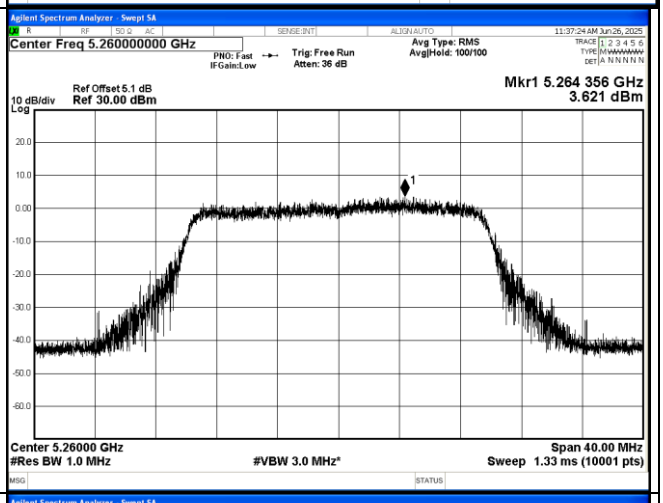
Agilent Spectrum Analyzer - Swept SA
Center Freq 5.260000000 GHz
PNO: Fast
IFGain:Low
Trig: Free Run
Atten: 36 dB
Avg Type: RMS
Avg|Hold: 100/100
11:37:24 AM Jun 26, 2025
Ref Offset 5.1 dB
10 dB/div
Ref 30.00 dBm
Log
Mkr1 5.264 356 GHz
3.621 dBm
Center 5.26000 GHz
#Res BW 1.0 MHz
#VBW 3.0 MHz*
Span 40.00 MHz
Sweep 1.33 ms (10001 pts)

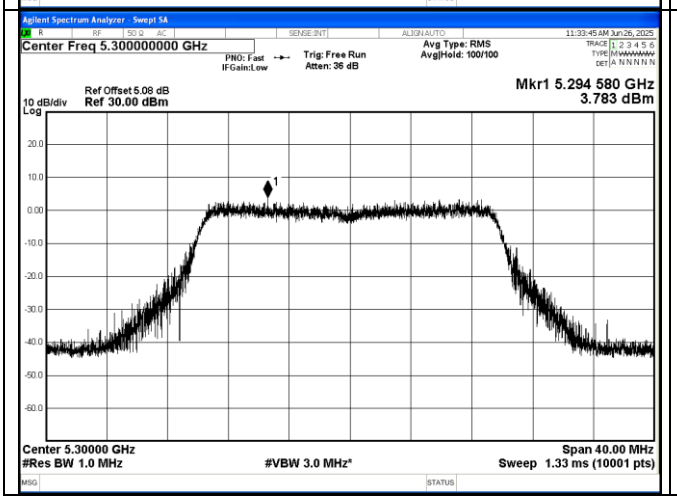
Agilent Spectrum Analyzer - Swept SA
Center Freq 5.300000000 GHz
PNO: Fast
IFGain:Low
Trig: Free Run
Atten: 36 dB
Avg Type: RMS
Avg|Hold: 100/100
11:33:45 AM Jun 26, 2025
Ref Offset 5.08 dB
10 dB/div
Ref 30.00 dBm
Log
Mkr1 5.294 580 GHz
3.783 dBm
Center 5.30000 GHz
#Res BW 1.0 MHz
#VBW 3.0 MHz*
Span 40.00 MHz
Sweep 1.33 ms (10001 pts)

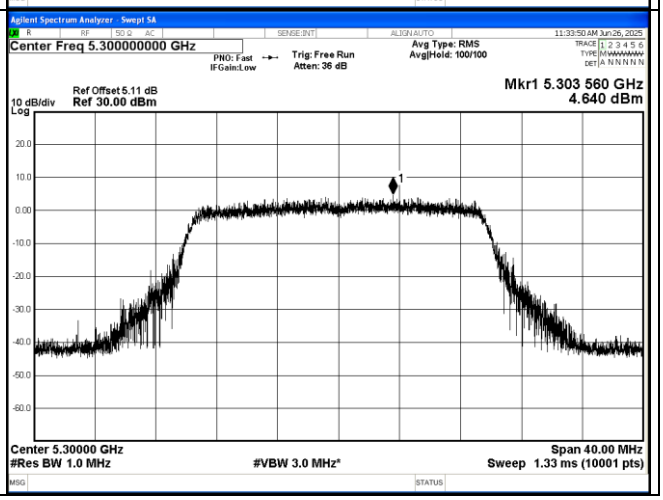
Agilent Spectrum Analyzer - Swept SA
Center Freq 5.300000000 GHz
PNO: Fast
IFGain:Low
Trig: Free Run
Atten: 36 dB
Avg Type: RMS
Avg|Hold: 100/100
11:33:50 AM Jun 26, 2025
Ref Offset 5.11 dB
10 dB/div
Ref 30.00 dBm
Log
Mkr1 5.303 560 GHz
4.640 dBm
Center 5.30000 GHz
#Res BW 1.0 MHz
#VBW 3.0 MHz*
Span 40.00 MHz
Sweep 1.33 ms (10001 pts)

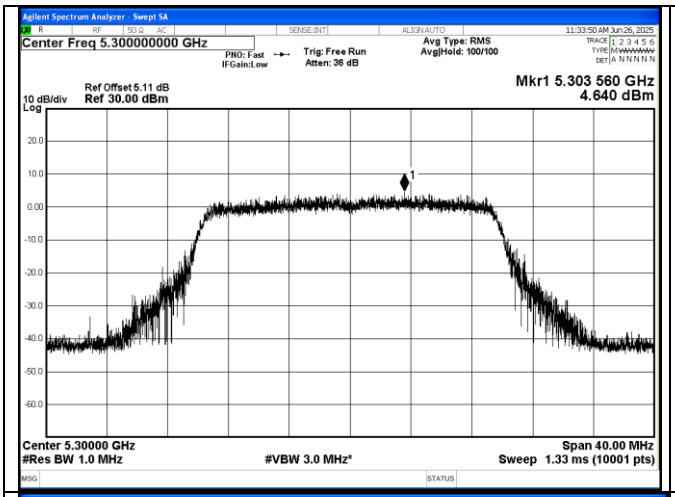
Agilent Spectrum Analyzer - Swept SA
Center Freq 5.300000000 GHz
PNO: Fast
IFGain:Low
Trig: Free Run
Atten: 36 dB
Avg Type: RMS
Avg|Hold: 100/100
11:33:50 AM Jun 26, 2025
Ref Offset 5.11 dB
10 dB/div Ref 30.00 dBm
Log
Mkr1 5.303 560 GHz
4.640 dBm
Center 5.30000 GHz
#Res BW 1.0 MHz
#VBW 3.0 MHz*
Span 40.00 MHz
Sweep 1.33 ms (10001 pts)

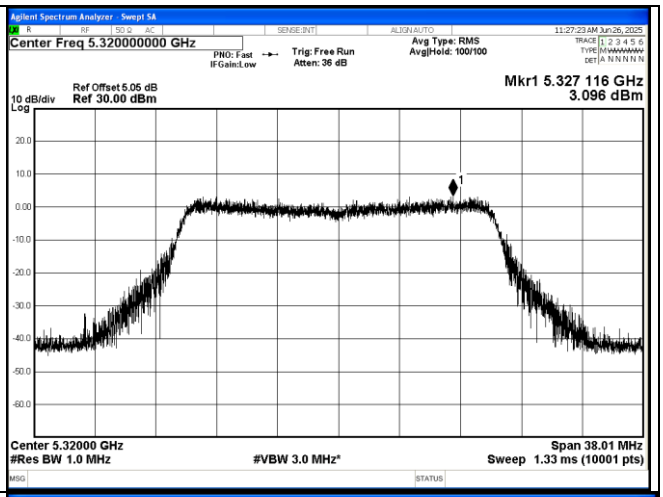
Agilent Spectrum Analyzer - Swept SA
Center Freq 5.320000000 GHz
PNO: Fast
IFGain:Low
Trig: Free Run
Atten: 36 dB
Avg Type: RMS
Avg|Hold: 100/100
11:27:23 AM Jun 26, 2025
Ref Offset 5.05 dB
10 dB/div Ref 30.00 dBm
Log
Mkr1 5.327 116 GHz
3.096 dBm
Center 5.32000 GHz
#Res BW 1.0 MHz
#VBW 3.0 MHz*
Span 38.01 MHz
Sweep 1.33 ms (10001 pts)

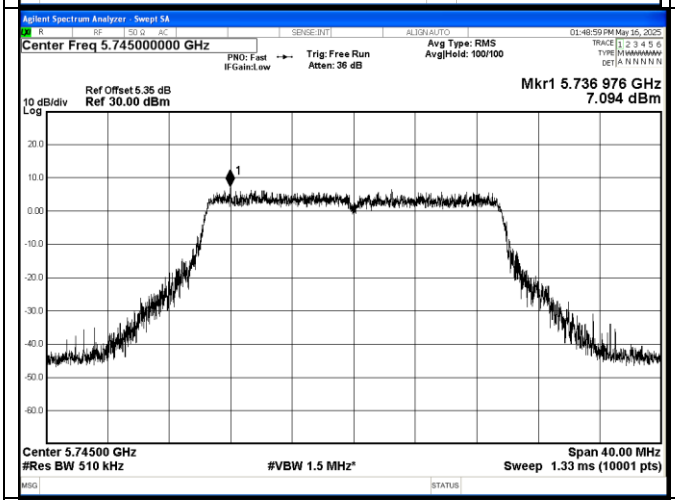
Agilent Spectrum Analyzer - Swept SA
Center Freq 5.745000000 GHz
PNO: Fast
IFGain:Low
Trig: Free Run
Atten: 36 dB
Avg Type: RMS
Avg|Hold: 100/100
01:48:59 PM May 16, 2025
Ref Offset 5.35 dB
10 dB/div Ref 30.00 dBm
Log
Mkr1 5.736 976 GHz
7.094 dBm
Center 5.74500 GHz
#Res BW 510 kHz
#VBW 1.5 MHz*
Span 40.00 MHz
Sweep 1.33 ms (10001 pts)

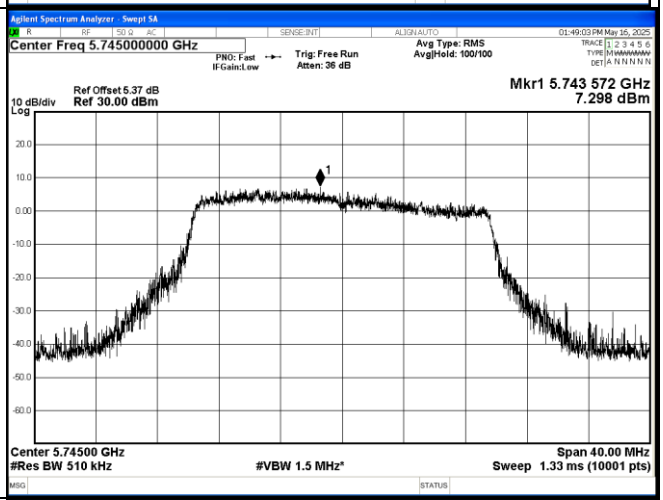
Agilent Spectrum Analyzer - Swept SA
Center Freq 5.745000000 GHz
PNO: Fast
IFGain:Low
Trig: Free Run
Atten: 36 dB
Avg Type: RMS
Avg|Hold: 100/100
01:49:03 PM May 16, 2025
Ref Offset 5.37 dB
10 dB/div Ref 30.00 dBm
Log
Mkr1 5.743 572 GHz
7.298 dBm
Center 5.74500 GHz
#Res BW 510 kHz
#VBW 1.5 MHz*
Span 40.00 MHz
Sweep 1.33 ms (10001 pts)

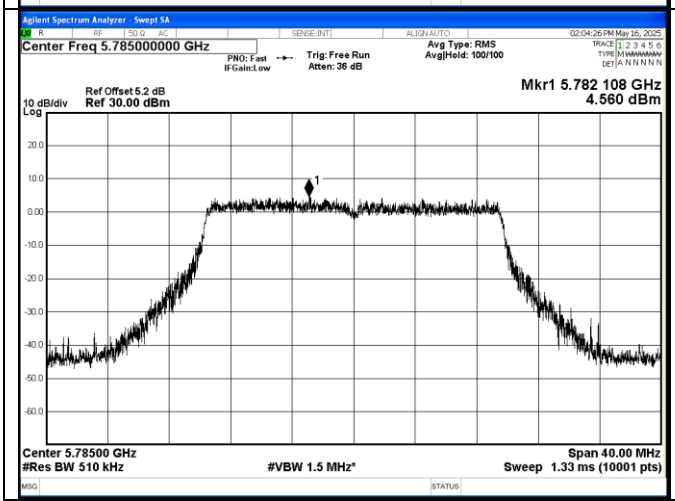
Agilent Spectrum Analyzer - Swept SA
Center Freq 5.785000000 GHz
PNO: Fast
IFGain:Low
Trig: Free Run
Atten: 36 dB
Avg Type: RMS
Avg|Hold: 100/100
02:04:26 PM May 16, 2025
Ref Offset 5.2 dB
10 dB/div Ref 30.00 dBm
Log
Mkr1 5.782 108 GHz
4.560 dBm
Center 5.78500 GHz
#Res BW 510 kHz
#VBW 1.5 MHz*
Span 40.00 MHz
Sweep 1.33 ms (10001 pts)

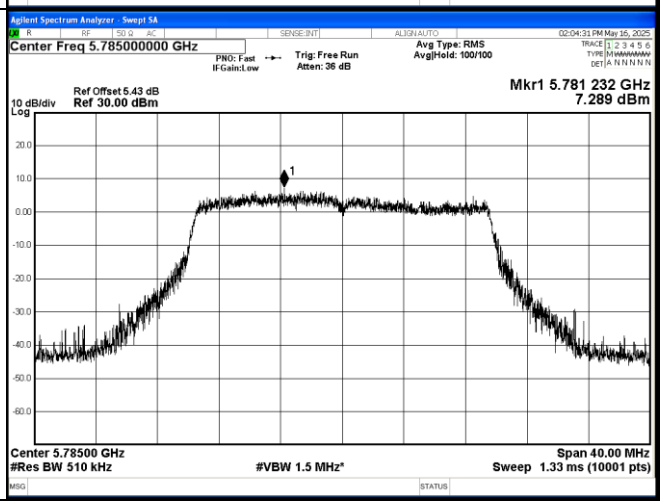
Agilent Spectrum Analyzer - Swept SA
Center Freq 5.785000000 GHz
PNO: Fast
IFGain:Low
Trig: Free Run
Atten: 36 dB
Avg Type: RMS
Avg|Hold: 100/100
02:04:31 PM May 16, 2025
Ref Offset 5.43 dB
10 dB/div Ref 30.00 dBm
Log
Mkr1 5.781 232 GHz
7.289 dBm
Center 5.78500 GHz
#Res BW 510 kHz
#VBW 1.5 MHz*
Span 40.00 MHz
Sweep 1.33 ms (10001 pts)

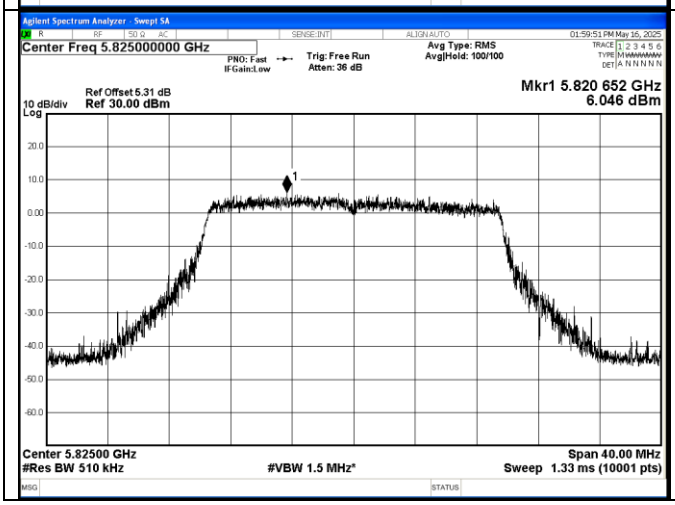
Agilent Spectrum Analyzer - Swept SA
Center Freq 5.825000000 GHz
PNO: Fast
IFGain:Low
Trig: Free Run
Atten: 36 dB
Avg Type: RMS
Avg|Hold: 100/100
01:59:51 PM May 16, 2025
Ref Offset 5.31 dB
10 dB/div Ref 30.00 dBm
Log
Mkr1 5.820 652 GHz
6.046 dBm
Center 5.82500 GHz
#Res BW 510 kHz
#VBW 1.5 MHz*
Span 40.00 MHz
Sweep 1.33 ms (10001 pts)

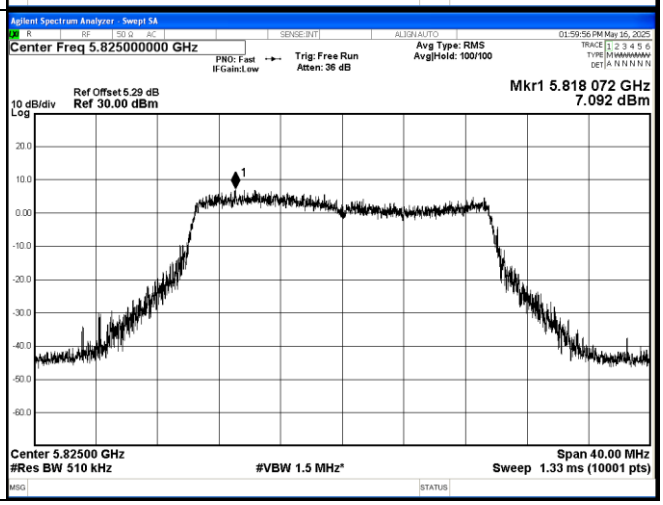
Agilent Spectrum Analyzer - Swept SA
Center Freq 5.825000000 GHz
PNO: Fast
IFGain:Low
Trig: Free Run
Atten: 36 dB
Avg Type: RMS
Avg|Hold: 100/100
01:59:56 PM May 16, 2025
Ref Offset 5.29 dB
10 dB/div Ref 30.00 dBm
Log
Mkr1 5.818 072 GHz
7.092 dBm
Center 5.82500 GHz
#Res BW 510 kHz
#VBW 1.5 MHz*
Span 40.00 MHz
Sweep 1.33 ms (10001 pts)

802.11be(EHT40) mode:						
CH	Freq.	ANT1_PSD (dBm/MHz)	ANT2_PSD (dBm/MHz)	FCC MIMO PSD (dBm/MHz)	FCC Limit (dBm/MHz)	Result
38	5190	7.556	7.922	10.753	14.43	Pass
46	5230	7.779	7.894	10.847	14.43	Pass

CH	Freq.	ANT1_PSD (dBm/MHz)	ANT2_PSD (dBm/MHz)	FCC MIMO PSD (dBm/MHz)	FCC Limit (dBm/MHz)	Result
54	5270	4.538	4.34	7.45	8.43	Pass
62	5310	4.287	4.884	7.606	8.43	Pass

CH	Freq.	ANT1_PSD (dBm/500kHz)	ANT2_PSD (dBm/500kHz)	MIMO PSD (dBm/500kHz)	Limit (dBm/500kHz)	Result
151	5755	3.842	5.226	7.599	28.31	Pass
159	5795	5.338	5.532	8.446	28.31	Pass

Note:

Antenna gain(G) of 802.11 a/n/ac/ax/be: 5150MHz to 5350MHz: 5.56 dBi,5725MHz to 5850MHz: 4.68 dBi(ANT1&2).

For 802.11n, 802.11ac, 802.11ax and 802.11be, the EUT incorporates a MIMO function. The 5150MHz to 5350MHz: Antenna directional gain = GANT + Array Gain = 8.57 dBi, and 5725MHz to 5850MHz: Antenna directional gain = GANT + Array Gain = 7.69 dBi, where Array Gain = 10 log(2/1) = 3.01 dB.

The maximum power spectral density shall be reduced by the amount in dB that the directional gain of the antenna exceeds 6 dBi. The band 5150MHz to 5250MHz: maximum power spectral density limit is 17-(8.57-6)=14.43. The band 5250MHz to 5350MHz: maximum power spectral density limit is 11-(8.57-6)=8.43. The band 5725MHz to 5850MHz: maximum power spectral density limit is 30-(7.69-6)=28.31.

ANT 1

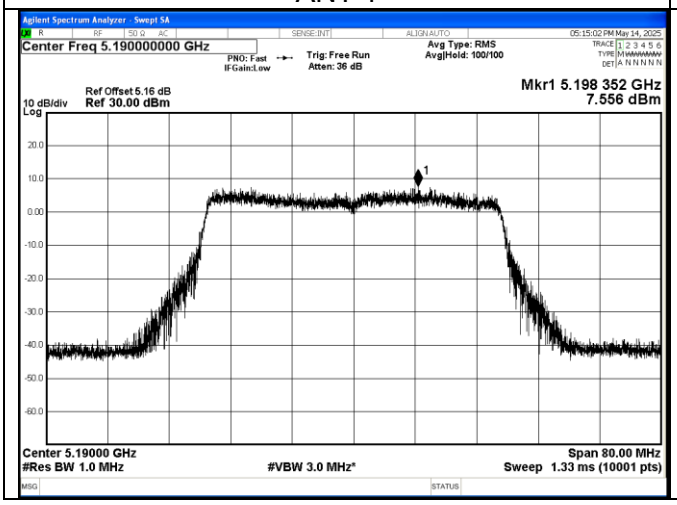

ANT 2

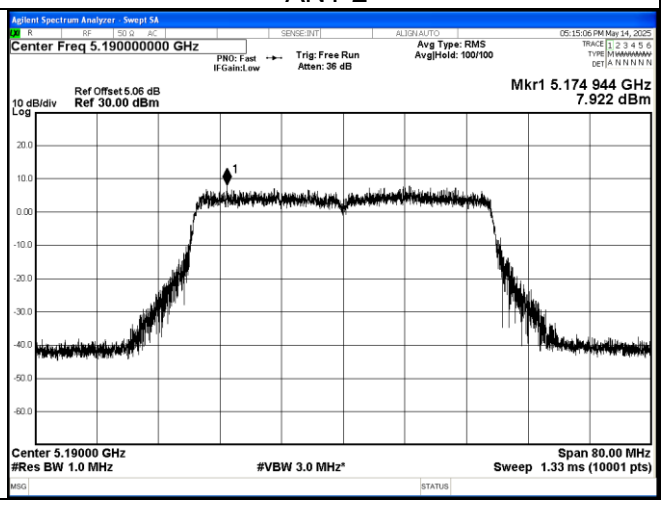

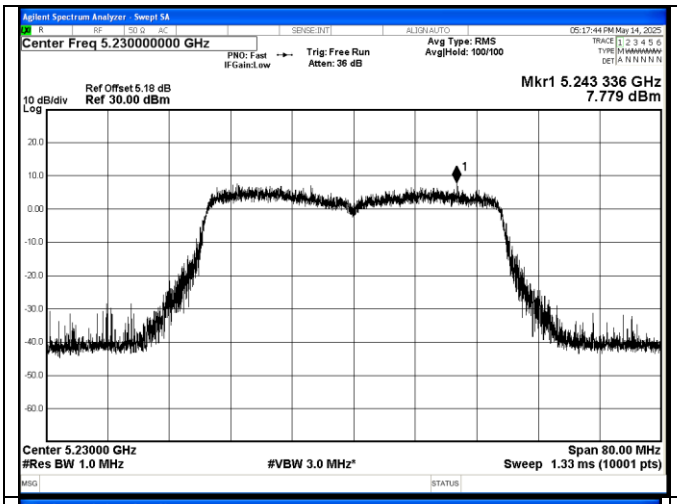
Agilent Spectrum Analyzer - Swept SA
Center Freq 5.230000000 GHz
PNO: Fast
IFGain:Low
Trig: Free Run
Atten: 36 dB
Avg Type: RMS
Avg|Hold: 100/100
05:17:44 PM May 14, 2025
Ref Offset 5.18 dB
10 dB/div Ref 30.00 dBm
Log
Mkr1 5.243 336 GHz
7.779 dBm
Center 5.23000 GHz
#Res BW 1.0 MHz
#VBW 3.0 MHz*
Span 80.00 MHz
Sweep 1.33 ms (10001 pts)

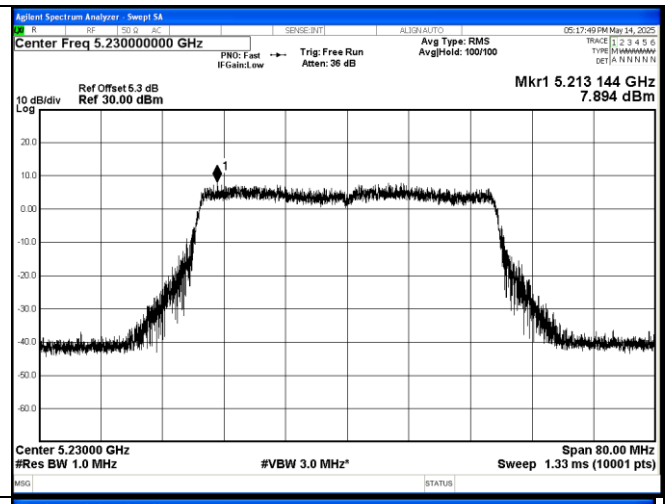
Agilent Spectrum Analyzer - Swept SA
Center Freq 5.230000000 GHz
PNO: Fast
IFGain:Low
Trig: Free Run
Atten: 36 dB
Avg Type: RMS
Avg|Hold: 100/100
05:17:49 PM May 14, 2025
Ref Offset 5.3 dB
10 dB/div Ref 30.00 dBm
Log
Mkr1 5.213 144 GHz
7.894 dBm
Center 5.23000 GHz
#Res BW 1.0 MHz
#VBW 3.0 MHz*
Span 80.00 MHz
Sweep 1.33 ms (10001 pts)

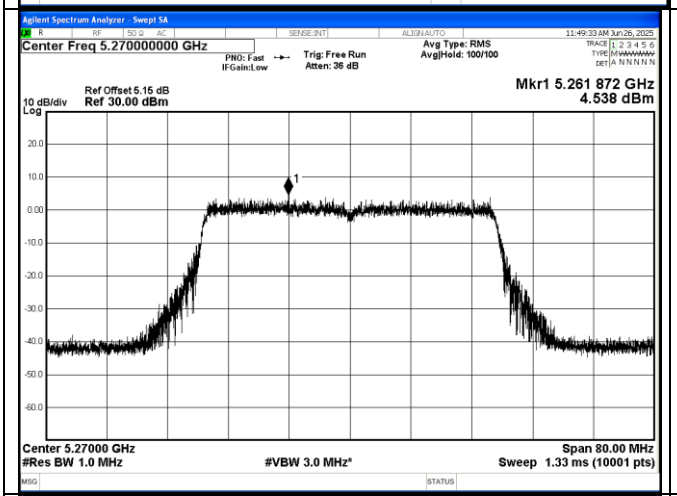
Agilent Spectrum Analyzer - Swept SA
Center Freq 5.270000000 GHz
PNO: Fast
IFGain:Low
Trig: Free Run
Atten: 36 dB
Avg Type: RMS
Avg|Hold: 100/100
11:49:33 AM Jun 26, 2025
Ref Offset 5.15 dB
10 dB/div Ref 30.00 dBm
Log
Mkr1 5.261 872 GHz
4.538 dBm
Center 5.27000 GHz
#Res BW 1.0 MHz
#VBW 3.0 MHz*
Span 80.00 MHz
Sweep 1.33 ms (10001 pts)

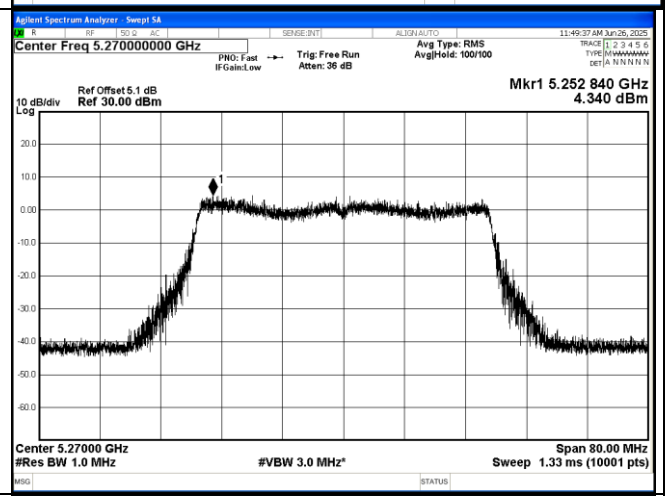
Agilent Spectrum Analyzer - Swept SA
Center Freq 5.270000000 GHz
PNO: Fast
IFGain:Low
Trig: Free Run
Atten: 36 dB
Avg Type: RMS
Avg|Hold: 100/100
11:49:37 AM Jun 26, 2025
Ref Offset 5.1 dB
10 dB/div Ref 30.00 dBm
Log
Mkr1 5.252 840 GHz
4.340 dBm
Center 5.27000 GHz
#Res BW 1.0 MHz
#VBW 3.0 MHz*
Span 80.00 MHz
Sweep 1.33 ms (10001 pts)

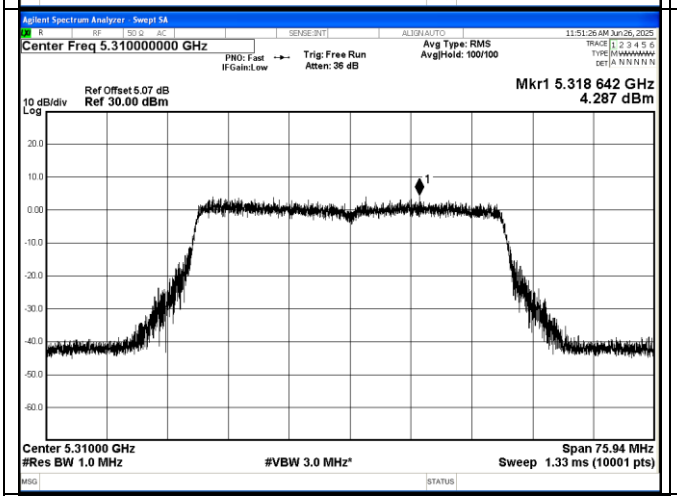
Agilent Spectrum Analyzer - Swept SA
Center Freq 5.310000000 GHz
PNO: Fast
IFGain:Low
Trig: Free Run
Atten: 36 dB
Avg Type: RMS
Avg|Hold: 100/100
11:51:26 AM Jun 26, 2025
Ref Offset 5.07 dB
10 dB/div Ref 30.00 dBm
Log
Mkr1 5.318 642 GHz
4.287 dBm
Center 5.31000 GHz
#Res BW 1.0 MHz
#VBW 3.0 MHz*
Span 75.94 MHz
Sweep 1.33 ms (10001 pts)

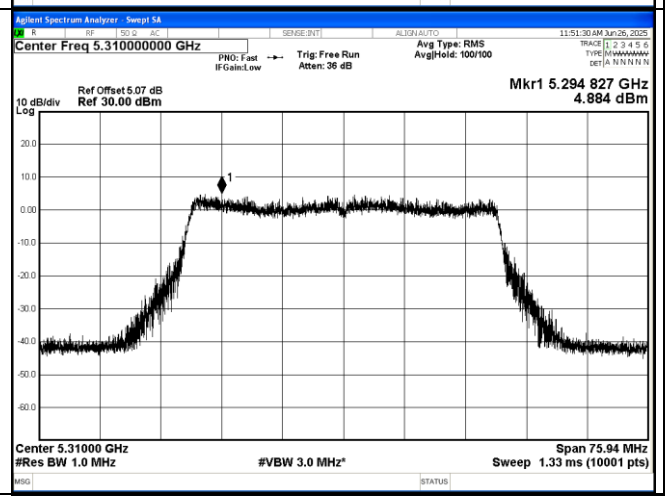
Agilent Spectrum Analyzer - Swept SA
Center Freq 5.310000000 GHz
PNO: Fast
IFGain:Low
Trig: Free Run
Atten: 36 dB
Avg Type: RMS
Avg|Hold: 100/100
11:51:30 AM Jun 26, 2025
Ref Offset 5.07 dB
10 dB/div Ref 30.00 dBm
Log
Mkr1 5.294 827 GHz
4.884 dBm
Center 5.31000 GHz
#Res BW 1.0 MHz
#VBW 3.0 MHz*
Span 75.94 MHz
Sweep 1.33 ms (10001 pts)

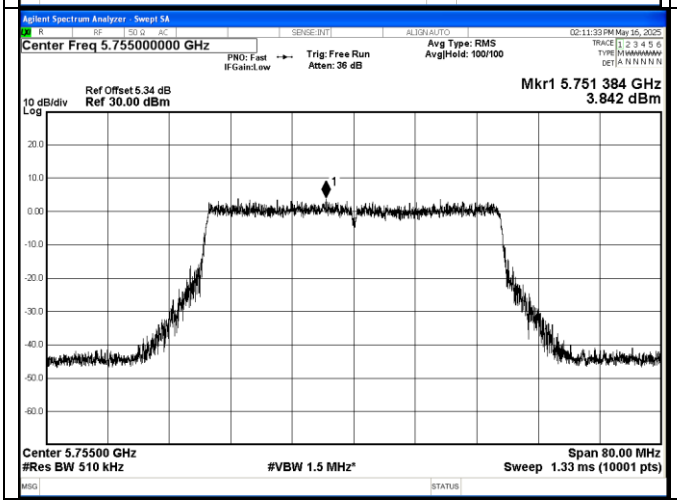
Agilent Spectrum Analyzer - Swept SA
Center Freq 5.755000000 GHz
PNO: Fast
IFGain:Low
Trig: Free Run
Atten: 36 dB
Avg Type: RMS
Avg|Hold: 100/100
02:11:33 PM May 16, 2025
Ref Offset 5.34 dB
10 dB/div Ref 30.00 dBm
Log
Mkr1 5.751 384 GHz
3.842 dBm
Center 5.75500 GHz
#Res BW 510 kHz
#VBW 1.5 MHz*
Span 80.00 MHz
Sweep 1.33 ms (10001 pts)

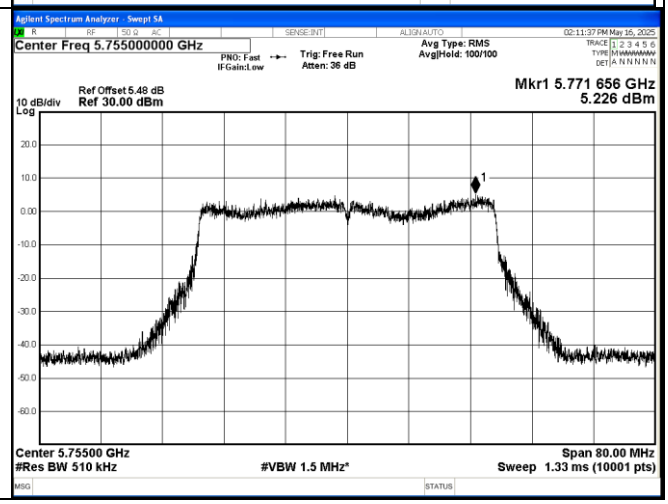
Agilent Spectrum Analyzer - Swept SA
Center Freq 5.755000000 GHz
PNO: Fast
IFGain:Low
Trig: Free Run
Atten: 36 dB
Avg Type: RMS
Avg|Hold: 100/100
02:11:37 PM May 16, 2025
Ref Offset 5.48 dB
10 dB/div Ref 30.00 dBm
Log
Mkr1 5.771 656 GHz
5.226 dBm
Center 5.75500 GHz
#Res BW 510 kHz
#VBW 1.5 MHz*
Span 80.00 MHz
Sweep 1.33 ms (10001 pts)

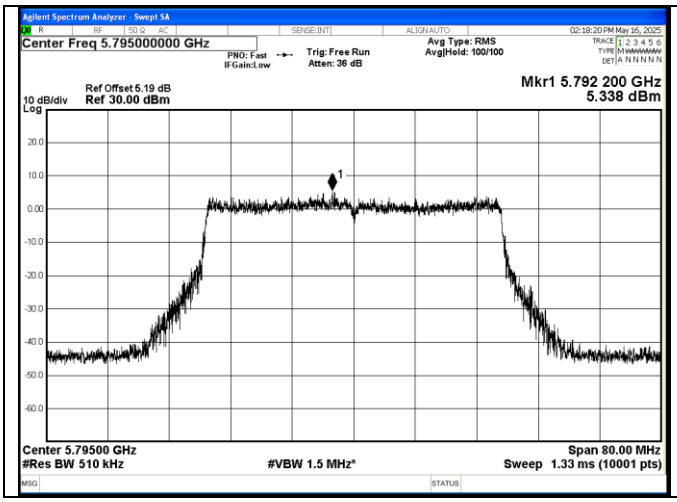
Agilent Spectrum Analyzer - Swept SA
Center Freq 5.795000000 GHz
PNO: Fast
IFGain:Low
Trig: Free Run
Atten: 36 dB
Avg Type: RMS
Avg|Hold: 100/100
02:18:20 PM May 16, 2025
Mkr1 5.792 200 GHz
5.338 dBm
Ref Offset 5.19 dB
10 dB/div Ref 30.00 dBm
Log
Center 5.79500 GHz
#Res BW 510 kHz
#VBW 1.5 MHz*
Span 80.00 MHz
Sweep 1.33 ms (10001 pts)

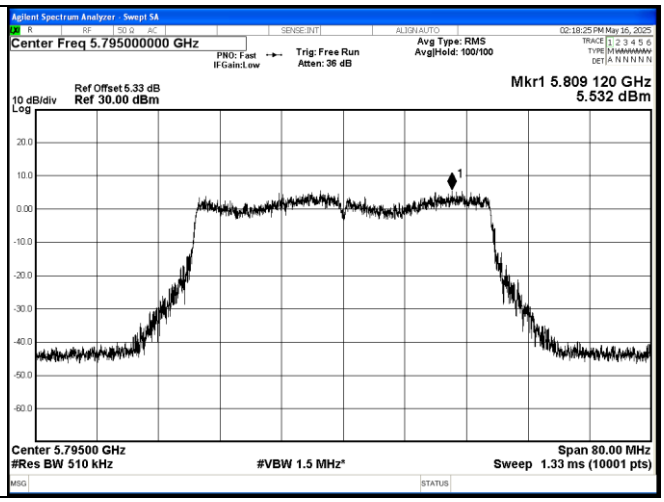
Agilent Spectrum Analyzer - Swept SA
Center Freq 5.795000000 GHz
PNO: Fast
IFGain:Low
Trig: Free Run
Atten: 36 dB
Avg Type: RMS
Avg|Hold: 100/100
02:18:25 PM May 16, 2025
Mkr1 5.809 120 GHz
5.532 dBm
Ref Offset 5.33 dB
10 dB/div Ref 30.00 dBm
Log
Center 5.79500 GHz
#Res BW 510 kHz
#VBW 1.5 MHz*
Span 80.00 MHz
Sweep 1.33 ms (10001 pts)

802.11be(EHT80) mode:						
CH	Freq.	ANT1_PSD (dBm/MHz)	ANT2_PSD (dBm/MHz)	FCC MIMO PSD (dBm/MHz)	FCC Limit (dBm/MHz)	Result
42	5210	6.78	7.037	9.921	14.43	Pass

CH	Freq.	ANT1_PSD (dBm/MHz)	ANT2_PSD (dBm/MHz)	FCC MIMO PSD (dBm/MHz)	FCC Limit (dBm/MHz)	Result
58	5290	4.332	5.73	8.097	8.43	Pass

CH	Freq.	ANT1_PSD (dBm/500kHz)	ANT2_PSD (dBm/500kHz)	MIMO PSD (dBm/500kHz)	Limit (dBm/500kHz)	Result
155	5775	1.597	2.872	5.291	28.31	Pass

Note:
Antenna gain(G) of 802.11 a/n/ac/ax/be: 5150MHz to 5350MHz: 5.56 dBi,5725MHz to 5850MHz: 4.68 dBi(ANT1&2).
For 802.11n, 802.11ac, 802.11ax and 802.11be, the EUT incorporates a MIMO function. The 5150MHz to 5350MHz: Antenna directional gain = GANT + Array Gain = 8.57 dBi, and 5725MHz to 5850MHz: Antenna directional gain = GANT + Array Gain = 7.69 dBi, where Array Gain = 10 log(2/1) = 3.01 dB.
The maximum power spectral density shall be reduced by the amount in dB that the directional gain of the antenna exceeds 6 dBi. The band 5150MHz to 5250MHz: maximum power spectral density limit is 17-(8.57-6)=14.43. The band 5250MHz to 5350MHz: maximum power spectral density limit is 11-(8.57-6)=8.43. The band 5725MHz to 5850MHz: maximum power spectral density limit is 30-(7.69-6)=28.31.

ANT 1

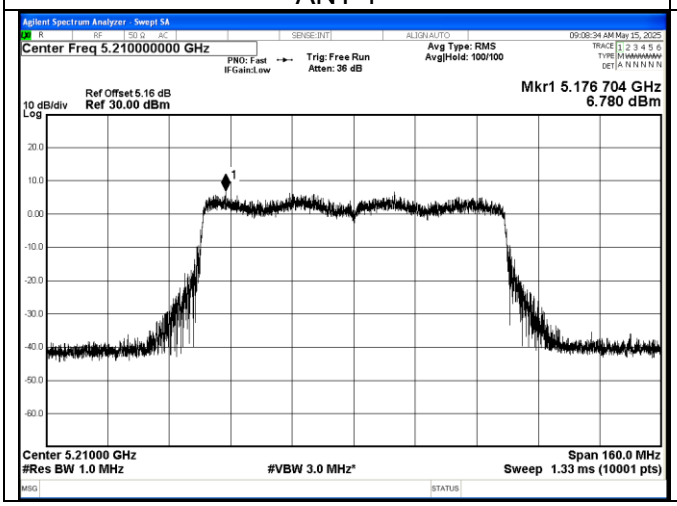

ANT 2

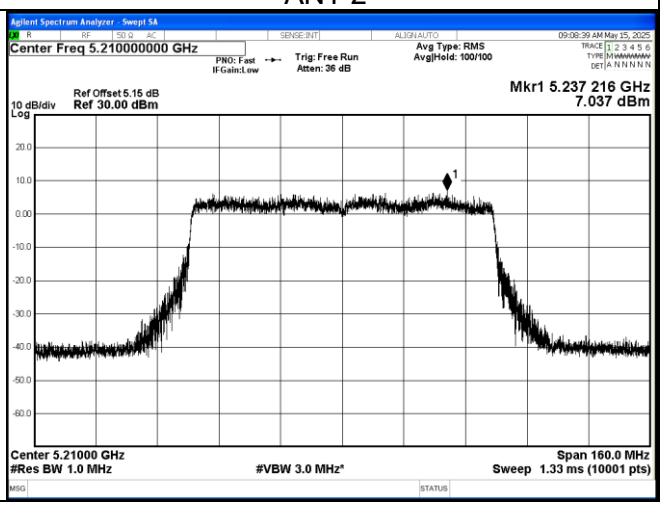

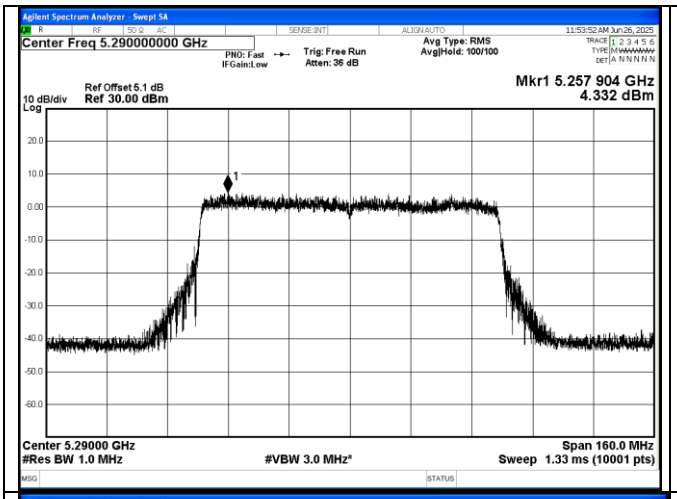
Agilent Spectrum Analyzer - Swept SA
Center Freq 5.290000000 GHz
PNO: Fast
IFGain:Low
Trig: Free Run
Atten: 36 dB
Avg Type: RMS
Avg|Hold: 100/100
11:53:52 AM Jun 26, 2025
Ref Offset 5.1 dB
10 dB/div Ref 30.00 dBm
Log
Mkr1 5.257 904 GHz
4.332 dBm
Center 5.29000 GHz
#Res BW 1.0 MHz
#VBW 3.0 MHz*
Span 160.0 MHz
Sweep 1.33 ms (10001 pts)

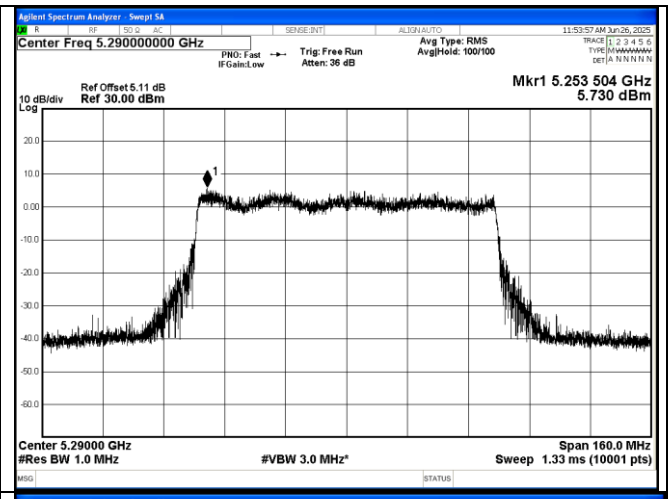
Agilent Spectrum Analyzer - Swept SA
Center Freq 5.290000000 GHz
PNO: Fast
IFGain:Low
Trig: Free Run
Atten: 36 dB
Avg Type: RMS
Avg|Hold: 100/100
11:53:57 AM Jun 26, 2025
Ref Offset 5.11 dB
10 dB/div Ref 30.00 dBm
Log
Mkr1 5.253 504 GHz
5.730 dBm
Center 5.29000 GHz
#Res BW 1.0 MHz
#VBW 3.0 MHz*
Span 160.0 MHz
Sweep 1.33 ms (10001 pts)

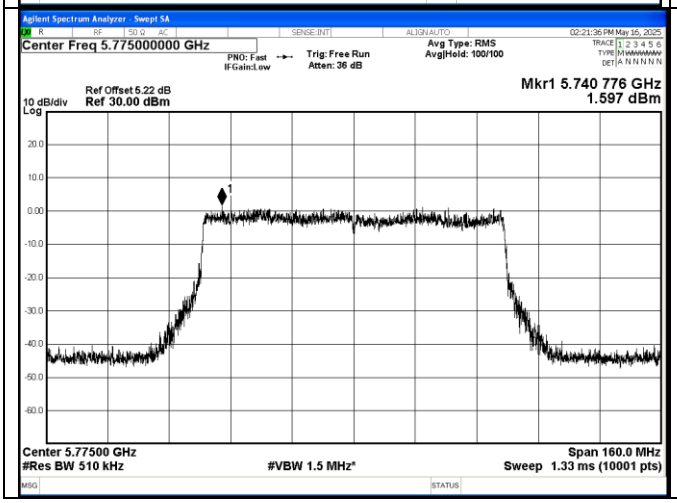
Agilent Spectrum Analyzer - Swept SA
Center Freq 5.775000000 GHz
PNO: Fast
IFGain:Low
Trig: Free Run
Atten: 36 dB
Avg Type: RMS
Avg|Hold: 100/100
02:21:36 PM May 16, 2025
Ref Offset 5.22 dB
10 dB/div Ref 30.00 dBm
Log
Mkr1 5.740 776 GHz
1.597 dBm
Center 5.77500 GHz
#Res BW 510 kHz
#VBW 1.5 MHz*
Span 160.0 MHz
Sweep 1.33 ms (10001 pts)

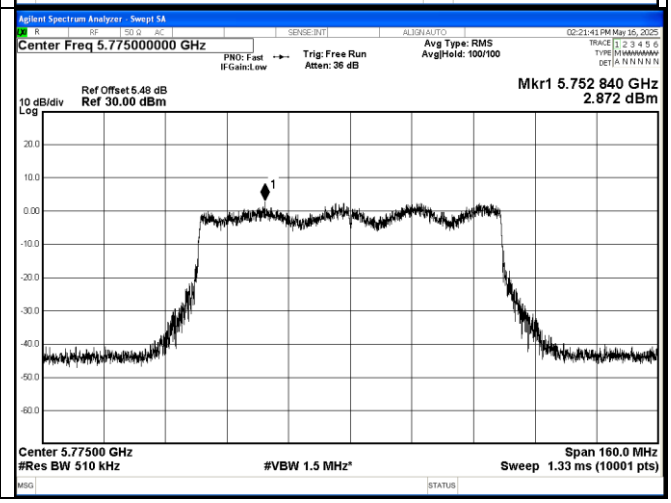
Agilent Spectrum Analyzer - Swept SA
Center Freq 5.775000000 GHz
PNO: Fast
IFGain:Low
Trig: Free Run
Atten: 36 dB
Avg Type: RMS
Avg|Hold: 100/100
02:21:41 PM May 16, 2025
Ref Offset 5.48 dB
10 dB/div Ref 30.00 dBm
Log
Mkr1 5.752 840 GHz
2.872 dBm
Center 5.77500 GHz
#Res BW 510 kHz
#VBW 1.5 MHz*
Span 160.0 MHz
Sweep 1.33 ms (10001 pts)