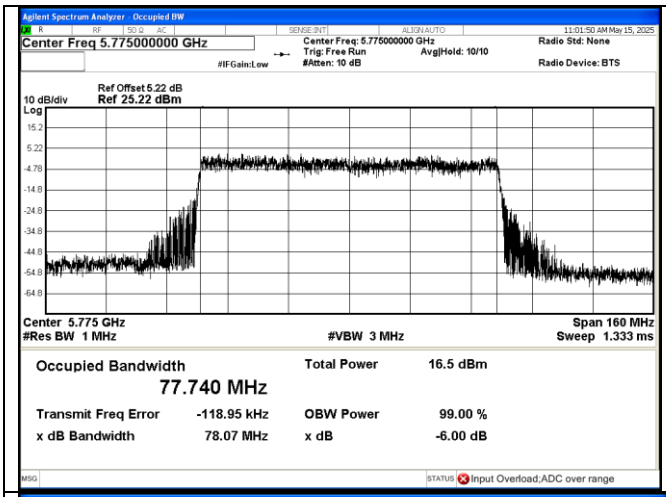
Agilent Spectrum Analyzer - Occupied BW
Center Freq 5.775000000 GHz
Center Freq: 5.775000000 GHz
Trig: Free Run
Avg|Hold: 10/10
#Atten: 10 dB
Radio Std: None
Radio Device: BTS
#IFGain:Low
11:01:50 AM May 15, 2025
Ref Offset 5.22 dB
10 dB/div
Ref 25.22 dBm
Log
Center 5.775 GHz
#Res BW 1 MHz
#VBW 3 MHz
Span 160 MHz
Sweep 1.333 ms
Occupied Bandwidth
77.740 MHz
Total Power 16.5 dBm
Transmit Freq Error -118.95 kHz
OBW Power 99.00 %
x dB Bandwidth 78.07 MHz
x dB -6.00 dB
Input Overload;ADC over range

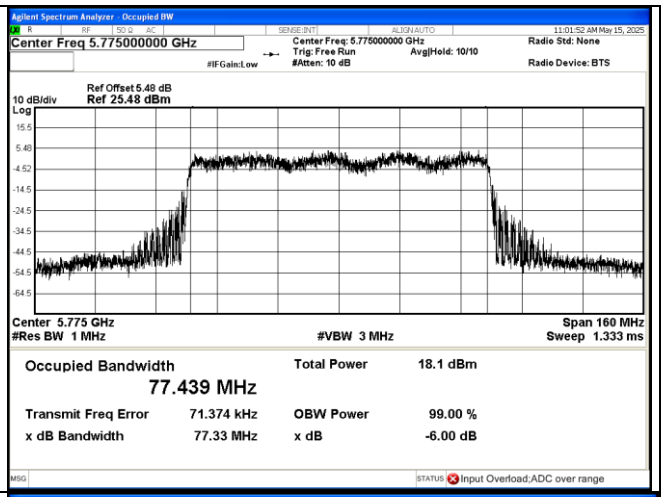
Agilent Spectrum Analyzer - Occupied BW
Center Freq 5.775000000 GHz
Center Freq: 5.775000000 GHz
Trig: Free Run
Avg|Hold: 10/10
#Atten: 10 dB
Radio Std: None
Radio Device: BTS
#IFGain:Low
11:01:52 AM May 15, 2025
Ref Offset 5.48 dB
10 dB/div
Ref 25.48 dBm
Log
Center 5.775 GHz
#Res BW 1 MHz
#VBW 3 MHz
Span 160 MHz
Sweep 1.333 ms
Occupied Bandwidth
77.439 MHz
Total Power 18.1 dBm
Transmit Freq Error 71.374 kHz
OBW Power 99.00 %
x dB Bandwidth 77.33 MHz
x dB -6.00 dB
Input Overload;ADC over range

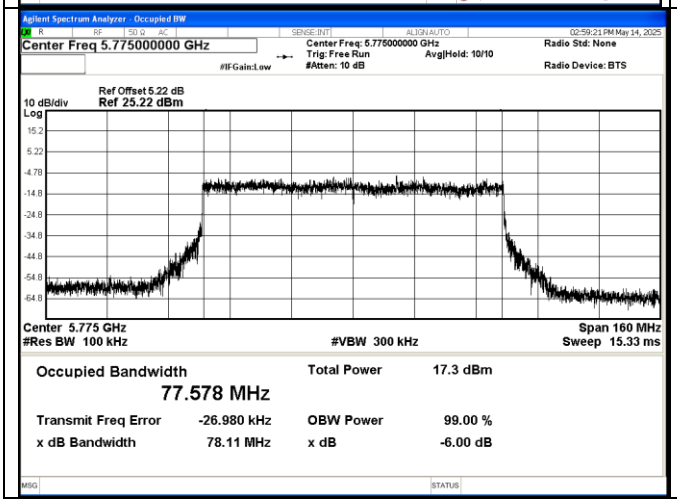
Agilent Spectrum Analyzer - Occupied BW
Center Freq 5.775000000 GHz
Center Freq: 5.775000000 GHz
Trig: Free Run
Avg|Hold: 10/10
#Atten: 10 dB
Radio Std: None
Radio Device: BTS
#IFGain:Low
02:59:21 PM May 14, 2025
Ref Offset 5.22 dB
10 dB/div
Ref 25.22 dBm
Log
Center 5.775 GHz
#Res BW 100 kHz
#VBW 300 kHz
Span 160 MHz
Sweep 15.33 ms
Occupied Bandwidth
77.578 MHz
Total Power 17.3 dBm
Transmit Freq Error -26.980 kHz
OBW Power 99.00 %
x dB Bandwidth 78.11 MHz
x dB -6.00 dB

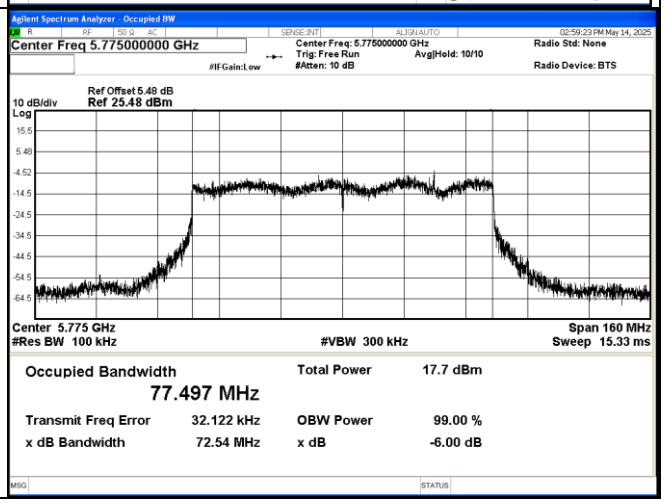
Agilent Spectrum Analyzer - Occupied BW
Center Freq 5.775000000 GHz
Center Freq: 5.775000000 GHz
Trig: Free Run
Avg|Hold: 10/10
#Atten: 10 dB
Radio Std: None
Radio Device: BTS
#IFGain:Low
02:59:23 PM May 14, 2025
Ref Offset 5.48 dB
10 dB/div
Ref 25.48 dBm
Log
Center 5.775 GHz
#Res BW 100 kHz
#VBW 300 kHz
Span 160 MHz
Sweep 15.33 ms
Occupied Bandwidth
77.497 MHz
Total Power 17.7 dBm
Transmit Freq Error 32.122 kHz
OBW Power 99.00 %
x dB Bandwidth 72.54 MHz
x dB -6.00 dB

| 802.11ax(HE160) mode: | | | | | |
|---|---|---|---|---|---|
| Channel | Frequency (MHz) | ANT1_Emission Bandwidth | | ANT2_Emission Bandwidth | |
| | | 99% Bandwidth (MHz) | 26dB Bandwidth (MHz) | 99% Bandwidth (MHz) | 26dB Bandwidth (MHz) |
| 50 | 5250 | 157.35 | 172.7 | 156.73 | 173.5 |

ANT 1

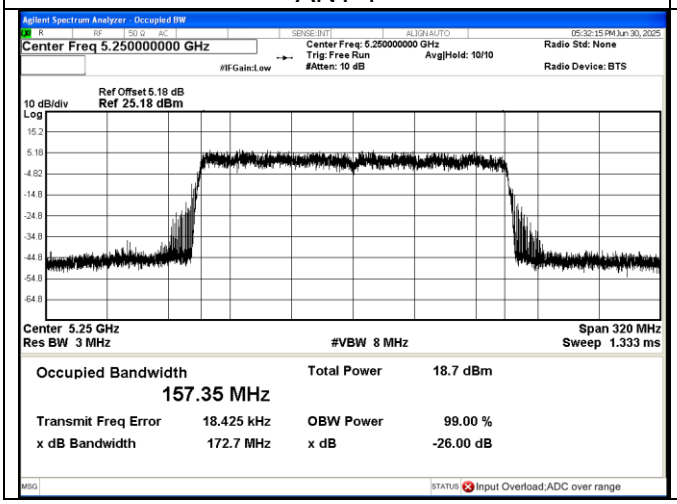


ANT 2

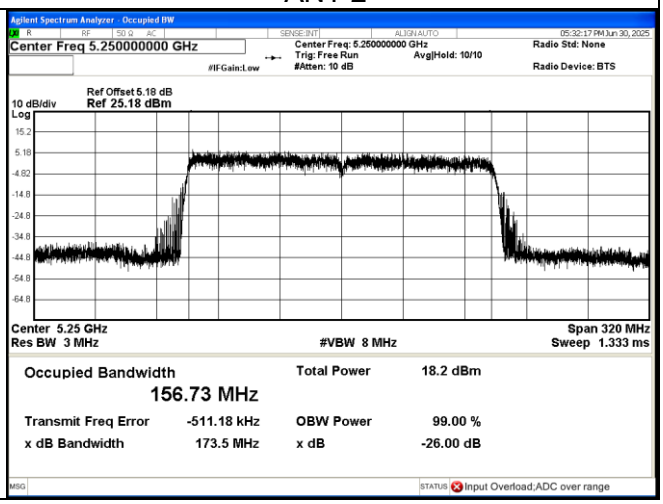

| 802.11be(EHT20) mode: | | | | | |
|---|---|---|---|---|---|
| Channel | Frequency (MHz) | ANT1_Emission Bandwidth | | ANT2_Emission Bandwidth | |
| | | 99% Bandwidth (MHz) | 26dB Bandwidth (MHz) | 99% Bandwidth (MHz) | 26dB Bandwidth (MHz) |
| 36 | 5180 | 19.037 | 22.12 | 19.004 | 23.02 |
| 44 | 5200 | 19.049 | 23.03 | 19.059 | 21.74 |
| 48 | 5240 | 19.166 | 23.04 | 18.956 | 22.09 |
| 52 | 5260 | 19.020 | 21.80 | 19.014 | 21.39 |
| 56 | 5300 | 19.135 | 22.97 | 18.981 | 21.23 |
| 64 | 5320 | 19.080 | 21.68 | 19.009 | 23.16 |

| Channel | Frequency (MHz) | ANT1_Emission Bandwidth | | ANT2_Emission Bandwidth | |
|---|---|---|---|---|---|
| | | 99% Bandwidth (MHz) | 6dB Bandwidth (MHz) | 99% Bandwidth (MHz) | 6dB Bandwidth (MHz) |
| 149 | 5745 | 19.071 | 18.99 | 18.969 | 18.32 |
| 157 | 5785 | 19.046 | 19.02 | 19.037 | 19.00 |
| 165 | 5825 | 19.018 | 19.03 | 19.056 | 18.98 |

ANT 1

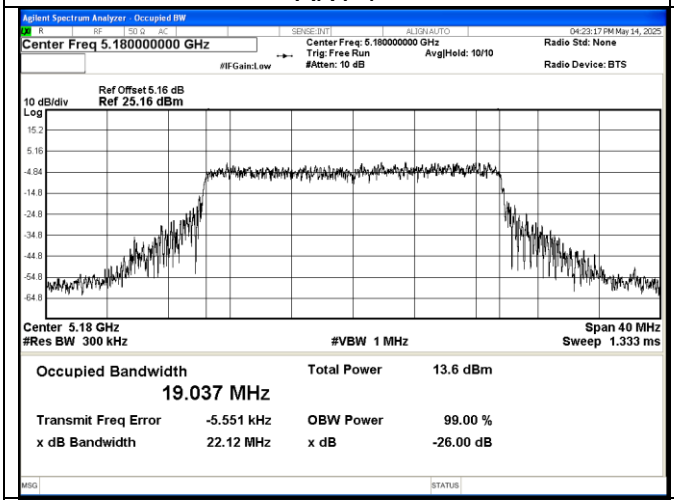


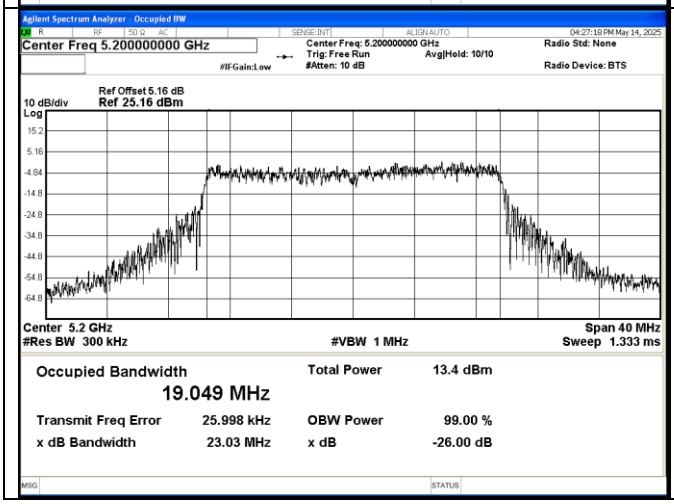


ANT 2

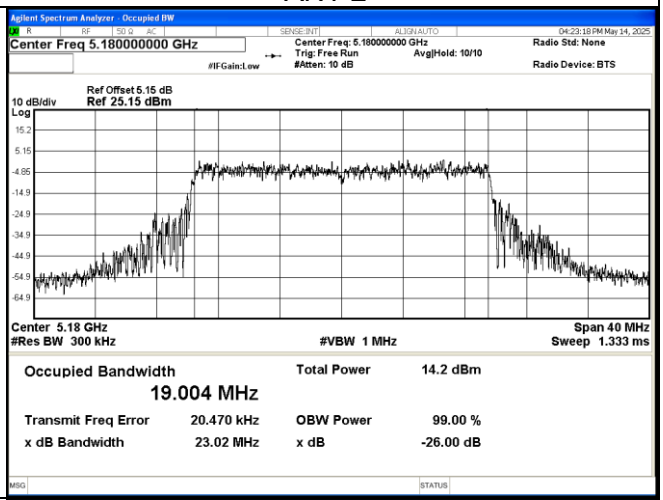


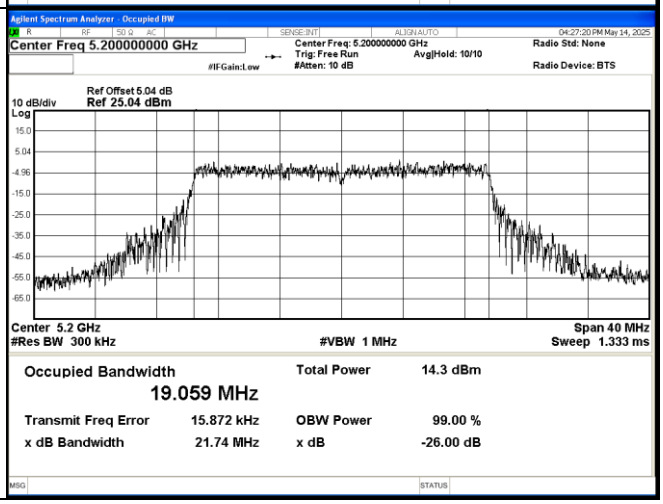

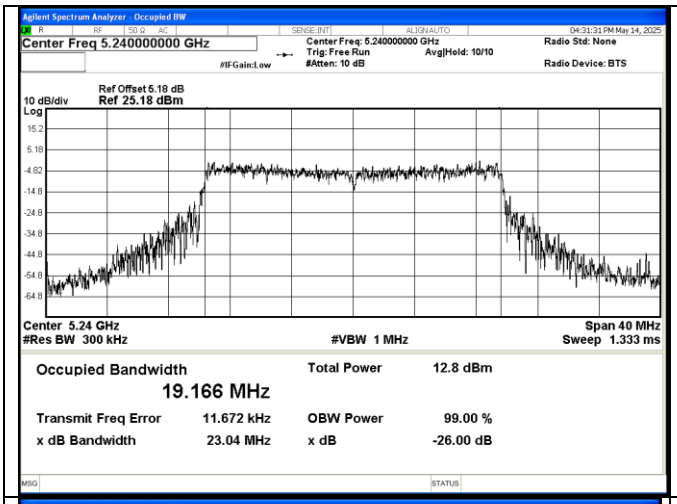
Agilent Spectrum Analyzer - Occupied BW
Center Freq 5.240000000 GHz
Center Freq: 5.240000000 GHz
Trig: Free Run
Avg|Hold: 10/10
#Atten: 10 dB
Radio Std: None
Radio Device: BTS
04:31:31 PM May 14, 2025
Ref Offset 5.18 dB
10 dB/div Ref 25.18 dBm
Center 5.24 GHz
#Res BW 300 kHz
#VBW 1 MHz
Span 40 MHz
Sweep 1.333 ms
Occupied Bandwidth
19.166 MHz
Total Power 12.8 dBm
Transmit Freq Error 11.672 kHz
OBW Power 99.00 %
x dB Bandwidth 23.04 MHz
x dB -26.00 dB

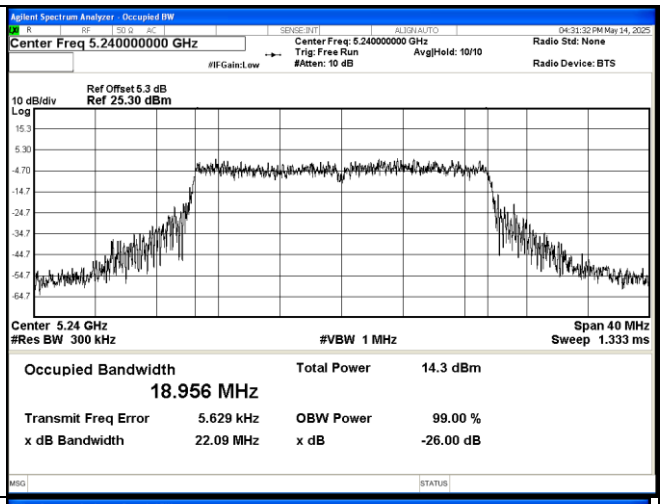
Agilent Spectrum Analyzer - Occupied BW
Center Freq 5.240000000 GHz
Center Freq: 5.240000000 GHz
Trig: Free Run
Avg|Hold: 10/10
#Atten: 10 dB
Radio Std: None
Radio Device: BTS
04:31:32 PM May 14, 2025
Ref Offset 5.3 dB
10 dB/div Ref 25.30 dBm
Center 5.24 GHz
#Res BW 300 kHz
#VBW 1 MHz
Span 40 MHz
Sweep 1.333 ms
Occupied Bandwidth
18.956 MHz
Total Power 14.3 dBm
Transmit Freq Error 5.629 kHz
OBW Power 99.00 %
x dB Bandwidth 22.09 MHz
x dB -26.00 dB

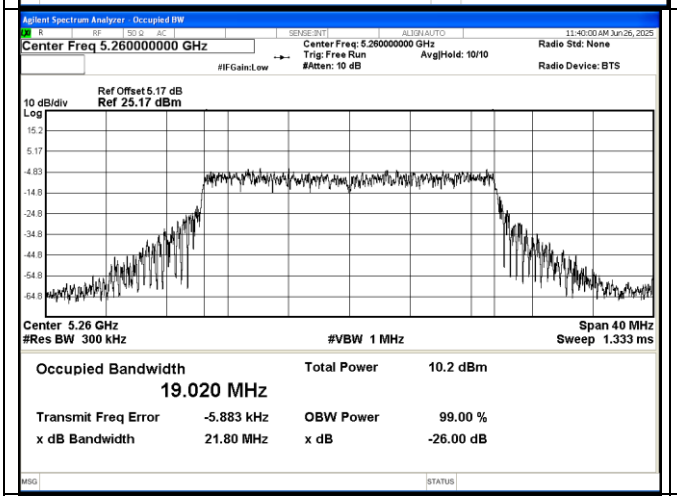
Agilent Spectrum Analyzer - Occupied BW
Center Freq 5.260000000 GHz
Center Freq: 5.260000000 GHz
Trig: Free Run
Avg|Hold: 10/10
#Atten: 10 dB
Radio Std: None
Radio Device: BTS
11:40:00 AM Jun 26, 2025
Ref Offset 5.17 dB
10 dB/div Ref 25.17 dBm
Center 5.26 GHz
#Res BW 300 kHz
#VBW 1 MHz
Span 40 MHz
Sweep 1.333 ms
Occupied Bandwidth
19.020 MHz
Total Power 10.2 dBm
Transmit Freq Error -5.883 kHz
OBW Power 99.00 %
x dB Bandwidth 21.80 MHz
x dB -26.00 dB

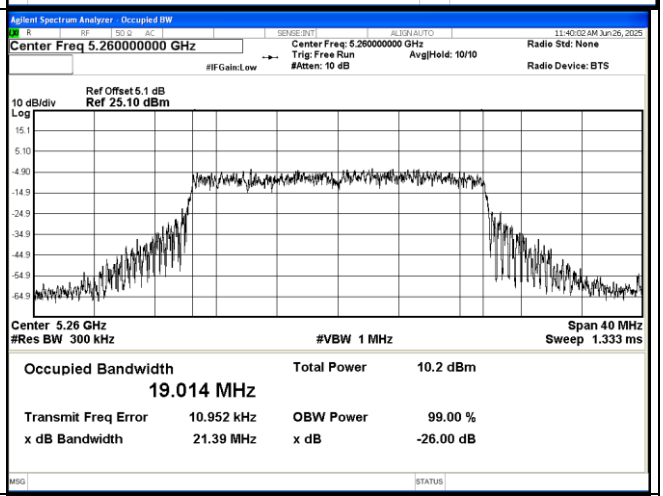
Agilent Spectrum Analyzer - Occupied BW
Center Freq 5.260000000 GHz
Center Freq: 5.260000000 GHz
Trig: Free Run
Avg|Hold: 10/10
#Atten: 10 dB
Radio Std: None
Radio Device: BTS
11:40:02 AM Jun 26, 2025
Ref Offset 5.1 dB
10 dB/div Ref 25.10 dBm
Center 5.26 GHz
#Res BW 300 kHz
#VBW 1 MHz
Span 40 MHz
Sweep 1.333 ms
Occupied Bandwidth
19.014 MHz
Total Power 10.2 dBm
Transmit Freq Error 10.952 kHz
OBW Power 99.00 %
x dB Bandwidth 21.39 MHz
x dB -26.00 dB

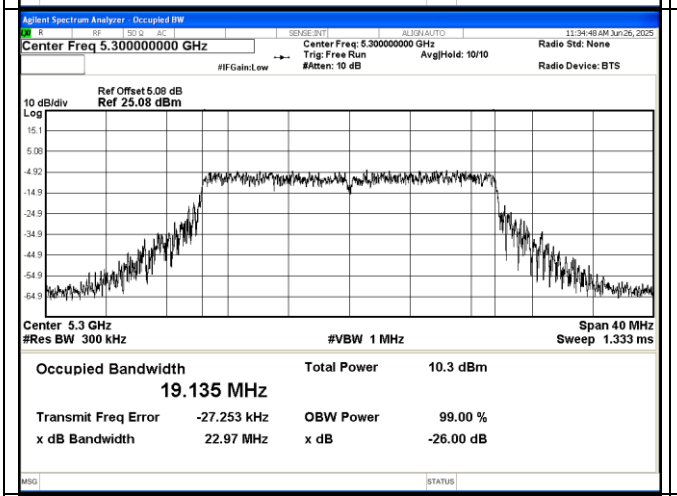
Agilent Spectrum Analyzer - Occupied BW
Center Freq 5.300000000 GHz
Center Freq: 5.300000000 GHz
Trig: Free Run
Avg|Hold: 10/10
#Atten: 10 dB
Radio Std: None
Radio Device: BTS
11:34:48 AM Jun 26, 2025
Ref Offset 5.08 dB
10 dB/div Ref 25.08 dBm
Center 5.3 GHz
#Res BW 300 kHz
#VBW 1 MHz
Span 40 MHz
Sweep 1.333 ms
Occupied Bandwidth
19.135 MHz
Total Power 10.3 dBm
Transmit Freq Error -27.253 kHz
OBW Power 99.00 %
x dB Bandwidth 22.97 MHz
x dB -26.00 dB

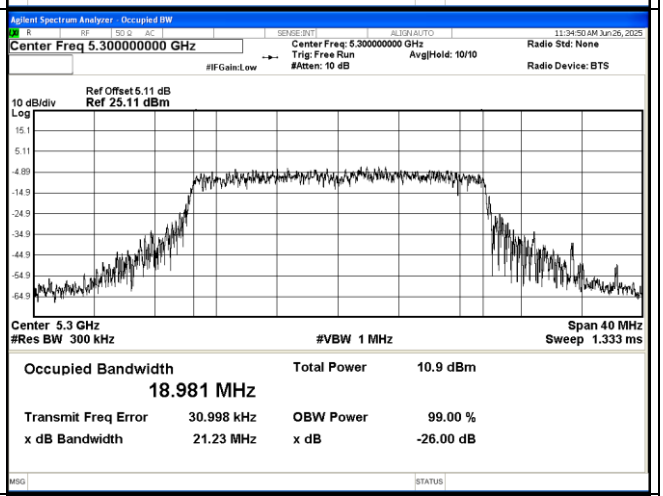
Agilent Spectrum Analyzer - Occupied BW
Center Freq 5.300000000 GHz
Center Freq: 5.300000000 GHz
Trig: Free Run
Avg|Hold: 10/10
#Atten: 10 dB
Radio Std: None
Radio Device: BTS
11:34:50 AM Jun 26, 2025
Ref Offset 5.11 dB
10 dB/div Ref 25.11 dBm
Center 5.3 GHz
#Res BW 300 kHz
#VBW 1 MHz
Span 40 MHz
Sweep 1.333 ms
Occupied Bandwidth
18.981 MHz
Total Power 10.9 dBm
Transmit Freq Error 30.998 kHz
OBW Power 99.00 %
x dB Bandwidth 21.23 MHz
x dB -26.00 dB

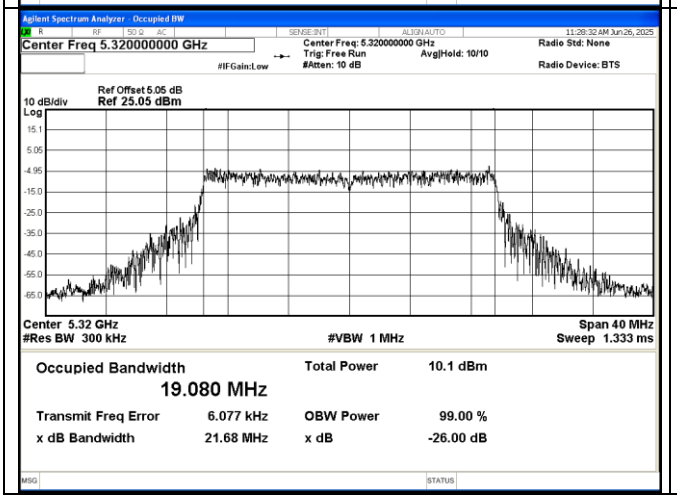
Agilent Spectrum Analyzer - Occupied BW
Center Freq 5.320000000 GHz
Center Freq: 5.320000000 GHz
Trig: Free Run
Avg|Hold: 10/10
#Atten: 10 dB
Radio Std: None
Radio Device: BTS
11:28:32 AM Jun 26, 2025
Ref Offset 5.05 dB
10 dB/div Ref 25.05 dBm
Center 5.32 GHz
#Res BW 300 kHz
#VBW 1 MHz
Span 40 MHz
Sweep 1.333 ms
Occupied Bandwidth
19.080 MHz
Total Power 10.1 dBm
Transmit Freq Error 6.077 kHz
OBW Power 99.00 %
x dB Bandwidth 21.68 MHz
x dB -26.00 dB

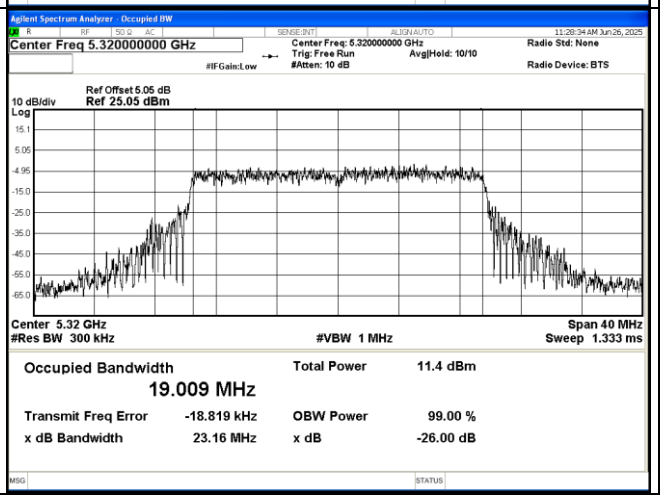
Agilent Spectrum Analyzer - Occupied BW
Center Freq 5.320000000 GHz
Center Freq: 5.320000000 GHz
Trig: Free Run
Avg|Hold: 10/10
#Atten: 10 dB
Radio Std: None
Radio Device: BTS
11:28:34 AM Jun 26, 2025
Ref Offset 5.05 dB
10 dB/div Ref 25.05 dBm
Center 5.32 GHz
#Res BW 300 kHz
#VBW 1 MHz
Span 40 MHz
Sweep 1.333 ms
Occupied Bandwidth
19.009 MHz
Total Power 11.4 dBm
Transmit Freq Error -18.819 kHz
OBW Power 99.00 %
x dB Bandwidth 23.16 MHz
x dB -26.00 dB

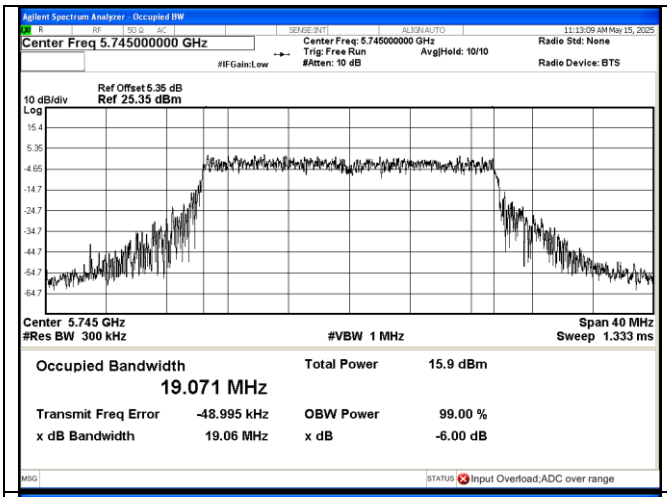
Agilent Spectrum Analyzer - Occupied BW
Center Freq 5.745000000 GHz
Center Freq: 5.745000000 GHz
Trig: Free Run
Avg|Hold: 10/10
#Atten: 10 dB
Radio Std: None
Radio Device: BTS
11:13:09 AM May 15, 2025
Ref Offset 5.35 dB
10 dB/div Ref 25.35 dBm
Center 5.745 GHz
#Res BW 300 kHz
#VBW 1 MHz
Span 40 MHz
Sweep 1.333 ms
Occupied Bandwidth
19.071 MHz
Total Power 15.9 dBm
Transmit Freq Error -48.995 kHz
OBW Power 99.00 %
x dB Bandwidth 19.06 MHz
x dB -6.00 dB
Input Overload;ADC over range

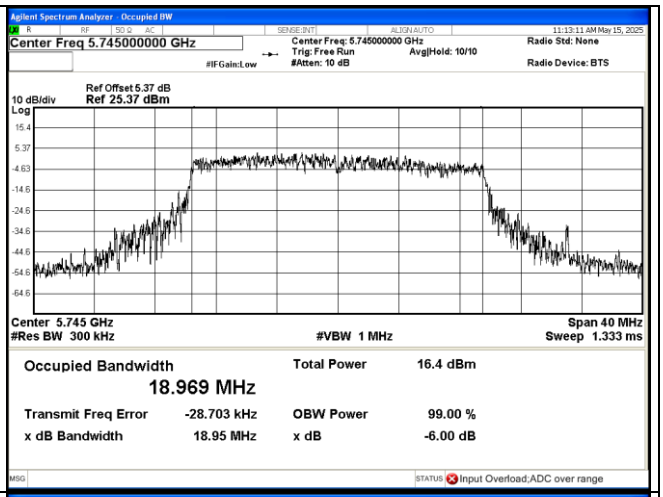
Agilent Spectrum Analyzer - Occupied BW
Center Freq 5.745000000 GHz
Center Freq: 5.745000000 GHz
Trig: Free Run
Avg|Hold: 10/10
#Atten: 10 dB
Radio Std: None
Radio Device: BTS
11:13:11 AM May 15, 2025
Ref Offset 5.37 dB
10 dB/div Ref 25.37 dBm
Center 5.745 GHz
#Res BW 300 kHz
#VBW 1 MHz
Span 40 MHz
Sweep 1.333 ms
Occupied Bandwidth
18.969 MHz
Total Power 16.4 dBm
Transmit Freq Error -28.703 kHz
OBW Power 99.00 %
x dB Bandwidth 18.95 MHz
x dB -6.00 dB
Input Overload;ADC over range

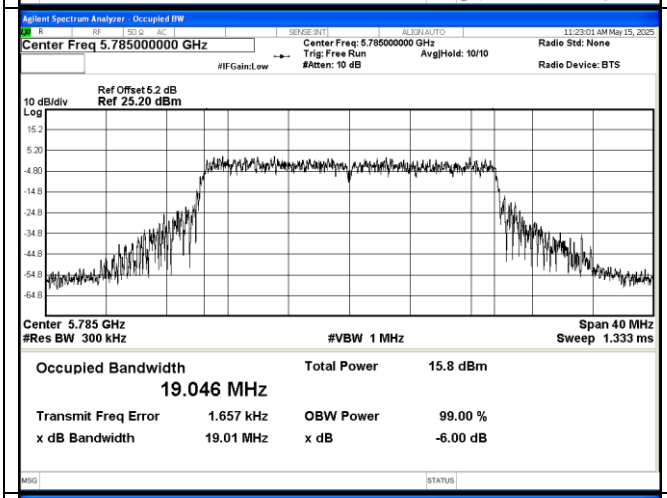
Agilent Spectrum Analyzer - Occupied BW
Center Freq 5.785000000 GHz
Center Freq: 5.785000000 GHz
Trig: Free Run
Avg|Hold: 10/10
#Atten: 10 dB
Radio Std: None
Radio Device: BTS
11:23:01 AM May 15, 2025
Ref Offset 5.2 dB
10 dB/div Ref 25.20 dBm
Center 5.785 GHz
#Res BW 300 kHz
#VBW 1 MHz
Span 40 MHz
Sweep 1.333 ms
Occupied Bandwidth
19.046 MHz
Total Power 15.8 dBm
Transmit Freq Error 1.657 kHz
OBW Power 99.00 %
x dB Bandwidth 19.01 MHz
x dB -6.00 dB

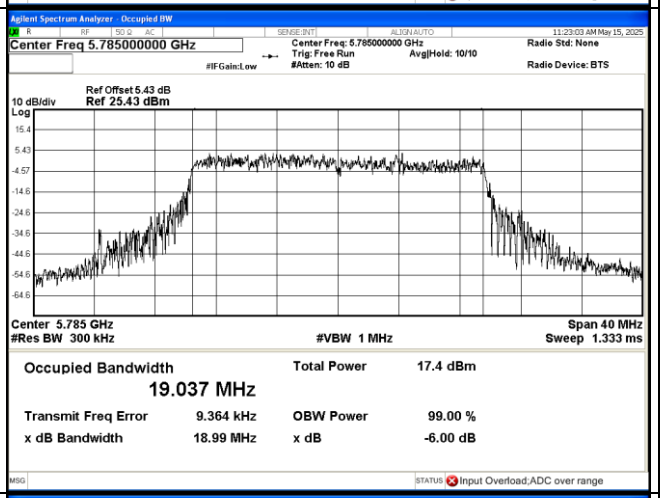
Agilent Spectrum Analyzer - Occupied BW
Center Freq 5.785000000 GHz
Center Freq: 5.785000000 GHz
Trig: Free Run
Avg|Hold: 10/10
#Atten: 10 dB
Radio Std: None
Radio Device: BTS
11:23:03 AM May 15, 2025
Ref Offset 5.43 dB
10 dB/div Ref 25.43 dBm
Center 5.785 GHz
#Res BW 300 kHz
#VBW 1 MHz
Span 40 MHz
Sweep 1.333 ms
Occupied Bandwidth
19.037 MHz
Total Power 17.4 dBm
Transmit Freq Error 9.364 kHz
OBW Power 99.00 %
x dB Bandwidth 18.99 MHz
x dB -6.00 dB
Input Overload;ADC over range

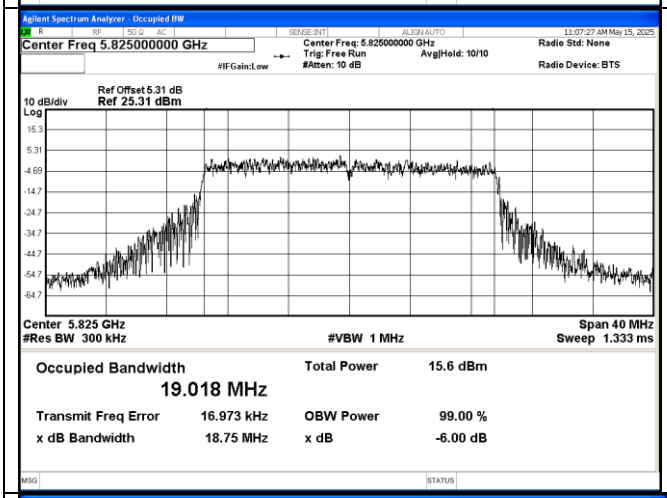
Agilent Spectrum Analyzer - Occupied BW
Center Freq 5.825000000 GHz
Center Freq: 5.825000000 GHz
Trig: Free Run
Avg|Hold: 10/10
#Atten: 10 dB
Radio Std: None
Radio Device: BTS
11:07:27 AM May 15, 2025
Ref Offset 5.31 dB
10 dB/div Ref 25.31 dBm
Center 5.825 GHz
#Res BW 300 kHz
#VBW 1 MHz
Span 40 MHz
Sweep 1.333 ms
Occupied Bandwidth
19.018 MHz
Total Power 15.6 dBm
Transmit Freq Error 16.973 kHz
OBW Power 99.00 %
x dB Bandwidth 18.75 MHz
x dB -6.00 dB

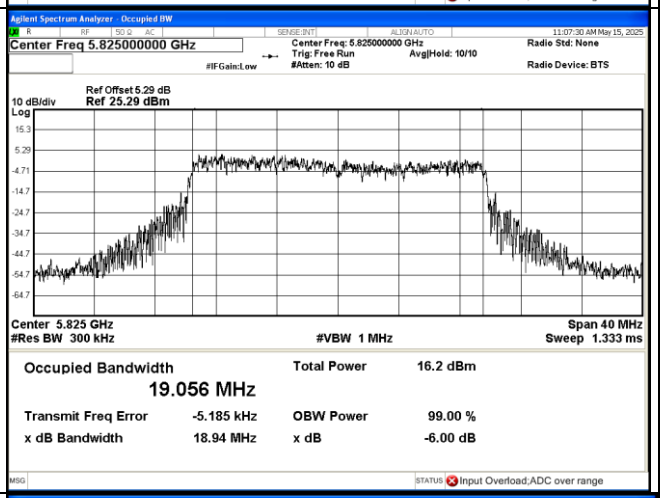
Agilent Spectrum Analyzer - Occupied BW
Center Freq 5.825000000 GHz
Center Freq: 5.825000000 GHz
Trig: Free Run
Avg|Hold: 10/10
#Atten: 10 dB
Radio Std: None
Radio Device: BTS
11:07:30 AM May 15, 2025
Ref Offset 5.29 dB
10 dB/div Ref 25.29 dBm
Center 5.825 GHz
#Res BW 300 kHz
#VBW 1 MHz
Span 40 MHz
Sweep 1.333 ms
Occupied Bandwidth
19.056 MHz
Total Power 16.2 dBm
Transmit Freq Error -5.185 kHz
OBW Power 99.00 %
x dB Bandwidth 18.94 MHz
x dB -6.00 dB
Input Overload;ADC over range

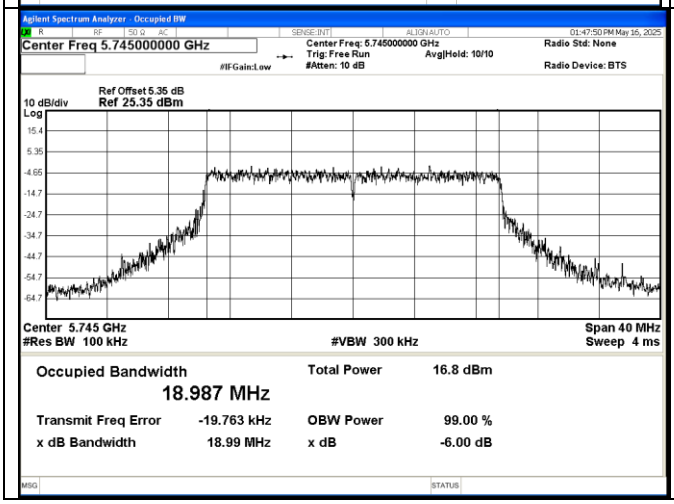
Agilent Spectrum Analyzer - Occupied BW
Center Freq 5.745000000 GHz
Center Freq: 5.745000000 GHz
Trig: Free Run
Avg|Hold: 10/10
#Atten: 10 dB
Radio Std: None
Radio Device: BTS
01:47:50 PM May 15, 2025
Ref Offset 5.35 dB
10 dB/div Ref 25.35 dBm
Center 5.745 GHz
#Res BW 100 kHz
#VBW 300 kHz
Span 40 MHz
Sweep 4 ms
Occupied Bandwidth
18.987 MHz
Total Power 16.8 dBm
Transmit Freq Error -19.763 kHz
OBW Power 99.00 %
x dB Bandwidth 18.99 MHz
x dB -6.00 dB

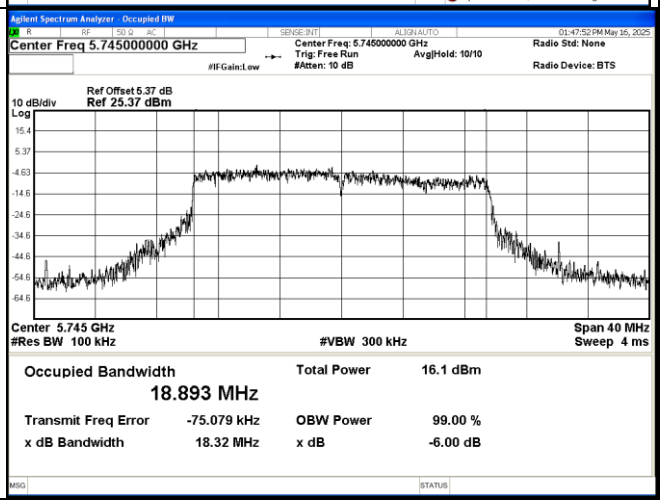
Agilent Spectrum Analyzer - Occupied BW
Center Freq 5.745000000 GHz
Center Freq: 5.745000000 GHz
Trig: Free Run
Avg|Hold: 10/10
#Atten: 10 dB
Radio Std: None
Radio Device: BTS
01:47:52 PM May 15, 2025
Ref Offset 5.37 dB
10 dB/div Ref 25.37 dBm
Center 5.745 GHz
#Res BW 100 kHz
#VBW 300 kHz
Span 40 MHz
Sweep 4 ms
Occupied Bandwidth
18.893 MHz
Total Power 16.1 dBm
Transmit Freq Error -75.079 kHz
OBW Power 99.00 %
x dB Bandwidth 18.32 MHz
x dB -6.00 dB

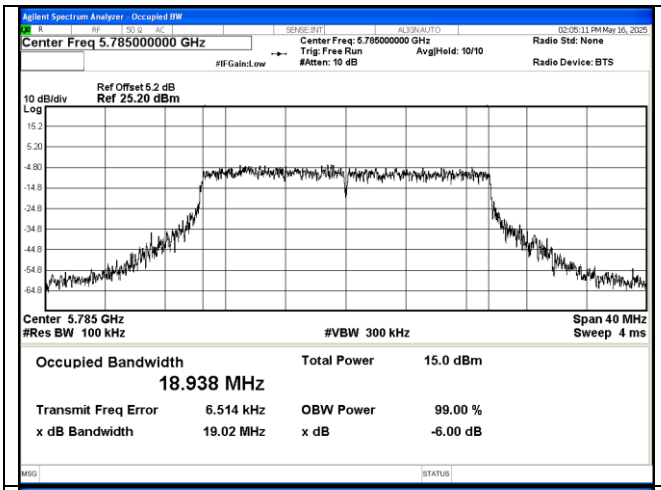
Agilent Spectrum Analyzer - Occupied BW
Center Freq 5.785000000 GHz
Center Freq: 5.785000000 GHz
Trig: Free Run
Avg|Hold: 10/10
#Atten: 10 dB
Radio Std: None
Radio Device: BTS
#IFGain:Low
Ref Offset 5.2 dB
10 dB/div
Ref 25.20 dBm
Log
Center 5.785 GHz
#Res BW 100 kHz
#VBW 300 kHz
Span 40 MHz
Sweep 4 ms
Occupied Bandwidth
18.938 MHz
Total Power 15.0 dBm
Transmit Freq Error 6.514 kHz
OBW Power 99.00 %
x dB Bandwidth 19.02 MHz
x dB -6.00 dB

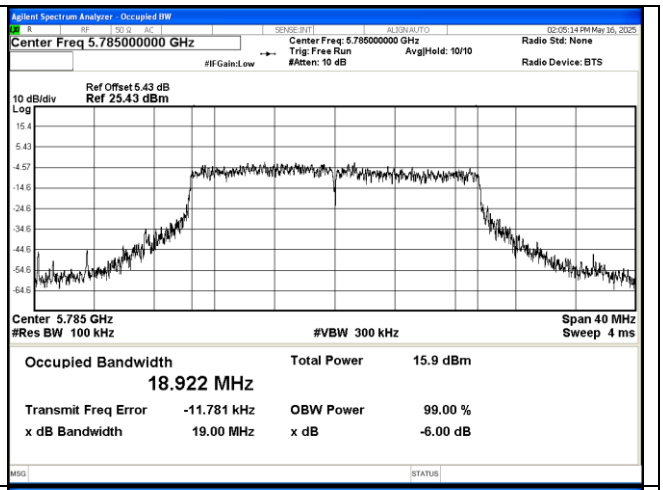
Agilent Spectrum Analyzer - Occupied BW
Center Freq 5.785000000 GHz
Center Freq: 5.785000000 GHz
Trig: Free Run
Avg|Hold: 10/10
#Atten: 10 dB
Radio Std: None
Radio Device: BTS
#IFGain:Low
Ref Offset 5.43 dB
10 dB/div
Ref 25.43 dBm
Log
Center 5.785 GHz
#Res BW 100 kHz
#VBW 300 kHz
Span 40 MHz
Sweep 4 ms
Occupied Bandwidth
18.922 MHz
Total Power 15.9 dBm
Transmit Freq Error -11.781 kHz
OBW Power 99.00 %
x dB Bandwidth 19.00 MHz
x dB -6.00 dB

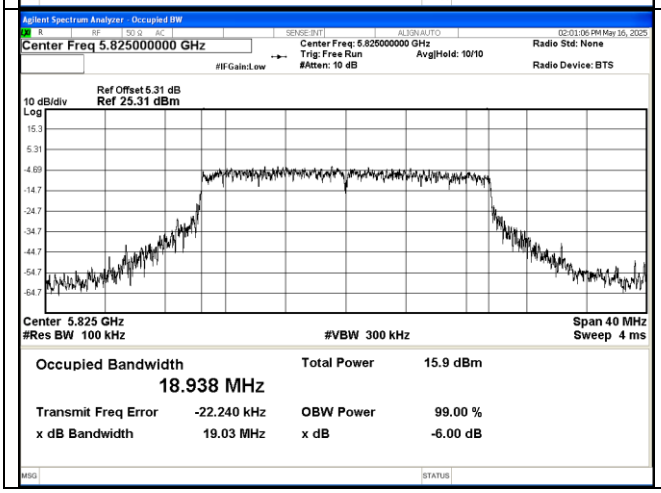
Agilent Spectrum Analyzer - Occupied BW
Center Freq 5.825000000 GHz
Center Freq: 5.825000000 GHz
Trig: Free Run
Avg|Hold: 10/10
#Atten: 10 dB
Radio Std: None
Radio Device: BTS
#IFGain:Low
Ref Offset 5.31 dB
10 dB/div
Ref 25.31 dBm
Log
Center 5.825 GHz
#Res BW 100 kHz
#VBW 300 kHz
Span 40 MHz
Sweep 4 ms
Occupied Bandwidth
18.938 MHz
Total Power 15.9 dBm
Transmit Freq Error -22.240 kHz
OBW Power 99.00 %
x dB Bandwidth 19.03 MHz
x dB -6.00 dB

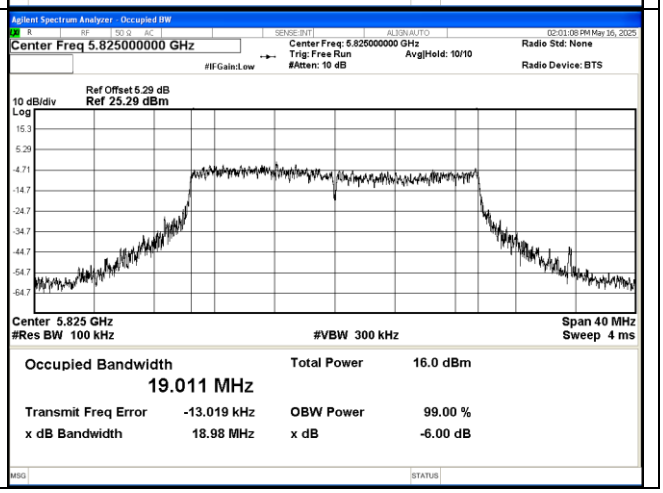
Agilent Spectrum Analyzer - Occupied BW
Center Freq 5.825000000 GHz
Center Freq: 5.825000000 GHz
Trig: Free Run
Avg|Hold: 10/10
#Atten: 10 dB
Radio Std: None
Radio Device: BTS
#IFGain:Low
Ref Offset 5.29 dB
10 dB/div
Ref 25.29 dBm
Log
Center 5.825 GHz
#Res BW 100 kHz
#VBW 300 kHz
Span 40 MHz
Sweep 4 ms
Occupied Bandwidth
19.011 MHz
Total Power 16.0 dBm
Transmit Freq Error -13.019 kHz
OBW Power 99.00 %
x dB Bandwidth 18.98 MHz
x dB -6.00 dB

| 802.11be(EHT40) mode: | | | | | |
|---|---|---|---|---|---|
| Channel | Frequency (MHz) | ANT1_Emission Bandwidth | | ANT2_Emission Bandwidth | |
| | | 99% Bandwidth (MHz) | 26dB Bandwidth (MHz) | 99% Bandwidth (MHz) | 26dB Bandwidth (MHz) |
| 38 | 5190 | 38.3744 | 45.42 | 38.2708 | 44.24 |
| 46 | 5230 | 38.3667 | 44.16 | 38.0764 | 45.31 |
| 54 | 5270 | 38.2749 | 44.28 | 38.0683 | 44.38 |
| 62 | 5310 | 38.2207 | 43.57 | 37.9905 | 43.31 |

| Channel | Frequency (MHz) | ANT1_Emission Bandwidth | | ANT2_Emission Bandwidth | |
|---|---|---|---|---|---|
| | | 99% Bandwidth (MHz) | 6dB Bandwidth (MHz) | 99% Bandwidth (MHz) | 6dB Bandwidth (MHz) |
| 151 | 5755 | 38.251 | 38.10 | 38.389 | 38.13 |
| 159 | 5795 | 38.337 | 38.12 | 38.308 | 38.14 |

ANT 1

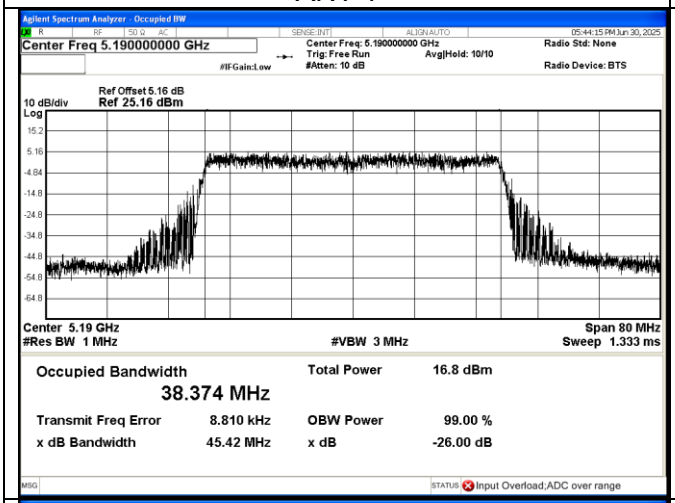


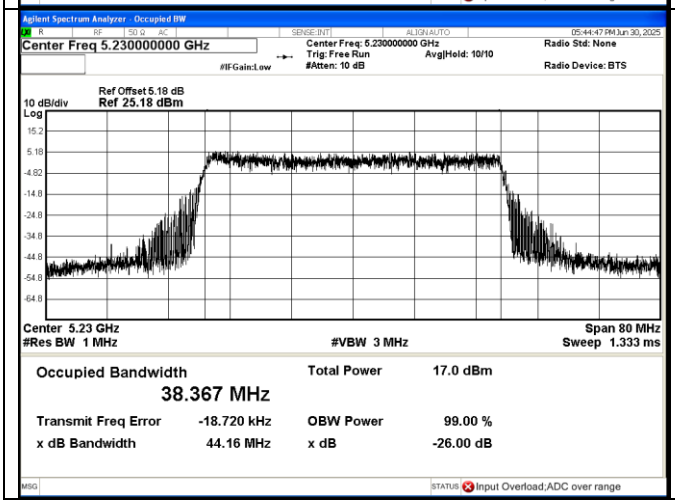


ANT 2

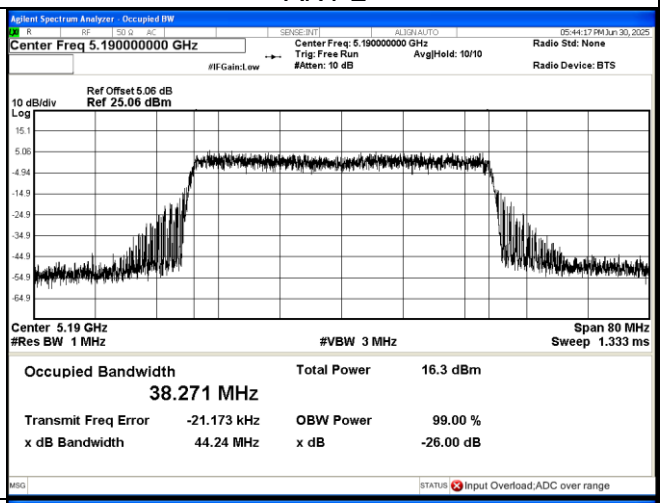


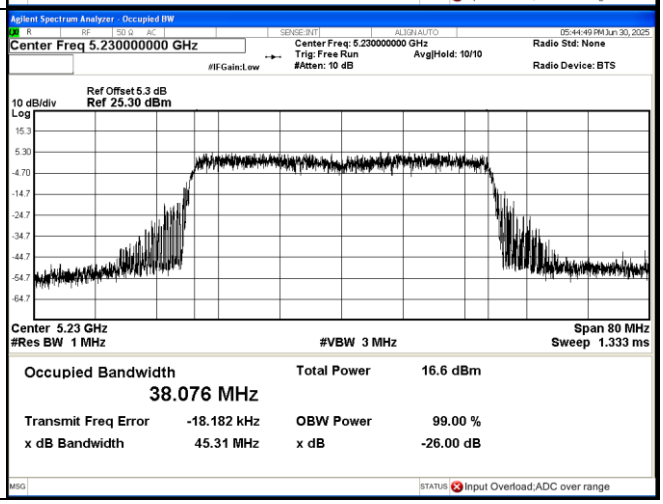

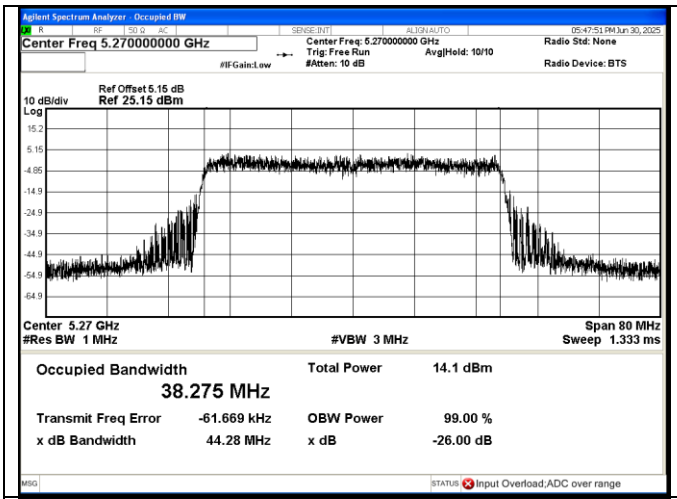
Agilent Spectrum Analyzer - Occupied BW
Center Freq 5.270000000 GHz
Center Freq: 5.270000000 GHz
Trig: Free Run
Avg|Hold: 10/10
#Atten: 10 dB
Radio Std: None
Radio Device: BTS
05:47:51 PM Jun 30, 2025
Ref Offset 5.15 dB
10 dB/div
Ref 25.15 dBm
Center 5.27 GHz
#Res BW 1 MHz
#VBW 3 MHz
Span 80 MHz
Sweep 1.333 ms
Occupied Bandwidth
38.275 MHz
Total Power 14.1 dBm
Transmit Freq Error -61.669 kHz
OBW Power 99.00 %
x dB Bandwidth 44.28 MHz
x dB -26.00 dB
Input Overload;ADC over range

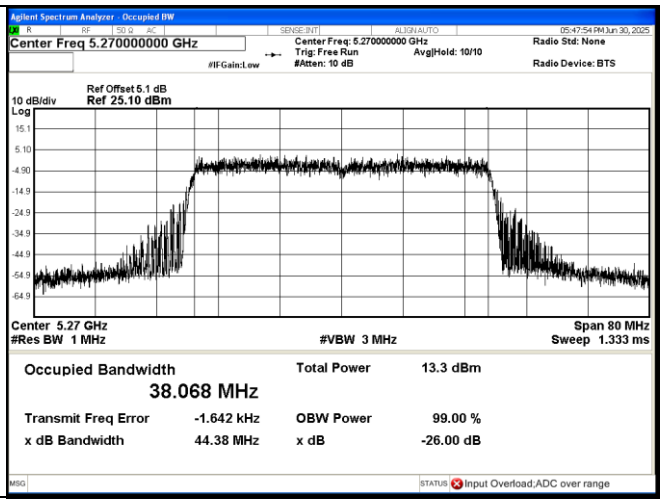
Agilent Spectrum Analyzer - Occupied BW
Center Freq 5.270000000 GHz
Center Freq: 5.270000000 GHz
Trig: Free Run
Avg|Hold: 10/10
#Atten: 10 dB
Radio Std: None
Radio Device: BTS
05:47:54 PM Jun 30, 2025
Ref Offset 5.1 dB
10 dB/div
Ref 25.10 dBm
Center 5.27 GHz
#Res BW 1 MHz
#VBW 3 MHz
Span 80 MHz
Sweep 1.333 ms
Occupied Bandwidth
38.068 MHz
Total Power 13.3 dBm
Transmit Freq Error -1.642 kHz
OBW Power 99.00 %
x dB Bandwidth 44.38 MHz
x dB -26.00 dB
Input Overload;ADC over range

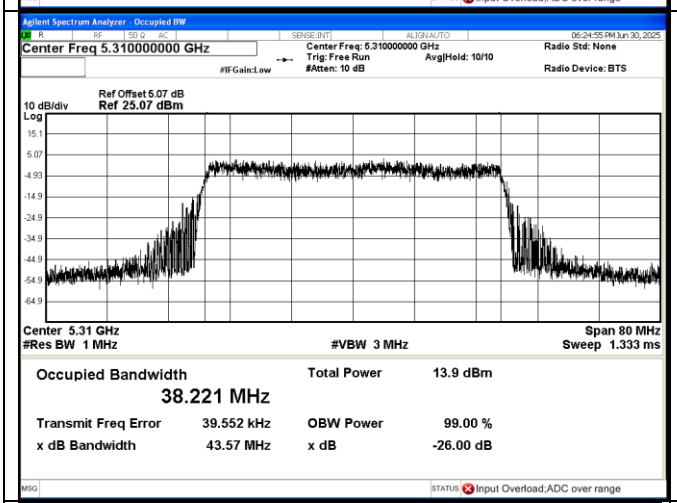
Agilent Spectrum Analyzer - Occupied BW
Center Freq 5.310000000 GHz
Center Freq: 5.310000000 GHz
Trig: Free Run
Avg|Hold: 10/10
#Atten: 10 dB
Radio Std: None
Radio Device: BTS
06:24:55 PM Jun 30, 2025
Ref Offset 5.07 dB
10 dB/div
Ref 25.07 dBm
Center 5.31 GHz
#Res BW 1 MHz
#VBW 3 MHz
Span 80 MHz
Sweep 1.333 ms
Occupied Bandwidth
38.221 MHz
Total Power 13.9 dBm
Transmit Freq Error 39.552 kHz
OBW Power 99.00 %
x dB Bandwidth 43.57 MHz
x dB -26.00 dB
Input Overload;ADC over range

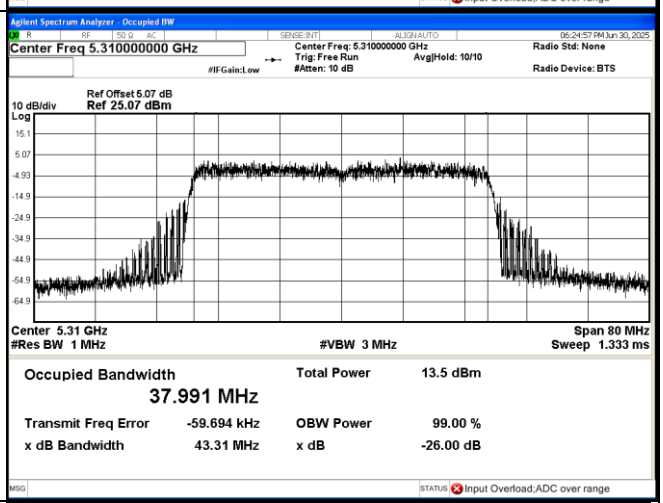
Agilent Spectrum Analyzer - Occupied BW
Center Freq 5.310000000 GHz
Center Freq: 5.310000000 GHz
Trig: Free Run
Avg|Hold: 10/10
#Atten: 10 dB
Radio Std: None
Radio Device: BTS
06:24:57 PM Jun 30, 2025
Ref Offset 5.07 dB
10 dB/div
Ref 25.07 dBm
Center 5.31 GHz
#Res BW 1 MHz
#VBW 3 MHz
Span 80 MHz
Sweep 1.333 ms
Occupied Bandwidth
37.991 MHz
Total Power 13.5 dBm
Transmit Freq Error -59.694 kHz
OBW Power 99.00 %
x dB Bandwidth 43.31 MHz
x dB -26.00 dB
Input Overload;ADC over range

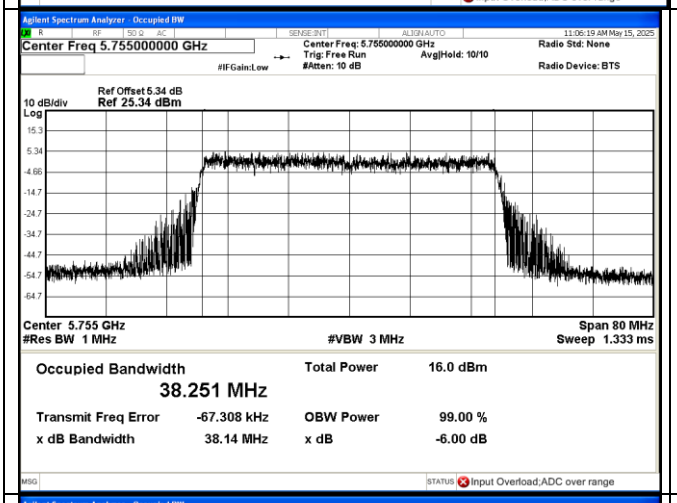
Agilent Spectrum Analyzer - Occupied BW
Center Freq 5.755000000 GHz
Center Freq: 5.755000000 GHz
Trig: Free Run
Avg|Hold: 10/10
#Atten: 10 dB
Radio Std: None
Radio Device: BTS
11:06:19 AM May 15, 2025
Ref Offset 5.34 dB
10 dB/div
Ref 25.34 dBm
Center 5.755 GHz
#Res BW 1 MHz
#VBW 3 MHz
Span 80 MHz
Sweep 1.333 ms
Occupied Bandwidth
38.251 MHz
Total Power 16.0 dBm
Transmit Freq Error -67.308 kHz
OBW Power 99.00 %
x dB Bandwidth 38.14 MHz
x dB -6.00 dB
Input Overload;ADC over range

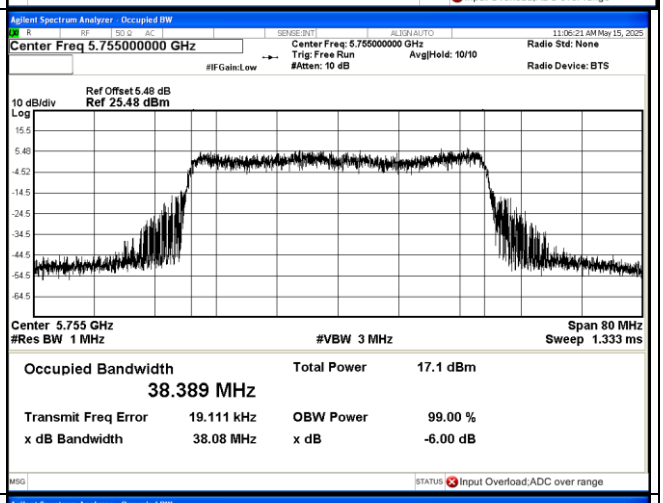
Agilent Spectrum Analyzer - Occupied BW
Center Freq 5.755000000 GHz
Center Freq: 5.755000000 GHz
Trig: Free Run
Avg|Hold: 10/10
#Atten: 10 dB
Radio Std: None
Radio Device: BTS
11:06:21 AM May 15, 2025
Ref Offset 5.48 dB
10 dB/div
Ref 25.48 dBm
Center 5.755 GHz
#Res BW 1 MHz
#VBW 3 MHz
Span 80 MHz
Sweep 1.333 ms
Occupied Bandwidth
38.389 MHz
Total Power 17.1 dBm
Transmit Freq Error 19.111 kHz
OBW Power 99.00 %
x dB Bandwidth 38.08 MHz
x dB -6.00 dB
Input Overload;ADC over range

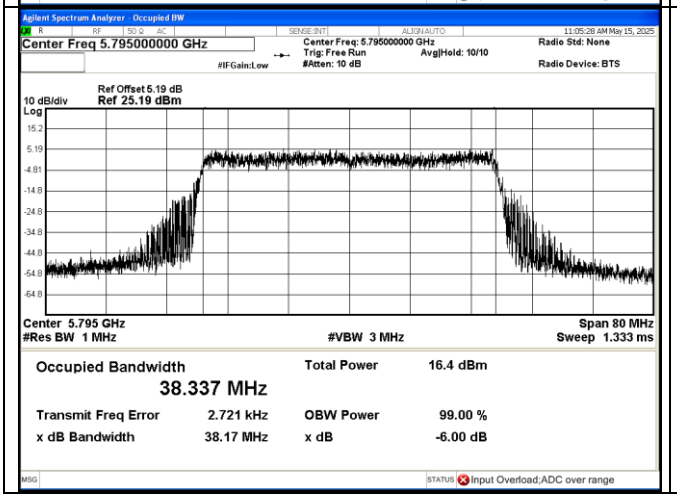
Agilent Spectrum Analyzer - Occupied BW
Center Freq 5.795000000 GHz
Center Freq: 5.795000000 GHz
Trig: Free Run
Avg|Hold: 10/10
#Atten: 10 dB
Radio Std: None
Radio Device: BTS
11:05:28 AM May 15, 2025
Ref Offset 5.19 dB
10 dB/div
Ref 25.19 dBm
Center 5.795 GHz
#Res BW 1 MHz
#VBW 3 MHz
Span 80 MHz
Sweep 1.333 ms
Occupied Bandwidth
38.337 MHz
Total Power 16.4 dBm
Transmit Freq Error 2.721 kHz
OBW Power 99.00 %
x dB Bandwidth 38.17 MHz
x dB -6.00 dB
Input Overload;ADC over range

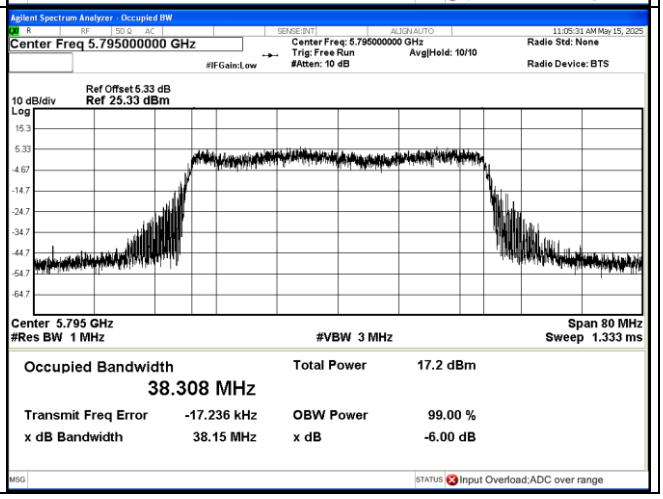
Agilent Spectrum Analyzer - Occupied BW
Center Freq 5.795000000 GHz
Center Freq: 5.795000000 GHz
Trig: Free Run
Avg|Hold: 10/10
#Atten: 10 dB
Radio Std: None
Radio Device: BTS
11:05:31 AM May 15, 2025
Ref Offset 5.33 dB
10 dB/div
Ref 25.33 dBm
Center 5.795 GHz
#Res BW 1 MHz
#VBW 3 MHz
Span 80 MHz
Sweep 1.333 ms
Occupied Bandwidth
38.308 MHz
Total Power 17.2 dBm
Transmit Freq Error -17.236 kHz
OBW Power 99.00 %
x dB Bandwidth 38.15 MHz
x dB -6.00 dB
Input Overload;ADC over range

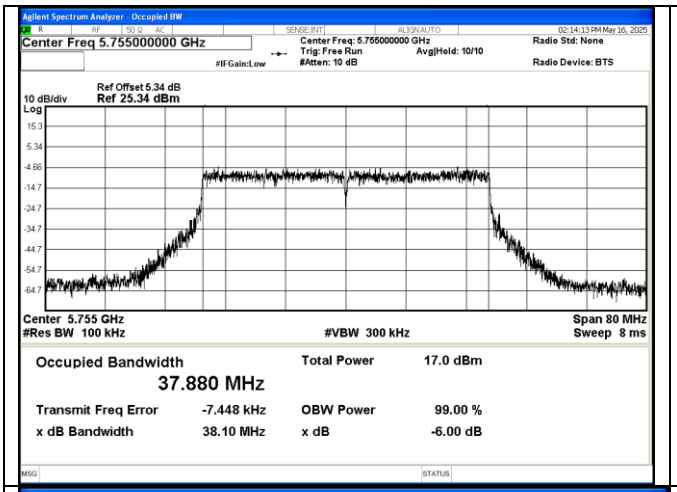
Agilent Spectrum Analyzer - Occupied BW
Center Freq 5.755000000 GHz
Center Freq: 5.755000000 GHz
Trig: Free Run
Avg|Hold: 10/10
#Atten: 10 dB
Radio Std: None
Radio Device: BTS
#IFGain:Low
Ref Offset 5.34 dB
10 dB/div
Ref 25.34 dBm
Log
Center 5.755 GHz
#Res BW 100 kHz
#VBW 300 kHz
Span 80 MHz
Sweep 8 ms
Occupied Bandwidth
37.880 MHz
Total Power 17.0 dBm
Transmit Freq Error -7.448 kHz
OBW Power 99.00 %
x dB Bandwidth 38.10 MHz
x dB -6.00 dB

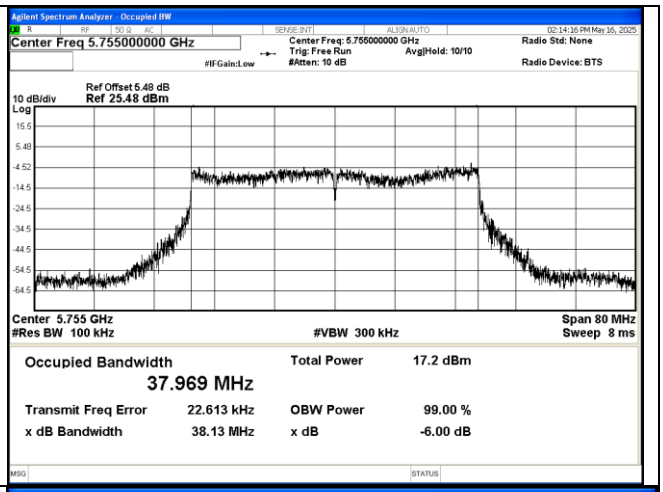
Agilent Spectrum Analyzer - Occupied BW
Center Freq 5.755000000 GHz
Center Freq: 5.755000000 GHz
Trig: Free Run
Avg|Hold: 10/10
#Atten: 10 dB
Radio Std: None
Radio Device: BTS
#IFGain:Low
Ref Offset 5.48 dB
10 dB/div
Ref 25.48 dBm
Log
Center 5.755 GHz
#Res BW 100 kHz
#VBW 300 kHz
Span 80 MHz
Sweep 8 ms
Occupied Bandwidth
37.969 MHz
Total Power 17.2 dBm
Transmit Freq Error 22.613 kHz
OBW Power 99.00 %
x dB Bandwidth 38.13 MHz
x dB -6.00 dB

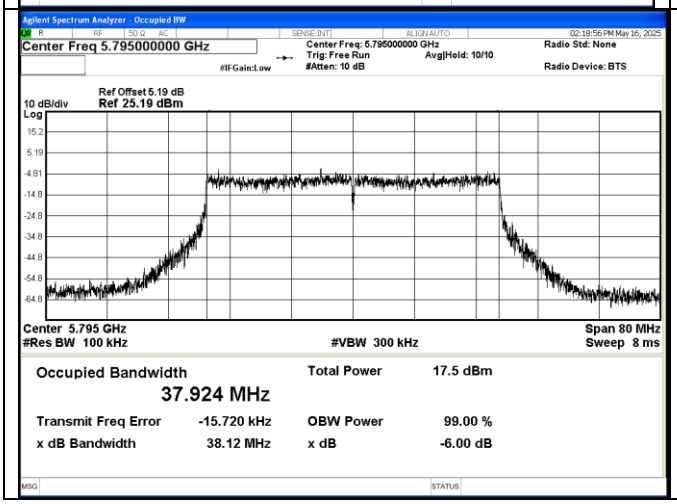
Agilent Spectrum Analyzer - Occupied BW
Center Freq 5.795000000 GHz
Center Freq: 5.795000000 GHz
Trig: Free Run
Avg|Hold: 10/10
#Atten: 10 dB
Radio Std: None
Radio Device: BTS
#IFGain:Low
Ref Offset 5.19 dB
10 dB/div
Ref 25.19 dBm
Log
Center 5.795 GHz
#Res BW 100 kHz
#VBW 300 kHz
Span 80 MHz
Sweep 8 ms
Occupied Bandwidth
37.924 MHz
Total Power 17.5 dBm
Transmit Freq Error -15.720 kHz
OBW Power 99.00 %
x dB Bandwidth 38.12 MHz
x dB -6.00 dB

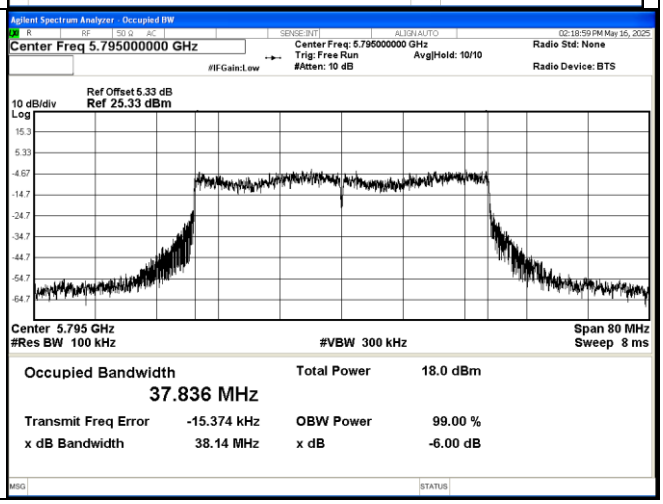
Agilent Spectrum Analyzer - Occupied BW
Center Freq 5.795000000 GHz
Center Freq: 5.795000000 GHz
Trig: Free Run
Avg|Hold: 10/10
#Atten: 10 dB
Radio Std: None
Radio Device: BTS
#IFGain:Low
Ref Offset 5.33 dB
10 dB/div
Ref 25.33 dBm
Log
Center 5.795 GHz
#Res BW 100 kHz
#VBW 300 kHz
Span 80 MHz
Sweep 8 ms
Occupied Bandwidth
37.836 MHz
Total Power 18.0 dBm
Transmit Freq Error -15.374 kHz
OBW Power 99.00 %
x dB Bandwidth 38.14 MHz
x dB -6.00 dB

| 802.11be(EHT80) mode: | | | | | |
|---|---|---|---|---|---|
| Channel | Frequency (MHz) | ANT1_Emission Bandwidth | | ANT2_Emission Bandwidth | |
| | | 99% Bandwidth (MHz) | 26dB Bandwidth (MHz) | 99% Bandwidth (MHz) | 26dB Bandwidth (MHz) |
| 42 | 5210 | 77.8011 | 88.15 | 77.6849 | 85.21 |
| 58 | 5290 | 77.5804 | 87.85 | 77.3829 | 85.15 |

| Channel | Frequency (MHz) | ANT1_Emission Bandwidth | | ANT2_Emission Bandwidth | |
|---|---|---|---|---|---|
| | | 99% Bandwidth (MHz) | 6dB Bandwidth (MHz) | 99% Bandwidth (MHz) | 6dB Bandwidth (MHz) |
| 155 | 5775 | 77.660 | 78.01 | 77.530 | 78.04 |

ANT 1

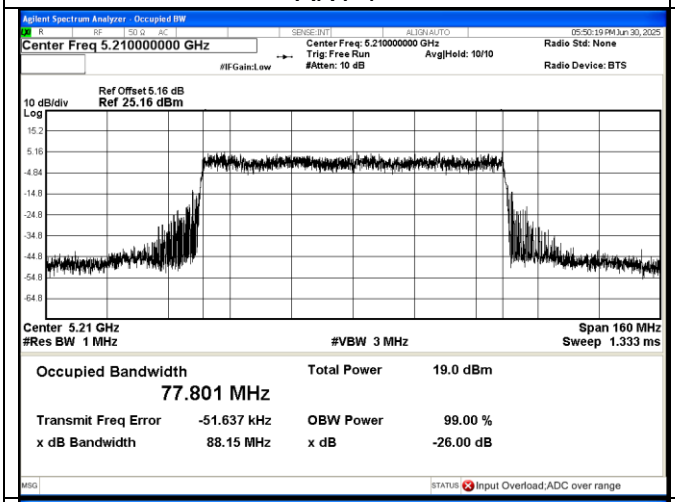


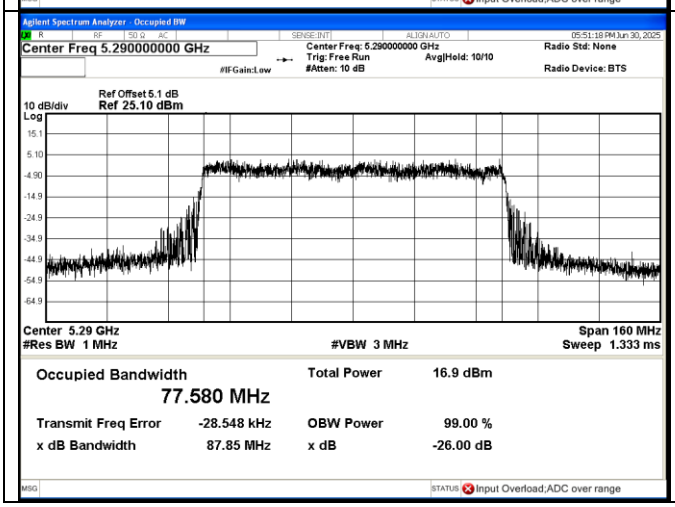


ANT 2

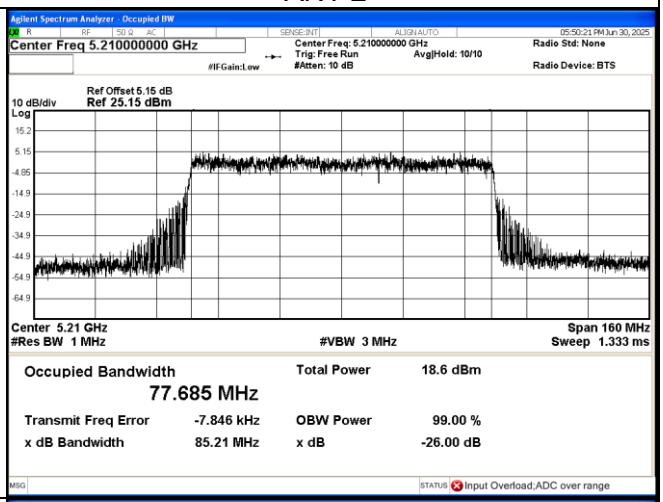


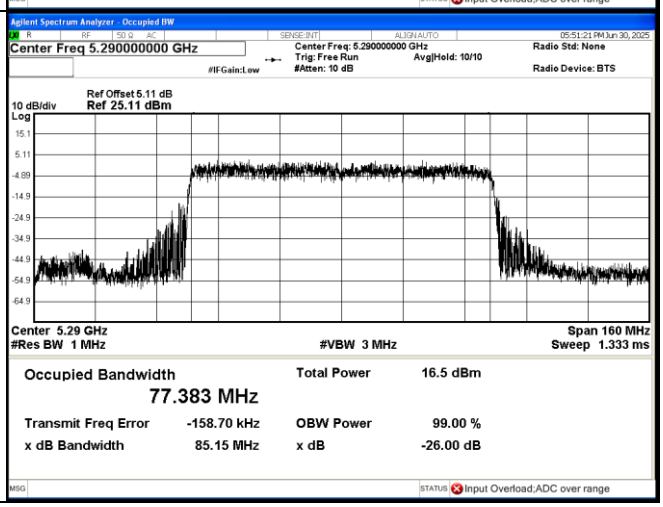

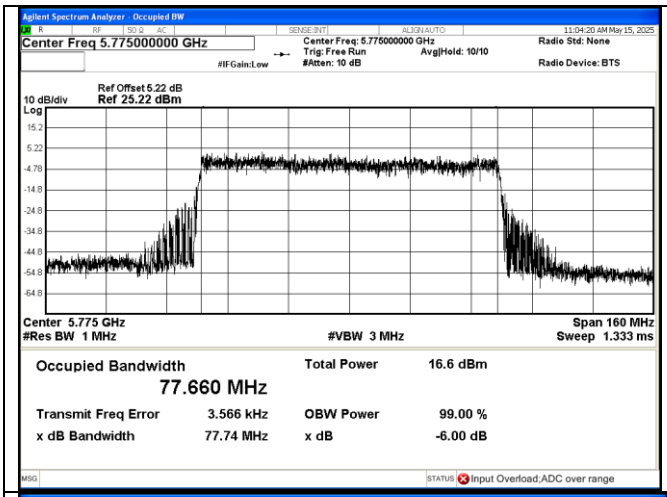
Agilent Spectrum Analyzer - Occupied BW
Center Freq 5.775000000 GHz
Center Freq: 5.775000000 GHz
Trig: Free Run
Avg|Hold: 10/10
#Atten: 10 dB
Radio Std: None
Radio Device: BTS
#IFGain:Low
11:04:20 AM May 15, 2025
Ref Offset 5.22 dB
10 dB/div
Ref 25.22 dBm
Log
Center 5.775 GHz
#Res BW 1 MHz
#VBW 3 MHz
Span 160 MHz
Sweep 1.333 ms
Occupied Bandwidth
77.660 MHz
Total Power 16.6 dBm
Transmit Freq Error 3.566 kHz
OBW Power 99.00 %
x dB Bandwidth 77.74 MHz
x dB -6.00 dB
Input Overload;ADC over range

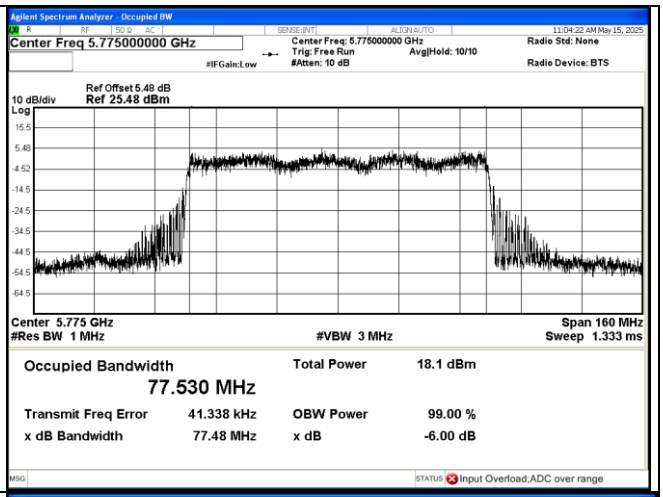
Agilent Spectrum Analyzer - Occupied BW
Center Freq 5.775000000 GHz
Center Freq: 5.775000000 GHz
Trig: Free Run
Avg|Hold: 10/10
#Atten: 10 dB
Radio Std: None
Radio Device: BTS
#IFGain:Low
11:04:22 AM May 15, 2025
Ref Offset 5.48 dB
10 dB/div
Ref 25.48 dBm
Log
Center 5.775 GHz
#Res BW 1 MHz
#VBW 3 MHz
Span 160 MHz
Sweep 1.333 ms
Occupied Bandwidth
77.530 MHz
Total Power 18.1 dBm
Transmit Freq Error 41.338 kHz
OBW Power 99.00 %
x dB Bandwidth 77.48 MHz
x dB -6.00 dB
Input Overload;ADC over range

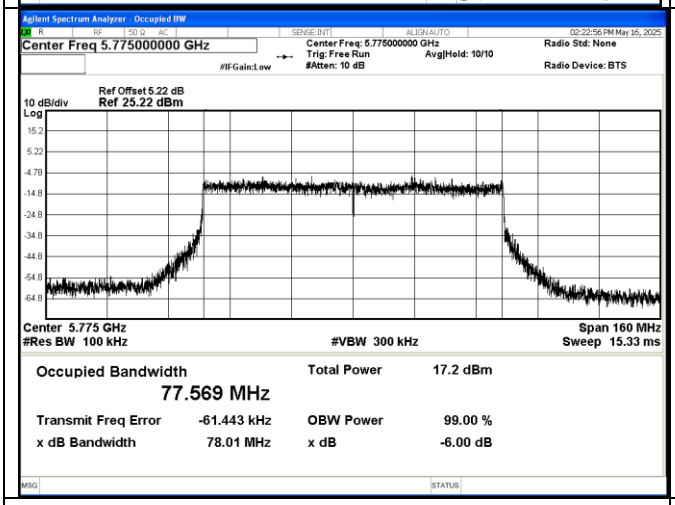
Agilent Spectrum Analyzer - Occupied BW
Center Freq 5.775000000 GHz
Center Freq: 5.775000000 GHz
Trig: Free Run
Avg|Hold: 10/10
#Atten: 10 dB
Radio Std: None
Radio Device: BTS
#IFGain:Low
02:22:56 PM May 15, 2025
Ref Offset 5.22 dB
10 dB/div
Ref 25.22 dBm
Log
Center 5.775 GHz
#Res BW 100 kHz
#VBW 300 kHz
Span 160 MHz
Sweep 15.33 ms
Occupied Bandwidth
77.569 MHz
Total Power 17.2 dBm
Transmit Freq Error -61.443 kHz
OBW Power 99.00 %
x dB Bandwidth 78.01 MHz
x dB -6.00 dB

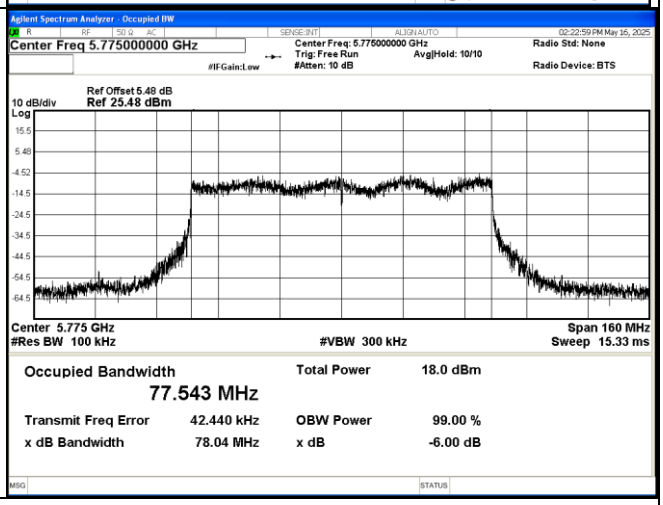
Agilent Spectrum Analyzer - Occupied BW
Center Freq 5.775000000 GHz
Center Freq: 5.775000000 GHz
Trig: Free Run
Avg|Hold: 10/10
#Atten: 10 dB
Radio Std: None
Radio Device: BTS
#IFGain:Low
02:22:59 PM May 15, 2025
Ref Offset 5.48 dB
10 dB/div
Ref 25.48 dBm
Log
Center 5.775 GHz
#Res BW 100 kHz
#VBW 300 kHz
Span 160 MHz
Sweep 15.33 ms
Occupied Bandwidth
77.543 MHz
Total Power 18.0 dBm
Transmit Freq Error 42.440 kHz
OBW Power 99.00 %
x dB Bandwidth 78.04 MHz
x dB -6.00 dB

| 802.11be(EHT160) mode: | | | | | |
|---|---|---|---|---|---|
| Channel | Frequency (MHz) | ANT1_Emission Bandwidth | | ANT2_Emission Bandwidth | |
| | | 99% Bandwidth (MHz) | 26dB Bandwidth (MHz) | 99% Bandwidth (MHz) | 26dB Bandwidth (MHz) |
| 50 | 5250 | 157.15 | 171.2 | 156.77 | 174.4 |

ANT 1

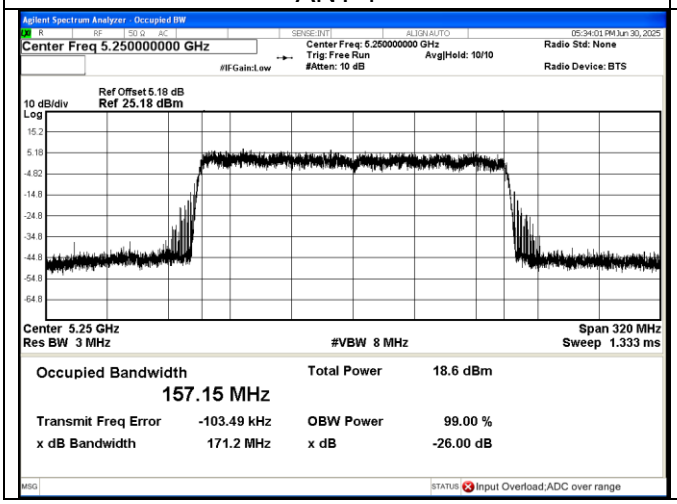


ANT 2

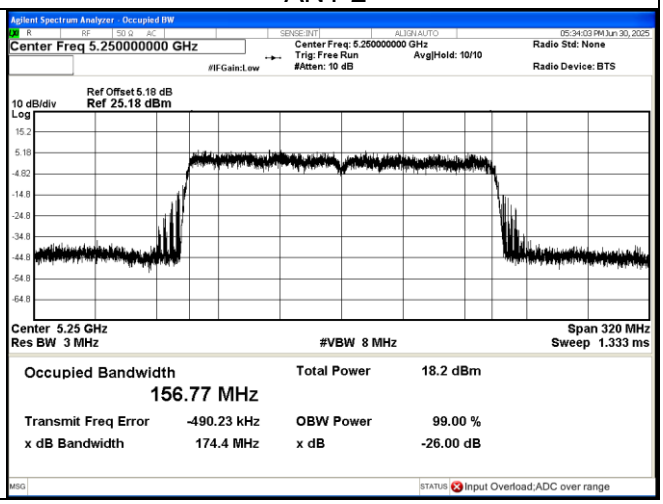

# Appendix A.7 Test Results of Maximum Conducted Output Power

| 802.11a mode | | | | | | |
|---|---|---|---|---|---|---|
| CH | Freq. | FCC Conducted Power (dBm) | | Total Power | Limit (dBm) | Result |
| | | ANT1 | ANT2 | (dBm) | FCC | |
| 36 | 5180 | 12.076 | 12.615 | / | 30 | Pass |
| 40 | 5200 | 12.064 | 12.811 | / | 30 | Pass |
| 48 | 5240 | 10.437 | 12.151 | / | 30 | Pass |
| 52 | 5260 | 10.548 | 11.633 | / | 23.98 | Pass |
| 60 | 5300 | 11.223 | 13.347 | / | 23.98 | Pass |
| 64 | 5320 | 10.564 | 12.678 | / | 23.98 | Pass |
| 149 | 5745 | 12.031 | 11.02 | / | 30 | Pass |
| 157 | 5785 | 11.666 | 12.244 | / | 30 | Pass |
| 165 | 5825 | 10.801 | 10.645 | / | 30 | Pass |

**Note:**
1) The cable loss is taken into account in results.
2) Antenna gain(G) of 802.11 a/n/ac/ax/be: 5150MHz to 5350MHz: 5.56 dBi,5725MHz to 5850MHz: 4.68 dBi(ANT1&2).

| 802.11n HT20 mode | | | | | | |
|---|---|---|---|---|---|---|
| CH | Freq. | FCC Conducted Power (dBm) | | Total Power | Limit (dBm) | Result |
| | | ANT1 | ANT2 | (dBm) | FCC | |
| 36 | 5180 | 10.172 | 10.169 | 13.181 | 30 | Pass |
| 40 | 5200 | 10.201 | 10.194 | 13.208 | 30 | Pass |
| 48 | 5240 | 9.443 | 10.265 | 12.884 | 30 | Pass |
| 52 | 5260 | 6.22 | 6.263 | 9.252 | 23.98 | Pass |
| 60 | 5300 | 6.191 | 7.015 | 9.633 | 23.98 | Pass |
| 64 | 5320 | 6.308 | 7.617 | 10.022 | 23.98 | Pass |
| 149 | 5745 | 11.888 | 10.867 | 14.418 | 30 | Pass |
| 157 | 5785 | 11.954 | 12.216 | 15.097 | 30 | Pass |
| 165 | 5825 | 13.012 | 12.642 | 15.841 | 30 | Pass |

**Note:**
1) The cable loss is taken into account in results.
2) Antenna gain(G) of 802.11 a/n/ac/ax/be: 5150MHz to 5350MHz: 5.56 dBi,5725MHz to 5850MHz: 4.68 dBi(ANT1&2).

| 802.11n HT40 mode | | | | | | |
|---|---|---|---|---|---|---|
| CH | Freq. | FCC Conducted Power (dBm) | | Total Power | Limit (dBm) | Result |
| | | ANT1 | ANT2 | (dBm) | FCC | |
| 38 | 5190 | 13.221 | 13.292 | 16.267 | 30 | Pass |
| 46 | 5230 | 13.345 | 13.597 | 16.026 | 30 | Pass |
| 54 | 5270 | 12.714 | 12.954 | 15.846 | 23.98 | Pass |
| 62 | 5310 | 9.93 | 10.679 | 13.331 | 23.98 | Pass |
| 151 | 5755 | 12.088 | 12.231 | 15.17 | 30 | Pass |
| 159 | 5795 | 12.729 | 12.785 | 15.767 | 30 | Pass |

**Note:**
1) The cable loss is taken into account in results.
2) Antenna gain(G) of 802.11 a/n/ac/ax/be: 5150MHz to 5350MHz: 5.56 dBi,5725MHz to 5850MHz: 4.68 dBi(ANT1&2).

| 802.11ac VHT20 mode | | | | | | |
|---|---|---|---|---|---|---|
| CH | Freq. | FCC Conducted Power (dBm) | | Total Power | Limit (dBm) | Result |
| | | ANT1 | ANT2 | (dBm) | FCC | |
| 36 | 5180 | 12.019 | 11.879 | 14.96 | 30 | Pass |
| 40 | 5200 | 9.95 | 9.996 | 12.983 | 30 | Pass |
| 48 | 5240 | 9.186 | 10.127 | 12.692 | 30 | Pass |
| 52 | 5260 | 6.311 | 6.253 | 9.292 | 23.98 | Pass |
| 60 | 5300 | 5.211 | 6.158 | 8.721 | 23.98 | Pass |
| 64 | 5320 | 5.238 | 6.603 | 8.984 | 23.98 | Pass |
| 149 | 5745 | 12.06 | 11.284 | 14.7 | 30 | Pass |
| 157 | 5785 | 11.926 | 12.219 | 15.085 | 30 | Pass |
| 165 | 5825 | 12.848 | 12.427 | 15.653 | 30 | Pass |

**Note:**
1) The cable loss is taken into account in results.
2) Antenna gain(G) of 802.11 a/n/ac/ax/be: 5150MHz to 5350MHz: 5.56 dBi,5725MHz to 5850MHz: 4.68 dBi(ANT1&2).

| 802.11ac VHT40 mode | | | | | | |
|---|---|---|---|---|---|---|
| CH | Freq. | FCC Conducted Power (dBm) | | Total Power | Limit (dBm) | Result |
| | | ANT1 | ANT2 | (dBm) | FCC | |
| 38 | 5190 | 13.189 | 13.156 | 16.183 | 30 | Pass |
| 46 | 5230 | 12.589 | 13.569 | 16.117 | 30 | Pass |
| 54 | 5270 | 9.9 | 9.905 | 12.913 | 23.98 | Pass |
| 62 | 5310 | 9.566 | 10.092 | 12.847 | 23.98 | Pass |
| 151 | 5755 | 12.217 | 12.066 | 15.152 | 30 | Pass |
| 159 | 5795 | 12.649 | 12.712 | 15.691 | 30 | Pass |

**Note:**
1) The cable loss is taken into account in results.
2) Antenna gain(G) of 802.11 a/n/ac/ax/be: 5150MHz to 5350MHz: 5.56 dBi,5725MHz to 5850MHz: 4.68 dBi(ANT1&2).

| 802.11ac VHT80 mode | | | | | | |
|---|---|---|---|---|---|---|
| CH | Freq. | FCC Conducted Power (dBm) | | Total Power | Limit (dBm) | Result |
| | | ANT1 | ANT2 | (dBm) | FCC | |
| 42 | 5210 | 15.826 | 16.169 | 19.011 | 30 | Pass |
| 58 | 5290 | 12.619 | 13.027 | 15.838 | 23.98 | Pass |
| 155 | 5775 | 12.648 | 12.956 | 15.815 | 30 | Pass |

**Note:**
1) The cable loss is taken into account in results.
2) Antenna gain(G) of 802.11 a/n/ac/ax/be: 5150MHz to 5350MHz: 5.56 dBi,5725MHz to 5850MHz: 4.68 dBi(ANT1&2).

| 802.11ac VHT160 mode | | | | | | |
|---|---|---|---|---|---|---|
| CH | Freq. | FCC Conducted Power (dBm) | | Total Power | Limit (dBm) | Result |
| | | ANT1 | ANT2 | (dBm) | FCC | |
| 50 | 5250 | 13.329 | 13.382 | 16.366 | 23.98 | Pass |

**Note:**
1) The cable loss is taken into account in results.
2) Antenna gain(G) of 802.11 a/n/ac/ax/be: 5150MHz to 5350MHz: 5.56 dBi,5725MHz to 5850MHz: 4.68 dBi(ANT1&2).

| 802.11ax(HE20) mode | | | | | | |
|---|---|---|---|---|---|---|
| CH | Freq. | FCC Conducted Power (dBm) | | Total Power | Limit (dBm) | Result |
| | | ANT1 | ANT2 | (dBm) | FCC | |
| 36 | 5180 | 8.906 | 8.993 | 11.96 | 30 | Pass |
| 40 | 5200 | 8.887 | 9.098 | 12.004 | 30 | Pass |
| 48 | 5240 | 8.227 | 9.015 | 11.649 | 30 | Pass |
| 52 | 5260 | 6.378 | 6.34 | 9.369 | 23.98 | Pass |
| 60 | 5300 | 6.416 | 7.121 | 9.793 | 23.98 | Pass |
| 64 | 5320 | 6.34 | 7.649 | 10.054 | 23.98 | Pass |
| 149 | 5745 | 11.923 | 11.067 | 14.526 | 30 | Pass |
| 157 | 5785 | 11.993 | 12.218 | 15.117 | 30 | Pass |
| 165 | 5825 | 12.867 | 12.562 | 15.727 | 30 | Pass |

**Note:**
1) The cable loss is taken into account in results.
2) Antenna gain(G) of 802.11 a/n/ac/ax/be: 5150MHz to 5350MHz: 5.56 dBi,5725MHz to 5850MHz: 4.68 dBi(ANT1&2).

| 802.11ax(HE40) mode | | | | | | |
|---|---|---|---|---|---|---|
| CH | Freq. | FCC Conducted Power (dBm) | | Total Power | Limit (dBm) | Result |
| | | ANT1 | ANT2 | (dBm) | FCC | |
| 38 | 5190 | 12.186 | 12.177 | 15.192 | 30 | Pass |
| 46 | 5230 | 12.032 | 12.564 | 15.316 | 30 | Pass |
| 54 | 5270 | 8.811 | 8.957 | 11.895 | 23.98 | Pass |
| 62 | 5310 | 8.8 | 9.496 | 12.172 | 23.98 | Pass |
| 151 | 5755 | 12.208 | 12.178 | 15.203 | 30 | Pass |
| 159 | 5795 | 12.734 | 12.821 | 15.788 | 30 | Pass |

**Note:**
1) The cable loss is taken into account in results.
2) Antenna gain(G) of 802.11 a/n/ac/ax/be: 5150MHz to 5350MHz: 5.56 dBi,5725MHz to 5850MHz: 4.68 dBi(ANT1&2).

| 802.11ax(HE80) mode | | | | | | |
|---|---|---|---|---|---|---|
| CH | Freq. | FCC Conducted Power (dBm) | | Total Power | Limit (dBm) | Result |
| | | ANT1 | ANT2 | (dBm) | FCC | |
| 42 | 5210 | 15.522 | 15.881 | 18.716 | 30 | Pass |
| 58 | 5290 | 12.536 | 13.081 | 15.827 | 23.98 | Pass |
| 155 | 5775 | 12.622 | 12.984 | 15.817 | 30 | Pass |

**Note:**
1) The cable loss is taken into account in results.
2) Antenna gain(G) of 802.11 a/n/ac/ax/be: 5150MHz to 5350MHz: 5.56 dBi,5725MHz to 5850MHz: 4.68 dBi(ANT1&2).

| 802.11ax(HE160) mode | | | | | | |
|---|---|---|---|---|---|---|
| CH | Freq. | FCC Conducted Power (dBm) | | Total Power | Limit (dBm) | Result |
| | | ANT1 | ANT2 | (dBm) | FCC | |
| 50 | 5250 | 13.401 | 13.434 | 16.428 | 23.98 | Pass |

**Note:**
1) The cable loss is taken into account in results.
2) Antenna gain(G) of 802.11 a/n/ac/ax/be: 5150MHz to 5350MHz: 5.56 dBi,5725MHz to 5850MHz: 4.68 dBi(ANT1&2).

| 802.11be(EHT20) mode | | | | | | |
|---|---|---|---|---|---|---|
| CH | Freq. | FCC Conducted Power (dBm) | | Total Power | Limit (dBm) | Result |
| | | ANT1 | ANT2 | (dBm) | FCC | |
| 36 | 5180 | 8.801 | 9.292 | 12.064 | 30 | Pass |
| 40 | 5200 | 8.766 | 9.428 | 12.12 | 30 | Pass |
| 48 | 5240 | 8.245 | 9.419 | 11.882 | 30 | Pass |
| 52 | 5260 | 5.368 | 5.262 | 8.326 | 23.98 | Pass |
| 60 | 5300 | 5.394 | 6.235 | 8.845 | 23.98 | Pass |
| 64 | 5320 | 5.305 | 6.545 | 8.979 | 23.98 | Pass |
| 149 | 5745 | 11.934 | 11.455 | 14.711 | 30 | Pass |
| 157 | 5785 | 10.133 | 11.247 | 13.736 | 30 | Pass |
| 165 | 5825 | 11.093 | 11.182 | 14.148 | 30 | Pass |

**Note:**
1) The cable loss is taken into account in results.
2) Antenna gain(G) of 802.11 a/n/ac/ax/be: 5150MHz to 5350MHz: 5.56 dBi,5725MHz to 5850MHz: 4.68 dBi(ANT1&2).

| 802.11be(EHT40) mode | | | | | | |
|---|---|---|---|---|---|---|
| CH | Freq. | FCC Conducted Power (dBm) | | Total Power | Limit (dBm) | Result |
| | | ANT1 | ANT2 | (dBm) | FCC | |
| 38 | 5190 | 12.27 | 12.635 | 15.467 | 30 | Pass |
| 46 | 5230 | 12.03 | 12.967 | 15.534 | 30 | Pass |
| 54 | 5270 | 8.926 | 9.037 | 11.992 | 23.98 | Pass |
| 62 | 5310 | 8.941 | 9.553 | 12.268 | 23.98 | Pass |
| 151 | 5755 | 12.143 | 12.529 | 15.351 | 30 | Pass |
| 159 | 5795 | 12.617 | 13.152 | 15.903 | 30 | Pass |

**Note:**
1) The cable loss is taken into account in results.
2) Antenna gain(G) of 802.11 a/n/ac/ax/be: 5150MHz to 5350MHz: 5.56 dBi,5725MHz to 5850MHz: 4.68 dBi(ANT1&2).

| 802.11be(EHT80) mode | | | | | | |
|---|---|---|---|---|---|---|
| CH | Freq. | FCC Conducted Power (dBm) | | Total Power | Limit (dBm) | Result |
| | | ANT1 | ANT2 | (dBm) | FCC | |
| 42 | 5210 | 13.966 | 14.417 | 17.208 | 30 | Pass |
| 58 | 5290 | 12.597 | 13.092 | 15.862 | 23.98 | Pass |
| 155 | 5775 | 12.537 | 13.29 | 15.94 | 30 | Pass |

**Note:**
1) The cable loss is taken into account in results.
2) Antenna gain(G) of 802.11 a/n/ac/ax/be: 5150MHz to 5350MHz: 5.56 dBi,5725MHz to 5850MHz: 4.68 dBi(ANT1&2).

| 802.11be(EHT160) mode | | | | | | |
|---|---|---|---|---|---|---|
| CH | Freq. | FCC Conducted Power (dBm) | | Total Power | Limit (dBm) | Result |
| | | ANT1 | ANT2 | (dBm) | FCC | |
| 50 | 5250 | 13.444 | 13.469 | 16.467 | 23.98 | Pass |

**Note:**
1) The cable loss is taken into account in results.
2) Antenna gain(G) of 802.11 a/n/ac/ax/be: 5150MHz to 5350MHz: 5.56 dBi,5725MHz to 5850MHz: 4.68 dBi(ANT1&2).