Appendix I WIFI 2.4G Test Data
Applicant: Shenzhen Junying Industrial Co., Ltd
Report No: DLE-250529009R
EUT: Massager
M/N: QS-B
Standard:FCC Part15 Subpart C, Section 15.247
Test Power Supply: DC 3.7V
Ambient Condition: 24.7 ℃, 52 %RH, 101.325 kPa
Test Date: 2025.05.29 **Test Engineer:** Ken Tan

Appendix A: DTS Bandwidth

Test Result

TestMode	Antenna	Channel	DTS BW [MHz]	FL[MHz]	FH[MHz]	Limit[MHz]	Verdict
11B	Ant1	2412	8.000	2408.000	2416.000	0.5	PASS
		2437	8.000	2433.000	2441.000	0.5	PASS
		2462	8.040	2457.960	2466.000	0.5	PASS
11G	Ant1	2412	15.120	2404.440	2419.560	0.5	PASS
		2437	15.000	2429.560	2444.560	0.5	PASS
		2462	15.320	2454.240	2469.560	0.5	PASS
11N20SISO	Ant1	2412	15.120	2404.440	2419.560	0.5	PASS
		2437	15.040	2429.520	2444.560	0.5	PASS
		2462	15.080	2454.480	2469.560	0.5	PASS
11N40SISO	Ant1	2422	35.040	2404.480	2439.520	0.5	PASS
		2437	35.040	2419.480	2454.520	0.5	PASS
		2452	35.040	2434.480	2469.520	0.5	PASS

Test Graphs

11B_Ant1_2412

11B_Ant1_2437

11B_Ant1_2462

11G_Ant1_2412

11G_Ant1_2437

11G_Ant1_2462

11N20SISO_Ant1_2412

11N20SISO_Ant1_2437

11N20SISO_Ant1_2462

11N40SISO_Ant1_2422

11N40SISO_Ant1_2437

11N40SISO_Ant1_2452

Appendix B: Occupied Channel Bandwidth

Test Result

TestMode	Antenna	Channel	OCB [MHz]	FL[MHz]	FH[MHz]	Limit[MHz]	Verdict
11B	Ant1	2412	12.874	2405.5930	2418.4670	---	---
		2437	12.934	2430.5554	2443.4894	---	---
		2462	12.973	2455.5021	2468.4751	---	---
11G	Ant1	2412	16.525	2403.7535	2420.2785	---	---
		2437	16.468	2428.8335	2445.3015	---	---
		2462	16.494	2453.7115	2470.2055	---	---
11N20SISO	Ant1	2412	17.607	2403.1932	2420.8002	---	---
		2437	17.585	2428.2241	2445.8091	---	---
		2462	17.507	2453.2573	2470.7643	---	---
11N40SISO	Ant1	2422	35.894	2404.0407	2439.9347	---	---
		2437	35.952	2419.0615	2455.0135	---	---
		2452	35.952	2434.0341	2469.9861	---	---

Test Graphs

11B_Ant1_2412

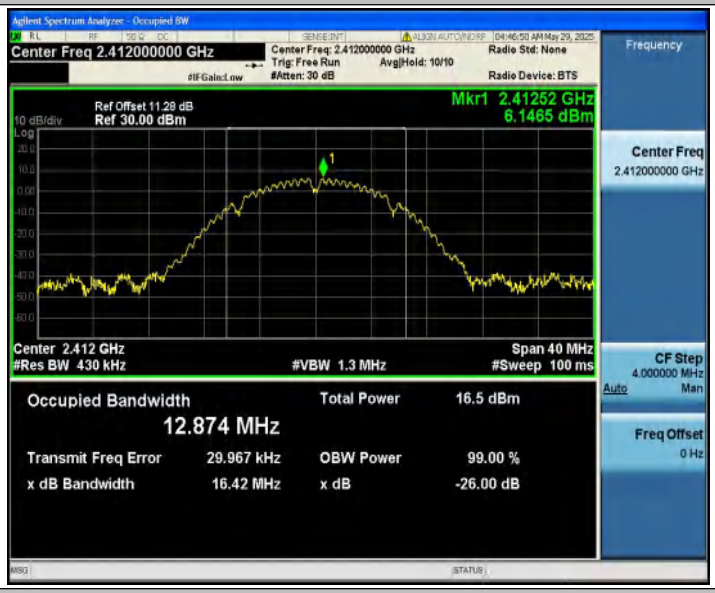

11B_Ant1_2437

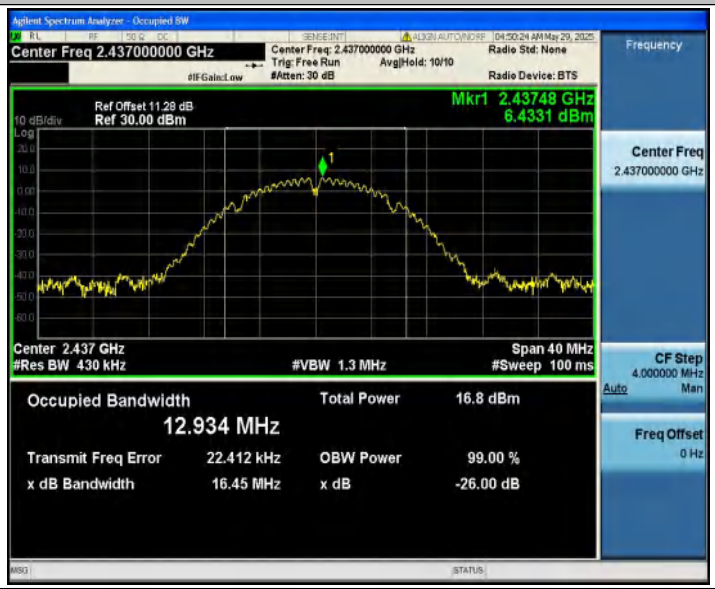

11B_Ant1_2462

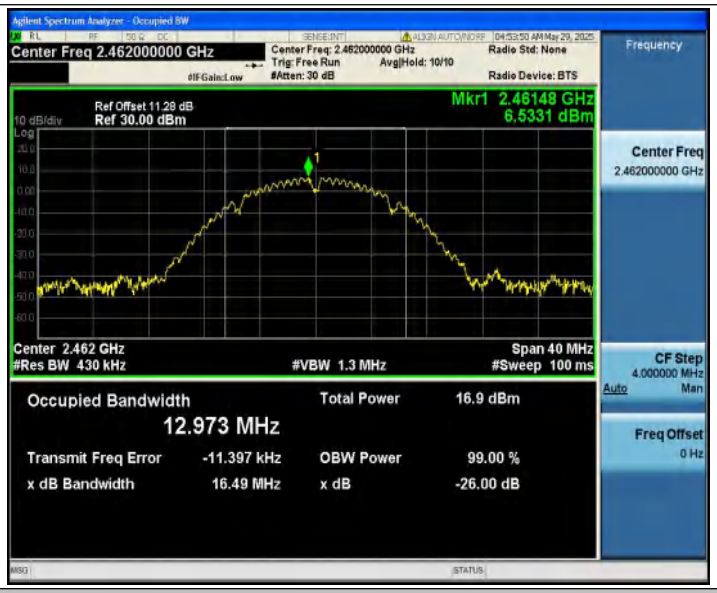

11G_Ant1_2412

11G_Ant1_2437

11G_Ant1_2462

11N20SISO_Ant1_2412

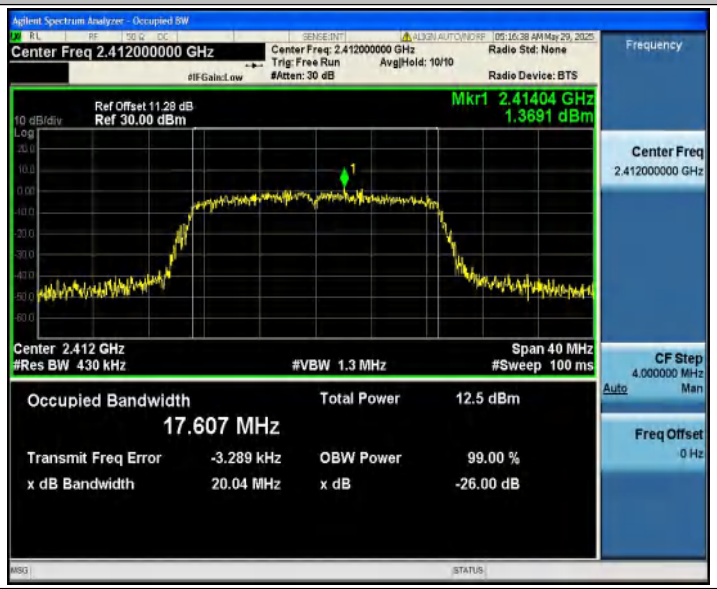

11N20SISO_Ant1_2437

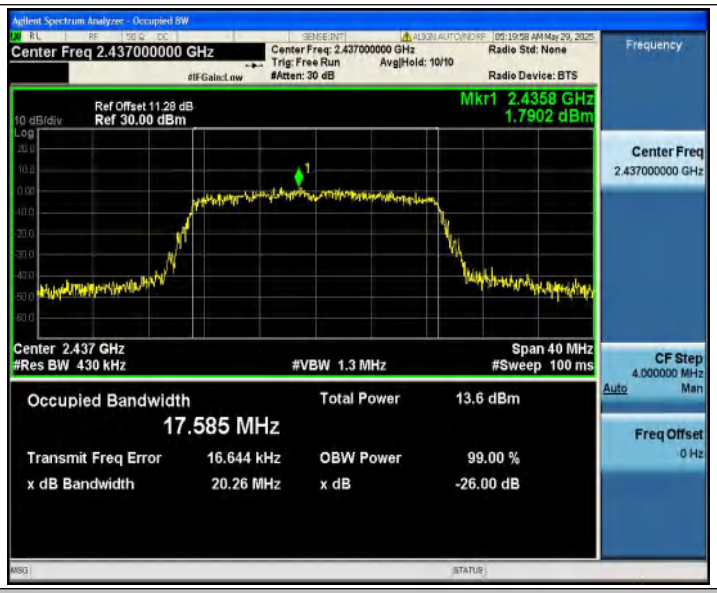

11N20SISO_Ant1_2462

11N40SISO_Ant1_2422

11N40SISO_Ant1_2437

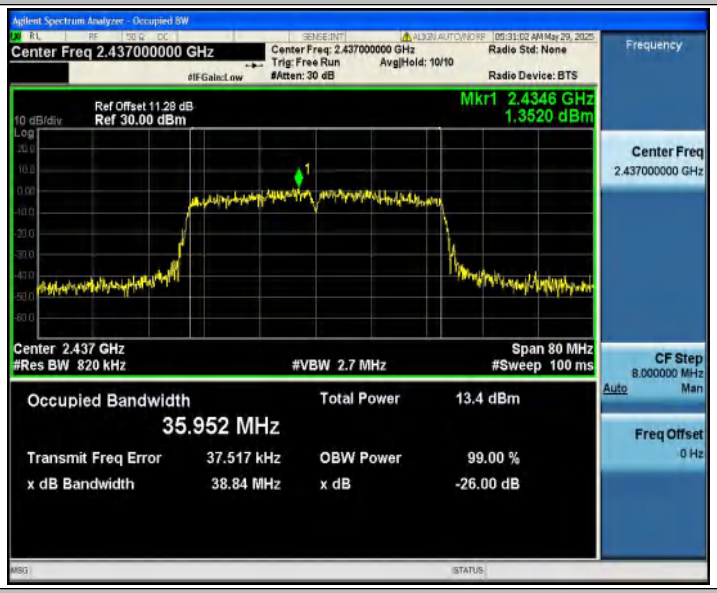

11N40SISO_Ant1_2452

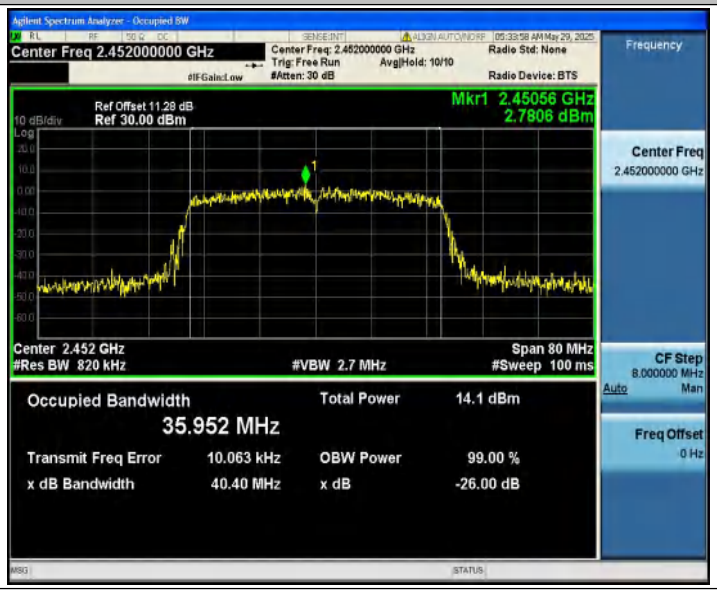

Appendix C: Maximum conducted output power

Test Result Peak

TestMode	Antenna	Channel	Peak Powert[dBm]	Conducted Limit[dBm]	Verdict
11B	Ant1	2412	7.45	≤30.00	PASS
		2437	7.65	≤30.00	PASS
		2462	7.12	≤30.00	PASS
11G	Ant1	2412	8.15	≤30.00	PASS
		2437	8.02	≤30.00	PASS
		2462	8.11	≤30.00	PASS
11N20SISO	Ant1	2412	8.35	≤30.00	PASS
		2437	8.41	≤30.00	PASS
		2462	8.09	≤30.00	PASS
11N40SISO	Ant1	2422	8.64	≤30.00	PASS
		2437	8.49	≤30.00	PASS
		2452	8.33	≤30.00	PASS

Appendix D: Maximum power spectral density

Test Result

TestMode	Antenna	Channel	Result[dBm/3-100kHz]	Limit[dBm/3kHz]	Verdict
11B	Ant1	2412	-6.89	≤8.00	PASS
		2437	-7.03	≤8.00	PASS
		2462	-6.80	≤8.00	PASS
11G	Ant1	2412	-12.42	≤8.00	PASS
		2437	-10.64	≤8.00	PASS
		2462	-12.34	≤8.00	PASS
11N20SISO	Ant1	2412	-14.67	≤8.00	PASS
		2437	-14.08	≤8.00	PASS
		2462	-13.40	≤8.00	PASS
11N40SISO	Ant1	2422	-17.69	≤8.00	PASS
		2437	-17.53	≤8.00	PASS
		2452	-16.94	≤8.00	PASS

Test Graphs

11B_Ant1_2412

11B_Ant1_2437

11B_Ant1_2462

11G_Ant1_2412

11G_Ant1_2437

11G_Ant1_2462

11N20SISO_Ant1_2412

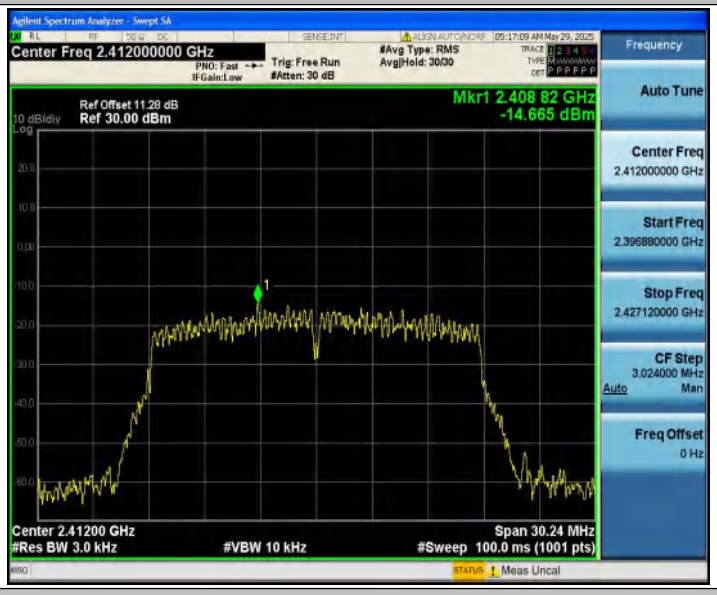

11N20SISO_Ant1_2437

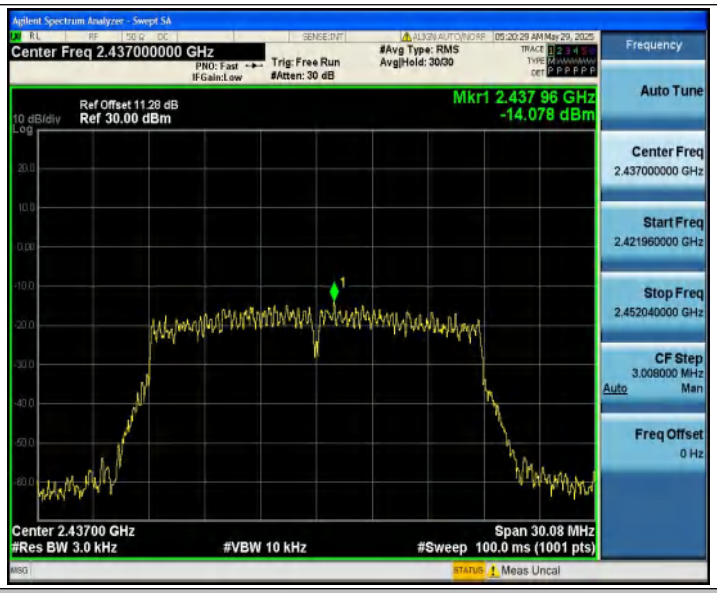

11N20SISO_Ant1_2462

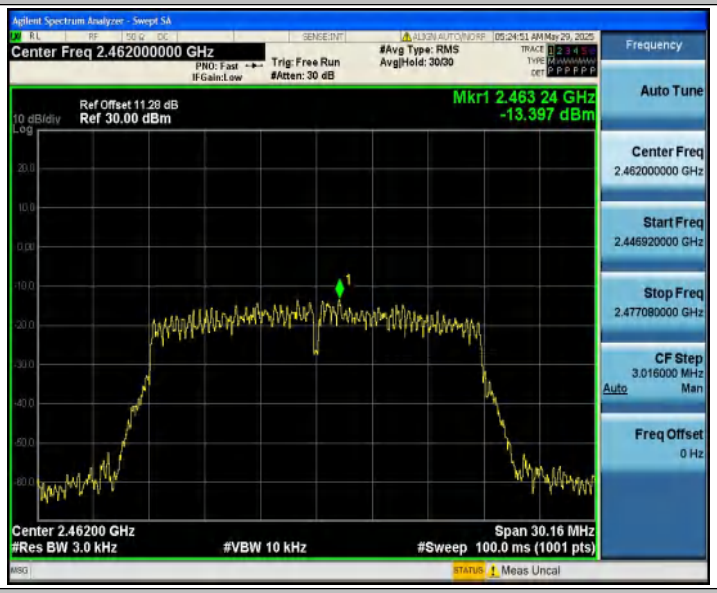

11N40SISO_Ant1_2422

11N40SISO_Ant1_2437

11N40SISO_Ant1_2452

Appendix E: Band edge measurements

Test Result

TestMode	Antenna	ChName	Channel	RefLevel[dBm]	Result[dBm]	Limit[dBm]	Verdict
11B	Ant1	Low	2412	5.58	-41.05	≤-14.42	PASS
		High	2462	5.40	-45.76	≤-14.6	PASS
11G	Ant1	Low	2412	0.10	-38.28	≤-19.9	PASS
		High	2462	0.42	-47.29	≤-19.59	PASS
11N20SISO	Ant1	Low	2412	-1.51	-43.99	≤-21.51	PASS
		High	2462	0.29	-45.88	≤-19.71	PASS
11N40SISO	Ant1	Low	2422	-5.20	-44.2	≤-25.2	PASS
		High	2452	-3.04	-44.01	≤-23.04	PASS

Test Graphs

11B_Ant1_Low_2412

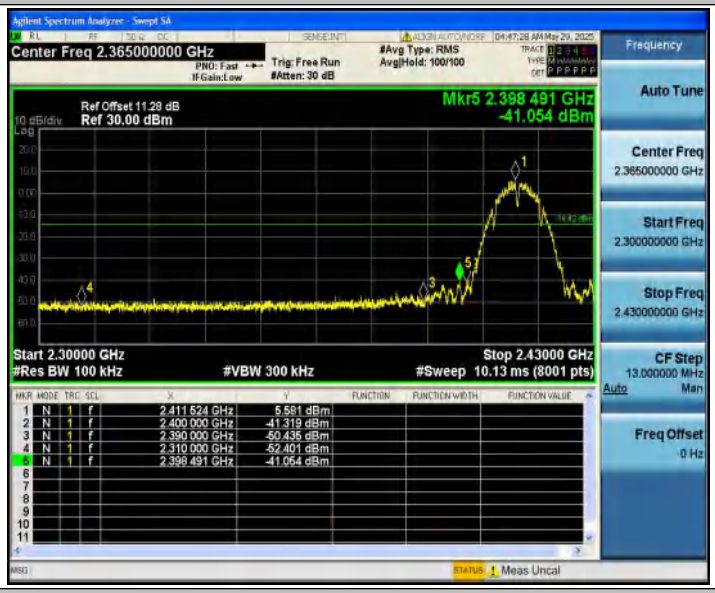

11B_Ant1_High_2462

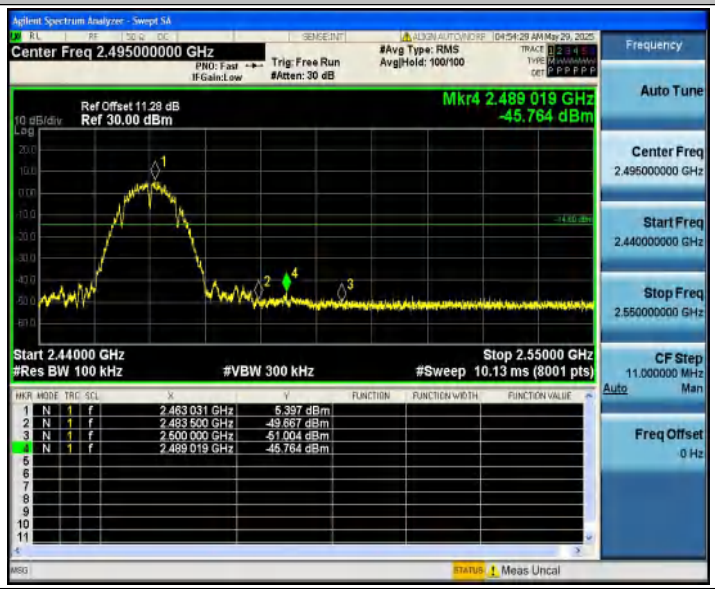

11G_Ant1_Low_2412

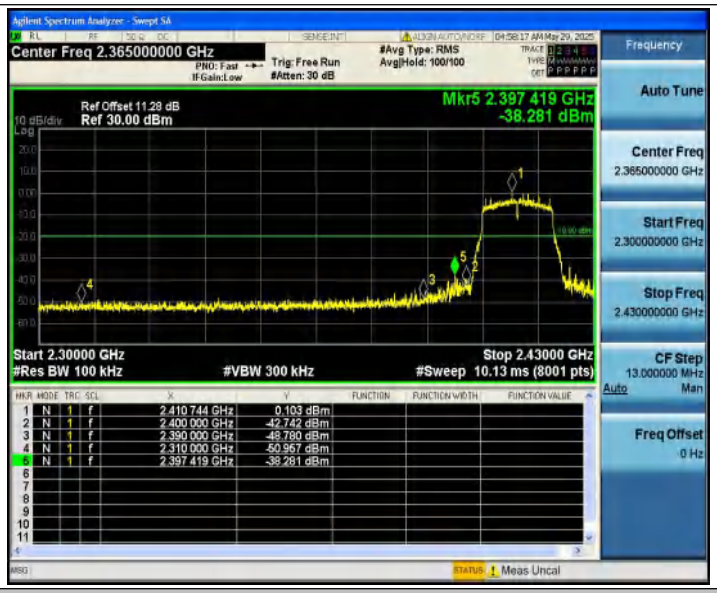

11G_Ant1_High_2462

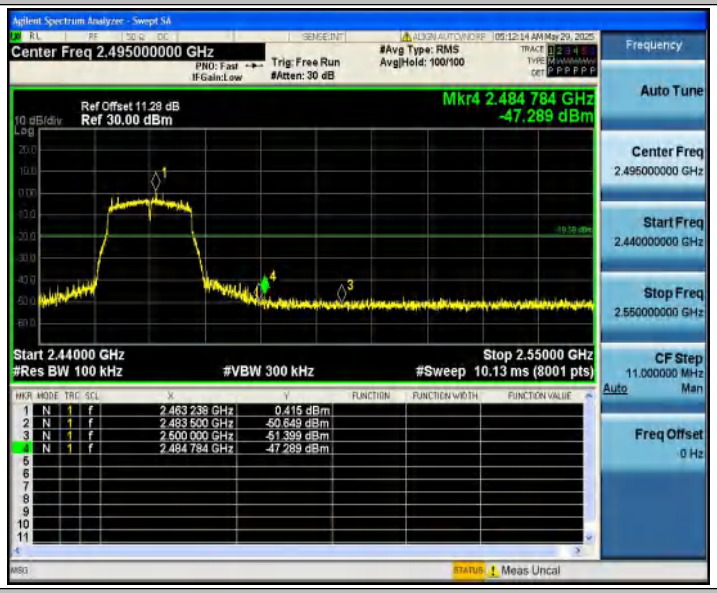

11N20SISO_Ant1_Low_2412

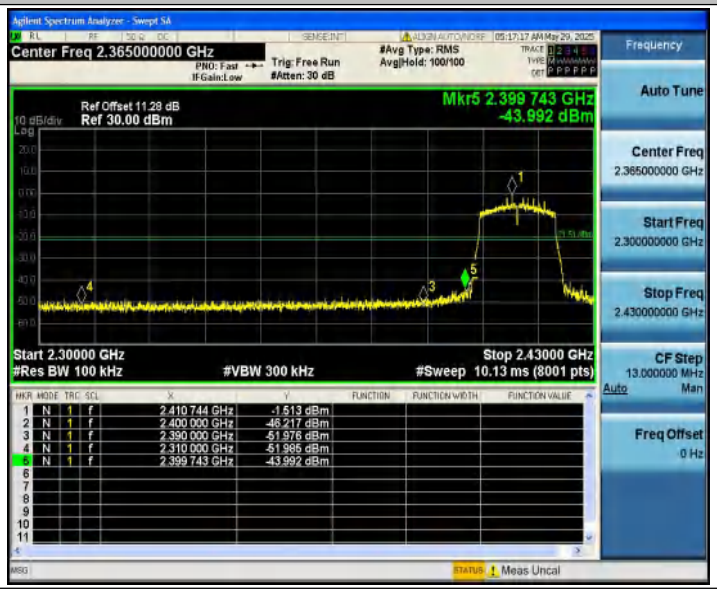

11N20SISO_Ant1_High_2462

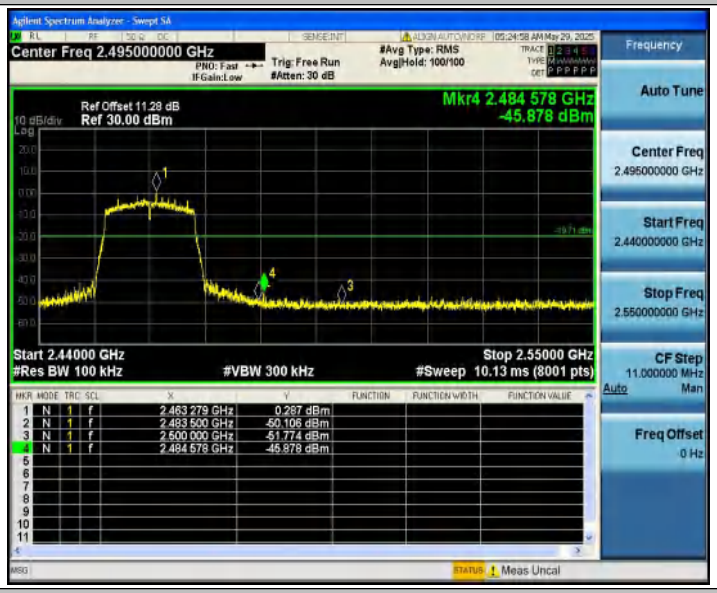

11N40SISO_Ant1_Low_2422

11N40SISO_Ant1_High_2452

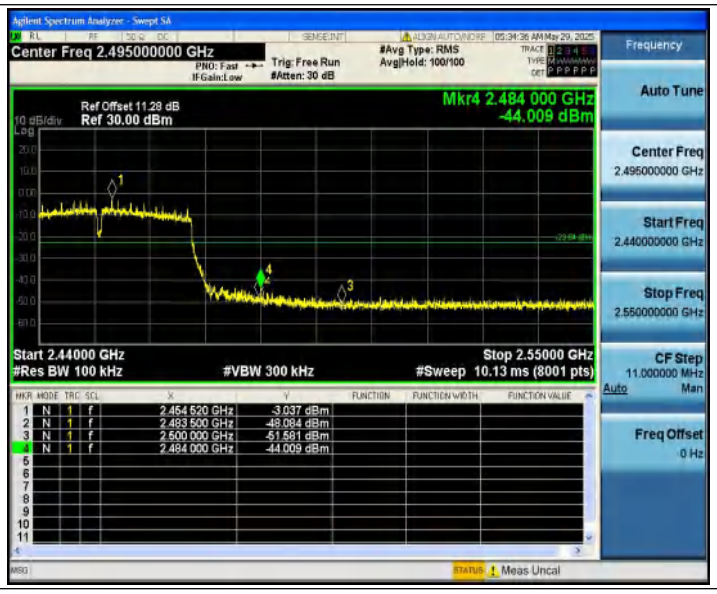
Agilent Spectrum Analyzer - Swept SA
Center Freq 2.495000000 GHz
PNO: Fast
IFGain:Low
Trig: Free Run
#Atten: 30 dB
#Avg Type: RMS
Avg|Hold: 100/100
Ref Offset 11.28 dB
10 dB/div
Ref 30.00 dBm
Mkr4 2.484 000 GHz
-44.009 dBm
Start 2.44000 GHz
#Res BW 100 kHz
#VBW 300 kHz
Stop 2.55000 GHz
#Sweep 10.13 ms (8001 pts)
1 N 1 f 2.454 520 GHz -3.037 dBm
2 N 1 f 2.483 500 GHz -48.084 dBm
3 N 1 f 2.500 000 GHz -51.561 dBm
4 N 1 f 2.484 000 GHz -44.009 dBm
Frequency
Auto Tune
Center Freq
2.495000000 GHz
Start Freq
2.440000000 GHz
Stop Freq
2.550000000 GHz
CF Step
11.000000 MHz
Auto
Man
Freq Offset
0 Hz
Meas Uncal

Appendix F: Conducted Spurious Emission

Test Result

TestMode	Antenna	Channel	FreqRange [Mhz]	RefLevel [dBm]	Result [dBm]	Limit [dBm]	Verdict
11B	Ant1	2412	Reference	4.79	4.79	---	PASS
			30~1000	4.79	-59.63	≤-15.21	PASS
			1000~26500	4.79	-48.98	≤-15.21	PASS
		2437	Reference	4.52	4.52	---	PASS
			30~1000	4.52	-60.23	≤-15.48	PASS
			1000~26500	4.52	-50.04	≤-15.48	PASS
		2462	Reference	5.02	5.02	---	PASS
			30~1000	5.02	-59.03	≤-14.98	PASS
			1000~26500	5.02	-49.16	≤-14.98	PASS
11G	Ant1	2412	Reference	-1.89	-1.89	---	PASS
			30~1000	-1.89	-59.62	≤-21.89	PASS
			1000~26500	-1.89	-49.52	≤-21.89	PASS
		2437	Reference	1.01	1.01	---	PASS
			30~1000	1.01	-59.47	≤-18.99	PASS
			1000~26500	1.01	-49.85	≤-18.99	PASS
		2462	Reference	-1.95	-1.95	---	PASS
			30~1000	-1.95	-59.21	≤-21.95	PASS
			1000~26500	-1.95	-48.87	≤-21.95	PASS
11N20SISO	Ant1	2412	Reference	-5.37	-5.37	---	PASS
			30~1000	-5.37	-59.71	≤-25.37	PASS
			1000~26500	-5.37	-50.01	≤-25.37	PASS
		2437	Reference	0.01	0.01	---	PASS
			30~1000	0.01	-58.75	≤-19.99	PASS
			1000~26500	0.01	-48.81	≤-19.99	PASS
		2462	Reference	-0.36	-0.36	---	PASS
			30~1000	-0.36	-59.96	≤-20.36	PASS
			1000~26500	-0.36	-48.71	≤-20.36	PASS
11N40SISO	Ant1	2422	Reference	-6.01	-6.01	---	PASS
			30~1000	-6.01	-59.29	≤-26.01	PASS
			1000~26500	-6.01	-49.1	≤-26.01	PASS
		2437	Reference	-4.82	-4.82	---	PASS
			30~1000	-4.82	-58.81	≤-24.82	PASS
			1000~26500	-4.82	-49.72	≤-24.82	PASS
		2452	Reference	-5.70	-5.70	---	PASS
			30~1000	-5.70	-59.91	≤-25.7	PASS
			1000~26500	-5.70	-49.52	≤-25.7	PASS

Test Graphs

11B_Ant1_2412_0~Reference

11B_Ant1_2412_30~1000

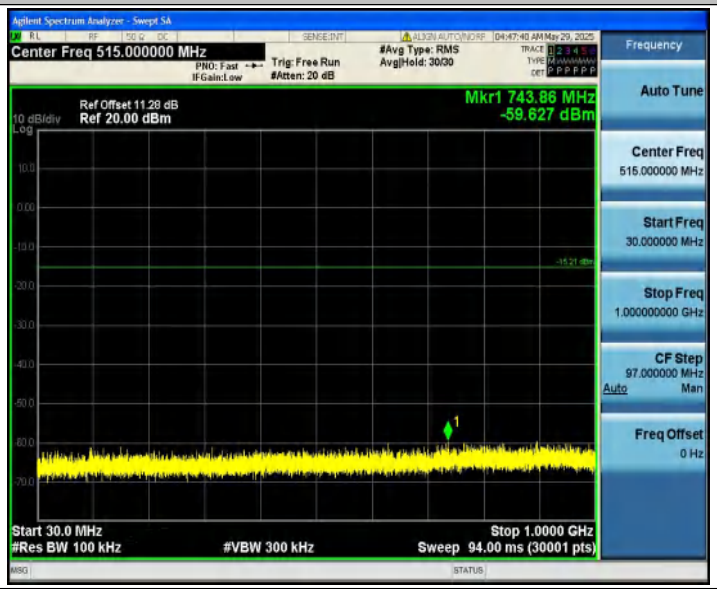

11B_Ant1_2412_1000~26500

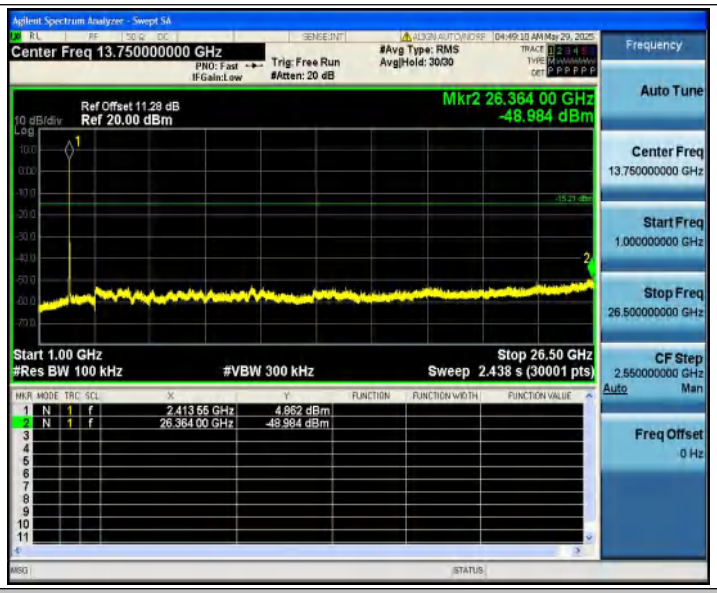

11B_Ant1_2437_0~Reference

11B_Ant1_2437_30~1000

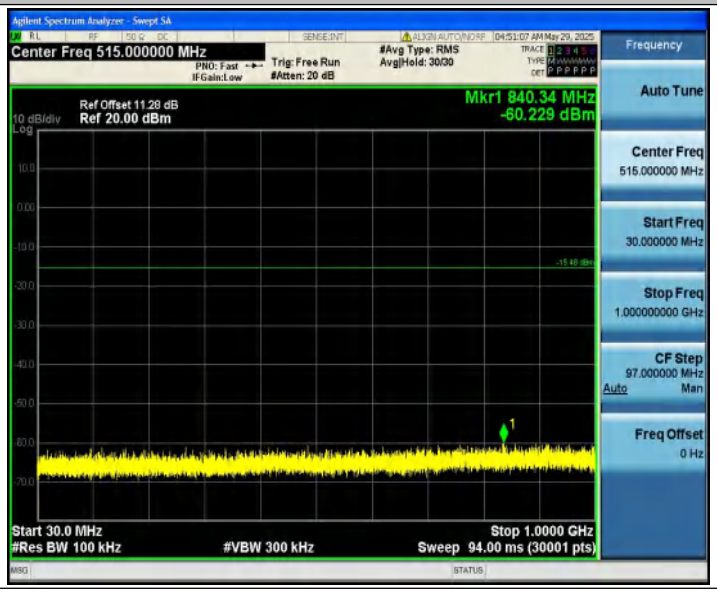

11B_Ant1_2437_1000~26500

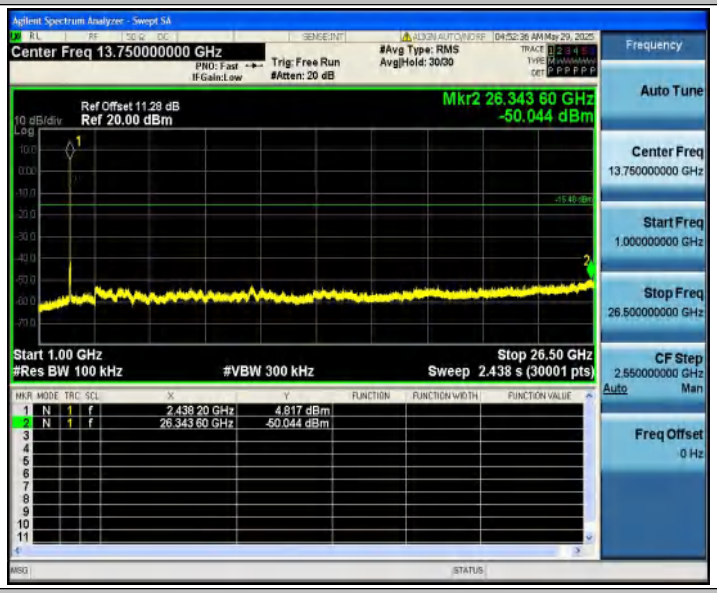

11B_Ant1_2462_0~Reference

11B_Ant1_2462_30~1000

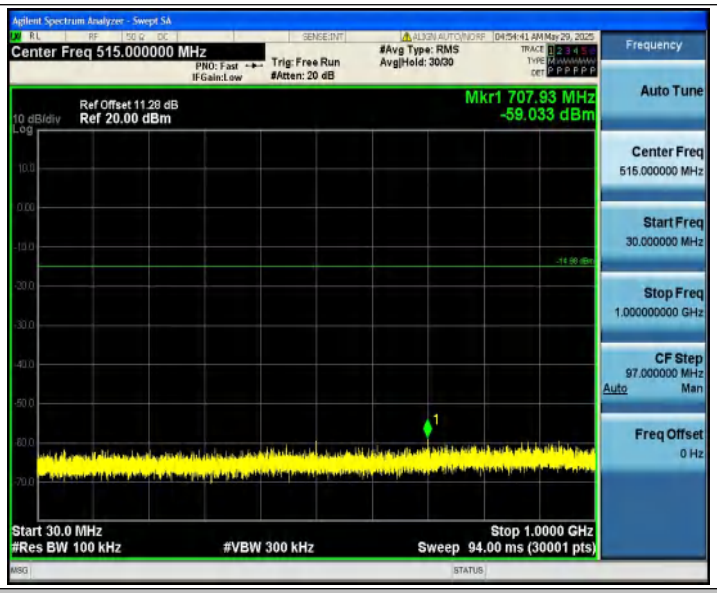

11B_Ant1_2462_1000~26500

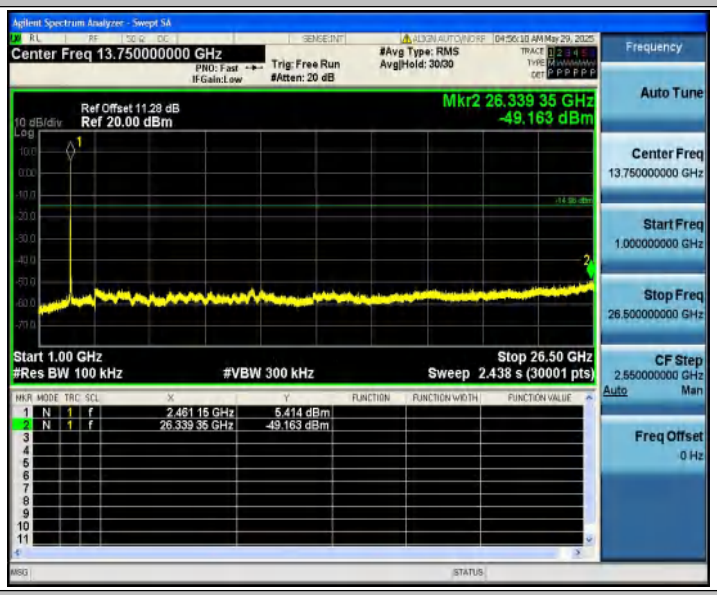

11G_Ant1_2412_0~Reference

11G_Ant1_2412_30~1000

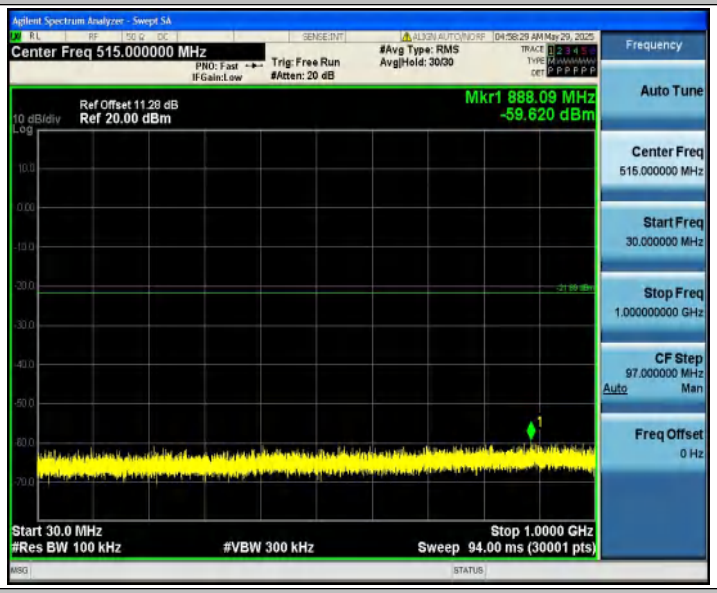

11G_Ant1_2412_1000~26500

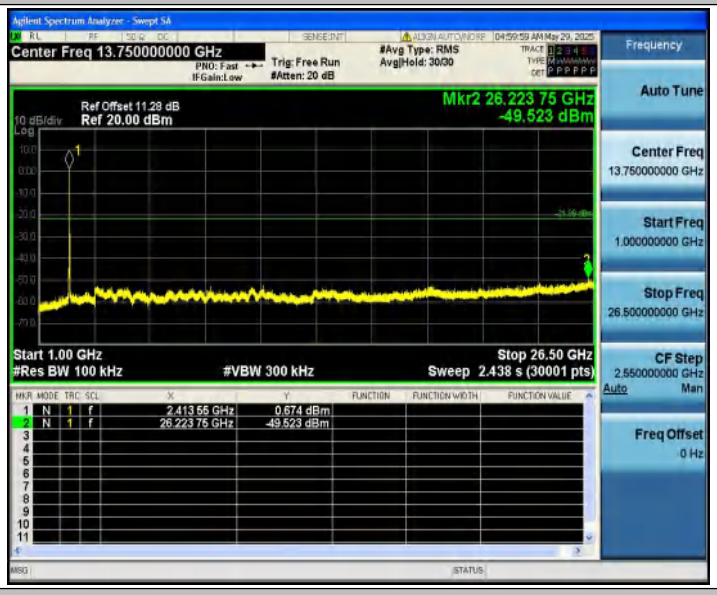

11G_Ant1_2437_0~Reference

11G_Ant1_2437_30~1000

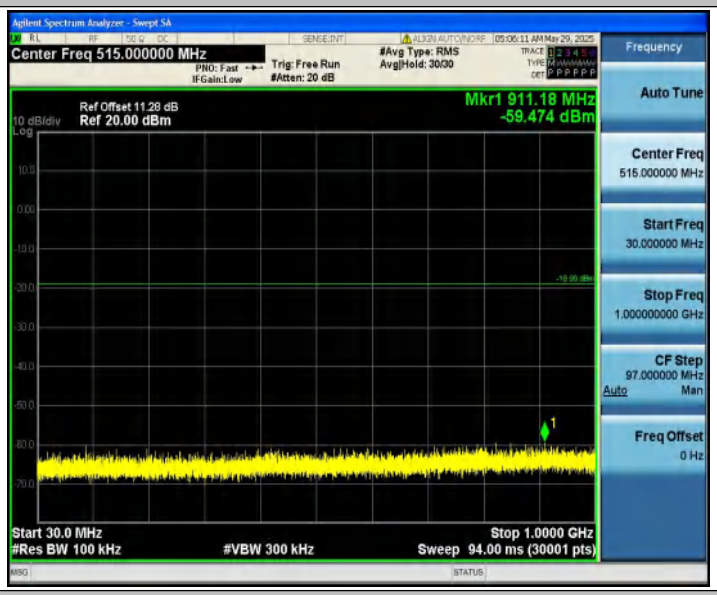

11G_Ant1_2437_1000~26500

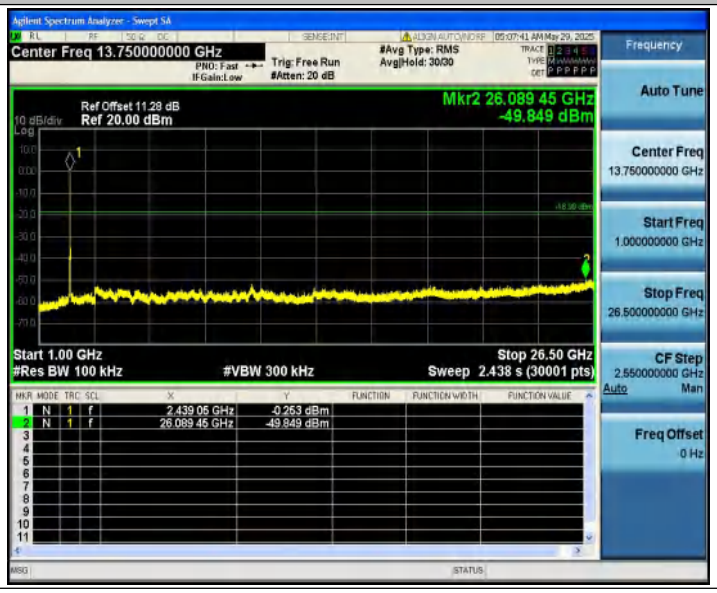

11G_Ant1_2462_0~Reference

11G_Ant1_2462_30~1000

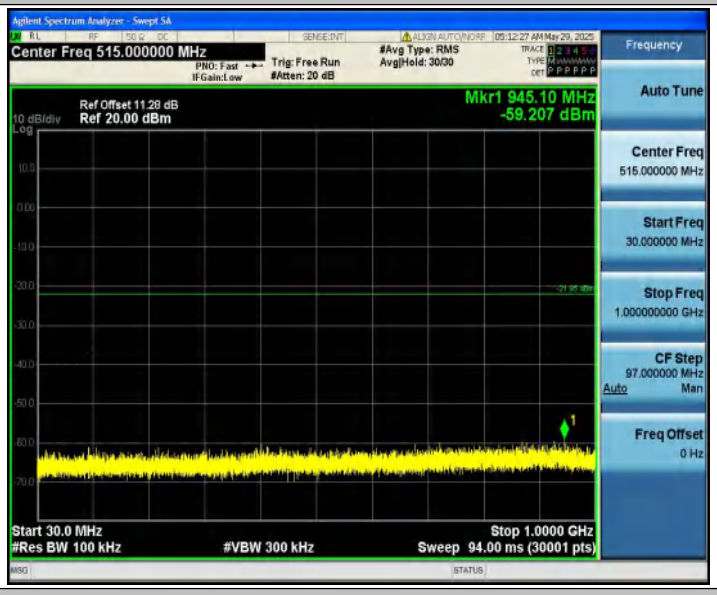

11G_Ant1_2462_1000~26500

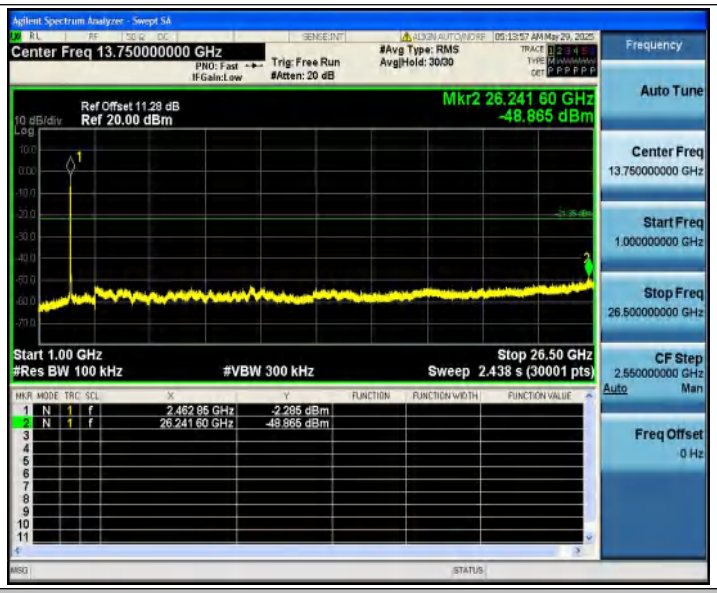

11N20SISO_Ant1_2412_0~Reference

11N20SISO_Ant1_2412_30~1000

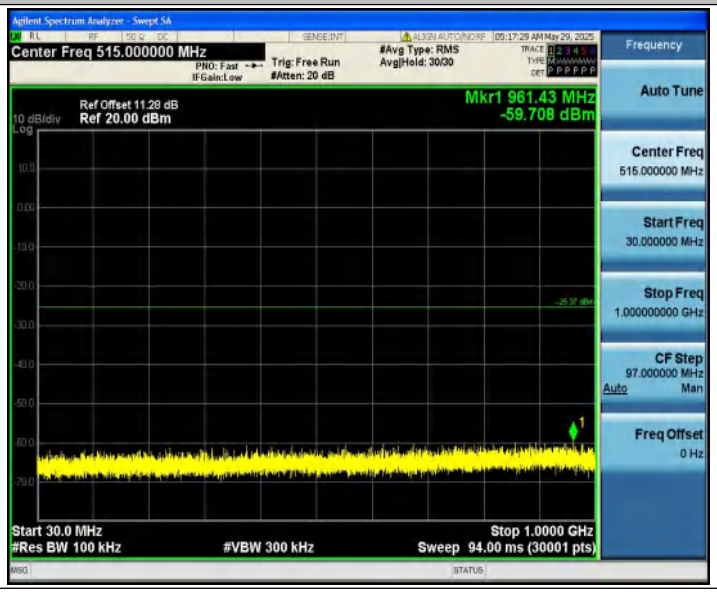

11N20SISO_Ant1_2412_1000~26500

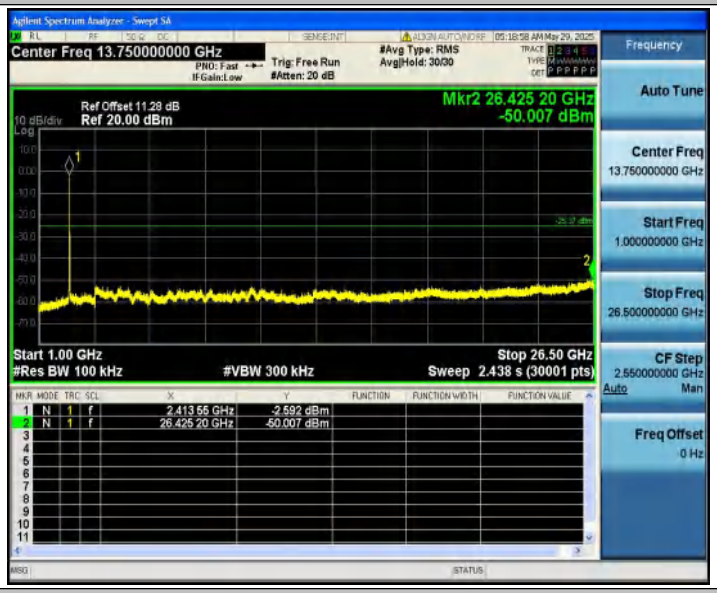

11N20SISO_Ant1_2437_0~Reference

11N20SISO_Ant1_2437_30~1000

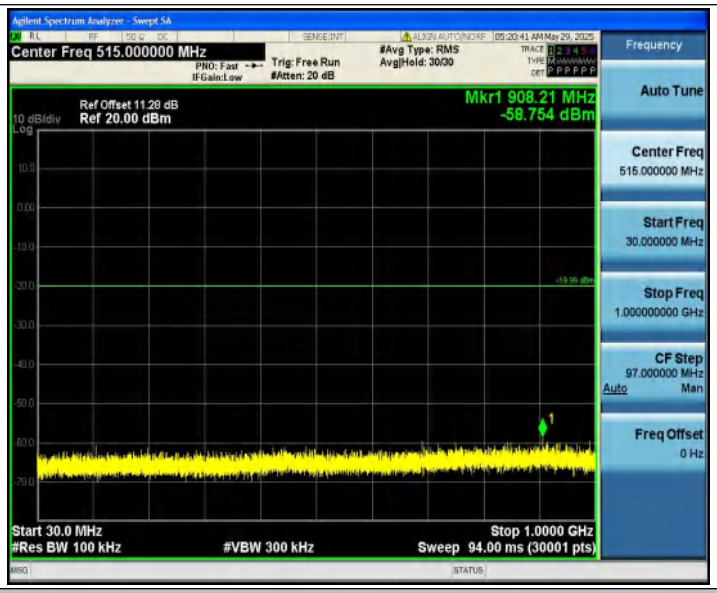

11N20SISO_Ant1_2437_1000~26500

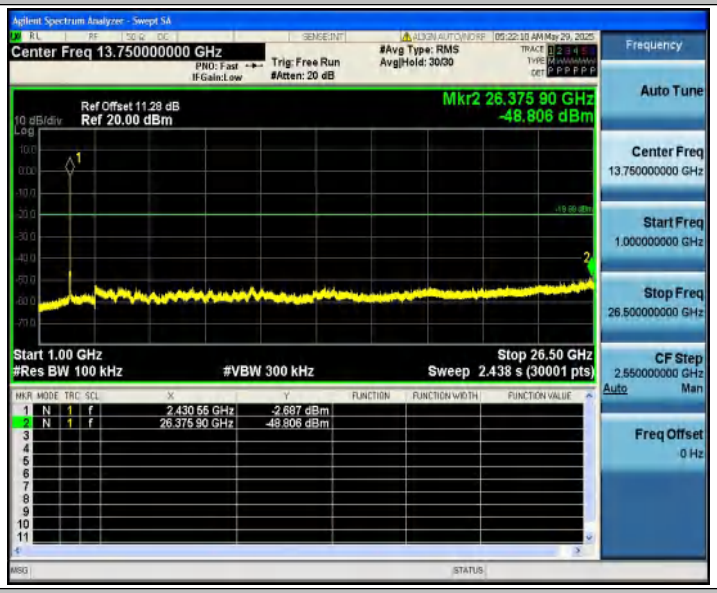

11N20SISO_Ant1_2462_0~Reference

11N20SISO_Ant1_2462_30~1000

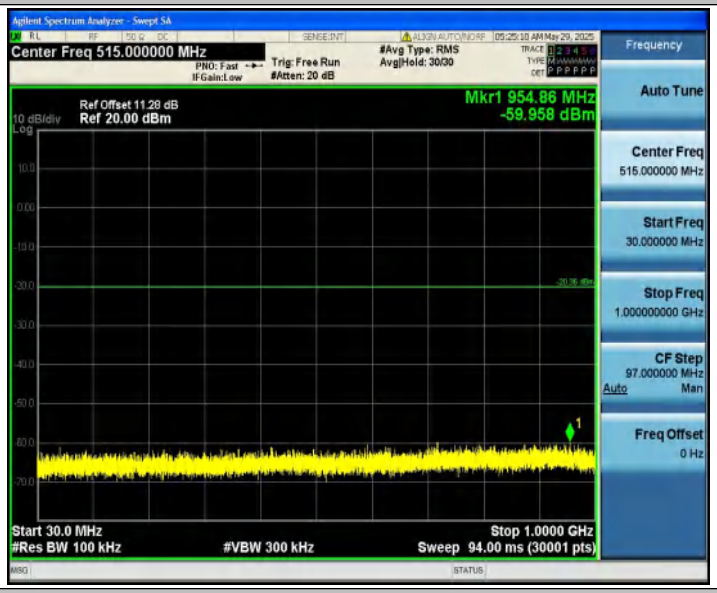

11N20SISO_Ant1_2462_1000~26500

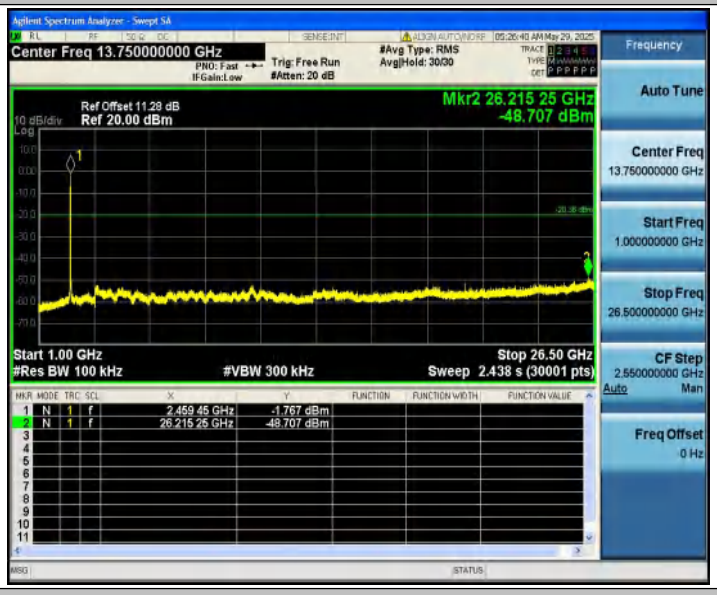

11N40SISO_Ant1_2422_0~Reference

11N40SISO_Ant1_2422_30~1000

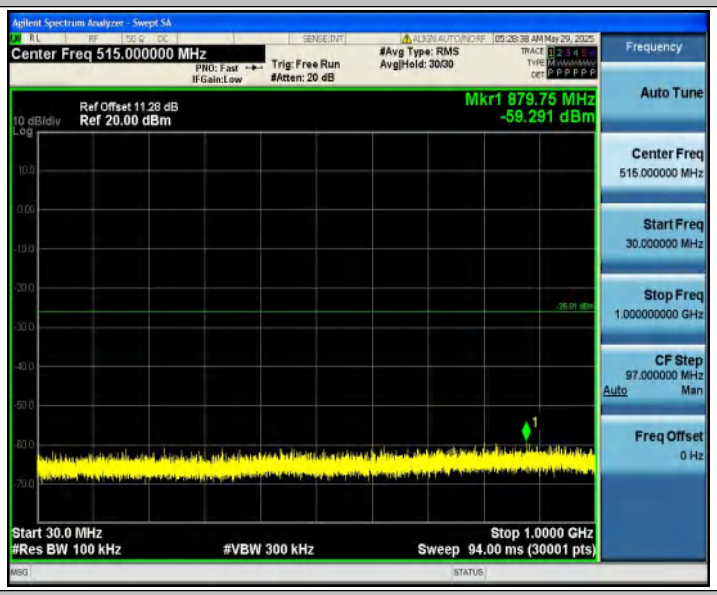

11N40SISO_Ant1_2422_1000~26500

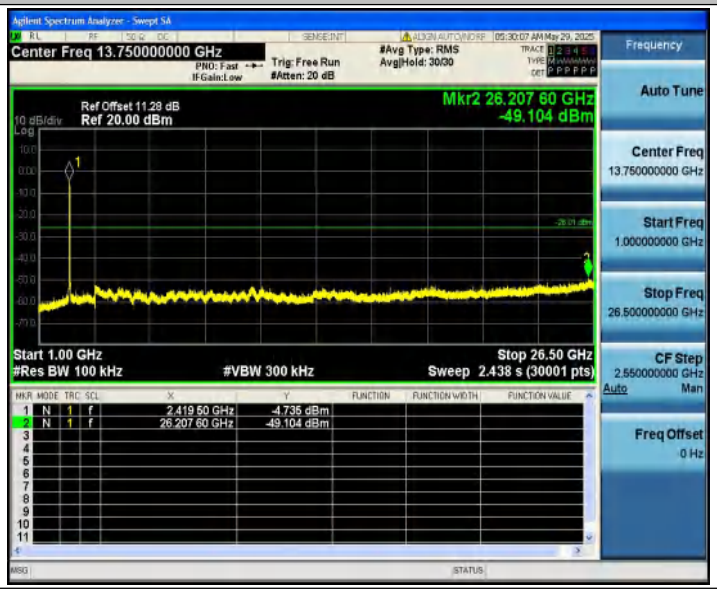

11N40SISO_Ant1_2437_0~Reference

11N40SISO_Ant1_2437_30~1000

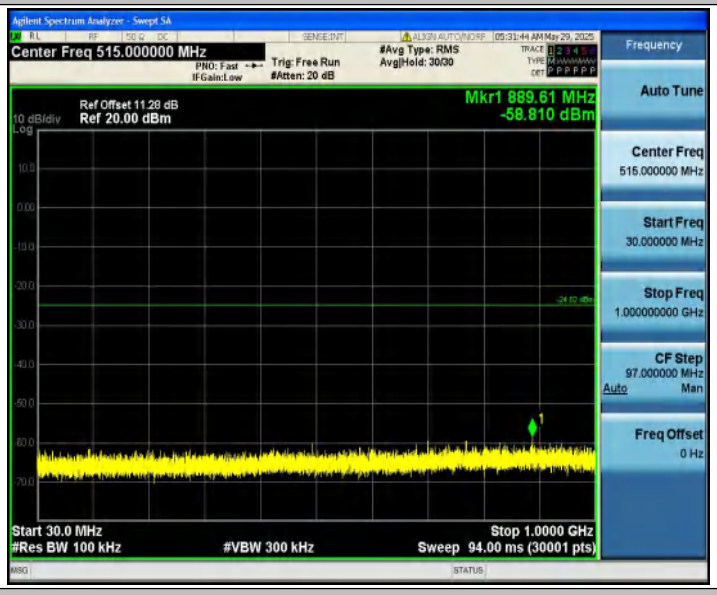

11N40SISO_Ant1_2437_1000~26500

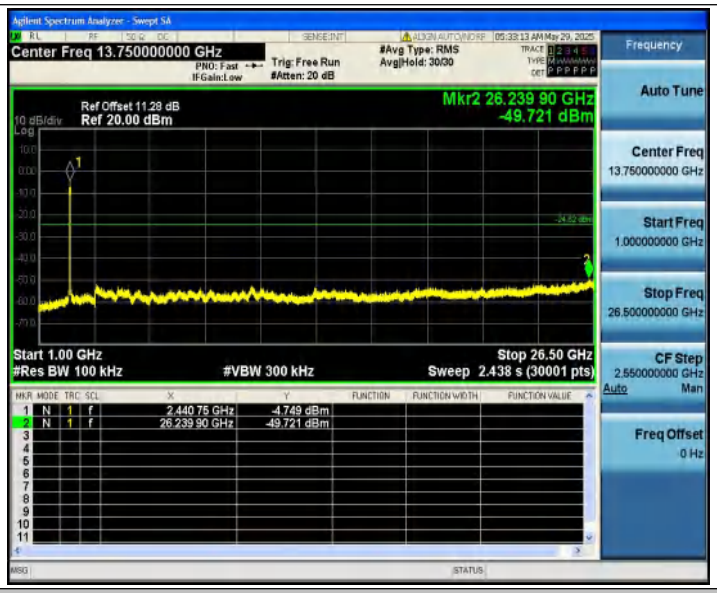

11N40SISO_Ant1_2452_0~Reference

11N40SISO_Ant1_2452_30~1000

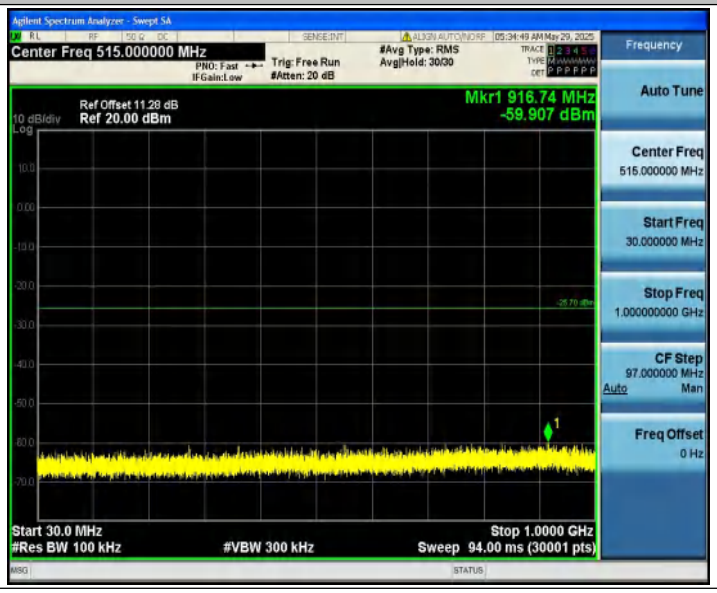

11N40SISO_Ant1_2452_1000~26500
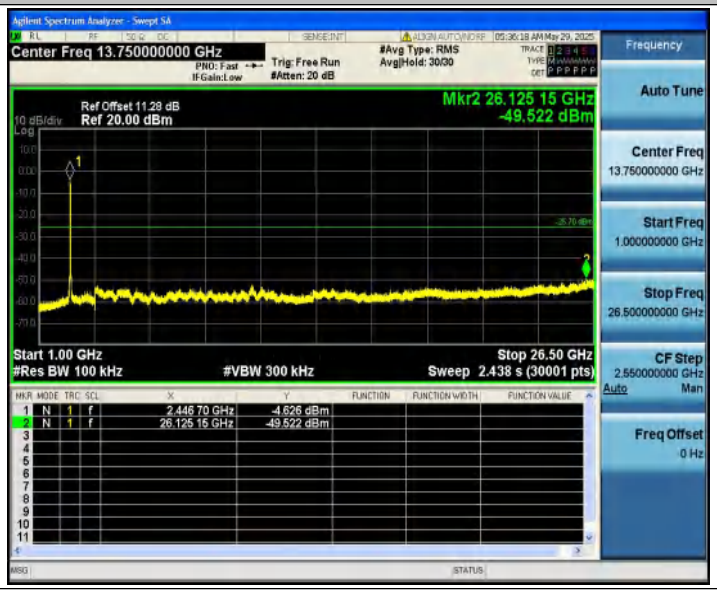

Appendix G: Duty Cycle

Test Result

TestMode	Antenna	Channel	Transmission Duration [ms]	Transmission Period [ms]	Duty Cycle [%]	Limit	Verdict
11B	Ant1	2412	8.41	8.47	99.29	---	---
		2437	8.42	8.47	99.41	---	---
		2462	8.42	8.48	99.29	---	---
11G	Ant1	2412	1.40	1.46	95.89	---	---
		2437	1.40	1.46	95.89	---	---
		2462	1.40	1.46	95.89	---	---
11N20SISO	Ant1	2412	1.31	1.37	95.62	---	---
		2437	1.31	1.37	95.62	---	---
		2462	1.31	1.37	95.62	---	---
11N40SISO	Ant1	2422	0.65	0.70	92.86	---	---
		2437	0.65	0.71	91.55	---	---
		2452	0.65	0.71	91.55	---	---

Test Graphs

11B_Ant1_2412

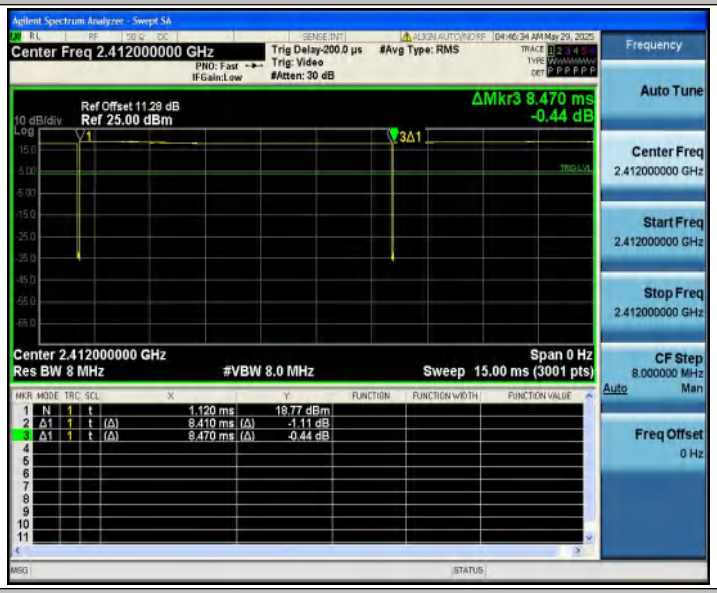

11B_Ant1_2437

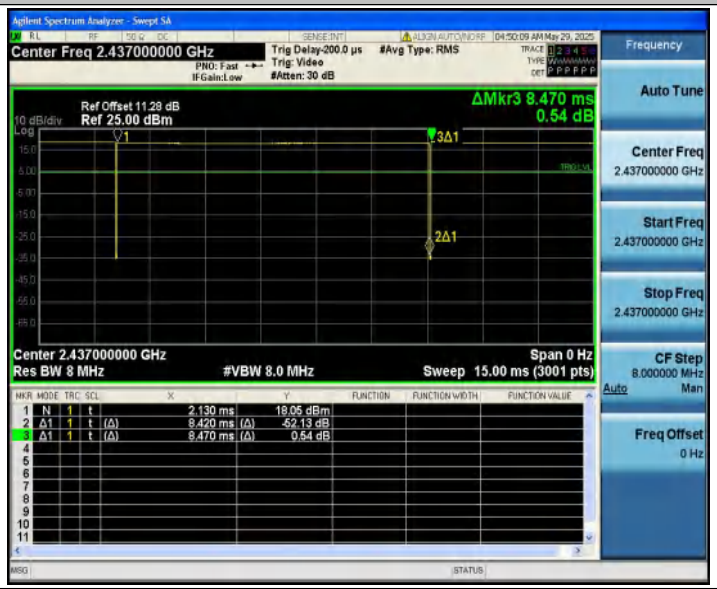

11B_Ant1_2462

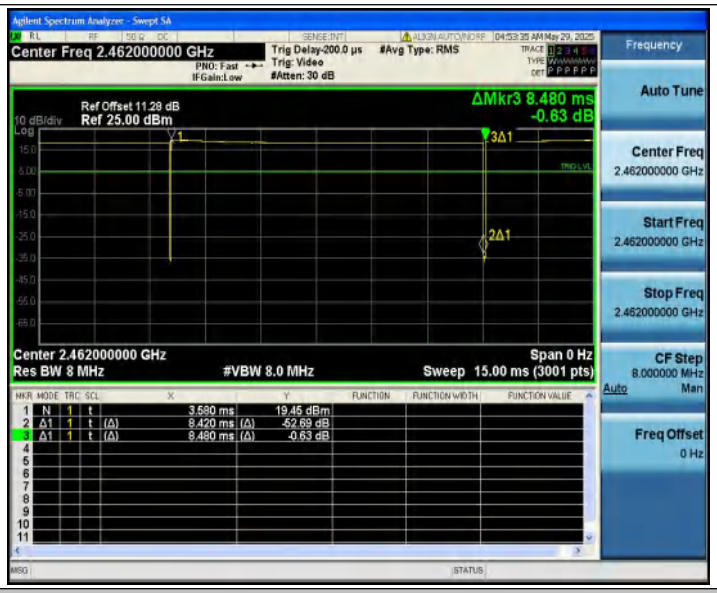

11G_Ant1_2412

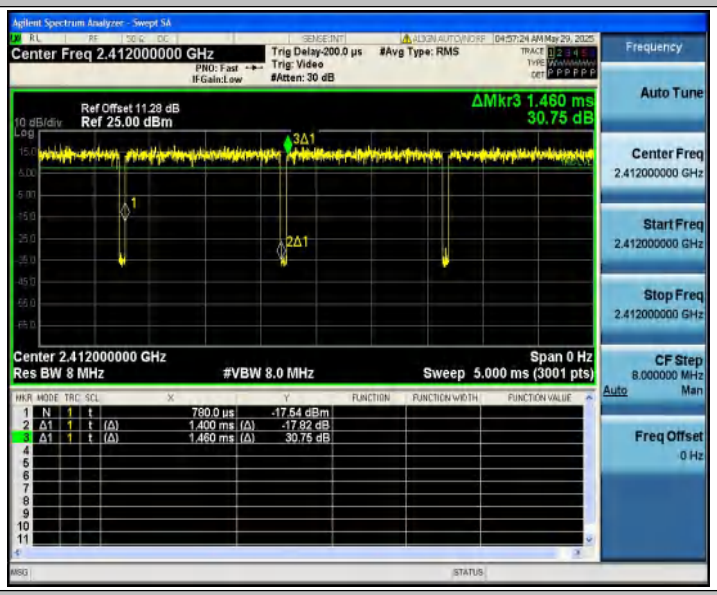

11G_Ant1_2437

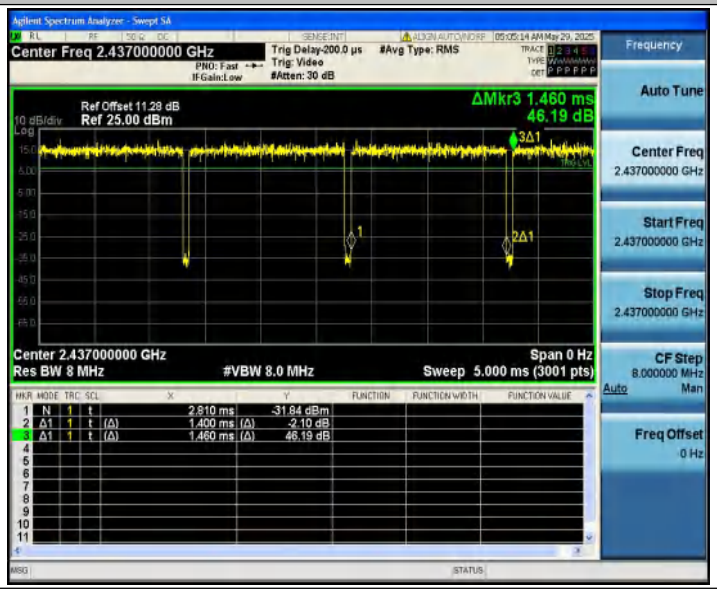

11G_Ant1_2462

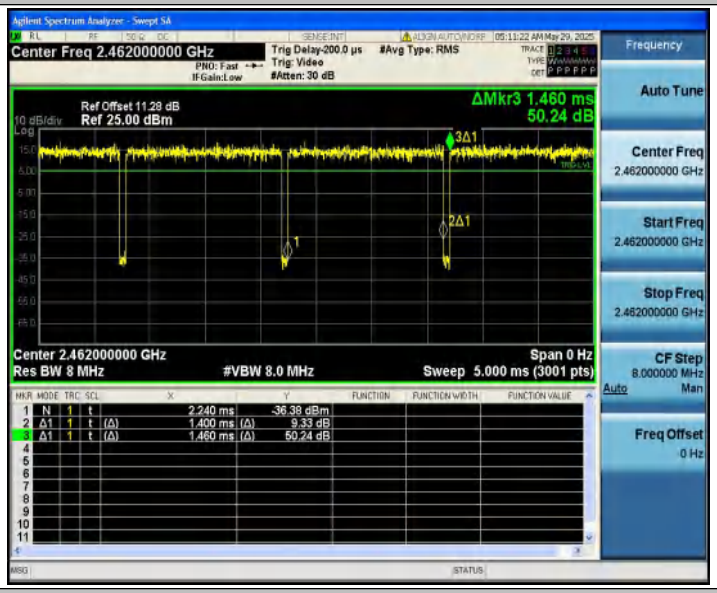

11N20SISO_Ant1_2412

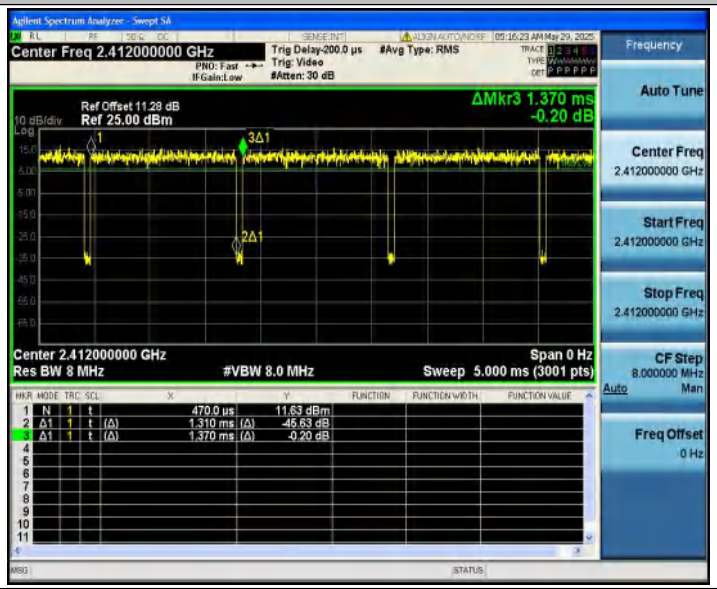

11N20SISO_Ant1_2437

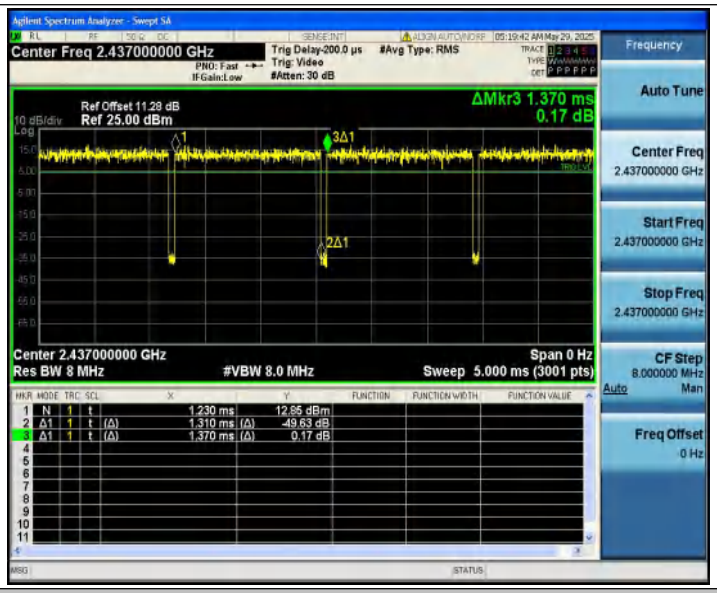

11N20SISO_Ant1_2462

11N40SISO_Ant1_2422

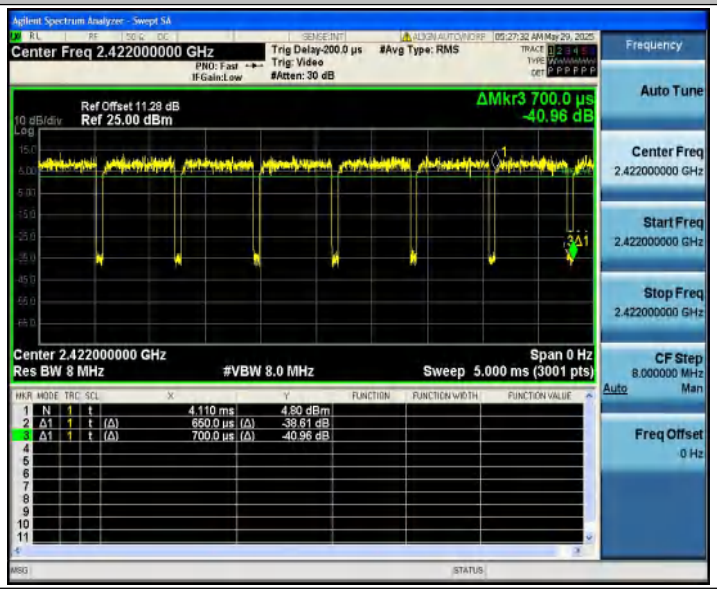

11N40SISO_Ant1_2437

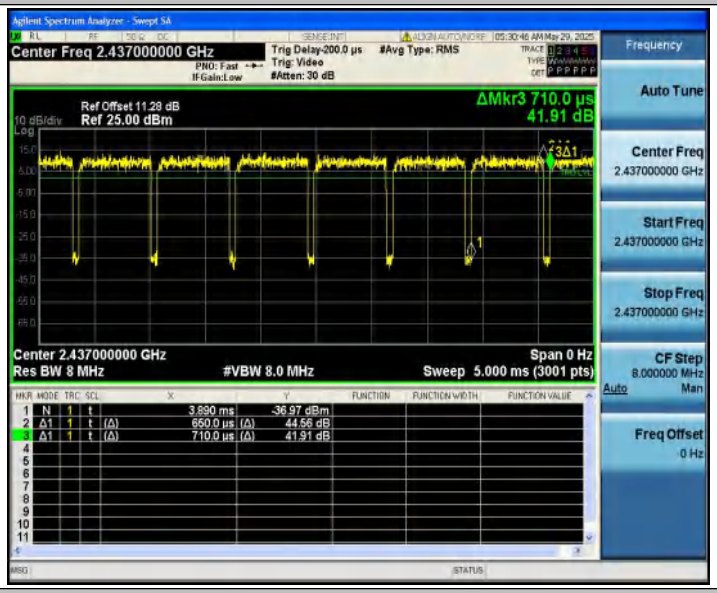
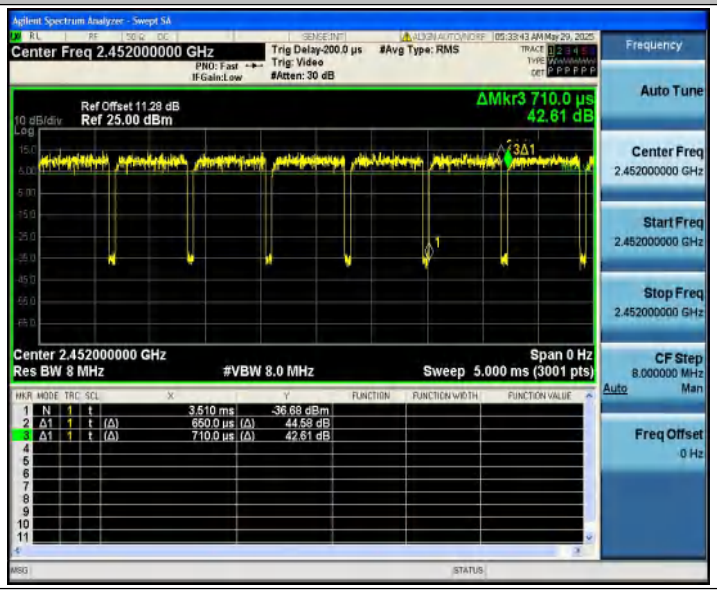
11N40SISO_Ant1_2452