Appendix I BLE Test Data
Applicant:Shenzhenshixinyuedianziyouxiangongsi
Report No: DLE-250529008R
EUT: Rotating Display Speaker
Standard:FCC Part15 Subpart C, Section 15.247
Test Power Supply: DC 3.7V
Ambient Condition: 24.7 ℃, 52 %RH, 101.325 kPa
Test Date: 2025.05.07 **Test Engineer:** Ken Tan

Appendix A: DTS Bandwidth

Test Result

TestMode	Antenna	Channel	DTS BW [MHz]	FL[MHz]	FH[MHz]	Limit[MHz]	Verdict
BLE_1M	Ant1	2402	0.704	2401.632	2402.336	0.5	PASS
		2440	0.708	2439.636	2440.344	0.5	PASS
		2480	0.704	2479.632	2480.336	0.5	PASS

Test Graphs

BLE_1M_Ant1_2402

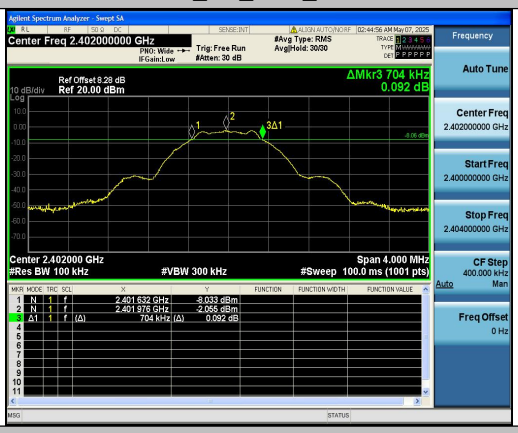

BLE_1M_Ant1_2440

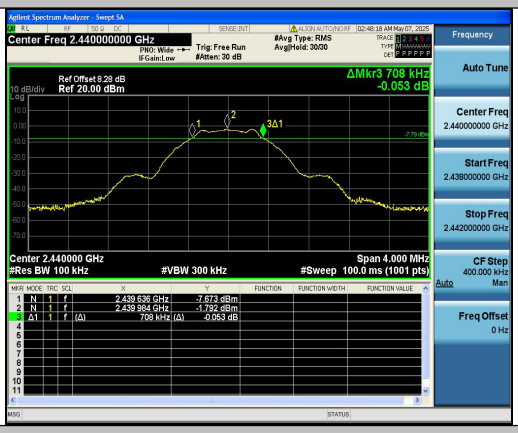

BLE_1M_Ant1_2480

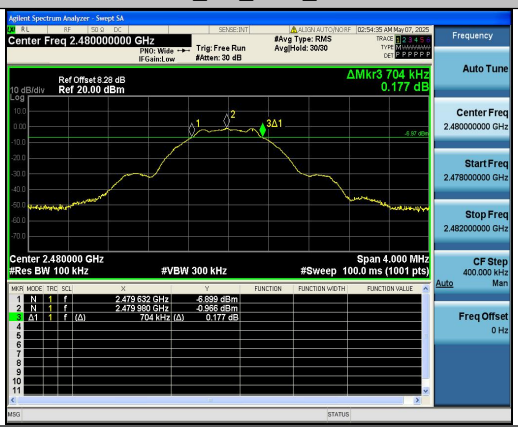

Appendix B: Occupied Channel Bandwidth

Test Result

TestMode	Antenna	Channel	OCB [MHz]	FL[MHz]	FH[MHz]	Limit[MHz]	Verdict
BLE_1M	Ant1	2402	1.0570	2401.4592	2402.5162	---	---
		2440	1.0607	2439.4686	2440.5293	---	---
		2480	1.0643	2479.4610	2480.5253	---	---

Test Graphs

BLE_1M_Ant1_2402

BLE_1M_Ant1_2440

BLE_1M_Ant1_2480

Appendix C: Maximum conducted output power

Test Result Peak

TestMode	Antenna	Channel	Conducted Peak Power[dBm]	Conducted Limit[dBm]	Verdict
BLE_1M	Ant1	2402	-1.01	≤30	PASS
		2440	-0.69	≤30	PASS
		2480	0.10	≤30	PASS

Appendix D: Maximum power spectral density

Test Result

TestMode	Antenna	Channel	Result[dBm/3kHz]	Limit[dBm/3kHz]	Verdict
BLE_1M	Ant1	2402	-16.60	≤8.00	PASS
		2440	-16.26	≤8.00	PASS
		2480	-15.44	≤8.00	PASS

Test Graphs

BLE_1M_Ant1_2402

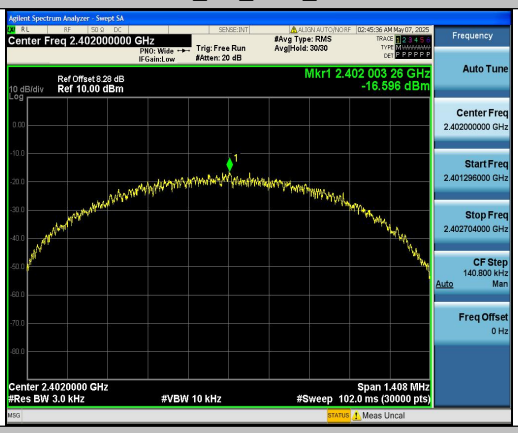

BLE_1M_Ant1_2440

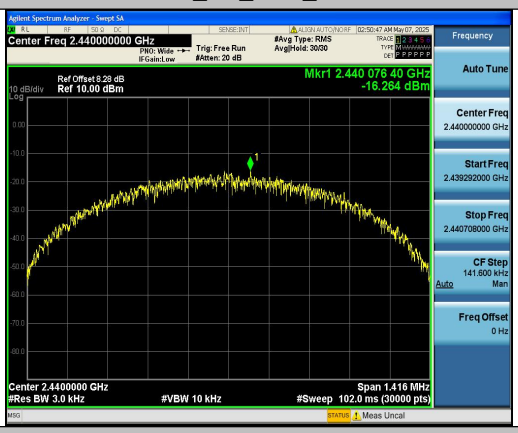

BLE_1M_Ant1_2480

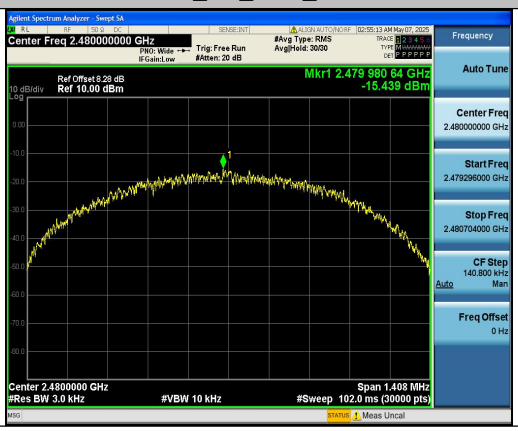

Appendix E: Band edge measurements

Test Result

TestMode	Antenna	ChName	Channel	RefLevel[dBm]	Result[dBm]	Limit[dBm]	Verdict
BLE_1M	Ant1	Low	2402	-2.43	-50.13	≤-22.43	PASS
		High	2480	-0.95	-51.15	≤-20.95	PASS

Test Graphs

BLE_1M_Ant1_Low_2402

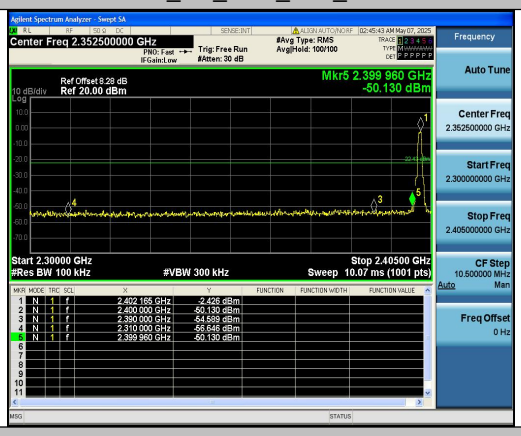

BLE_1M_Ant1_High_2480

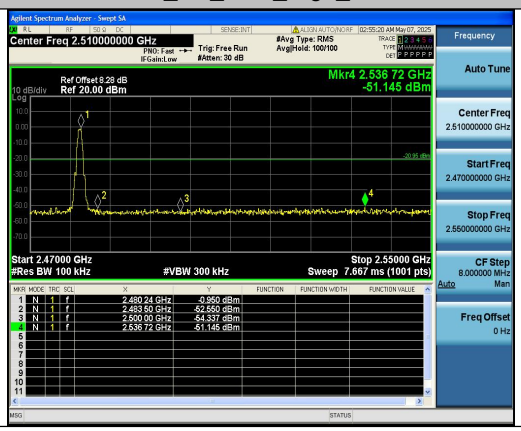

Appendix F: Conducted Spurious Emission

Test Result

TestMode	Antenna	Channel	FreqRange [MHz]	RefLevel [dBm]	Result[dBm]	Limit[dBm]	Verdict
BLE_1M	Ant1	2402	Reference	-2.60	-2.60	---	PASS
			30~1000	-2.60	-61.26	≤-22.6	PASS
			1000~26500	-2.60	-44.92	≤-22.6	PASS
		2440	Reference	-2.90	-2.90	---	PASS
			30~1000	-2.90	-60.98	≤-22.9	PASS
			1000~26500	-2.90	-48.03	≤-22.9	PASS
		2480	Reference	-2.07	-2.07	---	PASS
			30~1000	-2.07	-61.2	≤-22.07	PASS
			1000~26500	-2.07	-46.13	≤-22.07	PASS

Test Graphs

BLE_1M_Ant1_2402_0~Reference

BLE_1M_Ant1_2402_30~1000

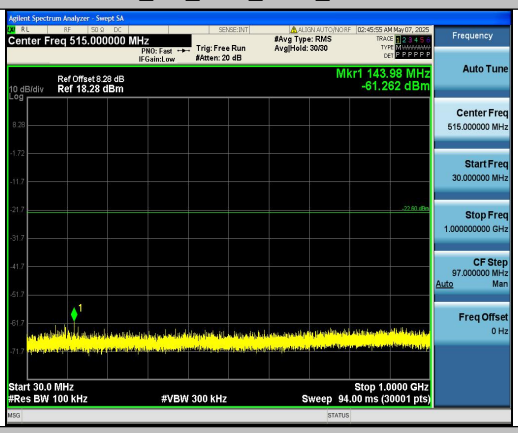

BLE_1M_Ant1_2402_1000~26500

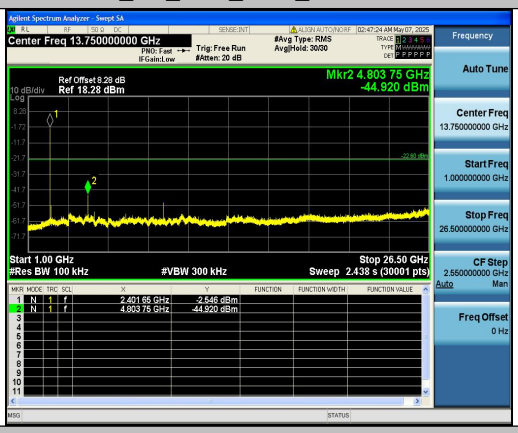

BLE_1M_Ant1_2440_0~Reference

BLE_1M_Ant1_2440_30~1000

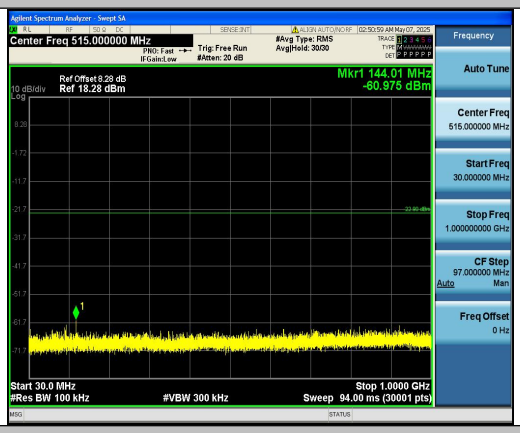

BLE_1M_Ant1_2440_1000~26500

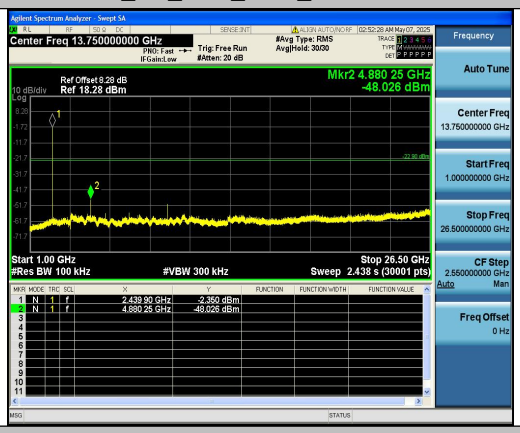

BLE_1M_Ant1_2480_0~Reference

BLE_1M_Ant1_2480_30~1000

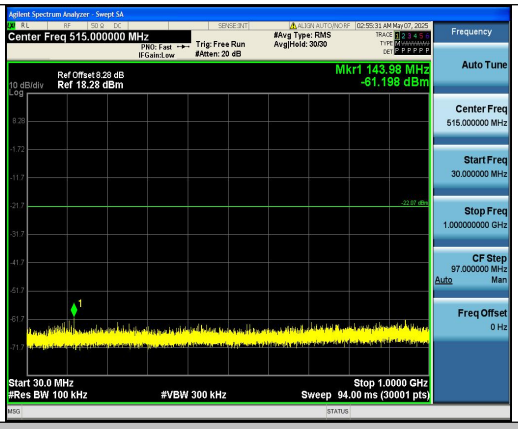

BLE_1M_Ant1_2480_1000~26500

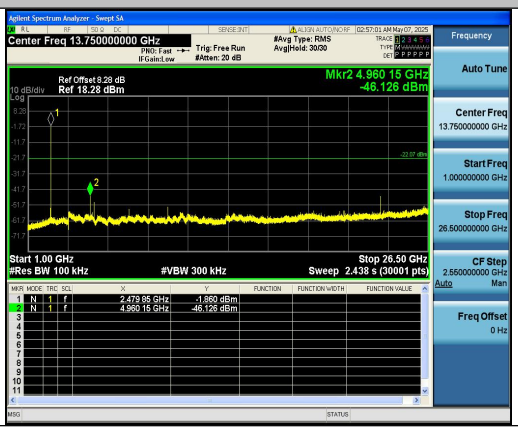

Appendix G: Duty Cycle

Test Result

TestMode	Antenna	Channel	ON Time [ms]	Period [ms]	X	DC [%]	xFactor	Limit	Verdict
BLE_1M	Ant1	2402	2.13	2.50	0.8520	85.20	0.70	---	---
		2440	2.13	2.50	0.8520	85.20	0.70	---	---
		2480	2.13	2.50	0.8520	85.20	0.70	---	---

Test Graphs

BLE_1M_Ant1_2402

BLE_1M_Ant1_2440

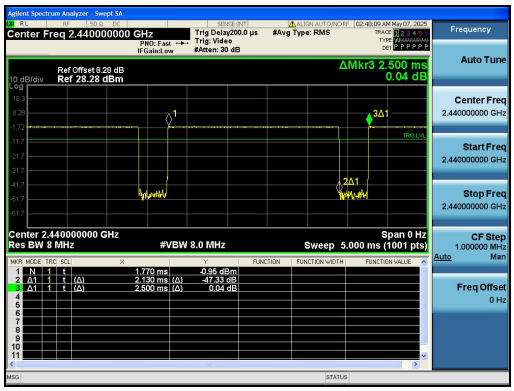
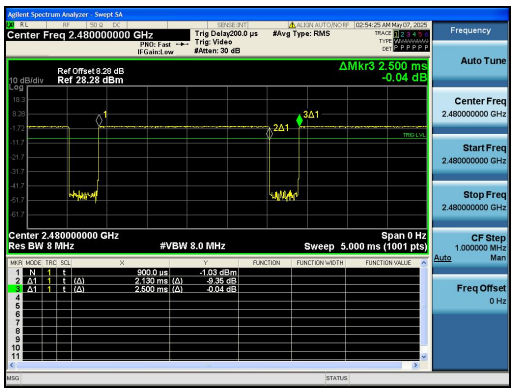
BLE_1M_Ant1_2480