Product specification

Model: A01

	Antenna module on the system board	
Frequency	2.45GHz*1	
Ant. Port Input Pwr. (dBm)	0 (Typ. BT class 2 output power)	
Tot. Rad. Pwr. (dBm)	-2.3 (Input pwr – loss pwr)	
Peak EIRP(dBm)	-0.585	
Directivity (dBi)	1 (all direction antenna)	
Efficiency (dB)	-2.3 (58.5%)	
Gain (dBi)	-0.585(Peak Gain XY-plane)	
Maximum Power (dBm)	1.3 (XY-plane)	
Minimum Power (dBm)	-4(XY-plane)	
Avg. Power (dBm)	-0.5(XY-plane)	
Max/Min Ratio (dB)	5.3(XY-plane)	
Max/Avg Ratio (dB)	1.8(XY-plane)	
Min/Avg Ratio (dB)	-3.5(XY-plane)	
Average Gain (dB)	-0.5 (Avg Gain XY-plane)	

All the technical data and information contained herein are subject to change without prior notice

Antenna Layout & module on the system board



Return Loss

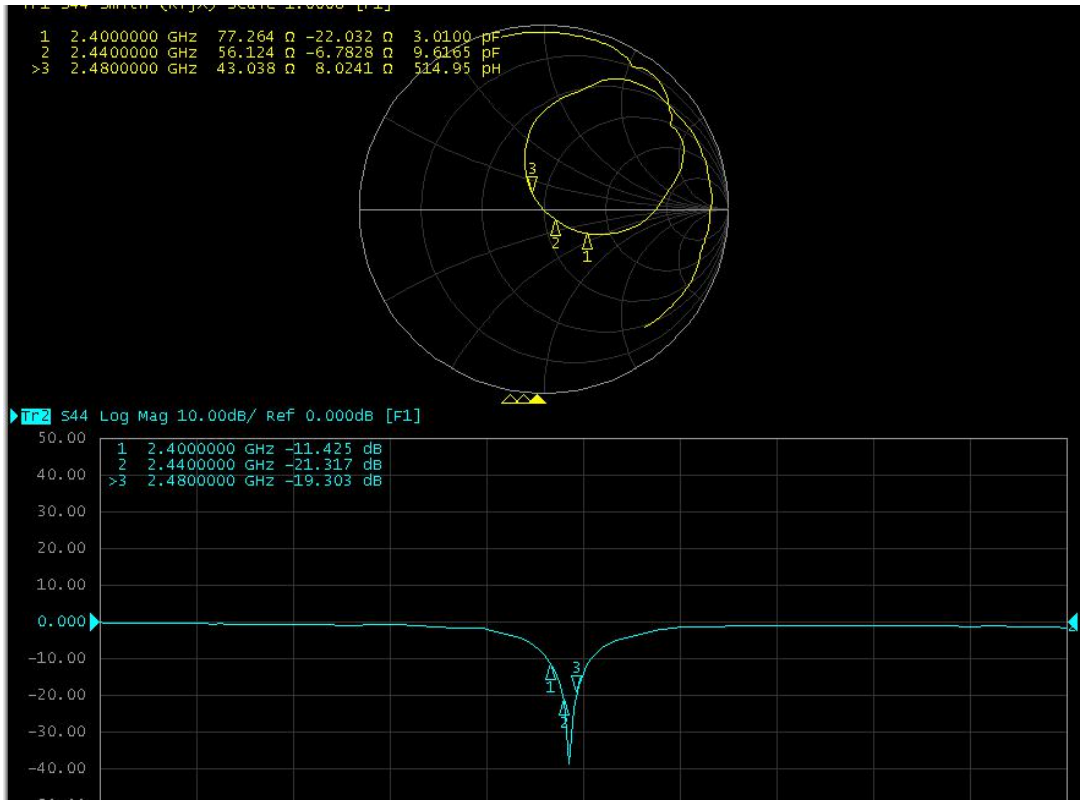
1 2.4000000 GHz 77.264 Ω -22.032 Ω 3.0100 pF
2 2.4400000 GHz 56.124 Ω -6.7828 Ω 9.6165 pF
>3 2.4800000 GHz 43.038 Ω 8.0241 Ω 514.95 pH
Tr2 S44 Log Mag 10.00dB/ Ref 0.000dB [F1]
1 2.4000000 GHz -11.425 dB
2 2.4400000 GHz -21.317 dB
>3 2.4800000 GHz -19.303 dB
50.00
40.00
30.00
20.00
10.00
0.000
-10.00
-20.00
-30.00
-40.00

The Environment of Antenna Radiation Pattern

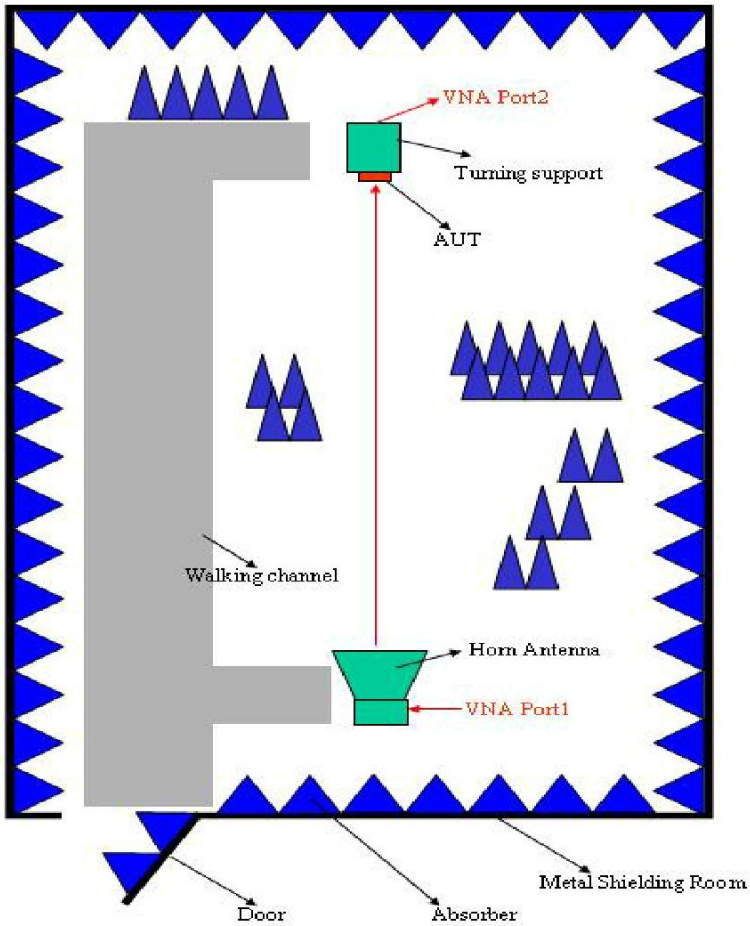



Horizontal: 2400 MHz 2450 MHz 2500 MHz

Power (dBm)

Max: 0 Min: -40 Scale: 5/div

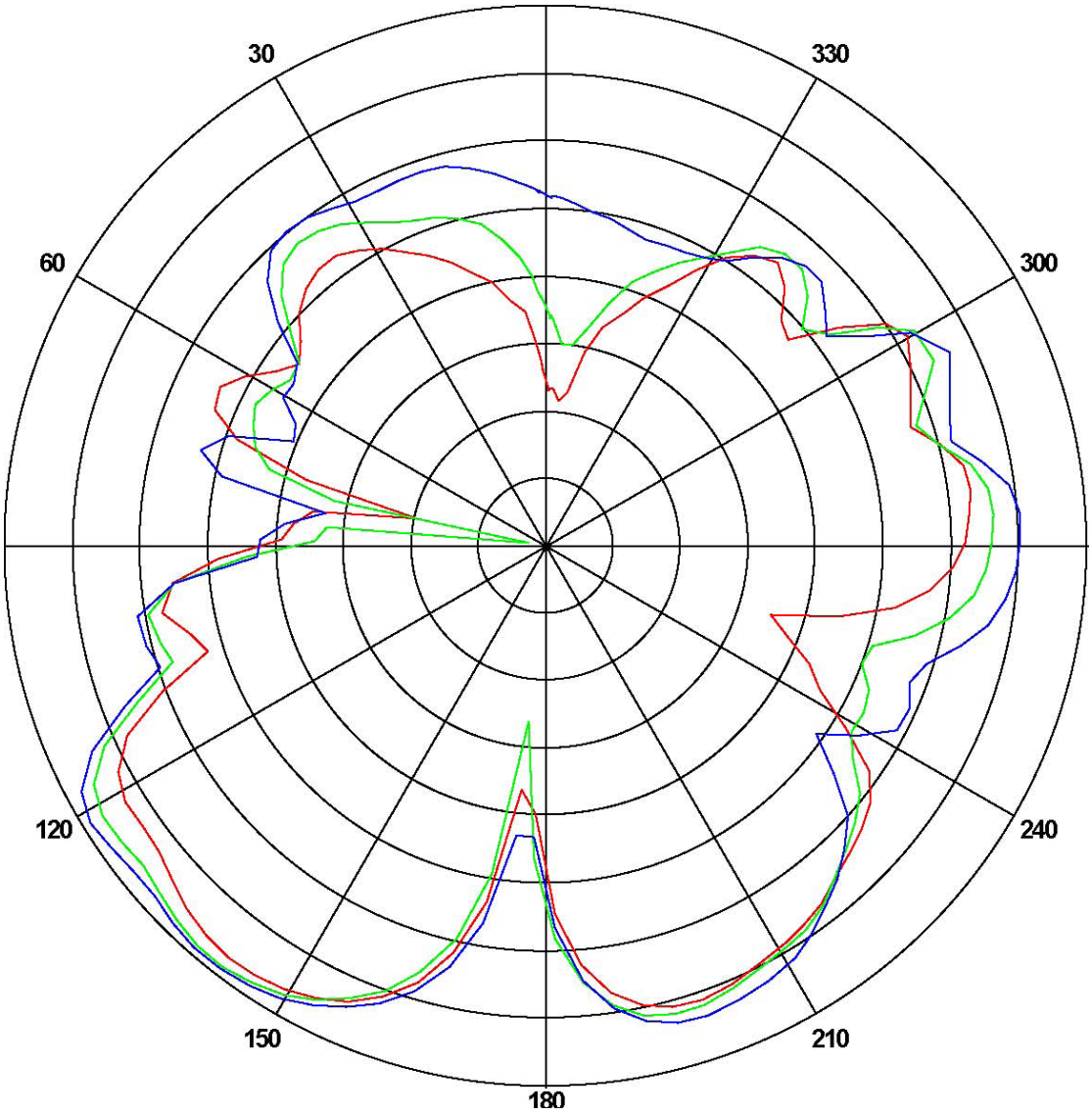

Frequency (MHz)	Gain(dB)		
	Max	Min	Avg
2400	-1.26174	-30.0801	-7.18716
2450	-0.765802	-36.5604	-7.48023
2500	-0.585582	-22.0315	-6.59127

Vertical: 2400 MHz 2450 MHz 2500 MHz
Power (dBm)
Max: 0 Min: -30 Scale: 5/div

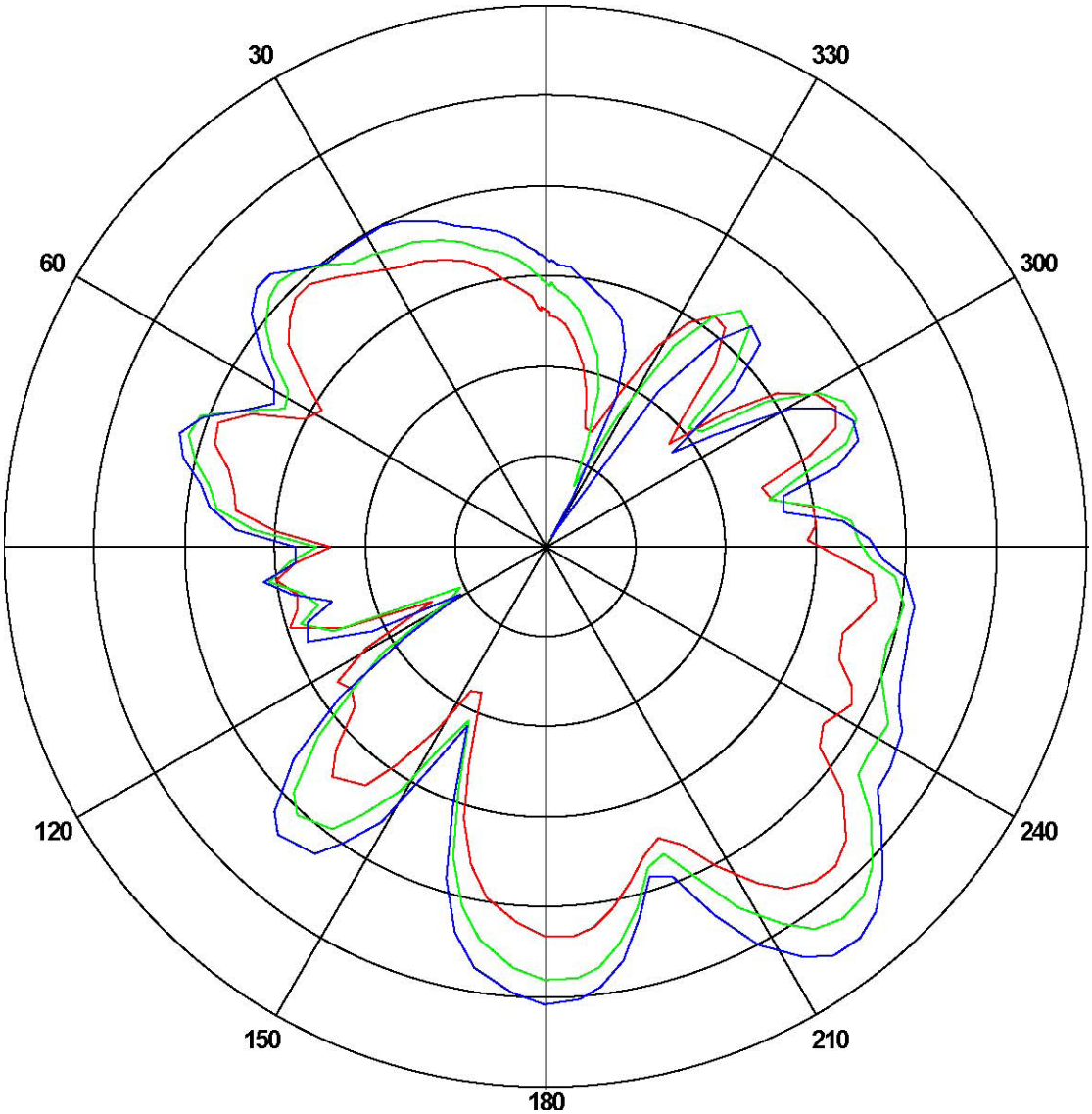

Frequency (MHz)	Gain(dB)		
	Max	Min	Avg
2400	-5.2537	-22.1424	-12.4294
2450	-2.4652	-24.5837	-10.4702
2500	-1.86120	-29.5214	-9.20432

3D radiation pattern diagram

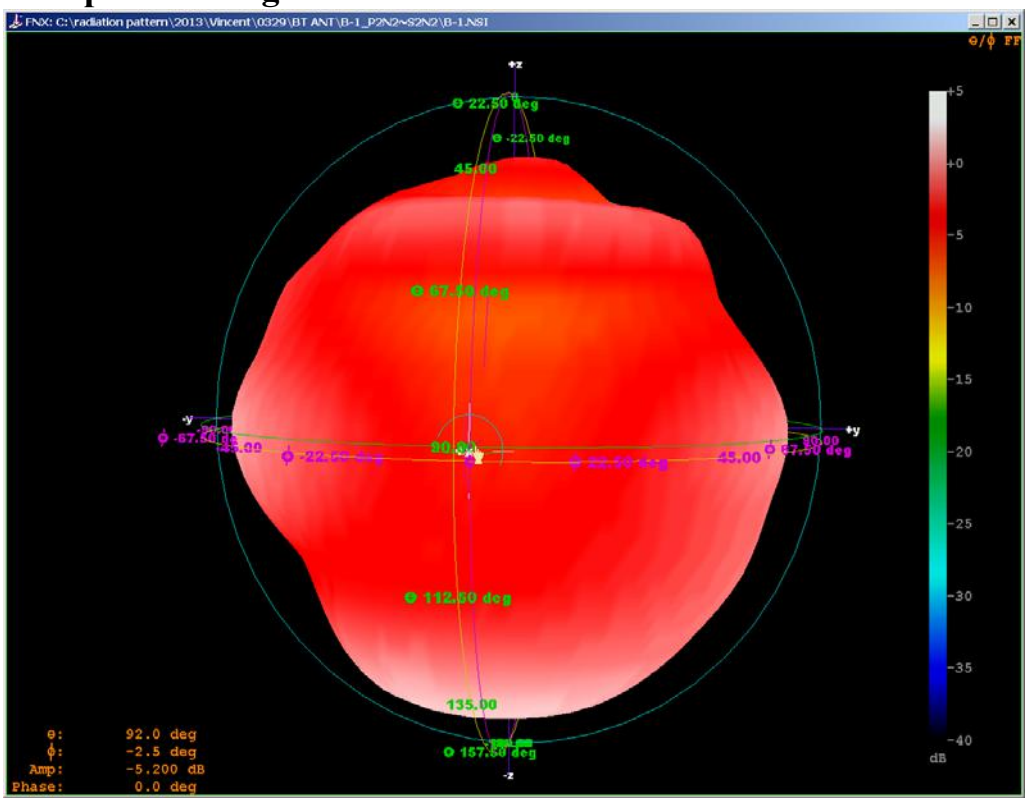

XY-plane XZ-plane YZ-plane

Shenzhen Teketuo E-commerce Co., LTD
Room 301, Building 122, Liantang First Industrial Zone, No. 72, Guowei Road, Xianhu Community, Liantang Sub-district, Luohu District, Shenzhen City

Shaista Elahi