FCC Appendix RF Test Data

FCC ID	**:**	**2BQD4-K900**
Company	**:**	**Shenzhen Xingyi Intelligent Technology Co., Ltd.**
EUT	**:**	**K900**
Model Number	**:**	**K900**
Report No.	**:**	**CTA25060302404**
Reviewed By	**:**	**Eric Wang**

Appendix A1: Emission Bandwidth

Test Result

TestMode	Antenna	Freq(MHz)	26db EBW [MHz]	FL[MHz]	FH[MHz]	Limit[MHz]	Verdict
11A	Ant1	5180	20.000	5170.360	5190.360	---	---
		5220	21.400	5208.240	5229.640	---	---
		5240	23.760	5227.400	5251.160	---	---
		5745	27.040	5733.000	5760.040	---	---
		5785	24.280	5770.520	5794.800	---	---
		5825	19.840	5815.280	5835.120	---	---
11N20SISO	Ant1	5180	24.400	5168.400	5192.800	---	---
		5220	24.520	5208.240	5232.760	---	---
		5240	25.320	5227.520	5252.840	---	---
		5745	24.600	5732.960	5757.560	---	---
		5785	24.640	5772.960	5797.600	---	---
		5825	24.880	5812.840	5837.720	---	---
11N40SISO	Ant1	5190	42.720	5168.800	5211.520	---	---
		5230	41.520	5209.760	5251.280	---	---
		5755	49.760	5728.040	5777.800	---	---
		5795	43.520	5773.960	5817.480	---	---
11AC20SISO	Ant1	5180	24.800	5168.880	5193.680	---	---
		5220	22.280	5207.520	5229.800	---	---
		5240	21.280	5229.720	5251.000	---	---
		5745	21.240	5734.720	5755.960	---	---
		5785	22.960	5773.800	5796.760	---	---
		5825	19.880	5815.200	5835.080	---	---
11AC40SISO	Ant1	5190	46.960	5164.880	5211.840	---	---
		5230	40.800	5210.240	5251.040	---	---
		5755	56.160	5728.680	5784.840	---	---
		5795	50.160	5773.640	5823.800	---	---
11AC80SISO	Ant1	5210	87.200	5166.800	5254.000	---	---
		5775	84.320	5734.520	5818.840	---	---

Test Graphs

11A_Ant1_5180

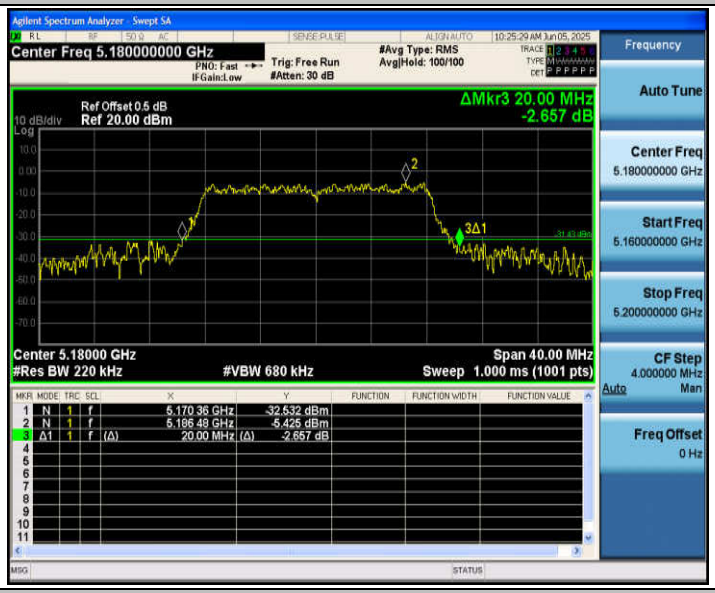

11A_Ant1_5220

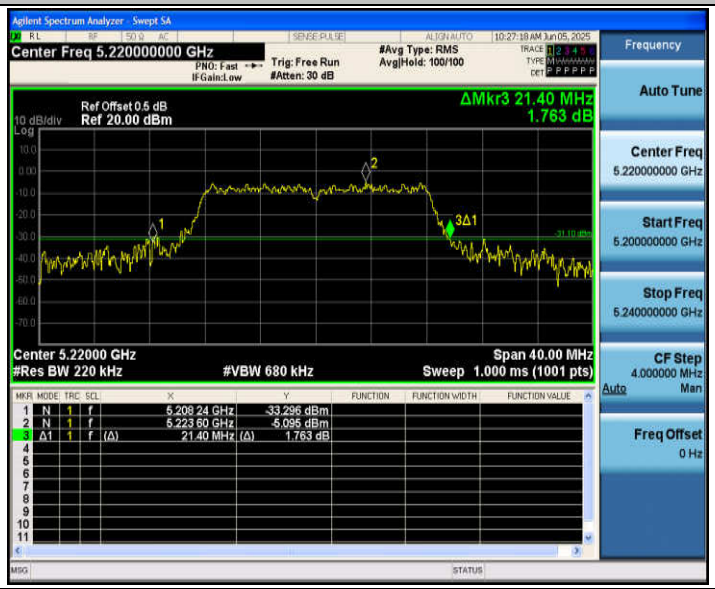

11A_Ant1_5240

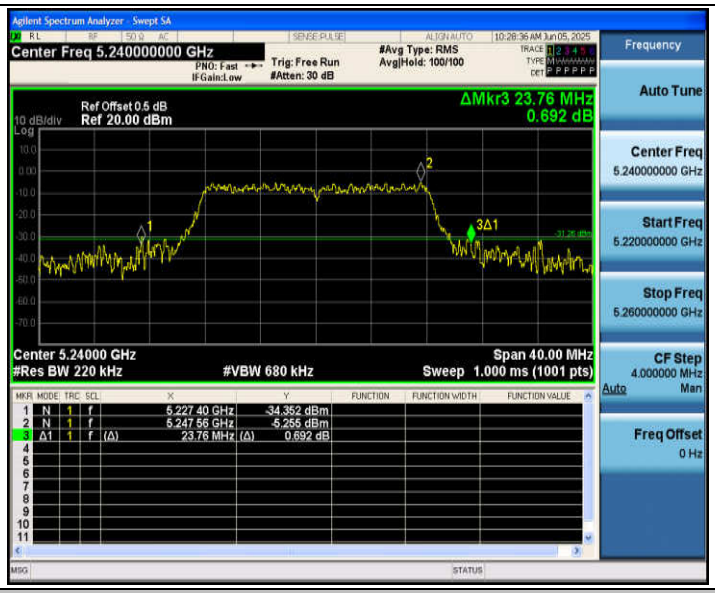

11A_Ant1_5745

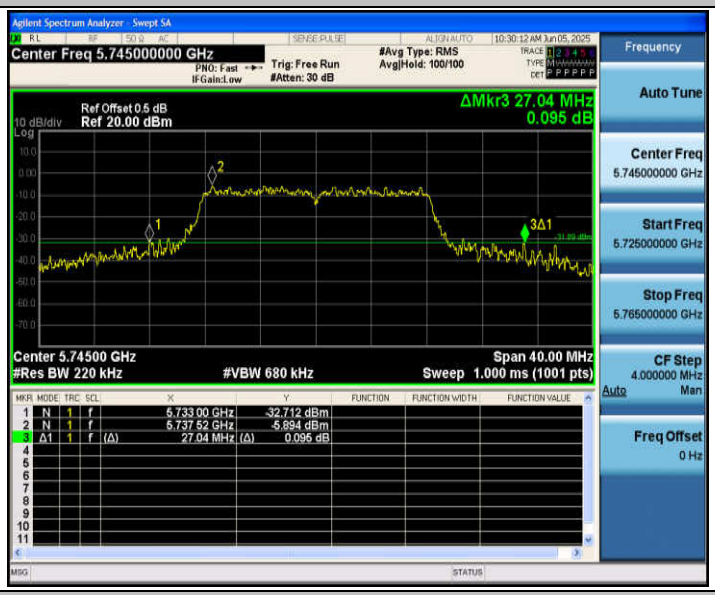

11A_Ant1_5785

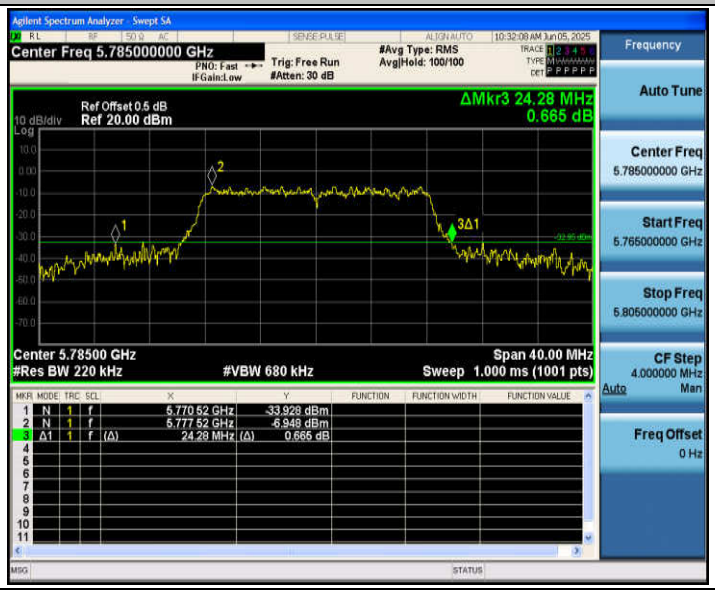

11A_Ant1_5825

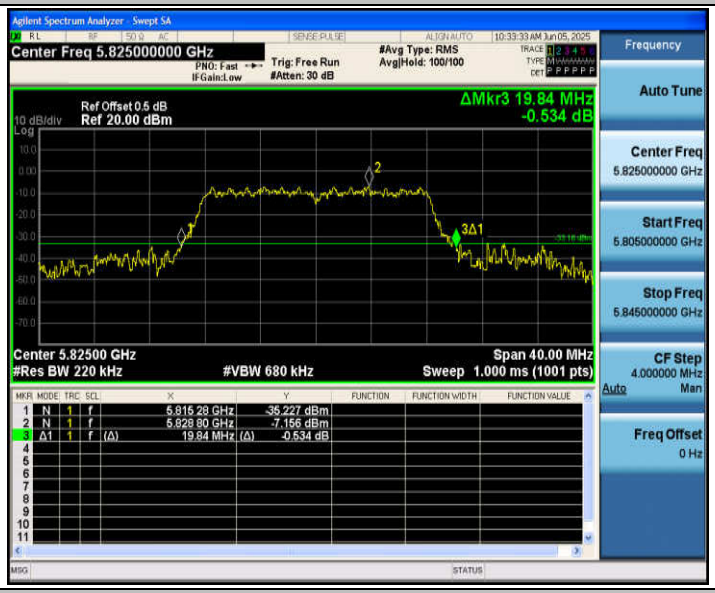

11N20SISO_Ant1_5180

11N20SISO_Ant1_5220

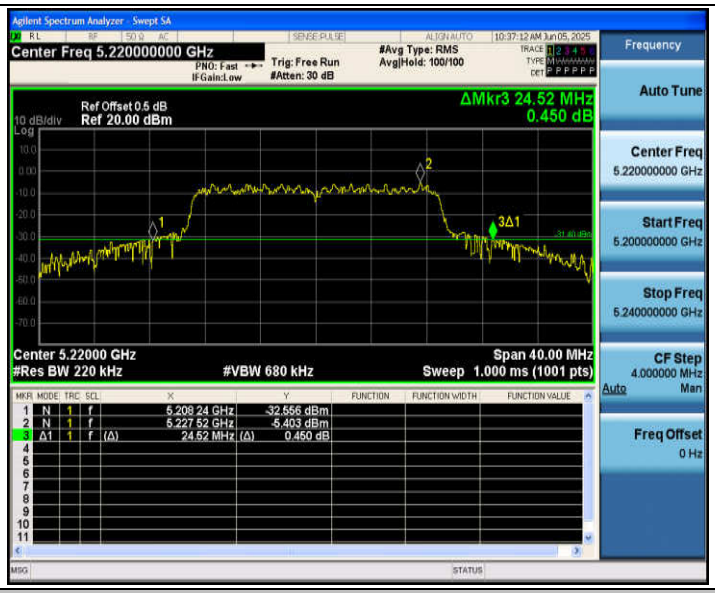

11N20SISO_Ant1_5240

11N20SISO_Ant1_5745

11N20SISO_Ant1_5785

11N20SISO_Ant1_5825

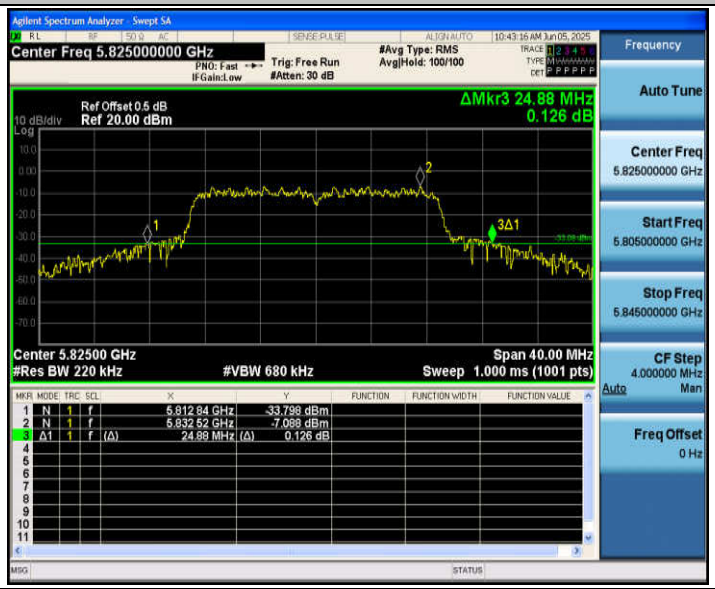

11N40SISO_Ant1_5190

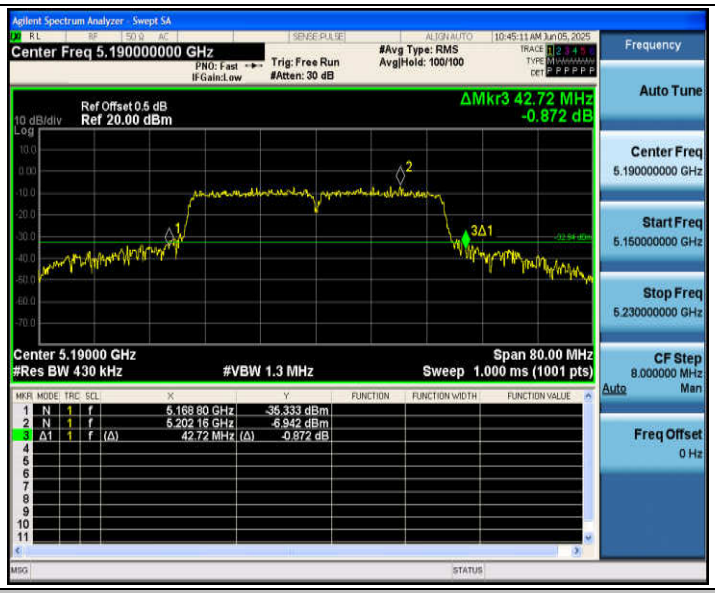

11N40SISO_Ant1_5230

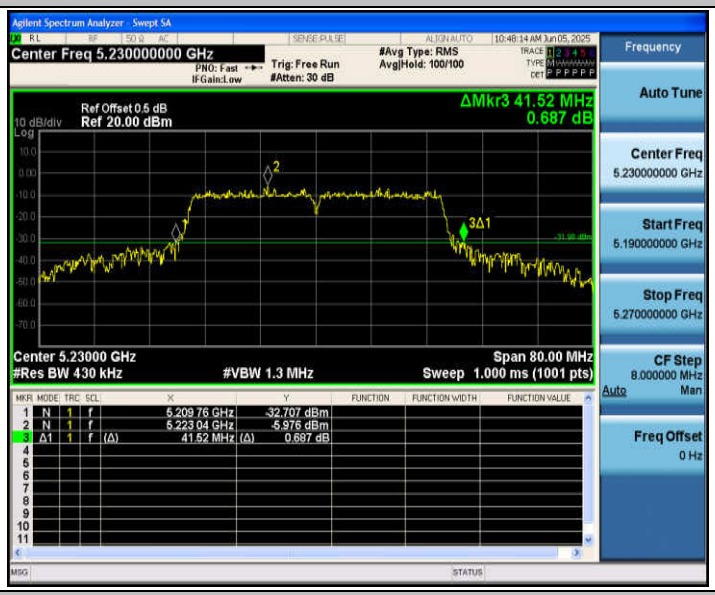

11N40SISO_Ant1_5755

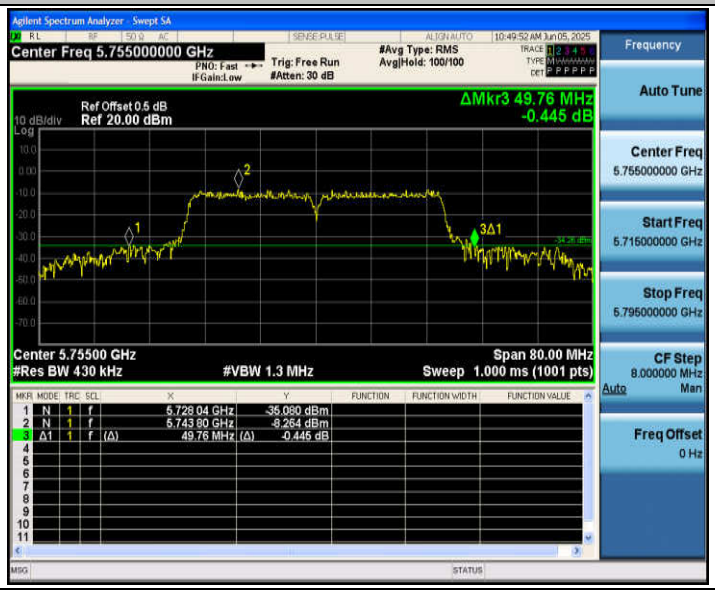

11N40SISO_Ant1_5795

11AC20SISO_Ant1_5180

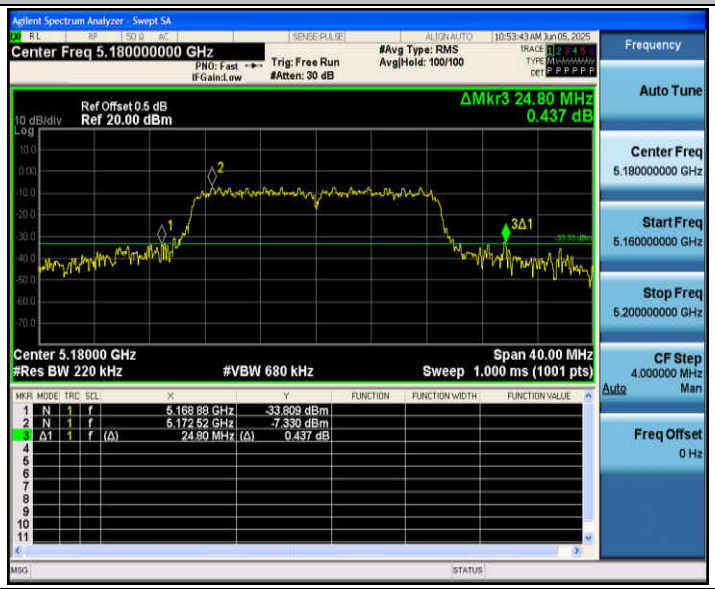

11AC20SISO_Ant1_5220

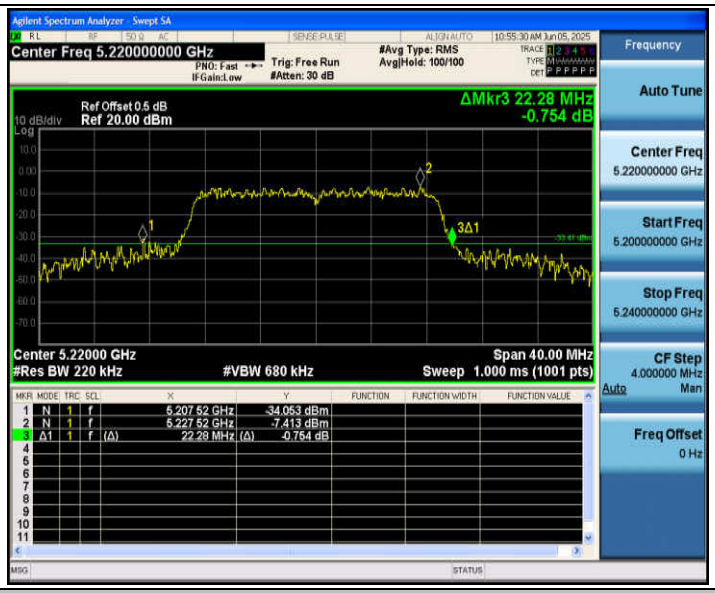

11AC20SISO_Ant1_5240

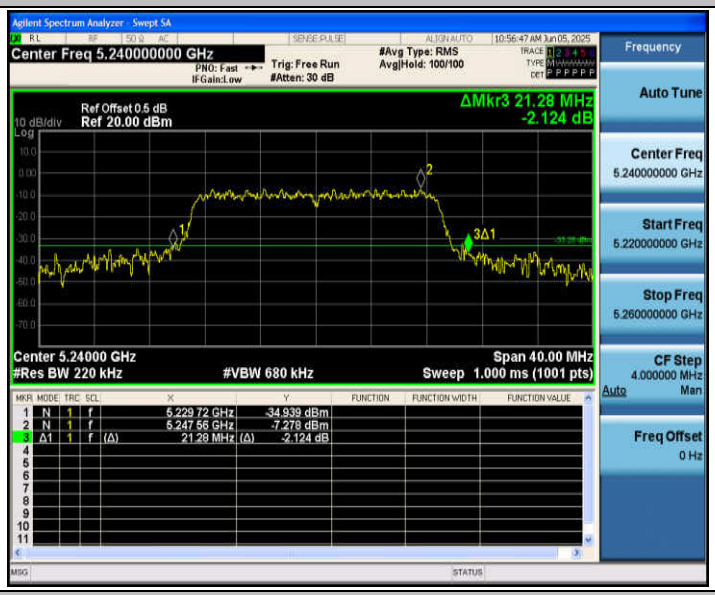

11AC20SISO_Ant1_5745

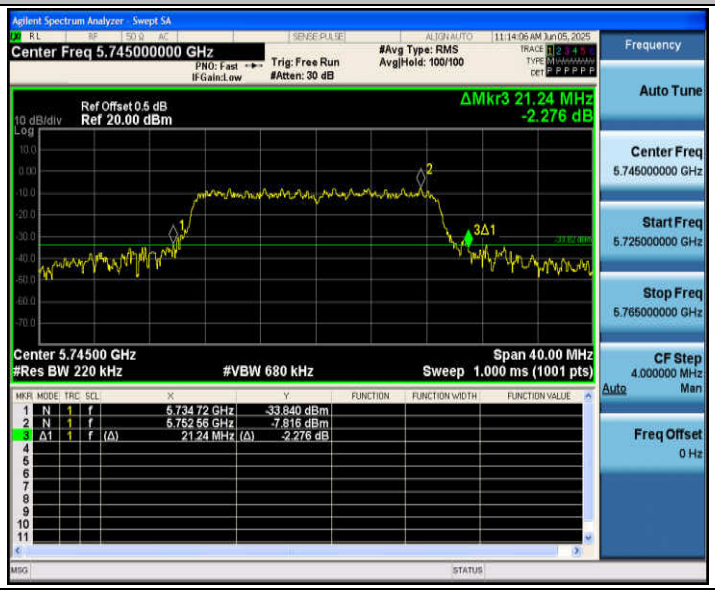

11AC20SISO_Ant1_5785

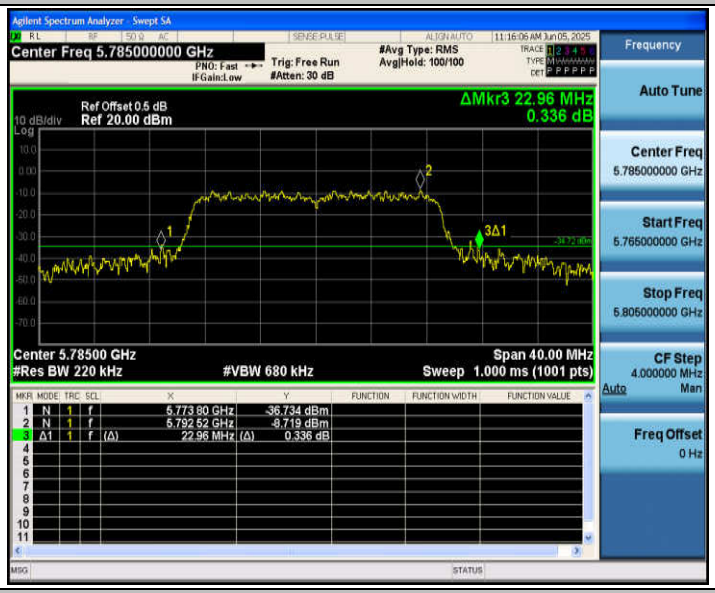

11AC20SISO_Ant1_5825

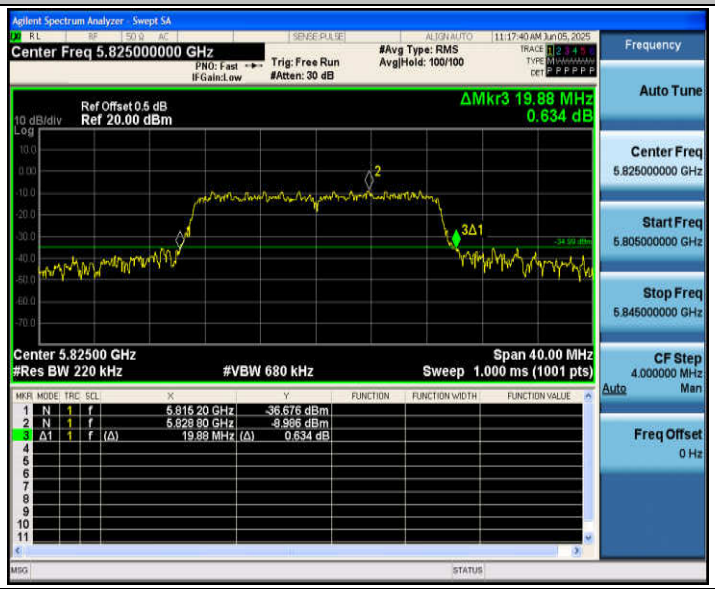

11AC40SISO_Ant1_5190

11AC40SISO_Ant1_5230

11AC40SISO_Ant1_5755

11AC40SISO_Ant1_5795

11AC80SISO_Ant1_5210

11AC80SISO_Ant1_5775

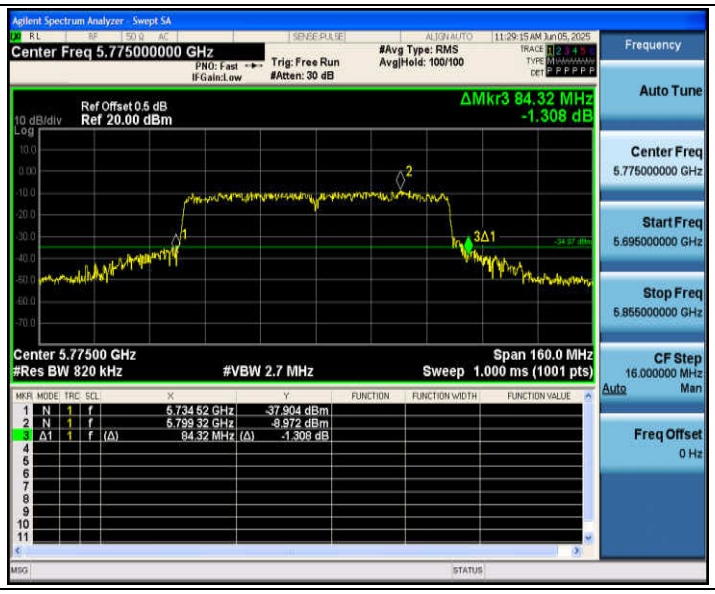
Agilent Spectrum Analyzer - Swept SA
Center Freq 5.775000000 GHz
PNO: Fast
IFGain:Low
Trig: Free Run
#Atten: 30 dB
#Avg Type: RMS
Avg|Hold: 100/100
11:29:15 AM Jun 05, 2025
Frequency
Auto Tune
Center Freq
5.775000000 GHz
Start Freq
5.695000000 GHz
Stop Freq
5.855000000 GHz
CF Step
16.000000 MHz
Auto
Man
Freq Offset
0 Hz
Ref Offset 0.5 dB
10 dB/div
Ref 20.00 dBm
Log
ΔMkr3 84.32 MHz
-1.308 dB
Center 5.77500 GHz
#Res BW 820 kHz
#VBW 2.7 MHz
Span 160.0 MHz
Sweep 1.000 ms (1001 pts)
MKR MODE TRC SCL X Y FUNCTION FUNCTION WIDTH FUNCTION VALUE
1 N 1 f 5.734 52 GHz -37.904 dBm
2 N 1 f 5.799 32 GHz -8.972 dBm
3 Δ1 1 f (Δ) 84.32 MHz (Δ) -1.308 dB
MSG
STATUS

Appendix A2: Occupied channel bandwidth

Test Result

TestMode	Antenna	Freq(MHz)	OCB [MHz]	FL[MHz]	FH[MHz]	Limit[MHz]	Verdict
11A	Ant1	5180	17.111	5171.4911	5188.6021	---	---
		5220	17.112	5211.4747	5228.5867	---	---
		5240	17.058	5231.5134	5248.5714	---	---
		5745	17.112	5736.4450	5753.5570	---	---
		5785	17.097	5776.4467	5793.5437	---	---
		5825	17.106	5816.4628	5833.5688	---	---
11N20SISO	Ant1	5180	18.150	5171.0075	5189.1575	---	---
		5220	18.167	5210.9591	5229.1261	---	---
		5240	18.140	5230.9807	5249.1207	---	---
		5745	18.136	5735.9391	5754.0751	---	---
		5785	18.055	5776.0062	5794.0612	---	---
		5825	18.112	5815.9666	5834.0786	---	---
11N40SISO	Ant1	5190	36.484	5171.8262	5208.3102	---	---
		5230	36.389	5211.8750	5248.2640	---	---
		5755	36.888	5736.6079	5773.4959	---	---
		5795	36.850	5776.7134	5813.5634	---	---
11AC20SISO	Ant1	5180	17.884	5171.0492	5188.9332	---	---
		5220	17.885	5211.0797	5228.9647	---	---
		5240	17.787	5231.1301	5248.9171	---	---
		5745	17.863	5736.1217	5753.9847	---	---
		5785	17.927	5776.0827	5794.0097	---	---
		5825	17.889	5816.1301	5834.0191	---	---
11AC40SISO	Ant1	5190	36.480	5171.7967	5208.2767	---	---
		5230	36.364	5211.8931	5248.2571	---	---
		5755	36.759	5736.7176	5773.4766	---	---
		5795	36.766	5776.7990	5813.5650	---	---
11AC80SISO	Ant1	5210	76.033	5172.1134	5248.1464	---	---
		5775	75.910	5737.2709	5813.1809	---	---

Test Graphs

11A_Ant1_5180

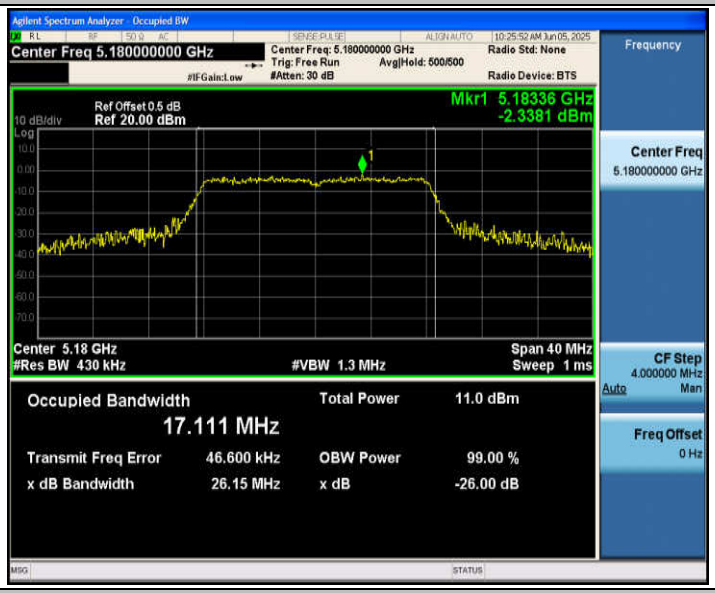

11A_Ant1_5220

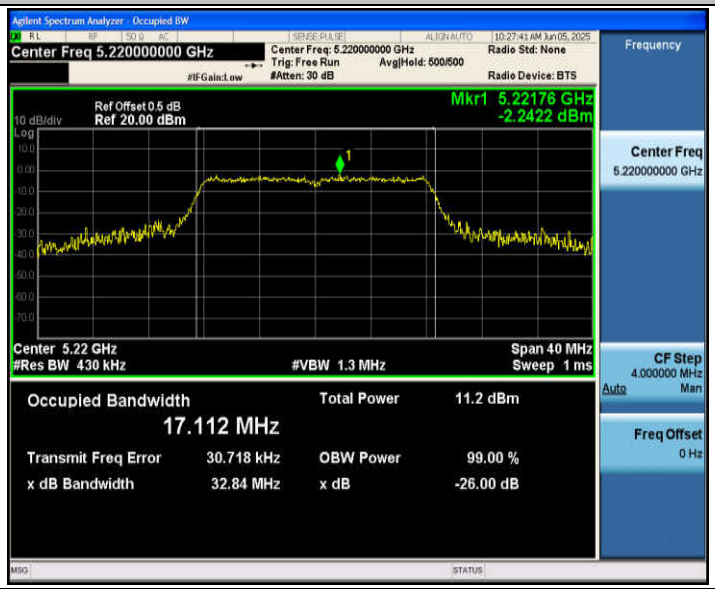

11A_Ant1_5240

11A_Ant1_5745

11A_Ant1_5785

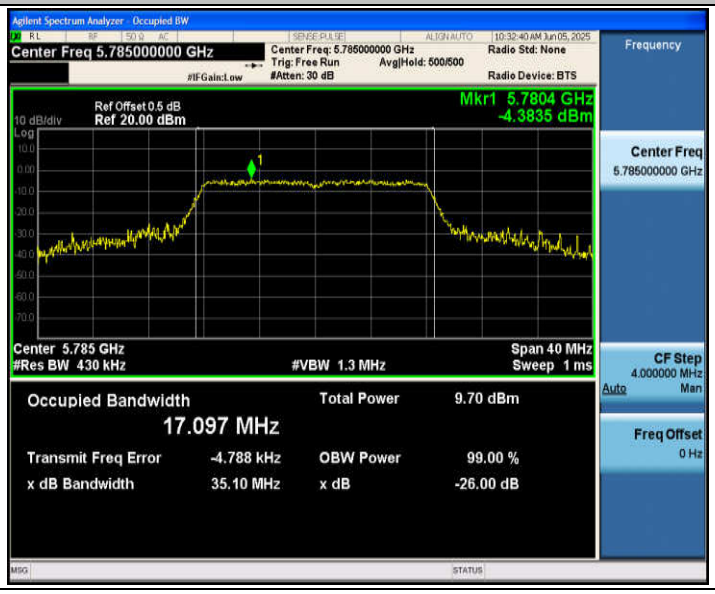

11A_Ant1_5825

11N20SISO_Ant1_5180

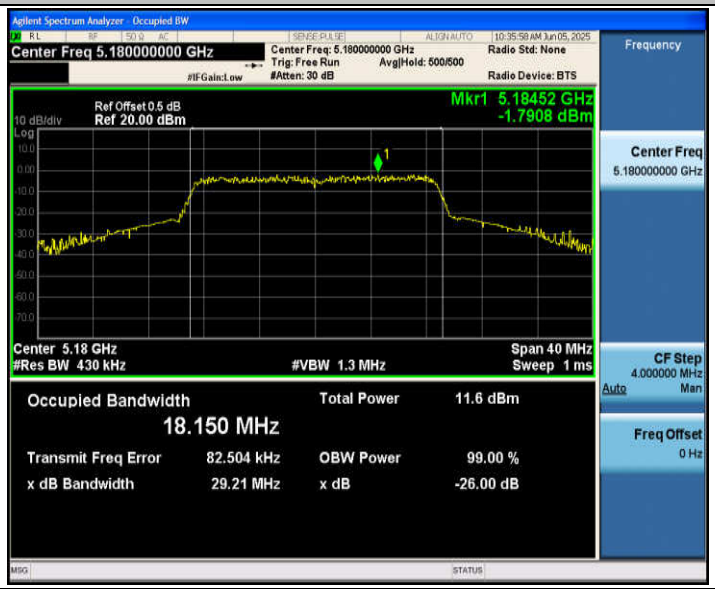

11N20SISO_Ant1_5220

11N20SISO_Ant1_5240

11N20SISO_Ant1_5745

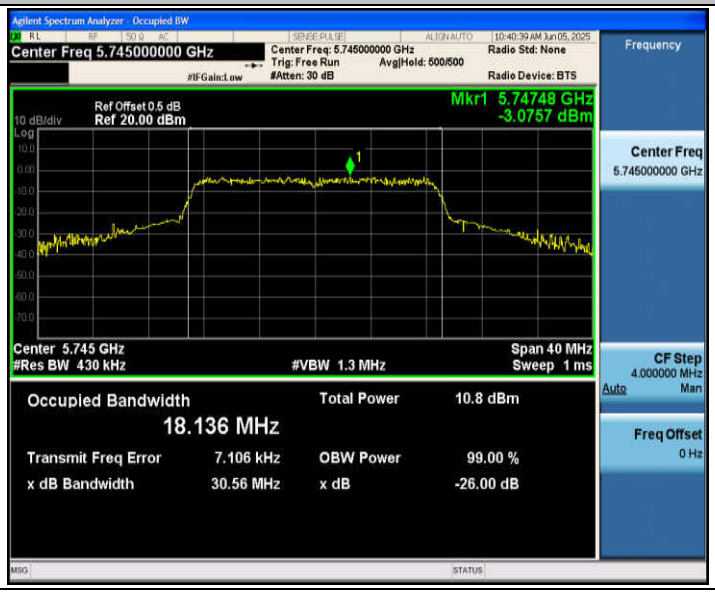

11N20SISO_Ant1_5785

11N20SISO_Ant1_5825

11N40SISO_Ant1_5190

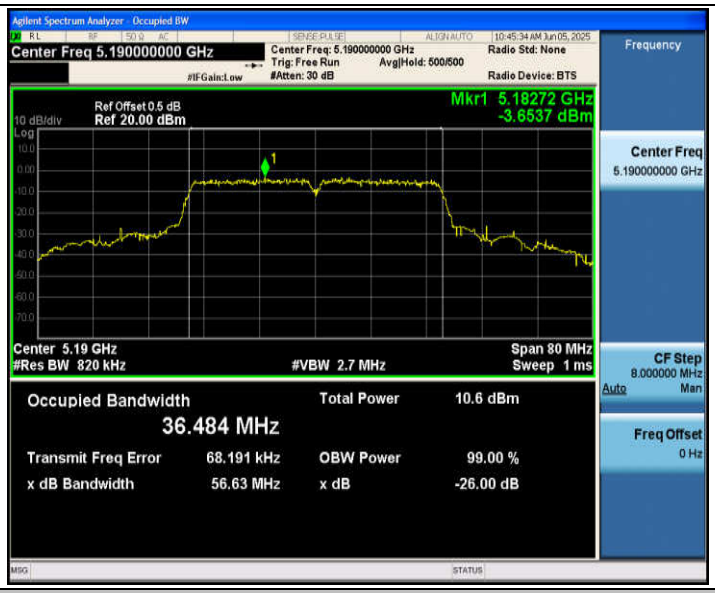

11N40SISO_Ant1_5230

11N40SISO_Ant1_5755

11N40SISO_Ant1_5795

11AC20SISO_Ant1_5180

11AC20SISO_Ant1_5220

11AC20SISO_Ant1_5240

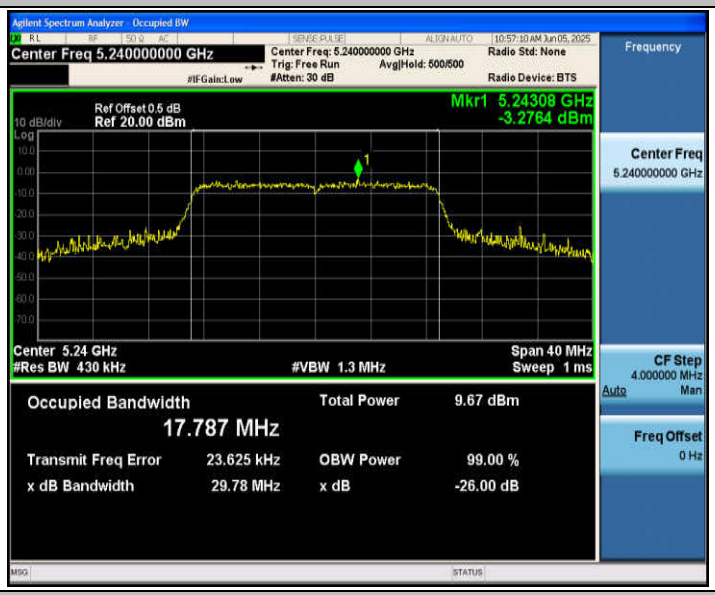

11AC20SISO_Ant1_5745

11AC20SISO_Ant1_5785

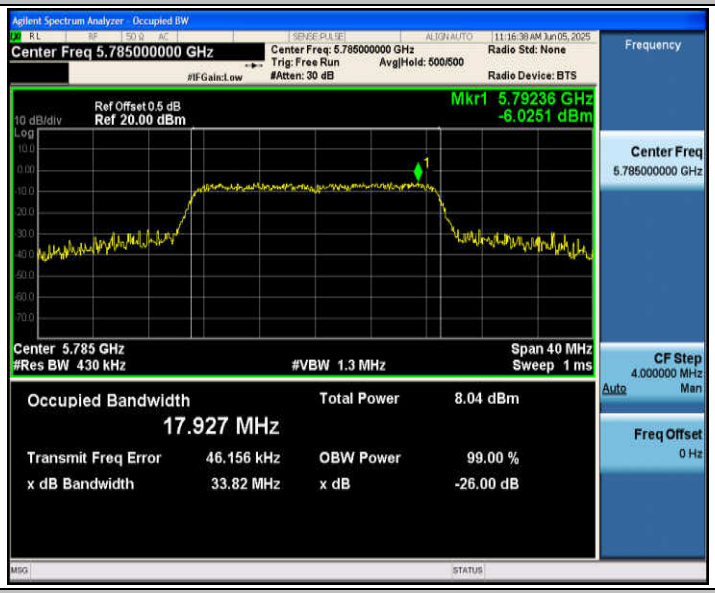

11AC20SISO_Ant1_5825

11AC40SISO_Ant1_5190

11AC40SISO_Ant1_5230

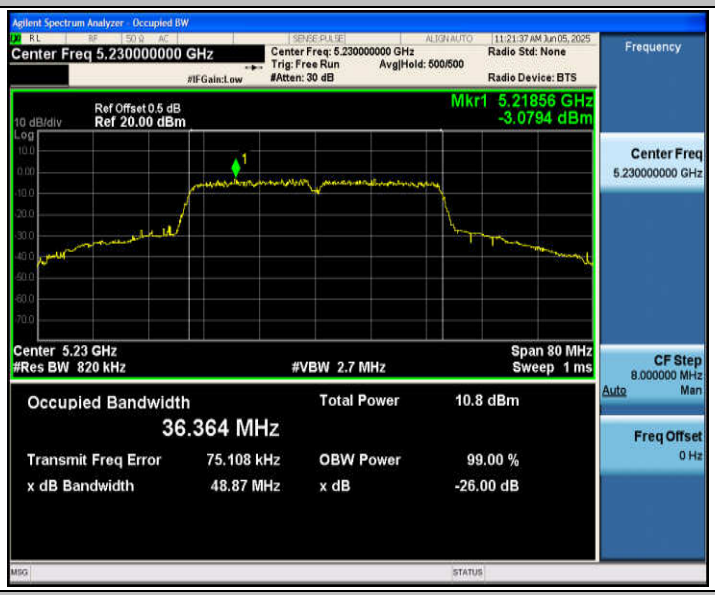

11AC40SISO_Ant1_5755

11AC40SISO_Ant1_5795

11AC80SISO_Ant1_5210

11AC80SISO_Ant1_5775

Agilent Spectrum Analyzer - Occupied BW
Center Freq 5.775000000 GHz
Center Freq: 5.775000000 GHz
Trig: Free Run
Avg|Hold: 500/500
#Atten: 30 dB
Radio Std: None
Radio Device: BTS
Frequency
Ref Offset 0.5 dB
Ref 20.00 dBm
10 dB/div
Log
Mkr1 5.79532 GHz
-3.2667 dBm
Center 5.775 GHz
#Res BW 1.6 MHz
#VBW 5 MHz
Span 160 MHz
Sweep 1 ms
Center Freq
5.775000000 GHz
CF Step
16.000000 MHz
Auto
Man
Freq Offset
0 Hz
Occupied Bandwidth
75.910 MHz
Total Power
9.91 dBm
Transmit Freq Error
225.90 kHz
OBW Power
99.00 %
x dB Bandwidth
85.99 MHz
x dB
-26.00 dB
MSG
STATUS

Appendix A3: Min emission bandwidth

Test Result B4

TestMode	Antenna	Freq(MHz)	6db EBW [MHz]	FL[MHz]	FH[MHz]	Limit[MHz]	Verdict
11A	Ant1	5745	16.320	5736.840	5753.160	0.5	PASS
		5785	16.320	5776.840	5793.160	0.5	PASS
		5825	16.320	5816.840	5833.160	0.5	PASS
11N20SISO	Ant1	5745	17.080	5736.440	5753.520	0.5	PASS
		5785	17.280	5776.360	5793.640	0.5	PASS
		5825	16.840	5816.640	5833.480	0.5	PASS
11N40SISO	Ant1	5755	35.760	5736.920	5772.680	0.5	PASS
		5795	35.840	5777.080	5812.920	0.5	PASS
11AC20SISO	Ant1	5745	17.160	5736.360	5753.520	0.5	PASS
		5785	16.840	5776.640	5793.480	0.5	PASS
		5825	17.240	5816.400	5833.640	0.5	PASS
11AC40SISO	Ant1	5755	36.000	5736.840	5772.840	0.5	PASS
		5795	35.840	5777.240	5813.080	0.5	PASS
11AC80SISO	Ant1	5775	75.200	5737.400	5812.600	0.5	PASS

Test Graphs B4

11A_Ant1_5745
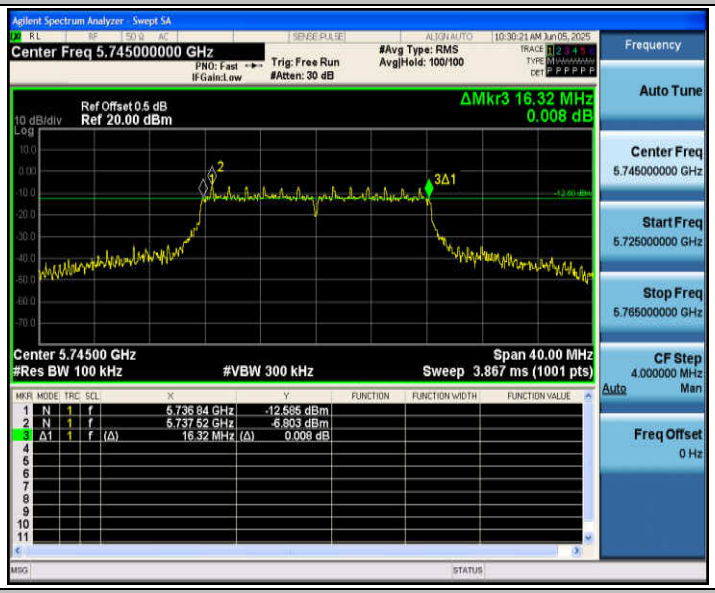
11A_Ant1_5785
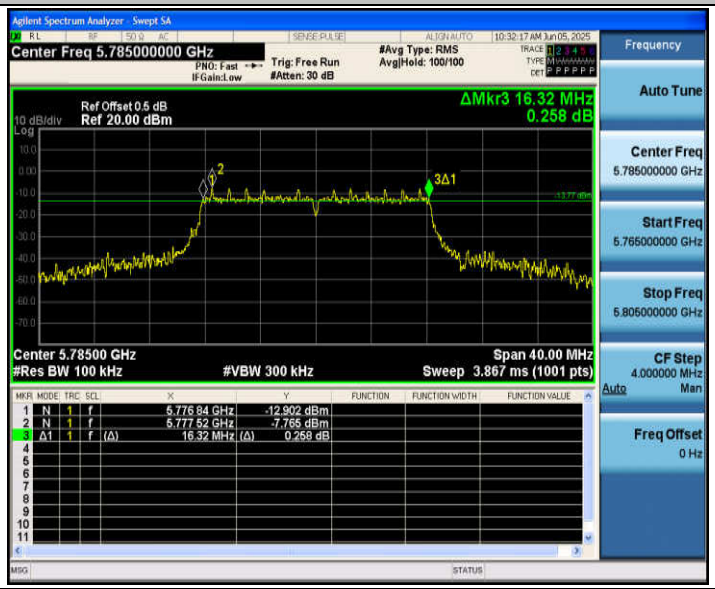
11A_Ant1_5825

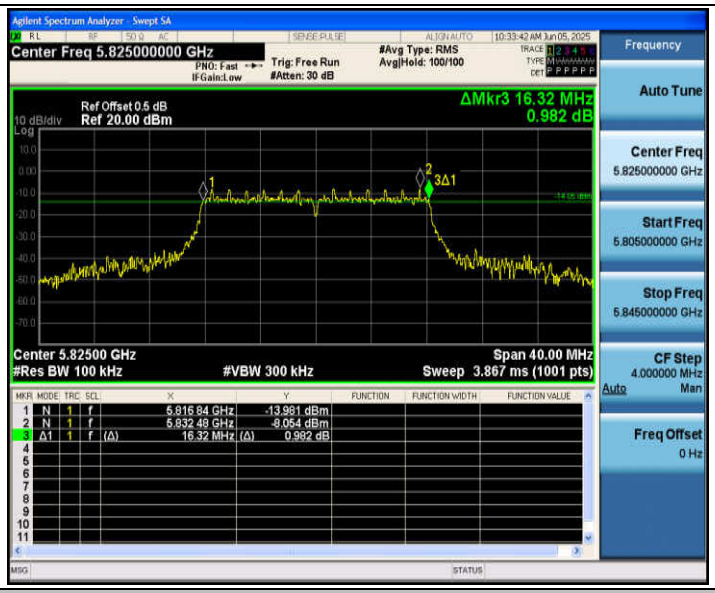

11N20SISO_Ant1_5745

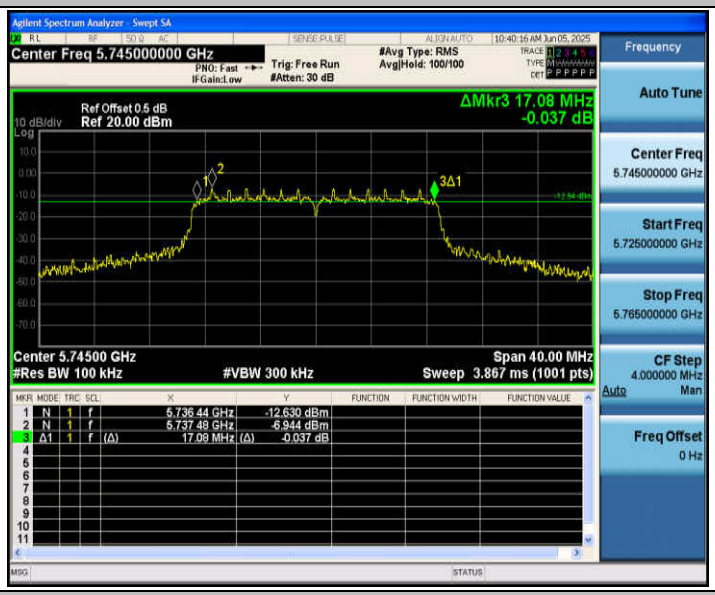

11N20SISO_Ant1_5785

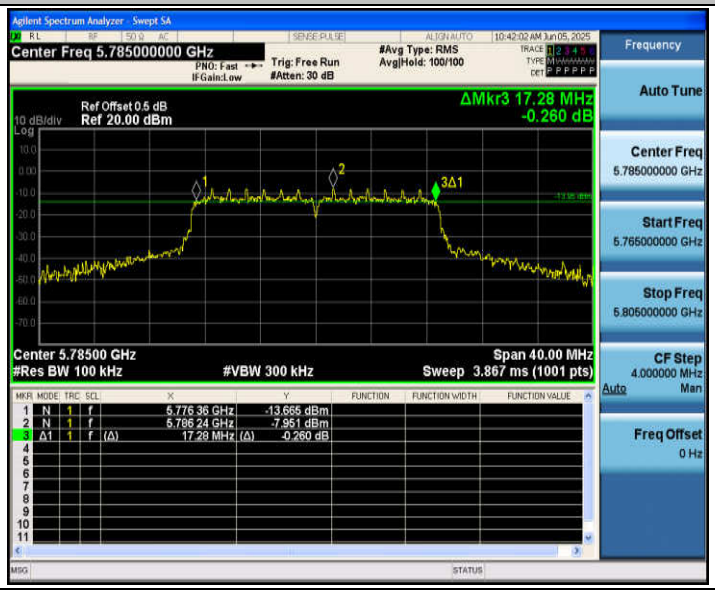

11N20SISO_Ant1_5825

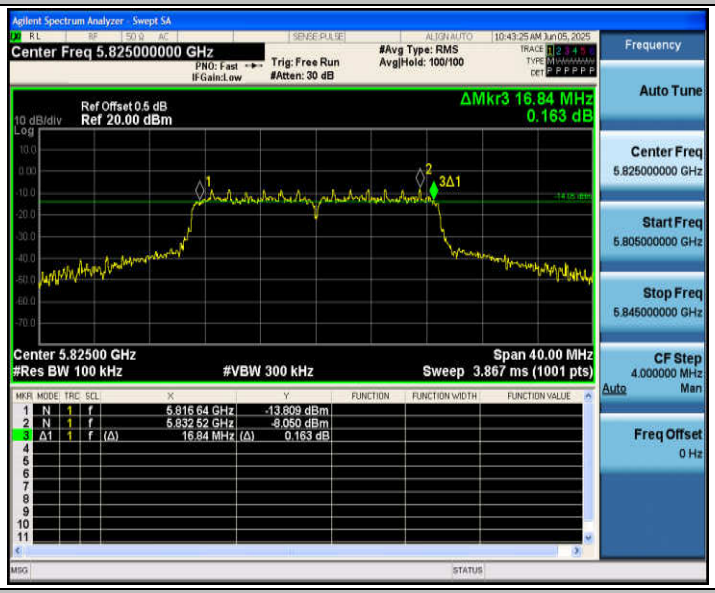

11N40SISO_Ant1_5755

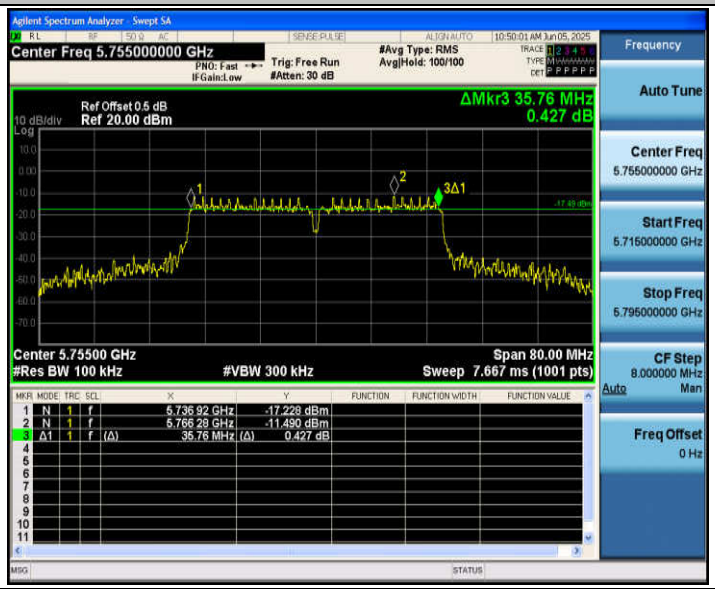

11N40SISO_Ant1_5795

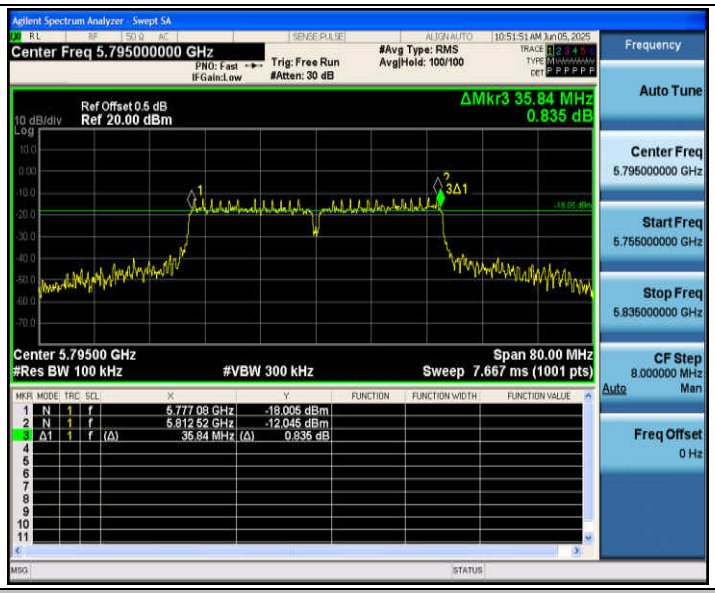

11AC20SISO_Ant1_5745

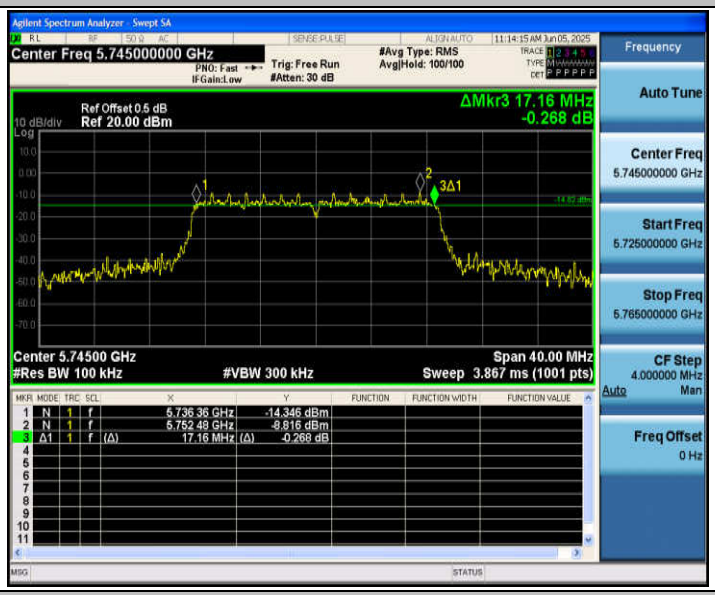

11AC20SISO_Ant1_5785

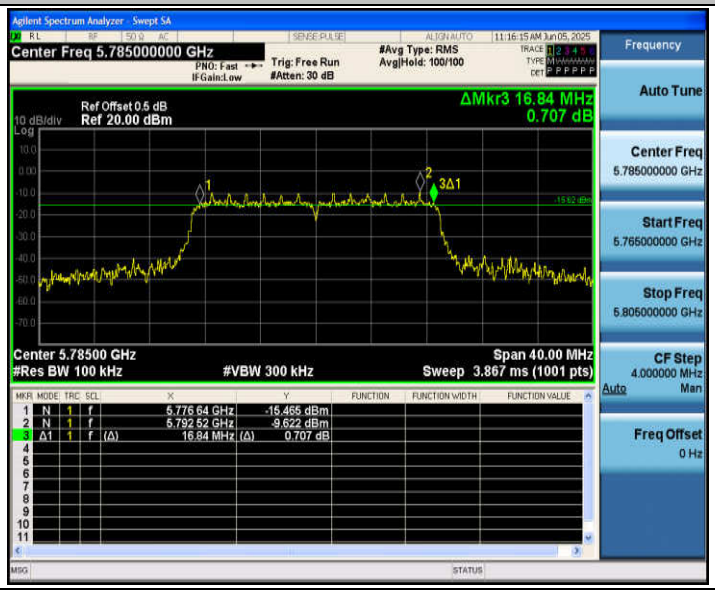

11AC20SISO_Ant1_5825

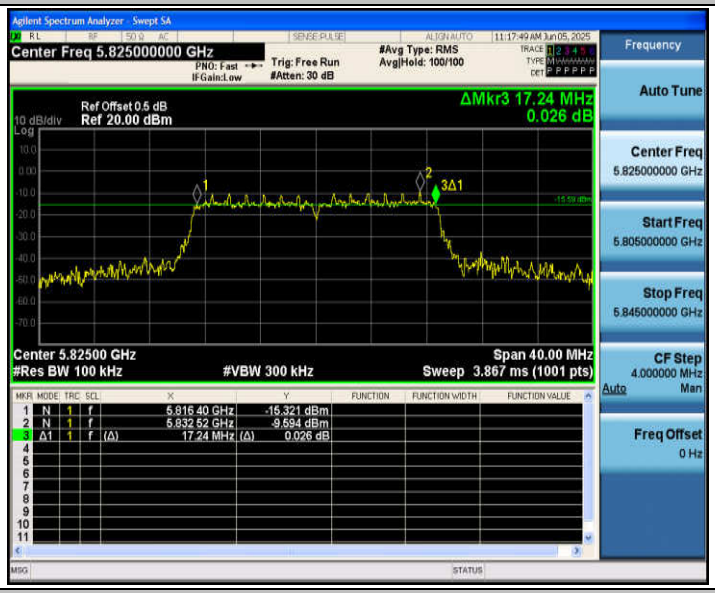

11AC40SISO_Ant1_5755

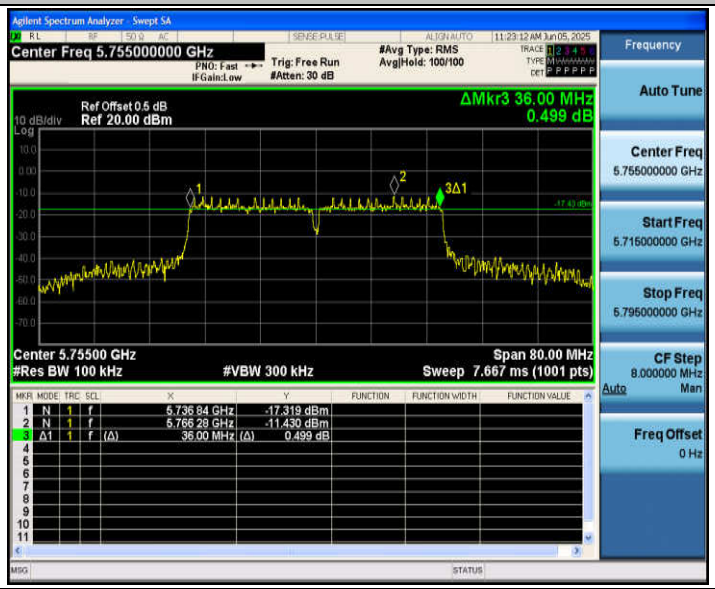

11AC40SISO_Ant1_5795

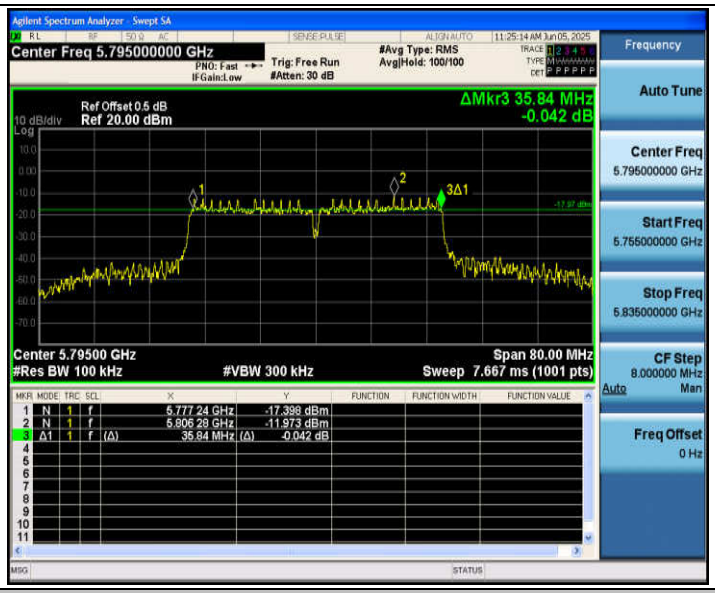

11AC80SISO_Ant1_5775

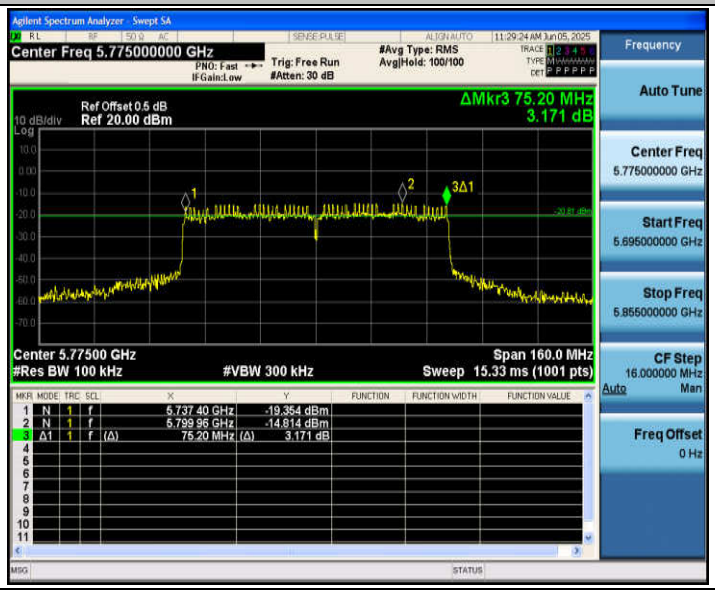

Appendix B: Duty Cycle

Test Result

TestMode	Antenna	Freq(MHz)	Transmission Duration [ms]	Transmission Period [ms]	Duty Cycle [%]	Duty factor(dB)	Limit	Verdict
11A	Ant1	5180	0.11	0.31	35.48	4.50	---	---
		5220	0.12	0.32	37.50	4.26	---	---
		5240	0.11	0.29	37.93	4.21	---	---
		5745	0.12	0.29	41.38	3.83	---	---
		5785	0.11	0.32	34.38	4.64	---	---
		5825	0.12	0.30	40.00	3.98	---	---
11N20SISO	Ant1	5180	0.12	0.32	37.50	4.26	---	---
		5220	0.11	0.31	35.48	4.50	---	---
		5240	0.11	0.33	33.33	4.77	---	---
		5745	0.11	0.31	35.48	4.50	---	---
		5785	0.11	0.29	37.93	4.21	---	---
		5825	0.11	0.30	36.67	4.36	---	---
11N40SISO	Ant1	5190	0.07	0.27	25.93	5.86	---	---
		5230	0.07	0.26	26.92	5.70	---	---
		5755	0.07	0.24	29.17	5.35	---	---
		5795	0.08	0.27	29.63	5.28	---	---
11AC20SISO	Ant1	5180	0.11	0.29	37.93	4.21	---	---
		5220	0.12	0.30	40.00	3.98	---	---
		5240	0.12	0.30	40.00	3.98	---	---
		5745	0.12	0.29	41.38	3.83	---	---
		5785	0.12	0.31	38.71	4.12	---	---
		5825	0.12	0.31	38.71	4.12	---	---
11AC40SISO	Ant1	5190	0.08	0.28	28.57	5.44	---	---
		5230	0.08	0.29	27.59	5.59	---	---
		5755	0.08	0.29	27.59	5.59	---	---
		5795	0.08	0.27	29.63	5.28	---	---
11AC80SISO	Ant1	5210	0.05	0.22	22.73	6.43	---	---
		5775	0.05	0.21	23.81	6.23	---	---

Test Graphs

11A_Ant1_5180
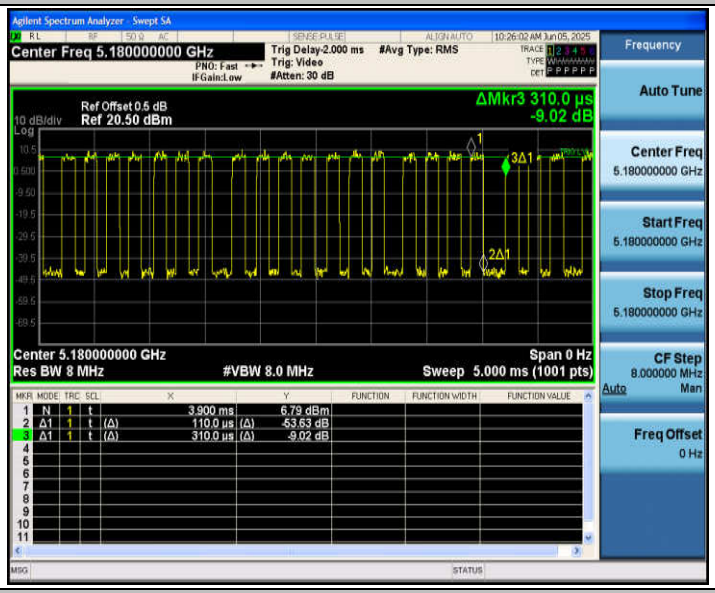
11A_Ant1_5220
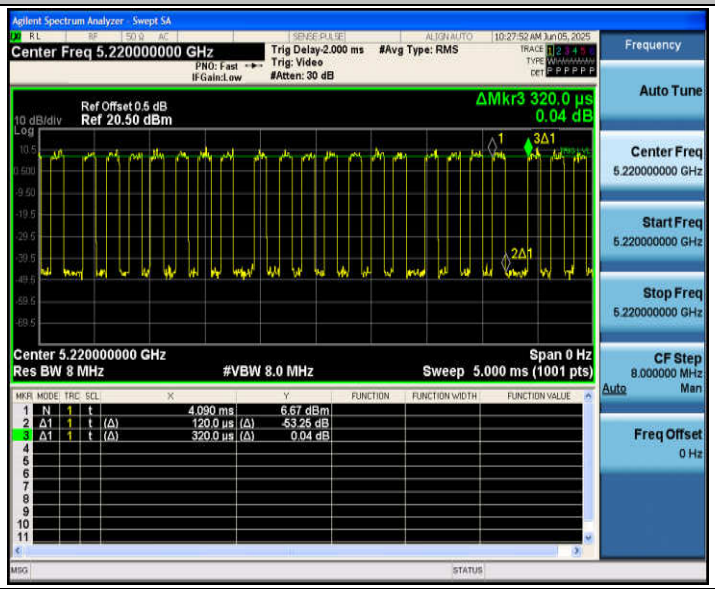
11A_Ant1_5240

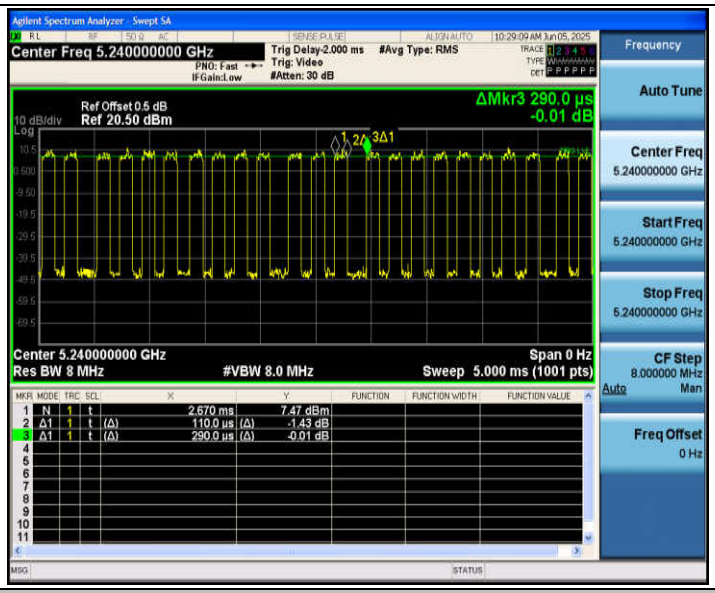

11A_Ant1_5745

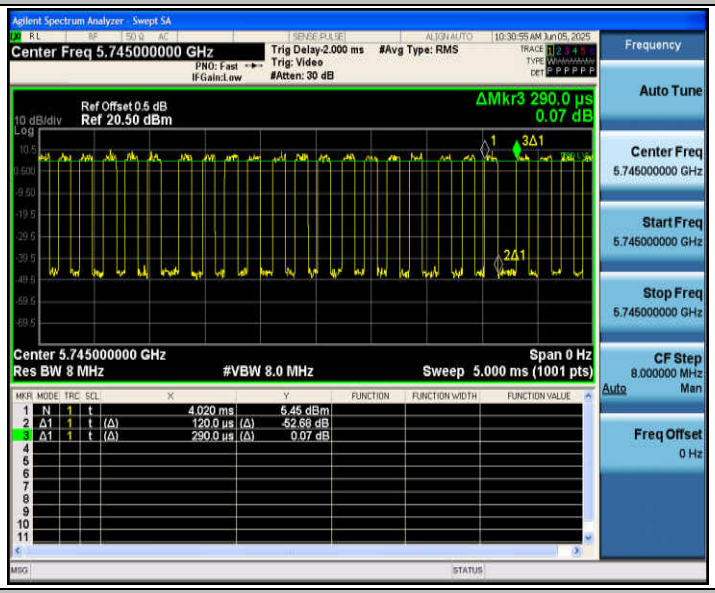

11A_Ant1_5785

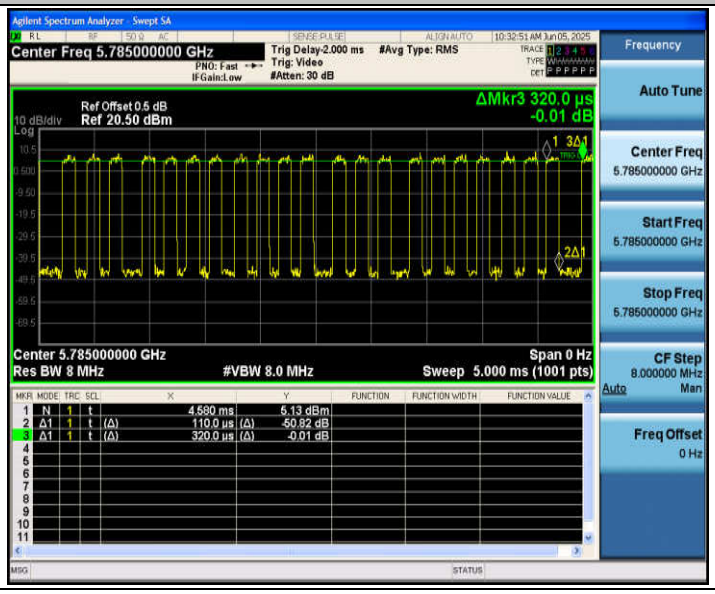

11A_Ant1_5825

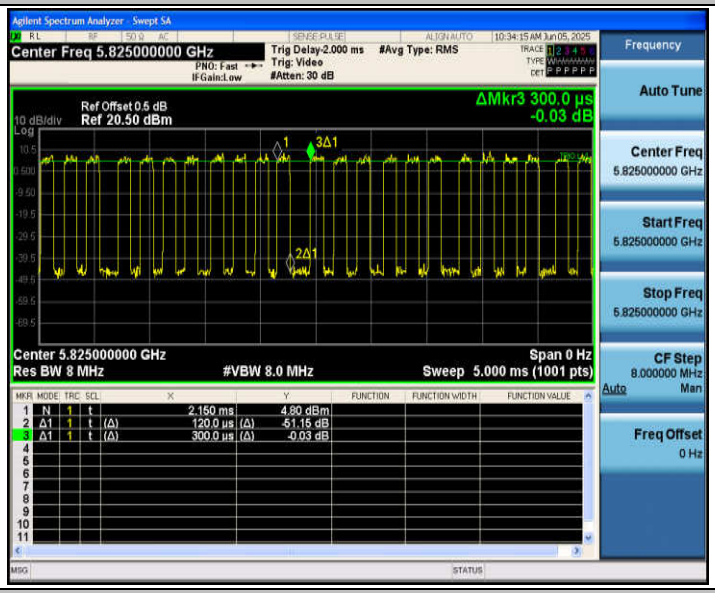

11N20SISO_Ant1_5180

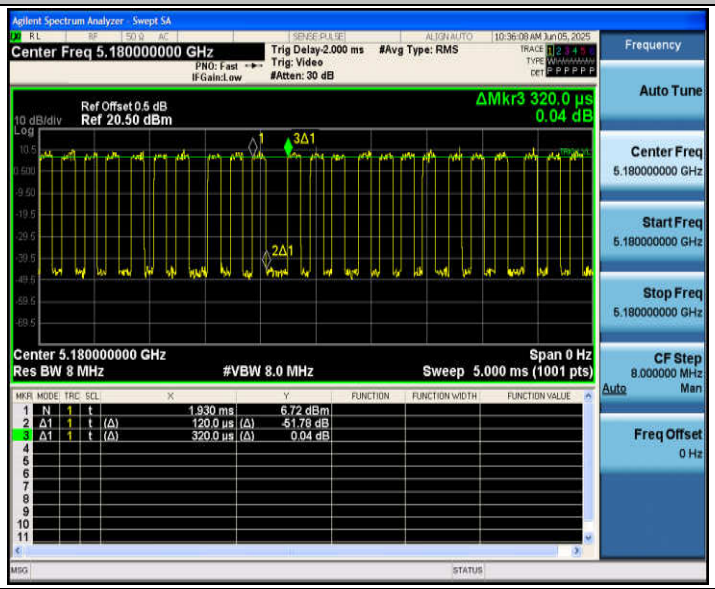

11N20SISO_Ant1_5220