Case No. : GTS20250528017-3-01	
Ambient Condition: 23 ℃, 52 %RH,	
Test Date: 2025.6.21	**Test Engineer:** Evan ouyang

Appendix A.1: DTS Bandwidth

Test Result

TestMode	Antenna	Frequency[MHz]	DTS BW [MHz]	FL[MHz]	FH[MHz]	Limit[MHz]	Verdict
11B	Ant1	2412	10.360	2406.960	2417.320	0.5	PASS
		2437	10.040	2432.280	2442.320	0.5	PASS
		2462	10.240	2457.120	2467.360	0.5	PASS
11G	Ant1	2412	16.360	2403.840	2420.200	0.5	PASS
		2437	16.360	2428.840	2445.200	0.5	PASS
		2462	16.400	2453.800	2470.200	0.5	PASS
11N20SISO	Ant1	2412	17.720	2403.120	2420.840	0.5	PASS
		2437	17.720	2428.120	2445.840	0.5	PASS
		2462	17.680	2453.120	2470.800	0.5	PASS
11AX20SISO	Ant1	2412	18.960	2402.480	2421.440	0.5	PASS
		2437	18.960	2427.520	2446.480	0.5	PASS
		2462	19.040	2452.440	2471.480	0.5	PASS

Test Graphs

11B_Ant1_2412

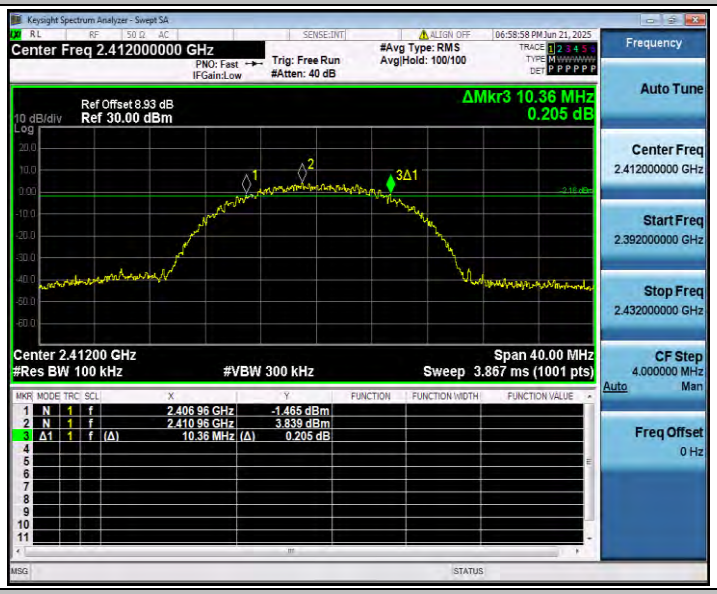

11B_Ant1_2437

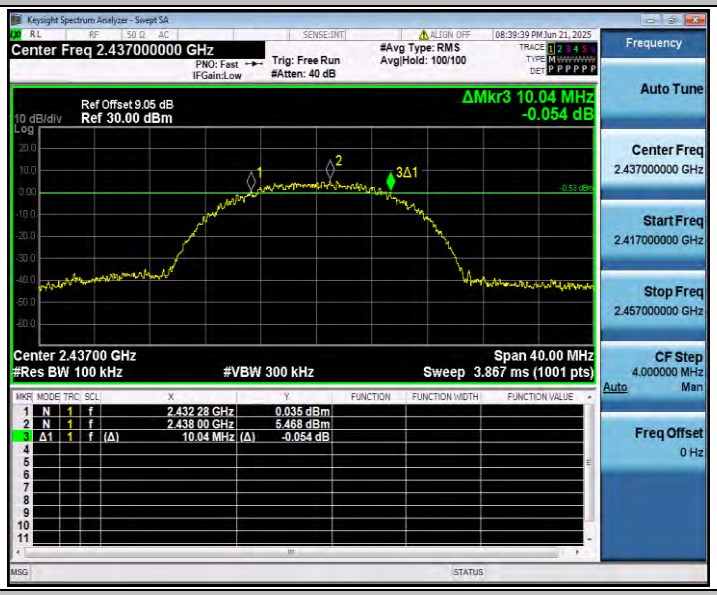

11B_Ant1_2462

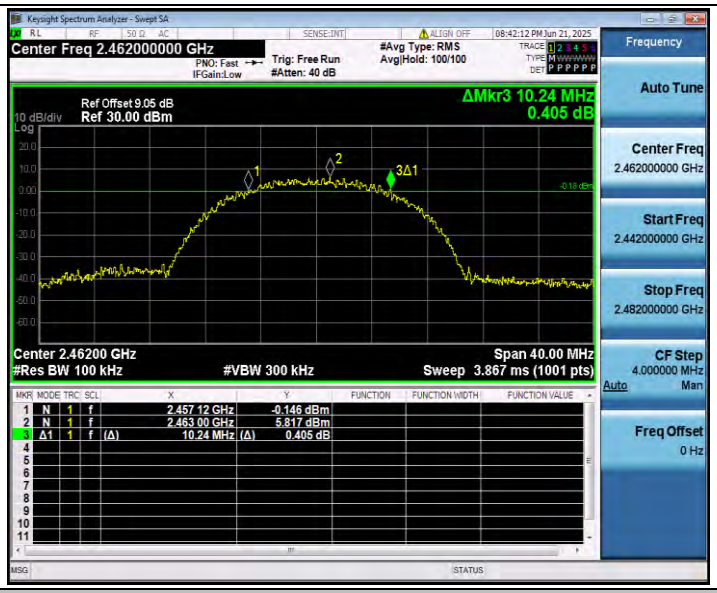

11G_Ant1_2412

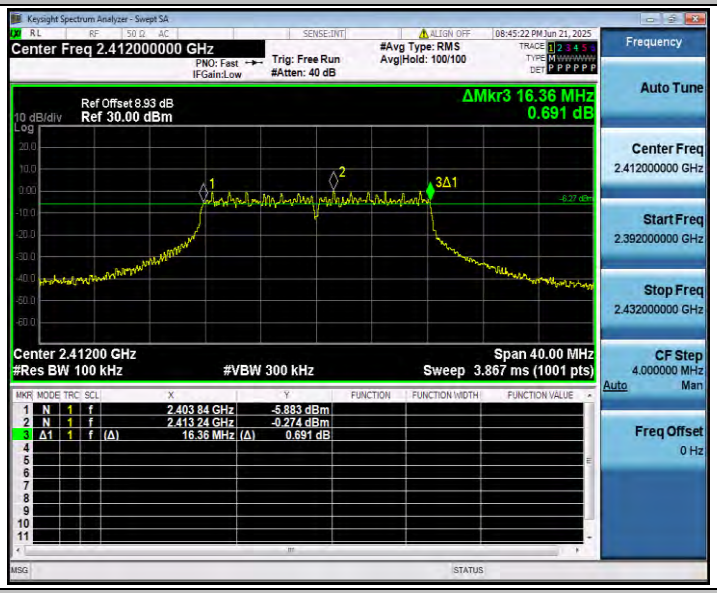

11G_Ant1_2437

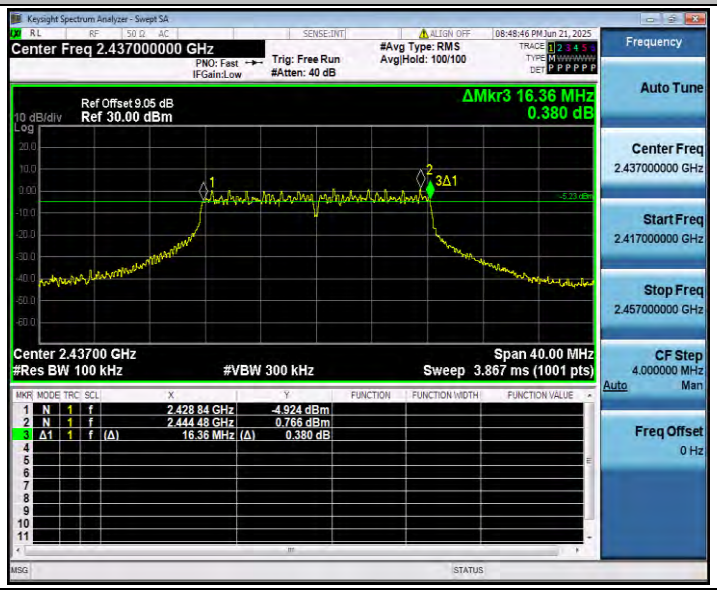

11G_Ant1_2462
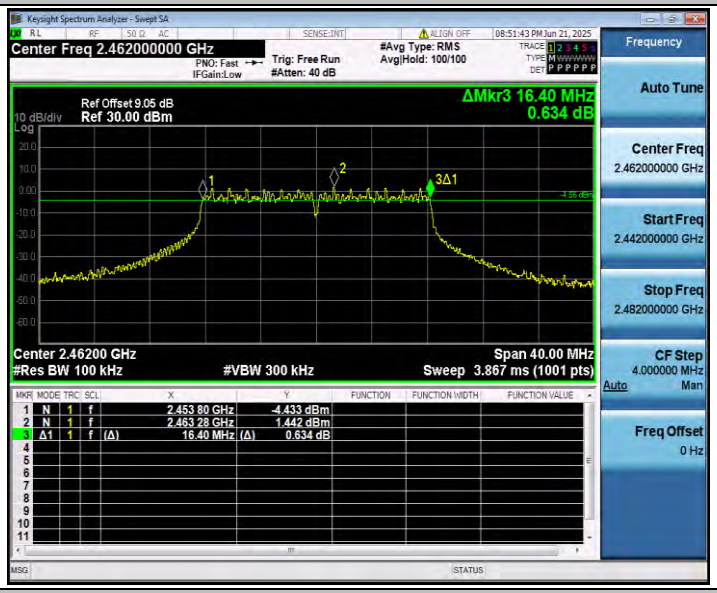

11N20SISO_Ant1_2412
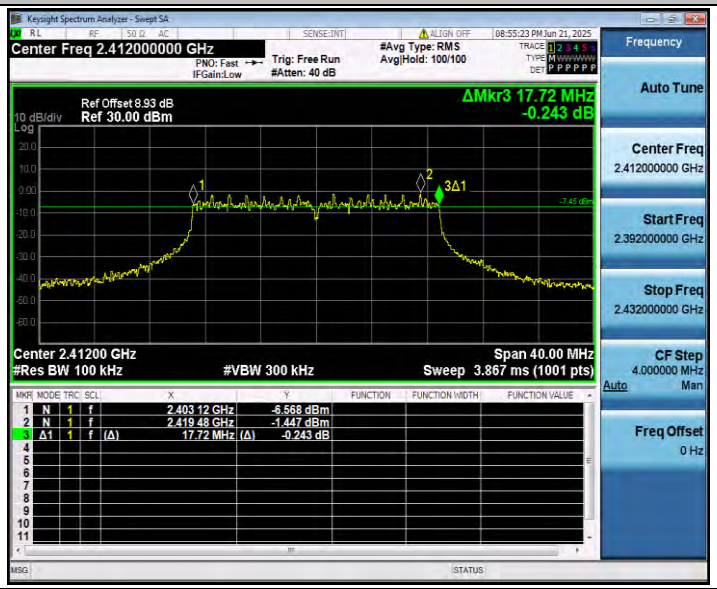

11N20SISO_Ant1_2437

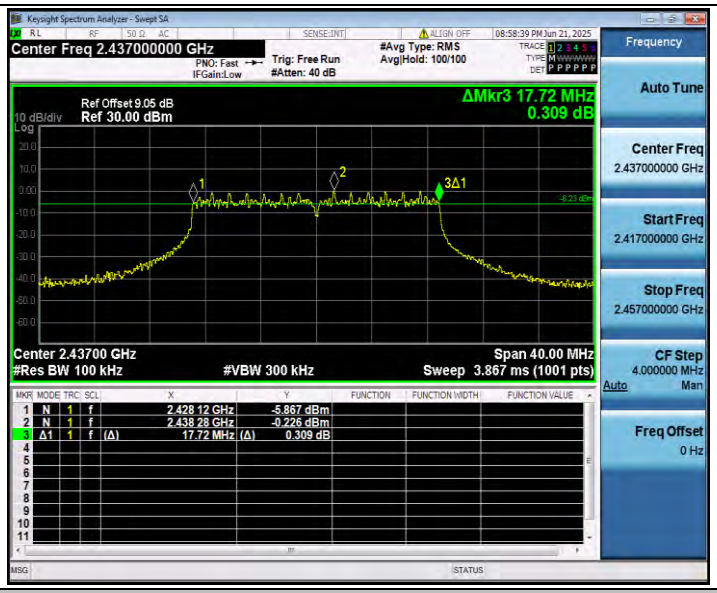

11N20SISO_Ant1_2462

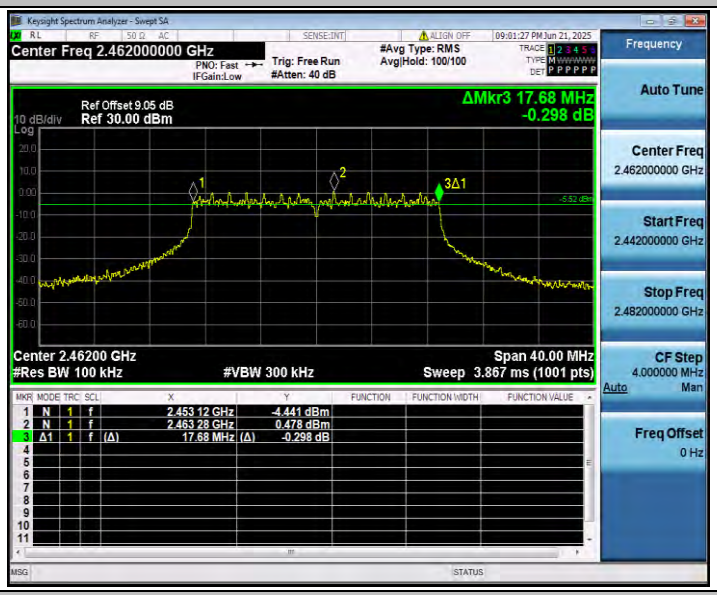

11AX20SISO_Ant1_2412

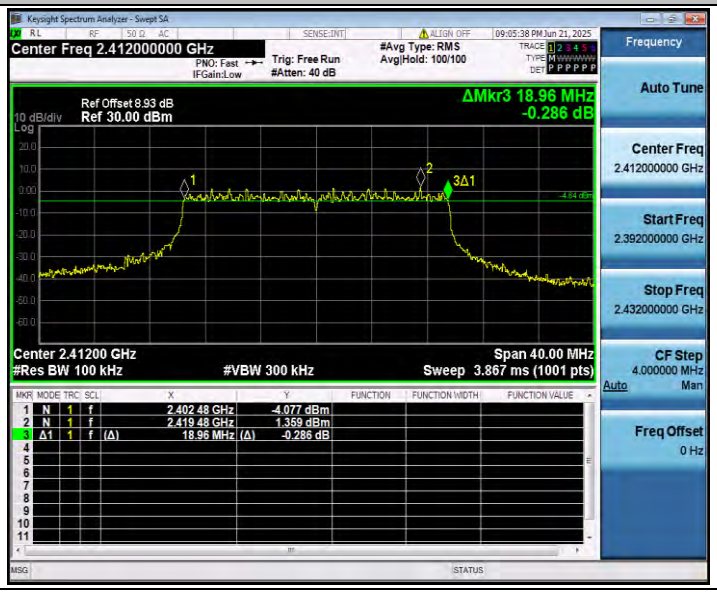

11AX20SISO_Ant1_2437
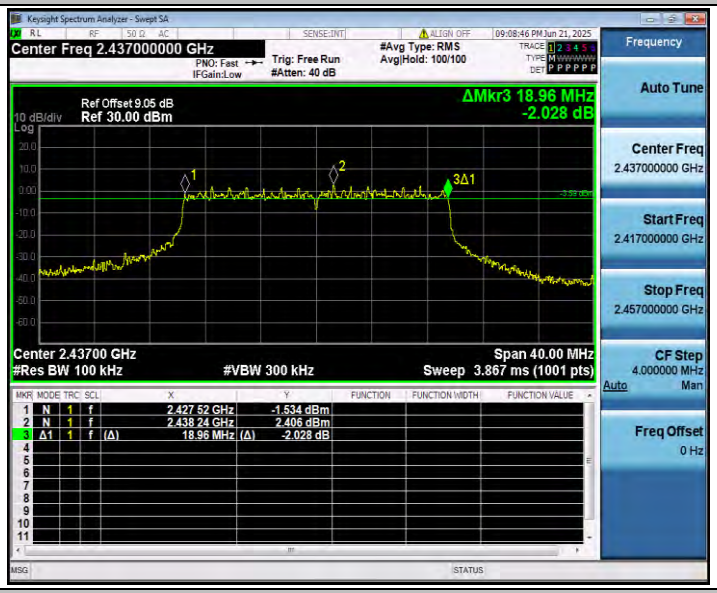

11AX20SISO_Ant1_2462
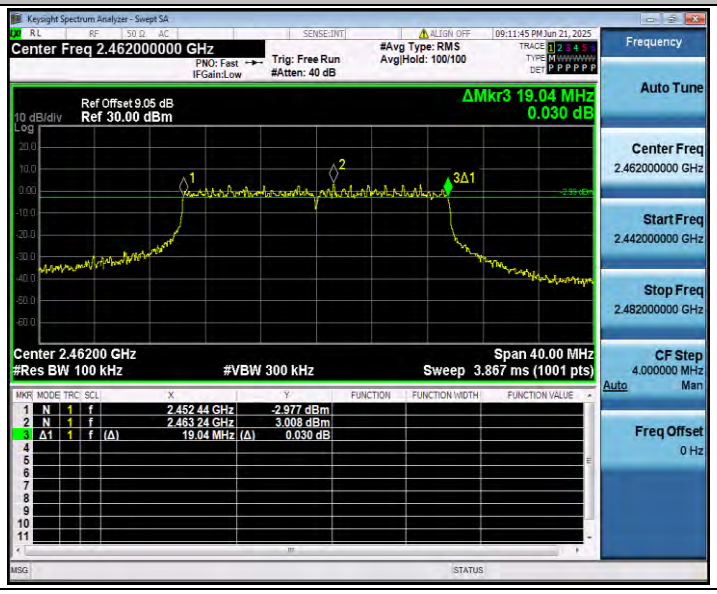

Appendix A.2: Occupied Channel Bandwidth

Test Result

TestMode	Antenna	Channel Frequency[MHz]	OCB [MHz]	FL[MHz]	FH[MHz]	Limit[MHz]	Verdict
11B	Ant1	2412	14.804	2404.6202	2419.4242	---	---
		2437	14.747	2429.6781	2444.4251	---	---
		2462	14.732	2454.5802	2469.3122	---	---
11G	Ant1	2412	17.003	2403.4495	2420.4525	---	---
		2437	16.921	2428.4982	2445.4192	---	---
		2462	16.999	2453.4139	2470.4129	---	---
11N20SISO	Ant1	2412	18.197	2402.8384	2421.0354	---	---
		2437	18.179	2427.8524	2446.0314	---	---
		2462	18.152	2452.8443	2470.9963	---	---
11AX20SISO	Ant1	2412	19.219	2402.3518	2421.5708	---	---
		2437	19.196	2427.3700	2446.5660	---	---
		2462	19.194	2452.3532	2471.5472	---	---

Test Graphs

11B_Ant1_2412
11B_Ant1_2437
11B_Ant1_2462

11G_Ant1_2412

11G_Ant1_2437

11G_Ant1_2462

11N20SISO_Ant1_2412

11N20SISO_Ant1_2437

11N20SISO_Ant1_2462

11AX20SISO_Ant1_2412

11AX20SISO_Ant1_2437

11AX20SISO_Ant1_2462

Appendix A.3: Maximum conducted output power

Test Mode	Antenna	Frequency[MHz]	Peak power [dBm]	Limit [dBm]	Verdict
11B	Ant1	2412	18.52	≤30.00	PASS
		2437	19.66	≤30.00	PASS
		2462	20.37	≤30.00	PASS
11G	Ant1	2412	18.14	≤30.00	PASS
		2437	19.14	≤30.00	PASS
		2462	19.93	≤30.00	PASS
11N20SISO	Ant1	2412	16.91	≤30.00	PASS
		2437	18.08	≤30.00	PASS
		2462	18.88	≤30.00	PASS
11AX20SISO	Ant1	2412	20.64	≤30.00	PASS
		2437	21.62	≤30.00	PASS
		2462	22.37	≤30.00	PASS

Appendix A.4: Maximum power spectral density

Test Result

TestMode	Antenna	Frequency[MHz]	Result[dBm/3-100kHz]	Limit[dBm/3kHz]	Verdict
11B	Ant1	2412	-10.08	≤8.00	PASS
		2437	-8.79	≤8.00	PASS
		2462	-8.18	≤8.00	PASS
11G	Ant1	2412	-14.73	≤8.00	PASS
		2437	-12.77	≤8.00	PASS
		2462	-12.61	≤8.00	PASS
11N20SISO	Ant1	2412	-15.59	≤8.00	PASS
		2437	-14.33	≤8.00	PASS
		2462	-13.65	≤8.00	PASS
11AX20SISO	Ant1	2412	-13.11	≤8.00	PASS
		2437	-13.29	≤8.00	PASS
		2462	-11.64	≤8.00	PASS

Test Graphs

11B_Ant1_2412

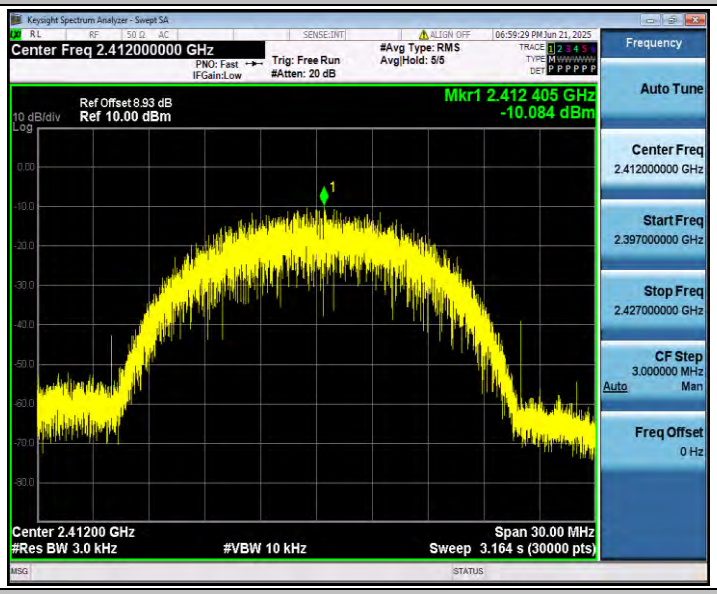

11B_Ant1_2437

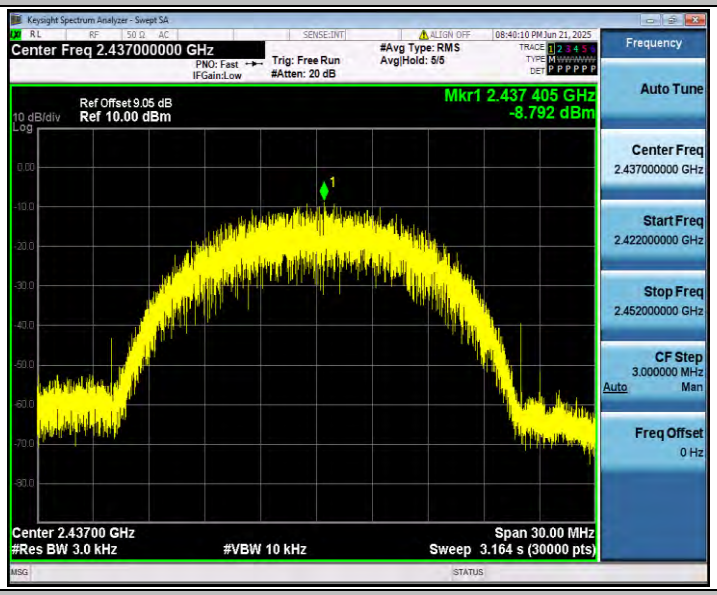

11B_Ant1_2462

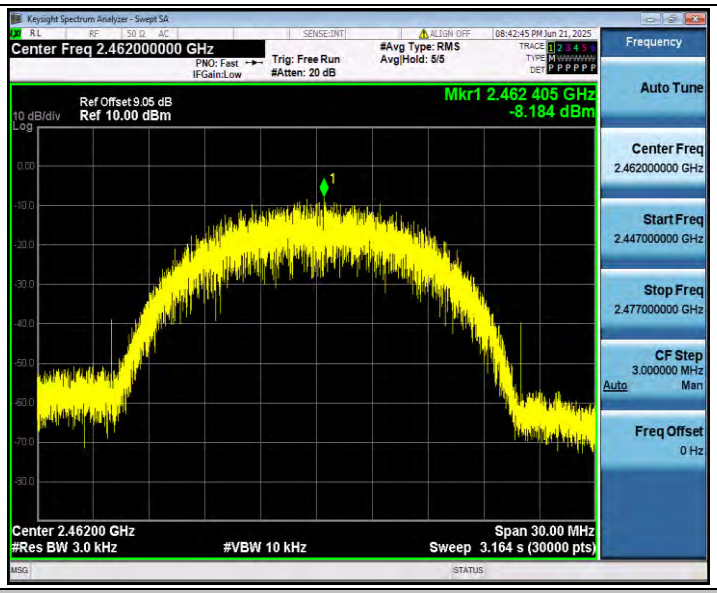

11G_Ant1_2412

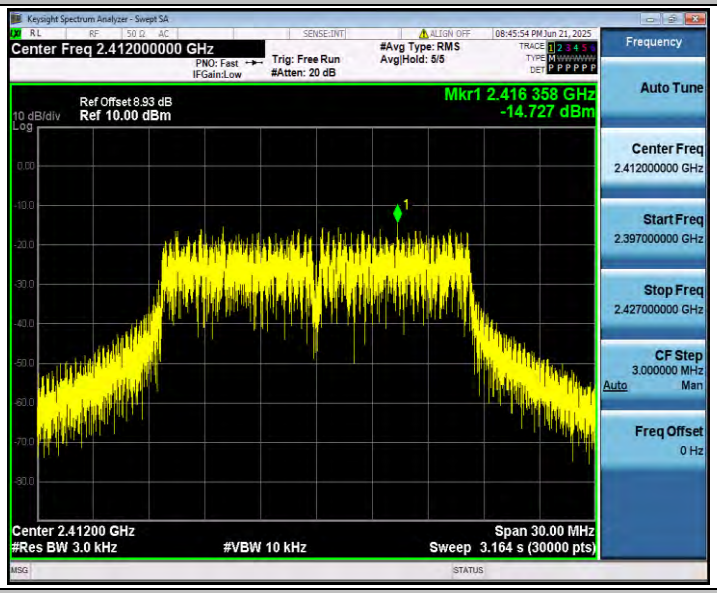

11G_Ant1_2437

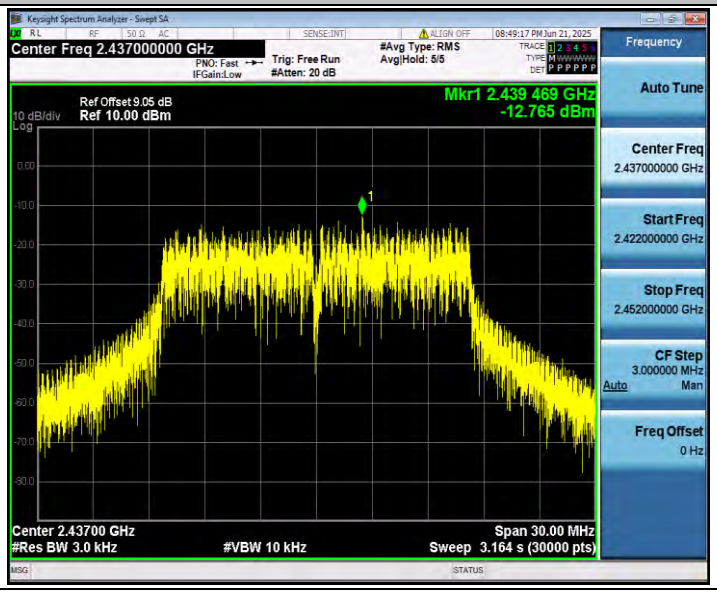

11G_Ant1_2462
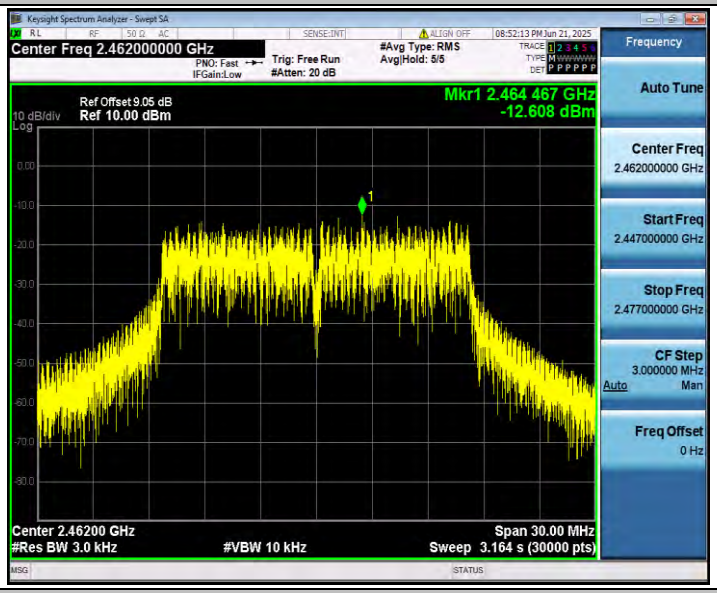
11N20SISO_Ant1_2412
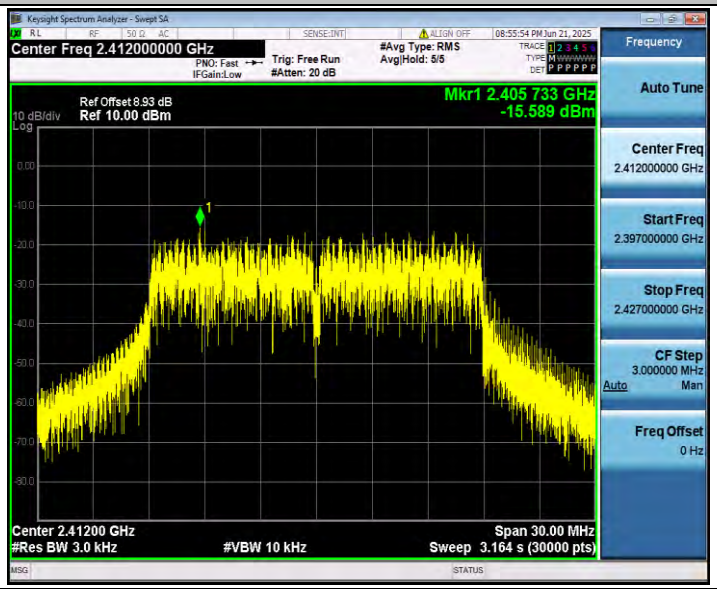
11N20SISO_Ant1_2437

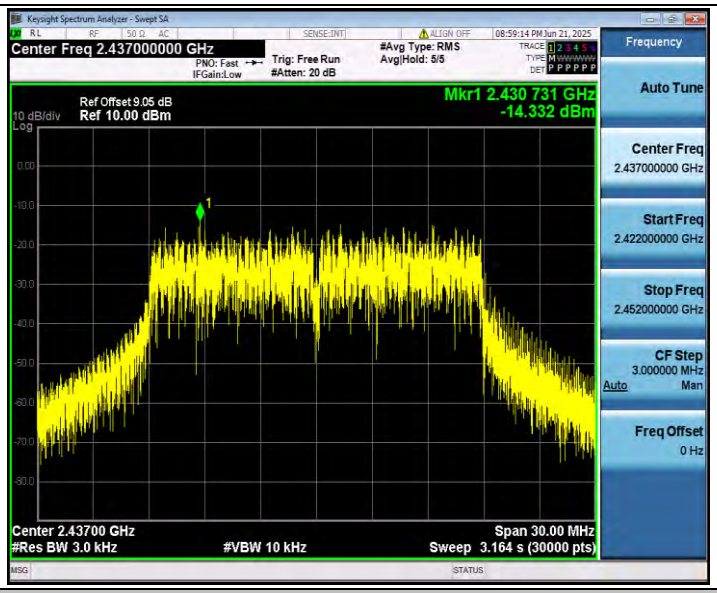

11N20SISO_Ant1_2462

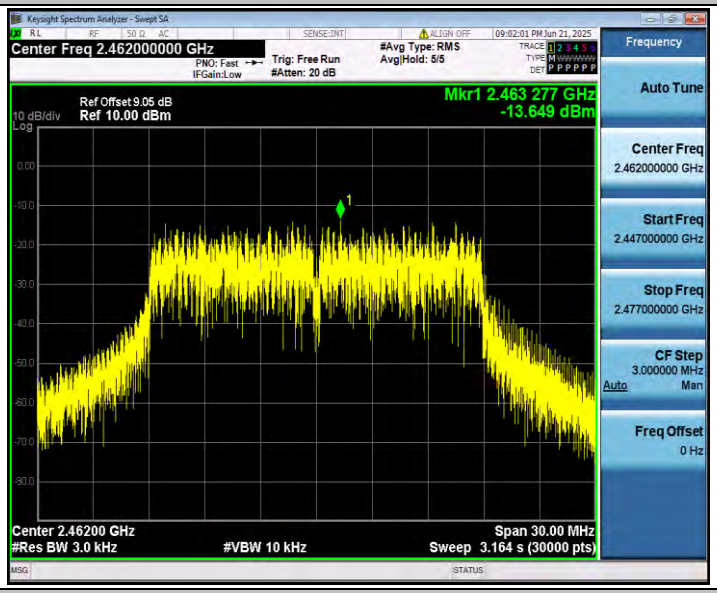

11AX20SISO_Ant1_2412

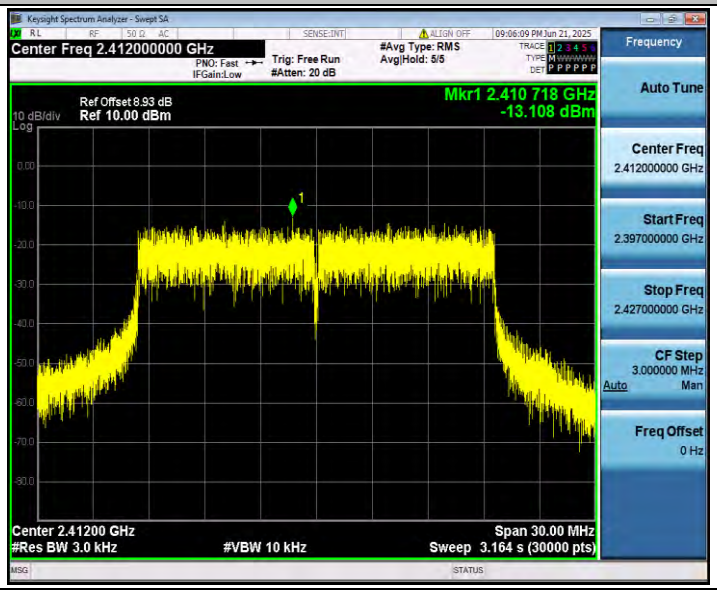

11AX20SISO_Ant1_2437
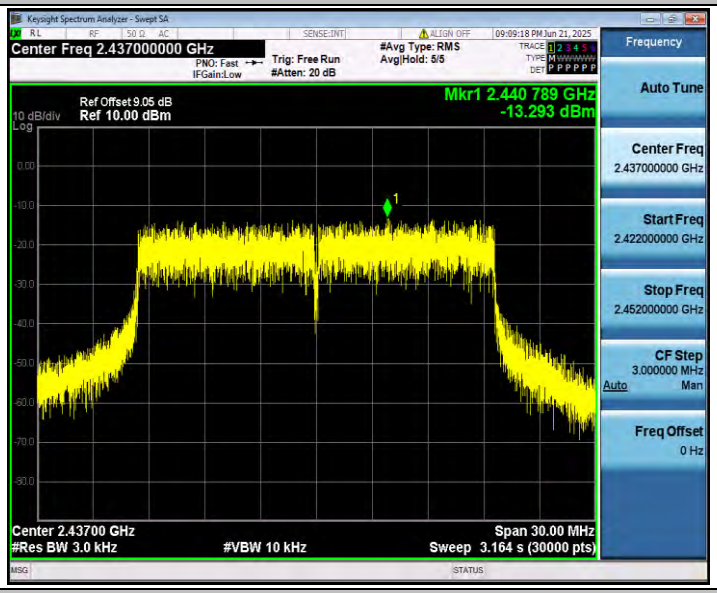

11AX20SISO_Ant1_2462
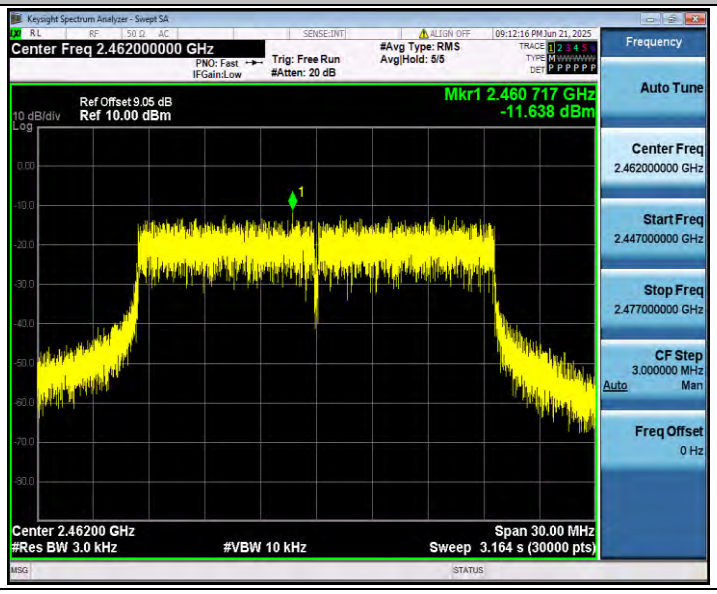

Appendix A.5: Band edge measurements

Test Result

TestMode	Antenna	ChName	Frequency[MHz]	RefLevel[dBm]	Result[dBm]	Limit[dBm]	Verdict
11B	Ant1	Low	2412	4.37	-34.56	≤-15.64	PASS
		High	2462	6.22	-47.26	≤-13.79	PASS
11G	Ant1	Low	2412	-0.23	-32.73	≤-20.23	PASS
		High	2462	1.52	-45.71	≤-18.49	PASS
11N20SISO	Ant1	Low	2412	-1.54	-33.28	≤-21.54	PASS
		High	2462	0.58	-48.63	≤-19.42	PASS
11AX20SISO	Ant1	Low	2412	1.23	-28.55	≤-18.77	PASS
		High	2462	3.19	-43.86	≤-16.81	PASS

Test Graphs

11B_Ant1_Low_2412

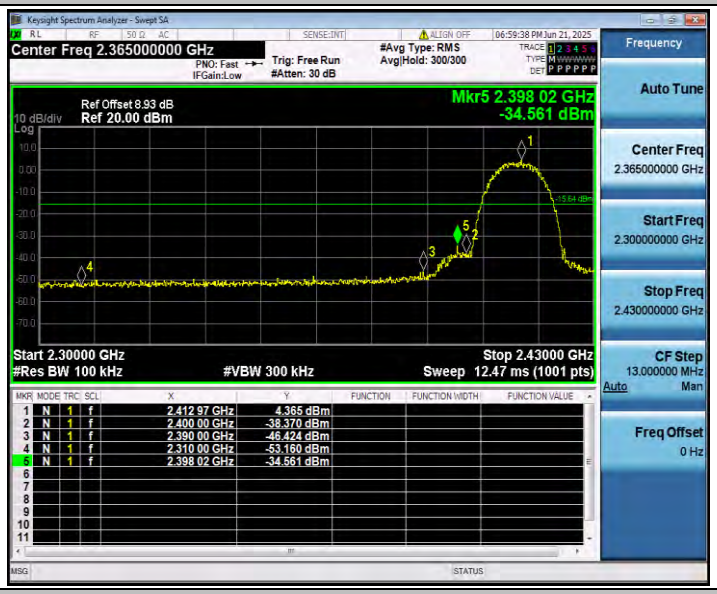

11B_Ant1_High_2462

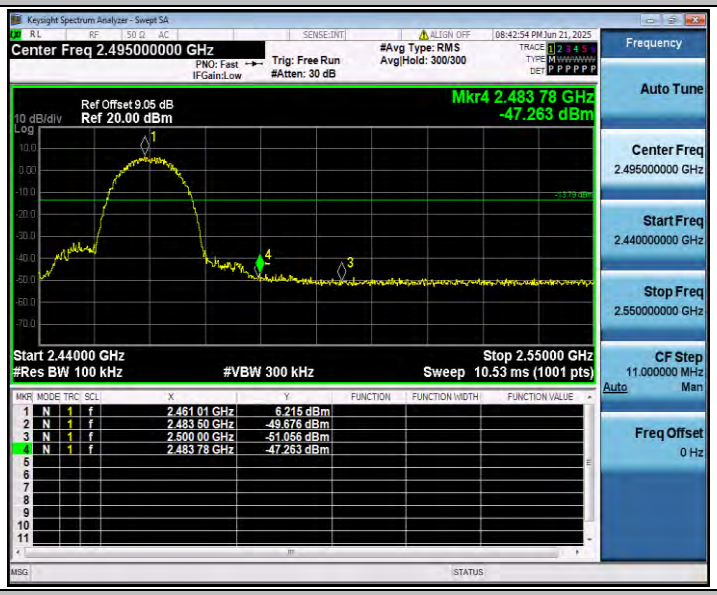

11G_Ant1_Low_2412

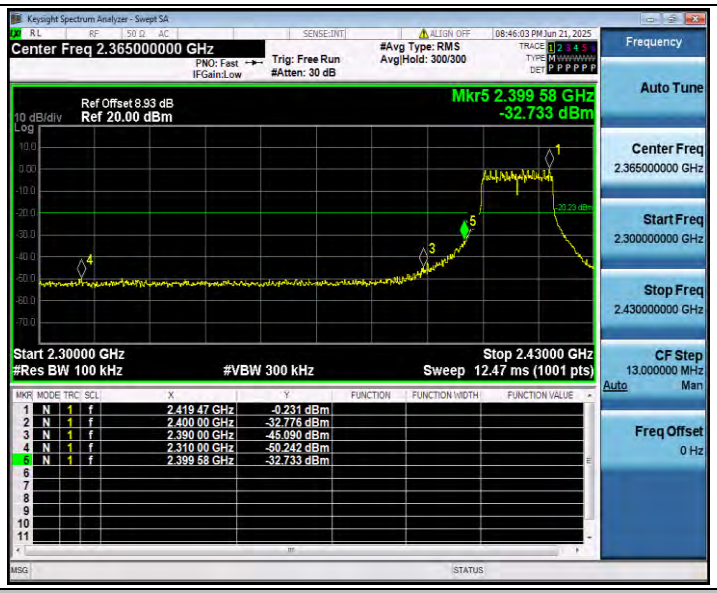

11G_Ant1_High_2462

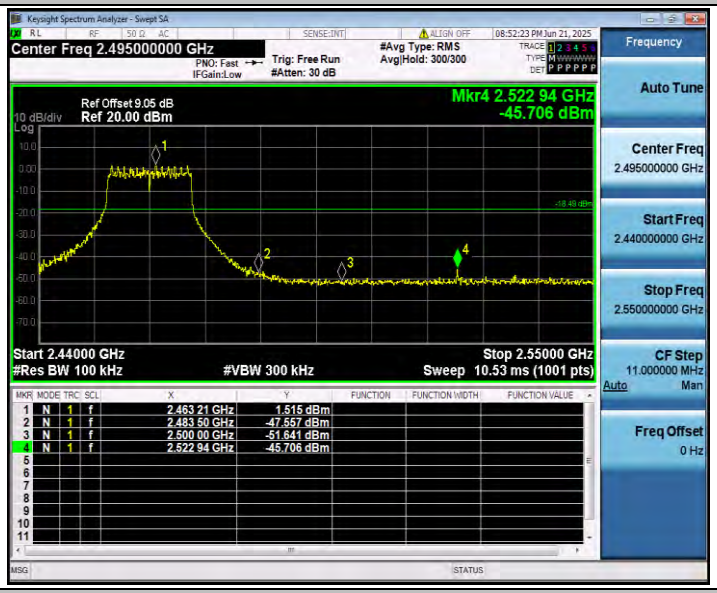

11N20SISO_Ant1_Low_2412

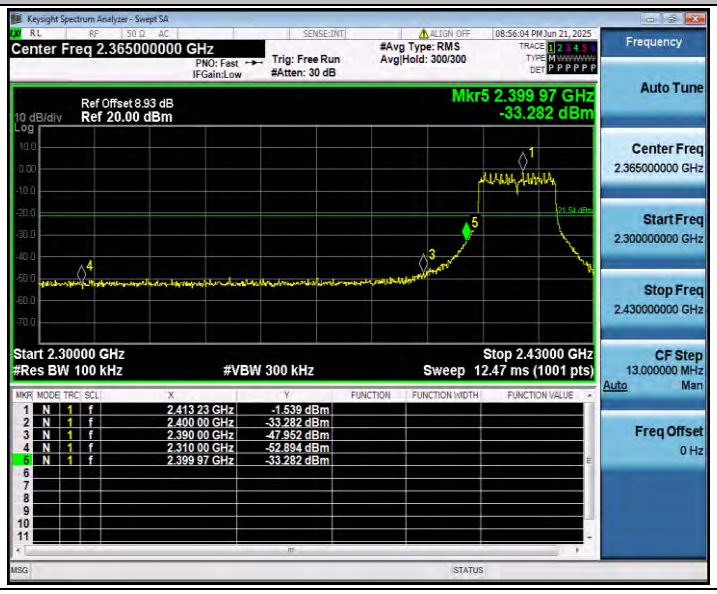

11N20SISO_Ant1_High_2462

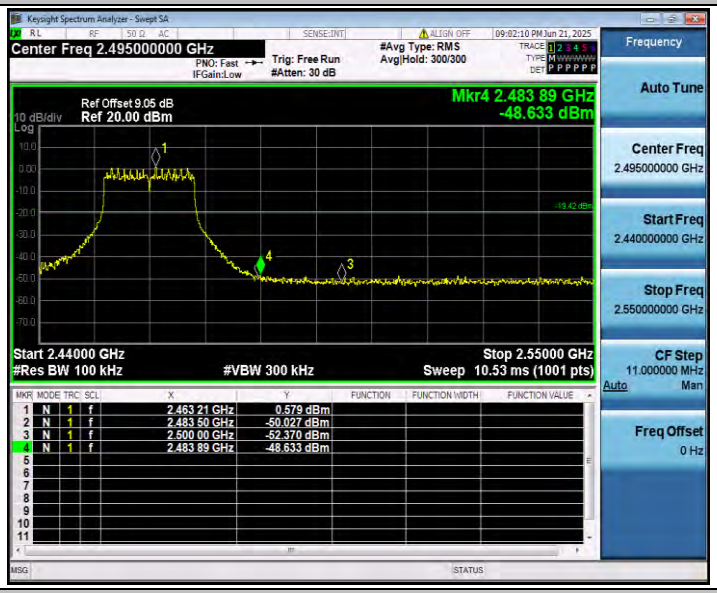

11AX20SISO_Ant1_Low_2412

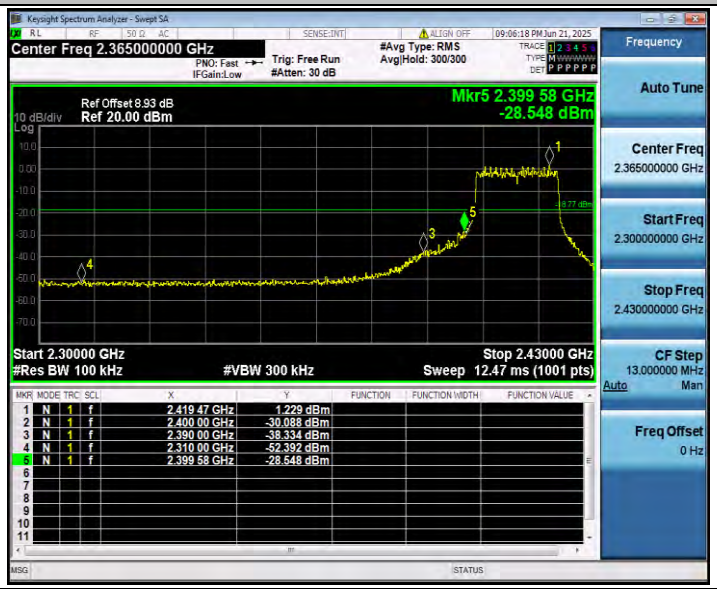

11AX20SISO_Ant1_High_2462

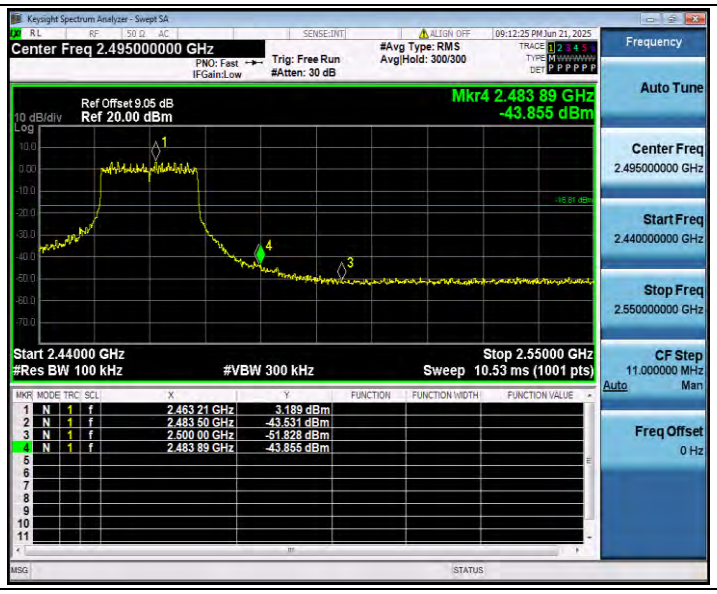
Keysight Spectrum Analyzer - Swept SA
Center Freq 2.495000000 GHz
PNO: Fast
IFGain:Low
Trig: Free Run
#Atten: 30 dB
#Avg Type: RMS
Avg|Hold: 300/300
09:12:25 PM Jun 21, 2025
Frequency
Auto Tune
Center Freq
2.495000000 GHz
Start Freq
2.440000000 GHz
Stop Freq
2.550000000 GHz
CF Step
11.000000 MHz
Auto
Man
Freq Offset
0 Hz
Ref Offset 9.05 dB
10 dB/div
Ref 20.00 dBm
Log
Mkr4 2.483 89 GHz
-43.855 dBm
Start 2.44000 GHz
#Res BW 100 kHz
#VBW 300 kHz
Stop 2.55000 GHz
Sweep 10.53 ms (1001 pts)
1 N 1 f 2.463 21 GHz 3.189 dBm
2 N 1 f 2.483 50 GHz -43.531 dBm
3 N 1 f 2.500 00 GHz -51.828 dBm
4 N 1 f 2.483 89 GHz -43.855 dBm

Appendix A.6: Conducted Spurious Emission

Test Result

TestMode	Antenna	Frequency[MHz]	FreqRange [Mhz]	RefLevel [dBm]	Result [dBm]	Limit [dBm]	Verdict
11B	Ant1	2412	Reference	3.45	3.45	---	PASS
			30~1000	3.45	-60.94	≤-16.55	PASS
			1000~26500	3.45	-42.01	≤-16.55	PASS
		2437	Reference	5.47	5.47	---	PASS
			30~1000	5.47	-60.34	≤-14.53	PASS
			1000~26500	5.47	-42.12	≤-14.53	PASS
		2462	Reference	5.40	5.40	---	PASS
			30~1000	5.40	-60.6	≤-14.6	PASS
			1000~26500	5.40	-41	≤-14.6	PASS
11G	Ant1	2412	Reference	-0.73	-0.73	---	PASS
			30~1000	-0.73	-60.58	≤-20.73	PASS
			1000~26500	-0.73	-45.03	≤-20.73	PASS
		2437	Reference	-0.05	-0.05	---	PASS
			30~1000	-0.05	-60.01	≤-20.05	PASS
			1000~26500	-0.05	-45.94	≤-20.05	PASS
		2462	Reference	0.88	0.88	---	PASS
			30~1000	0.88	-59.68	≤-19.12	PASS
			1000~26500	0.88	-46.38	≤-19.12	PASS
11N20SISO	Ant1	2412	Reference	-2.16	-2.16	---	PASS
			30~1000	-2.16	-60.05	≤-22.16	PASS
			1000~26500	-2.16	-45.19	≤-22.16	PASS
		2437	Reference	-0.69	-0.69	---	PASS
			30~1000	-0.69	-60.48	≤-20.69	PASS
			1000~26500	-0.69	-46	≤-20.69	PASS
		2462	Reference	0.39	0.39	---	PASS
			30~1000	0.39	-60.65	≤-19.61	PASS
			1000~26500	0.39	-46.41	≤-19.61	PASS
11AX20SISO	Ant1	2412	Reference	0.37	0.37	---	PASS
			30~1000	0.37	-59.27	≤-19.63	PASS
			1000~26500	0.37	-45.39	≤-19.63	PASS
		2437	Reference	2.27	2.27	---	PASS
			30~1000	2.27	-59.71	≤-17.73	PASS
			1000~26500	2.27	-46.82	≤-17.73	PASS
		2462	Reference	2.82	2.82	---	PASS
			30~1000	2.82	-60.39	≤-17.18	PASS
			1000~26500	2.82	-46.64	≤-17.18	PASS

Test Graphs

11B_Ant1_2412_0~Reference

11B_Ant1_2412_30~1000

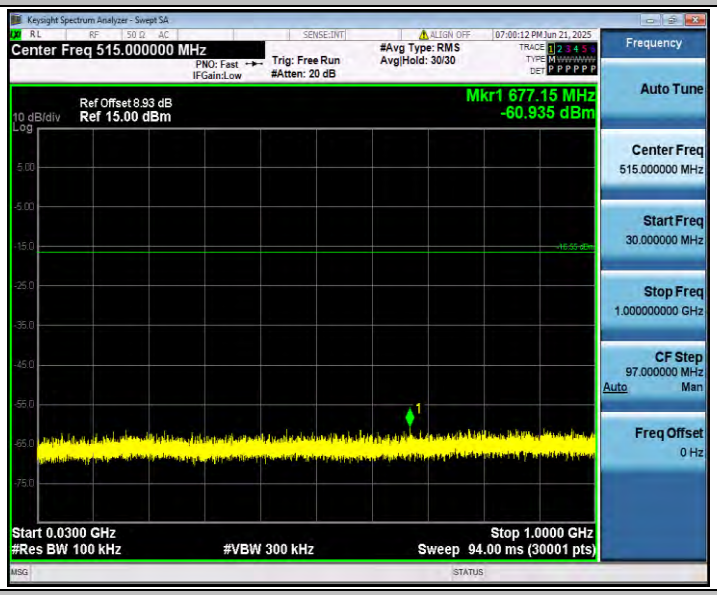

11B_Ant1_2412_1000~26500

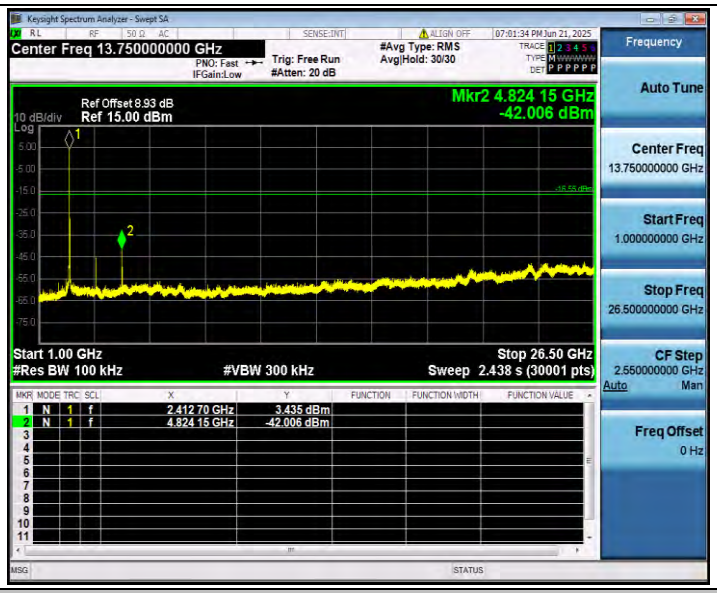

11B_Ant1_2437_0~Reference

11B_Ant1_2437_30~1000

11B_Ant1_2437_1000~26500

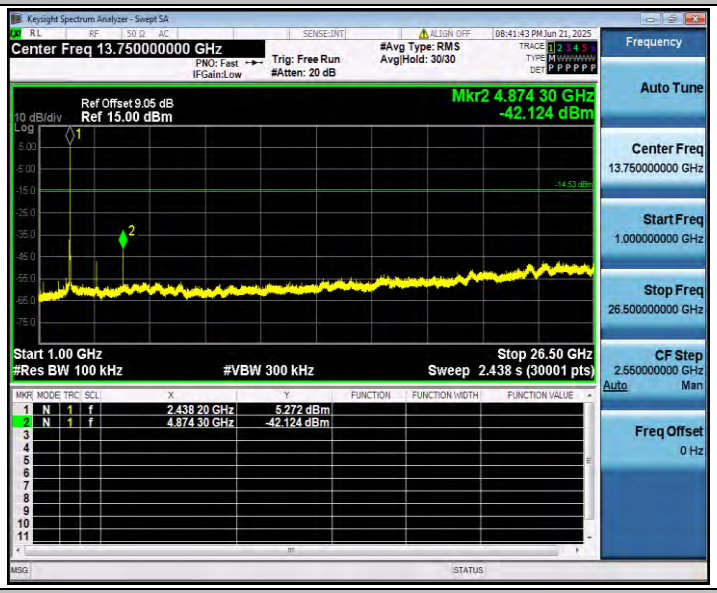

11B_Ant1_2462_0~Reference

11B_Ant1_2462_30~1000

11B_Ant1_2462_1000~26500

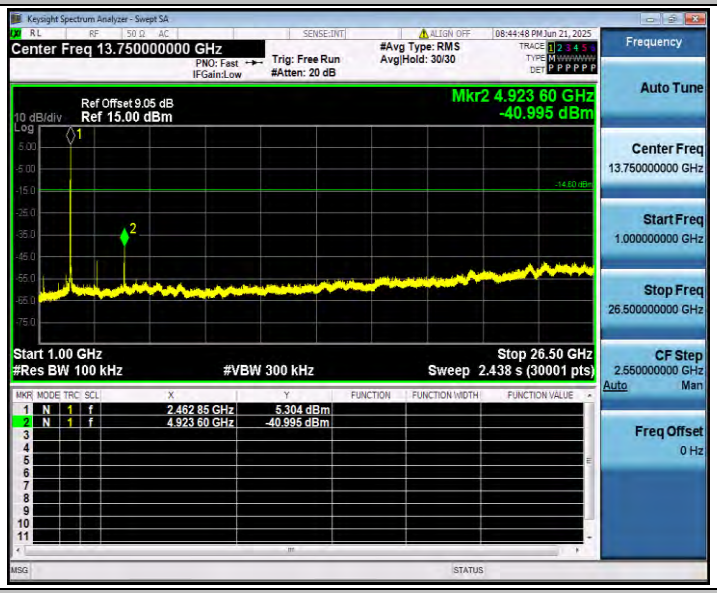

11G_Ant1_2412_0~Reference

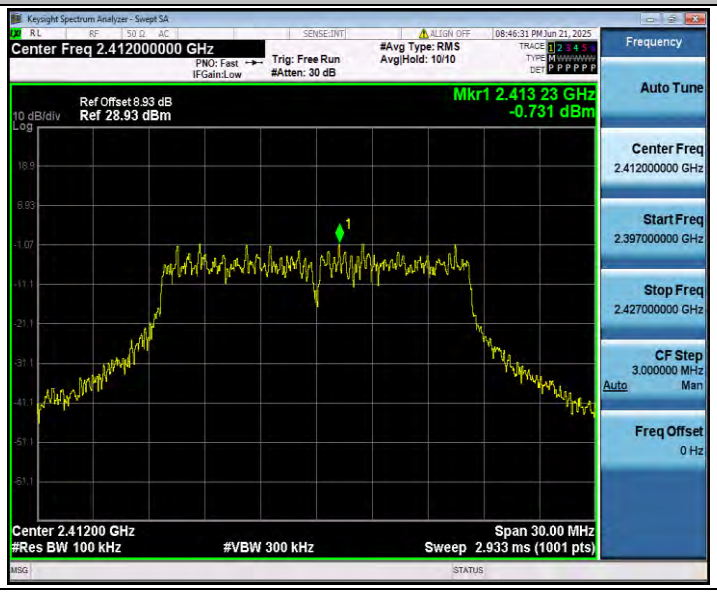

11G_Ant1_2412_30~1000

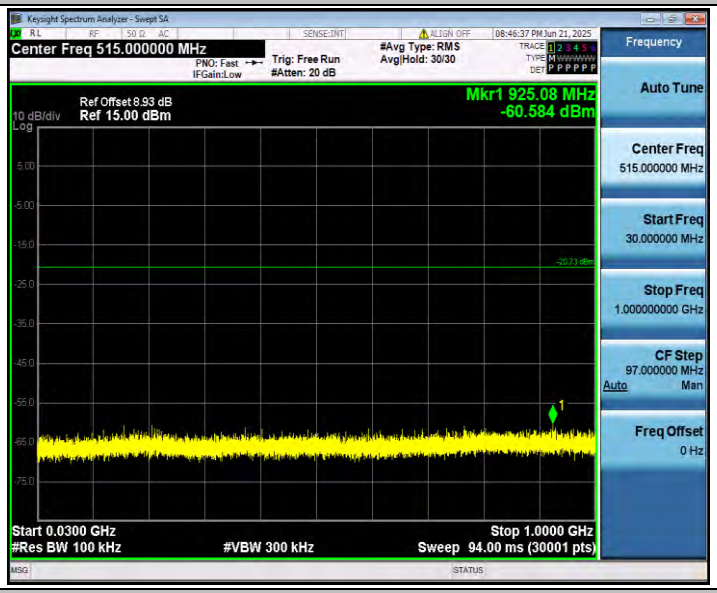

11G_Ant1_2412_1000~26500

11G_Ant1_2437_0~Reference

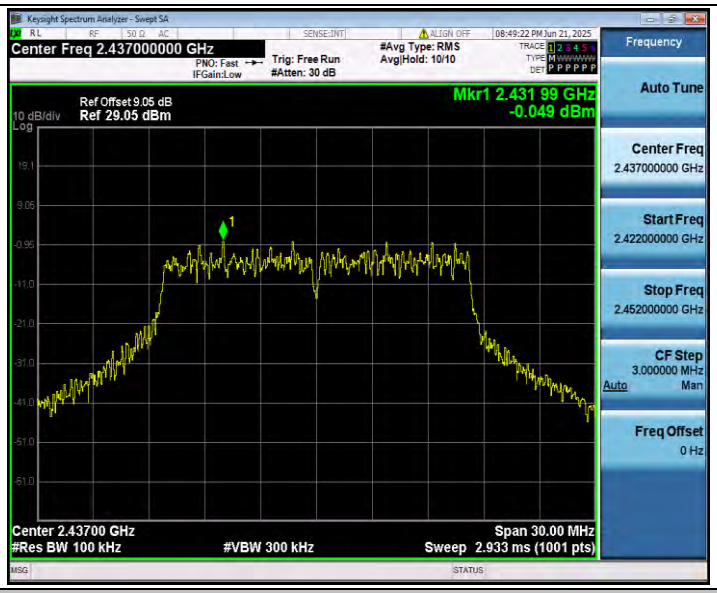

11G_Ant1_2437_30~1000

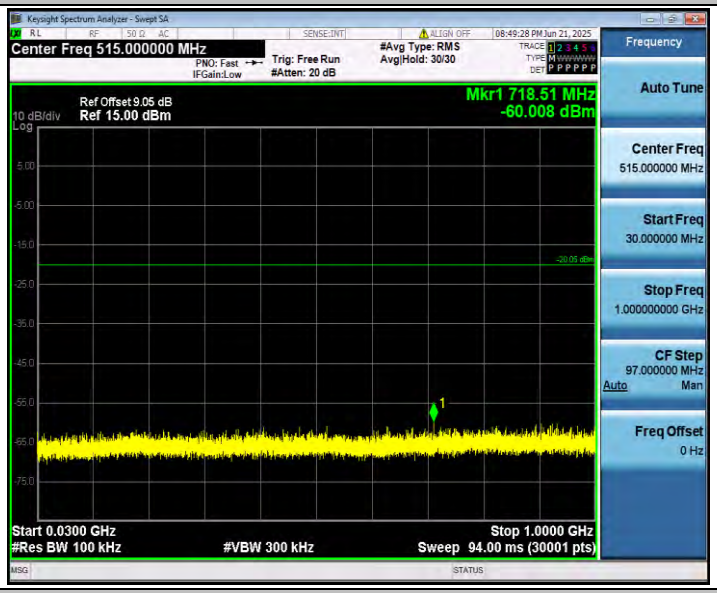

11G_Ant1_2437_1000~26500

11G_Ant1_2462_0~Reference

11G_Ant1_2462_30~1000

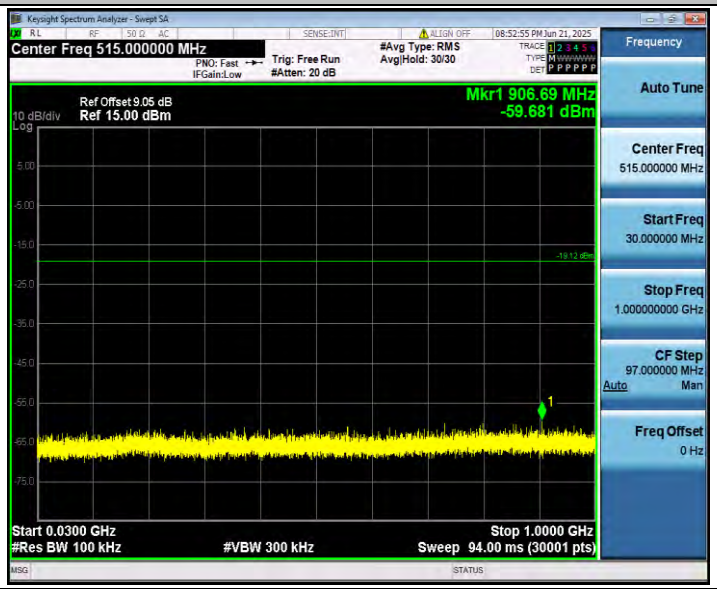

11G_Ant1_2462_1000~26500

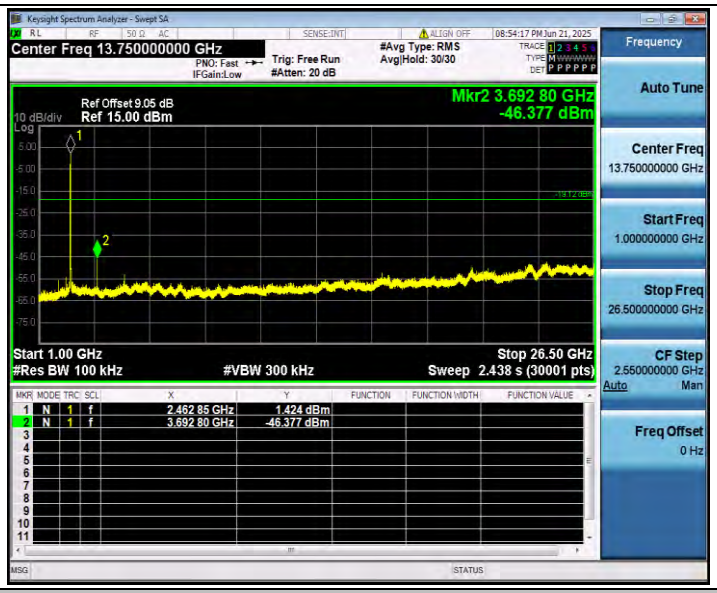

11N20SISO_Ant1_2412_0~Reference

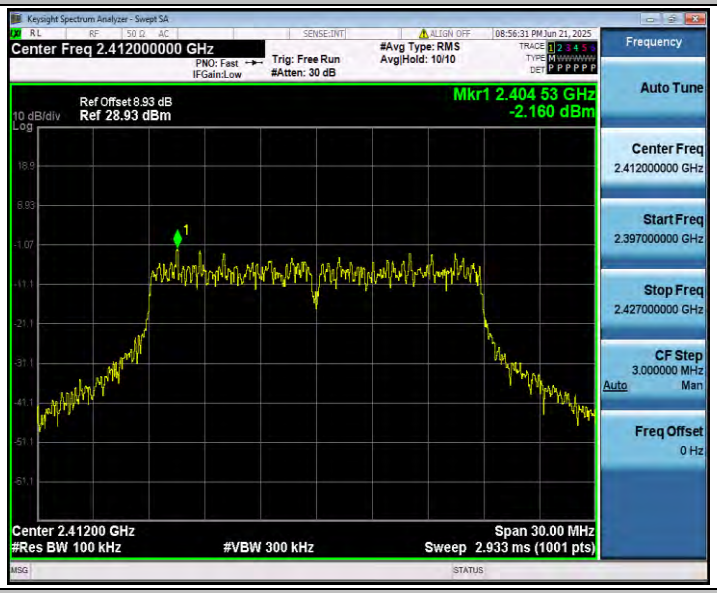

11N20SISO_Ant1_2412_30~1000

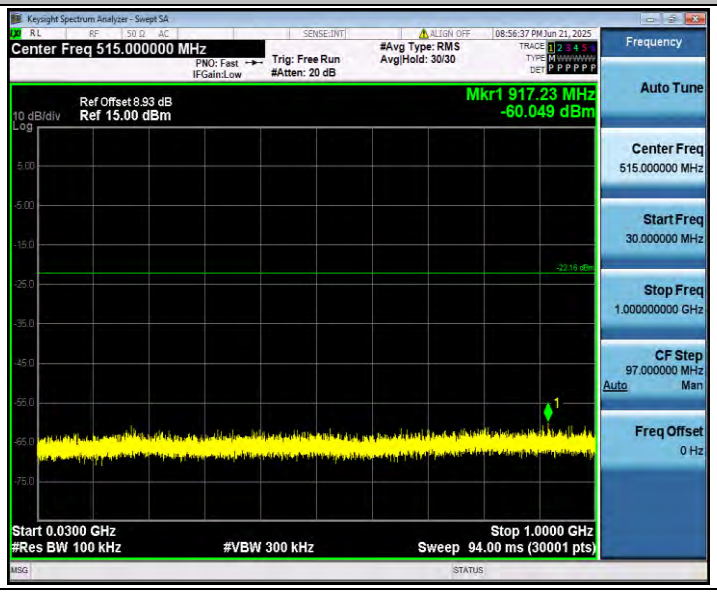

11N20SISO_Ant1_2412_1000~26500

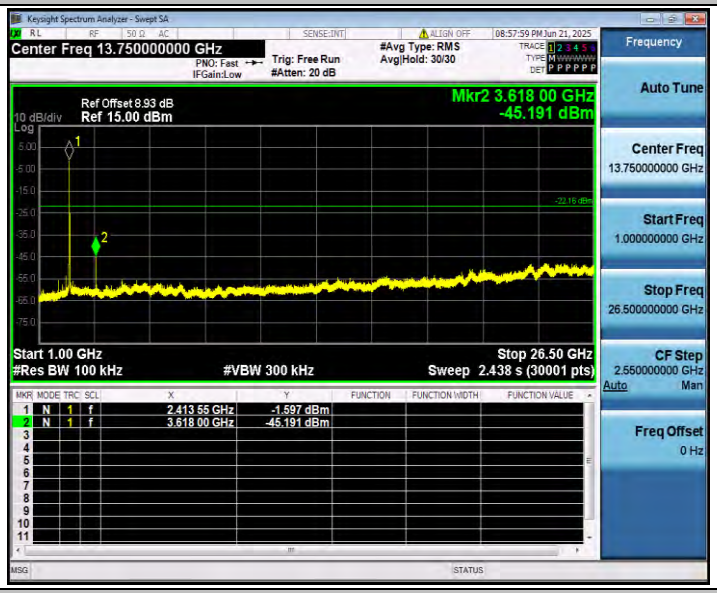

11N20SISO_Ant1_2437_0~Reference

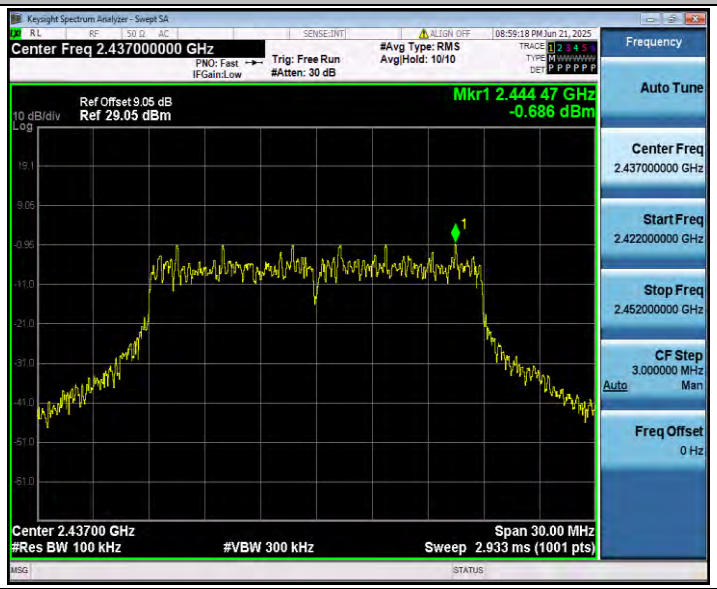

11N20SISO_Ant1_2437_30~1000

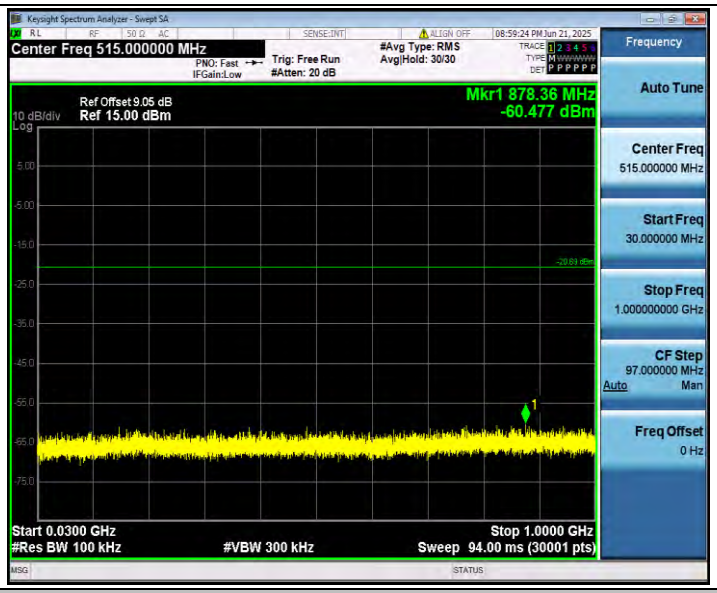

11N20SISO_Ant1_2437_1000~26500

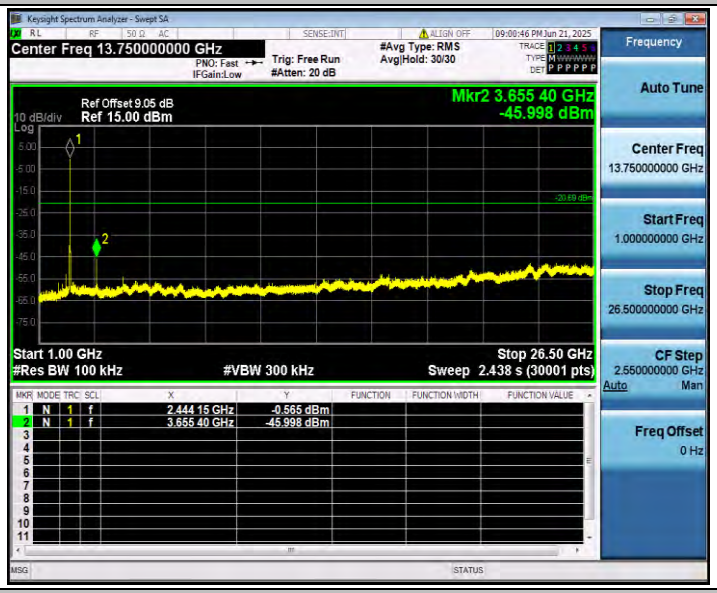

11N20SISO_Ant1_2462_0~Reference

11N20SISO_Ant1_2462_30~1000

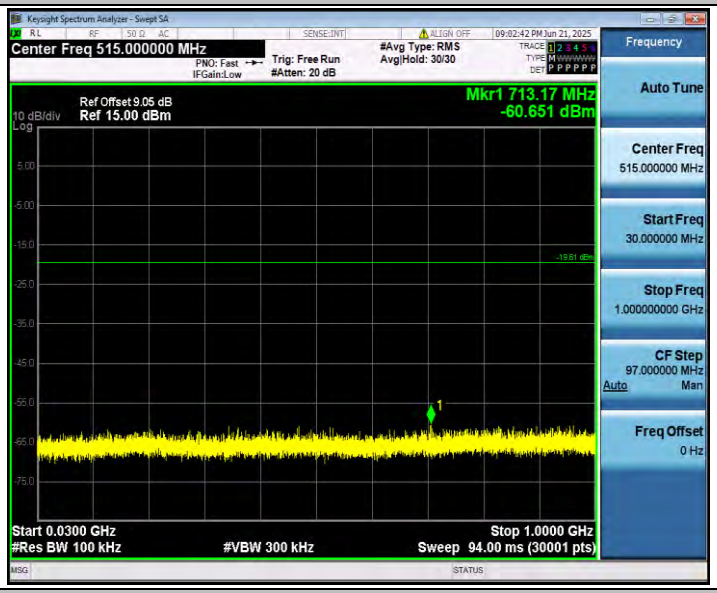

11N20SISO_Ant1_2462_1000~26500

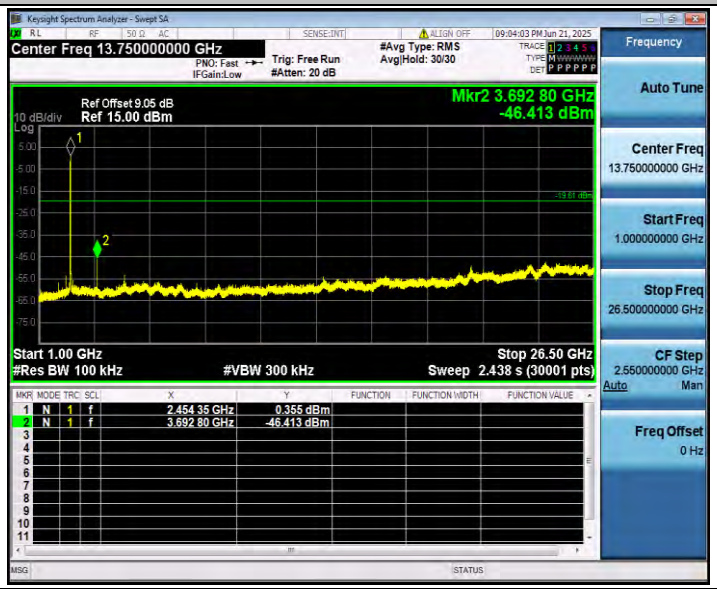

11AX20SISO_Ant1_2412_0~Reference

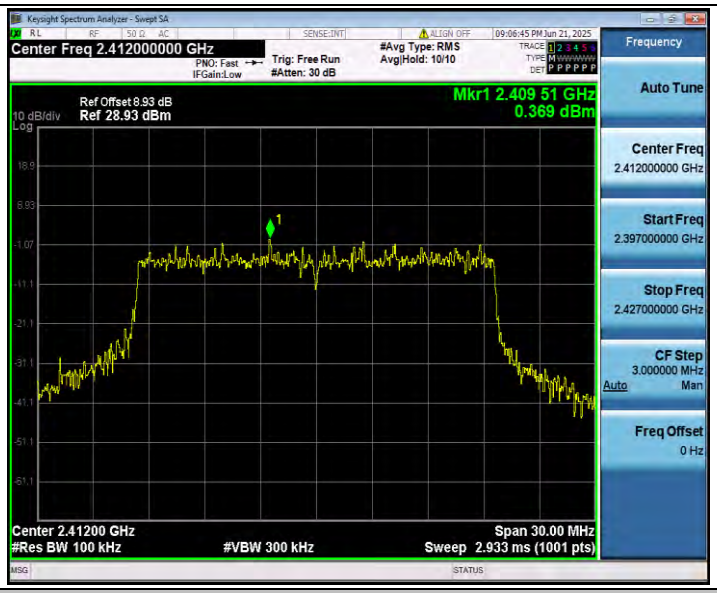

11AX20SISO_Ant1_2412_30~1000

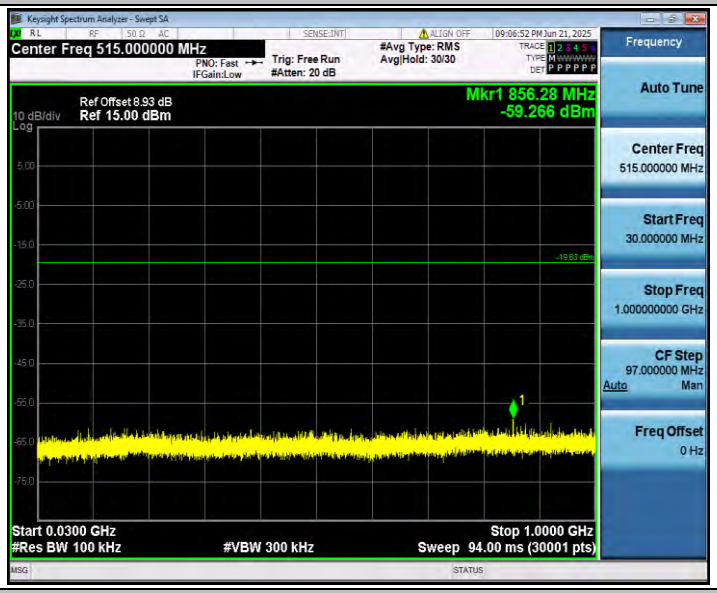

11AX20SISO_Ant1_2412_1000~26500

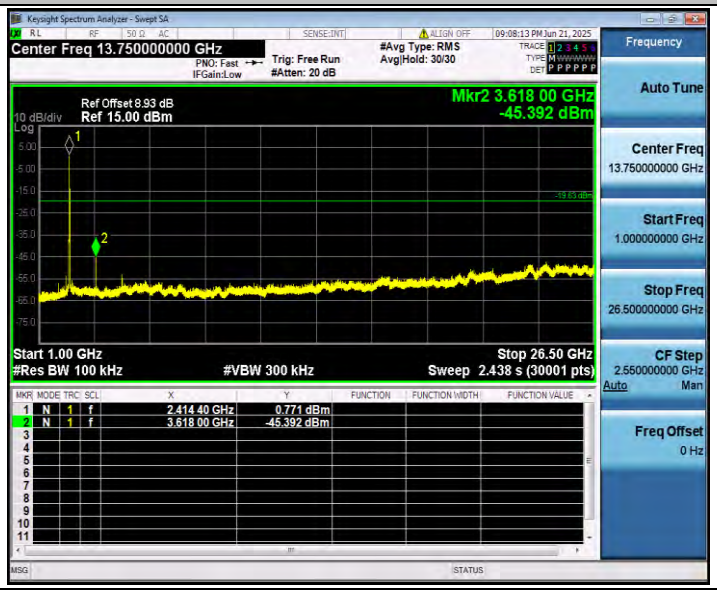

11AX20SISO_Ant1_2437_0~Reference

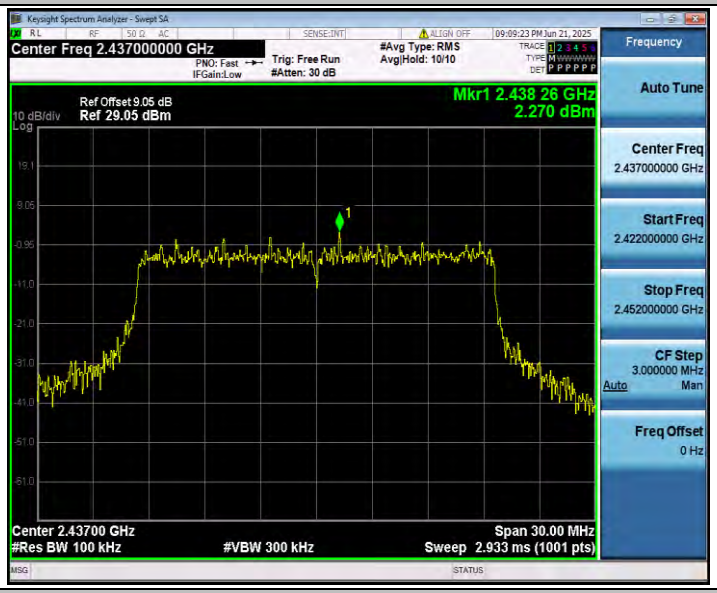

11AX20SISO_Ant1_2437_30~1000

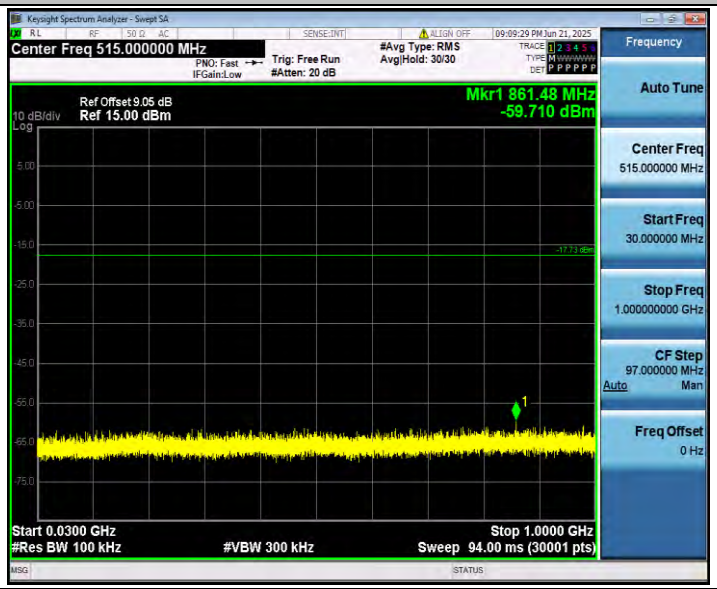

11AX20SISO_Ant1_2437_1000~26500

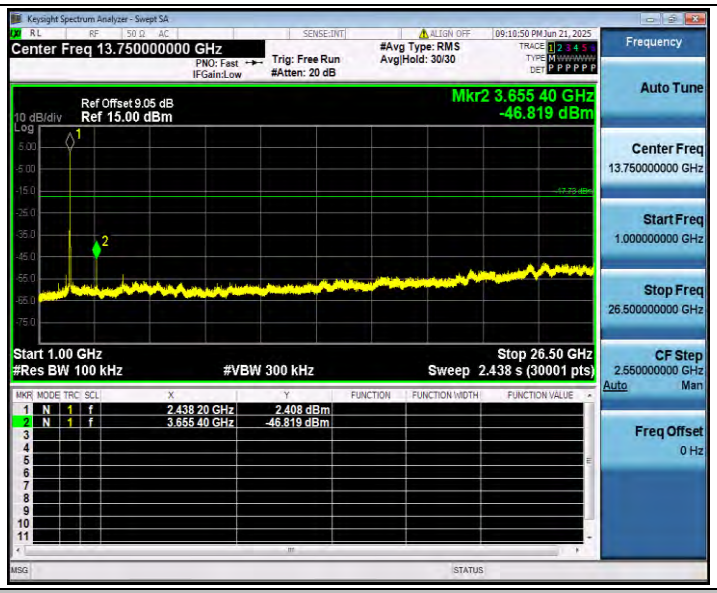

11AX20SISO_Ant1_2462_0~Reference

11AX20SISO_Ant1_2462_30~1000

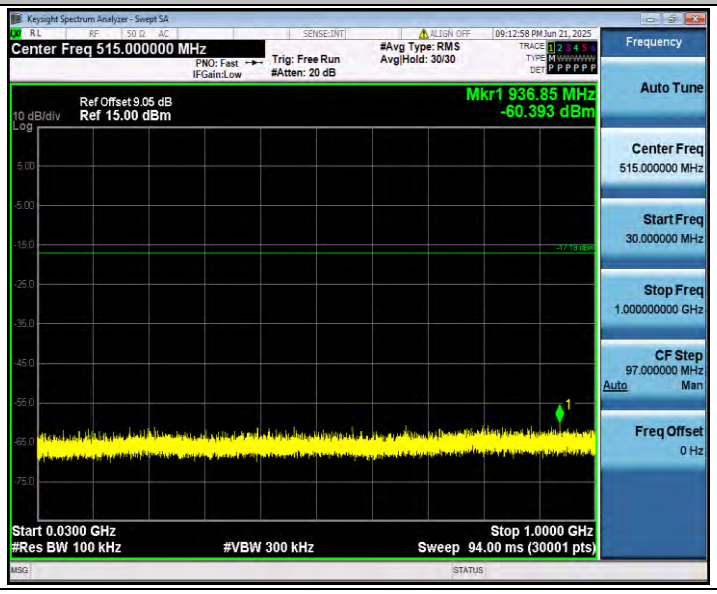

11AX20SISO_Ant1_2462_1000~26500
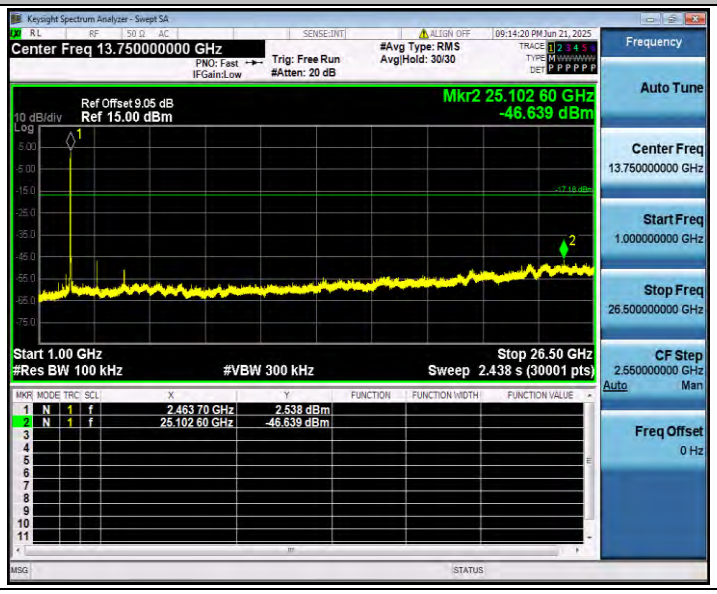

Appendix A.7: Duty Cycle

Test Result

TestMode	Antenna	Frequency[MHz]	Transmission Duration [ms]	Transmission Period [ms]	Duty Cycle [%]	Duty Cycle Factor[dB]	1/T Factor[KHz]
11B	Ant1	2412	1.64	1.67	98.20	0.08	0.61
		2437	1.64	1.67	98.20	0.08	0.61
		2462	1.64	1.67	98.20	0.08	0.61
11G	Ant1	2412	3.60	3.77	95.49	0.20	0.28
		2437	3.60	3.77	95.49	0.20	0.28
		2462	3.60	3.77	95.49	0.20	0.28
11N20SISO	Ant1	2412	1.84	1.95	94.36	0.25	0.54
		2437	1.84	1.94	94.85	0.23	0.54
		2462	1.84	1.94	94.85	0.23	0.54
11AX20SISO	Ant1	2412	0.51	0.54	94.44	0.25	1.96
		2437	0.51	0.54	94.44	0.25	1.96
		2462	0.51	0.54	94.44	0.25	1.96

Test Graphs

11B_Ant1_2412

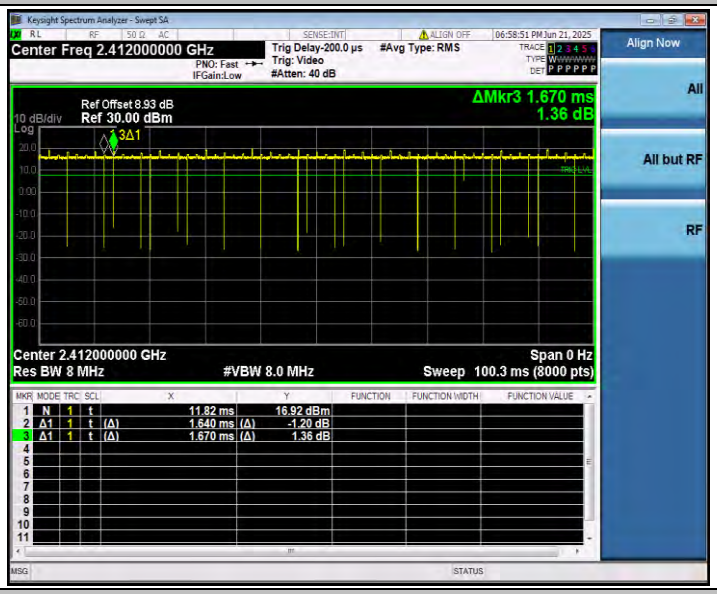

11B_Ant1_2437

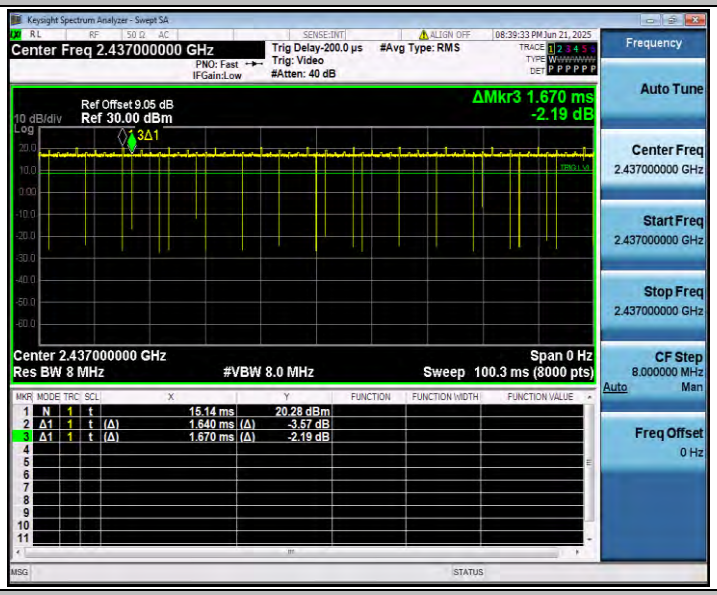

11B_Ant1_2462

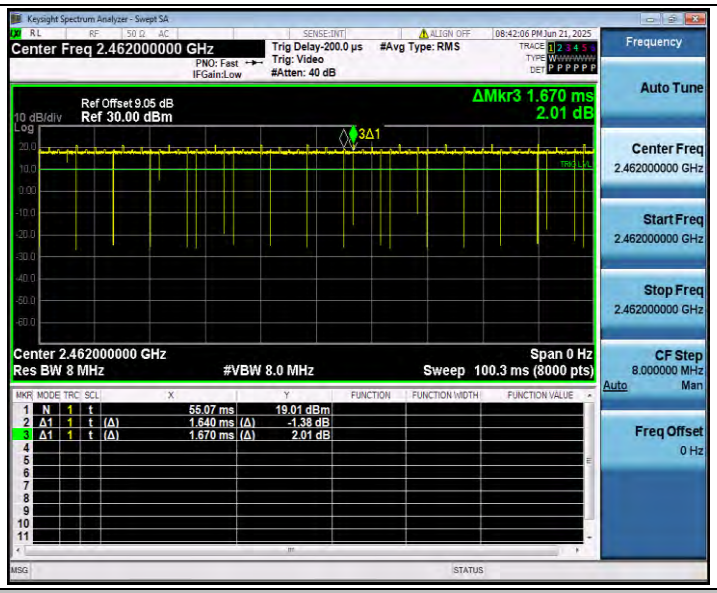

11G_Ant1_2412

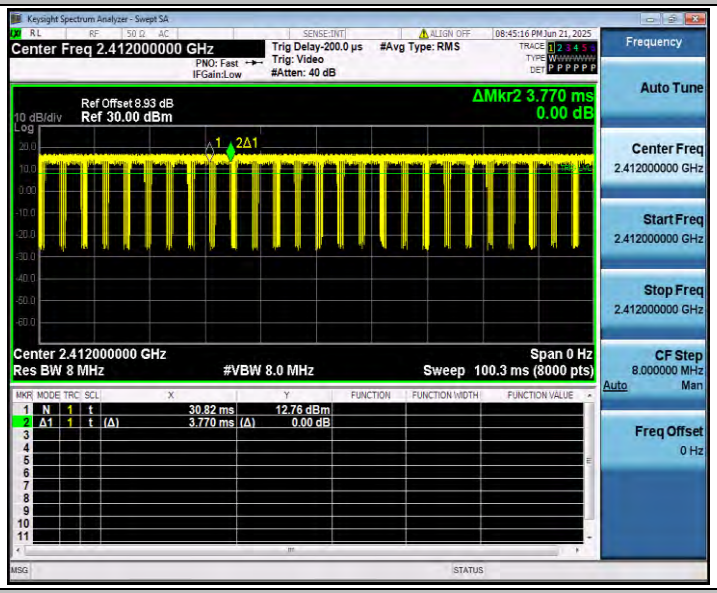

11G_Ant1_2437

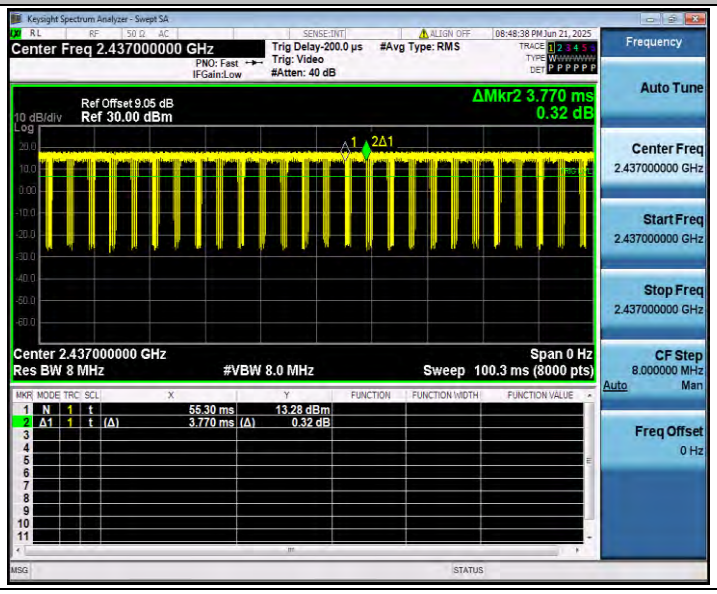

11G_Ant1_2462

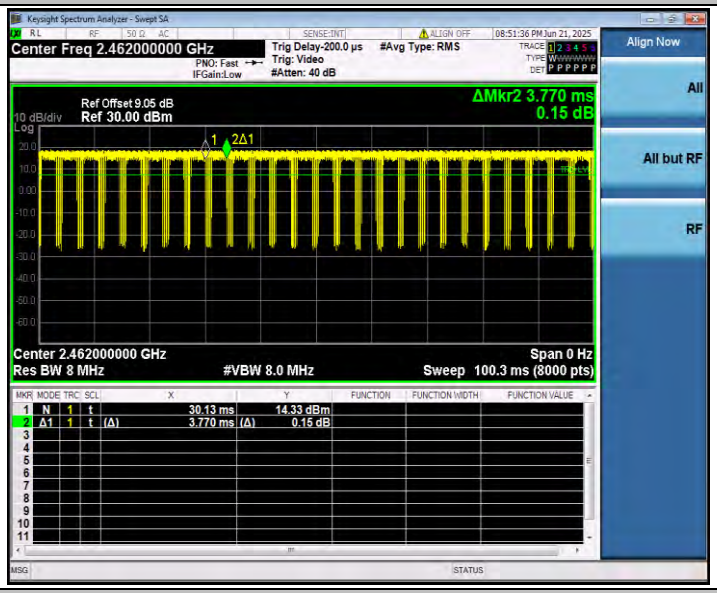

11N20SISO_Ant1_2412

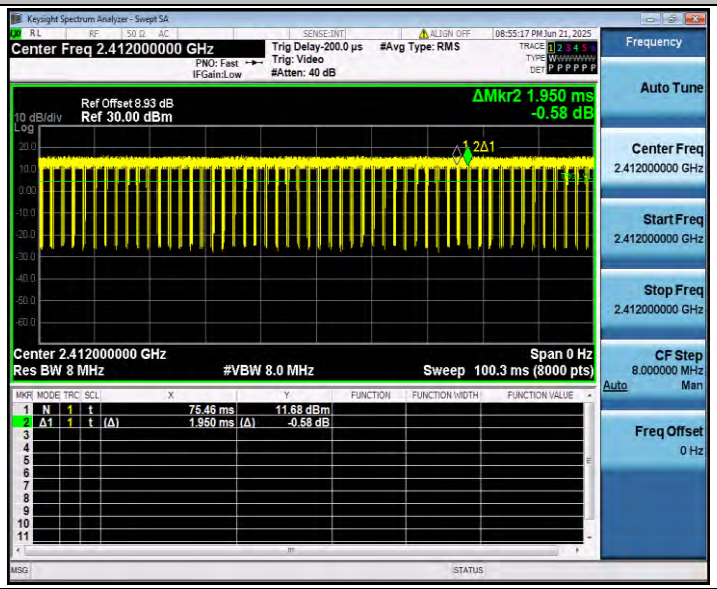

11N20SISO_Ant1_2437

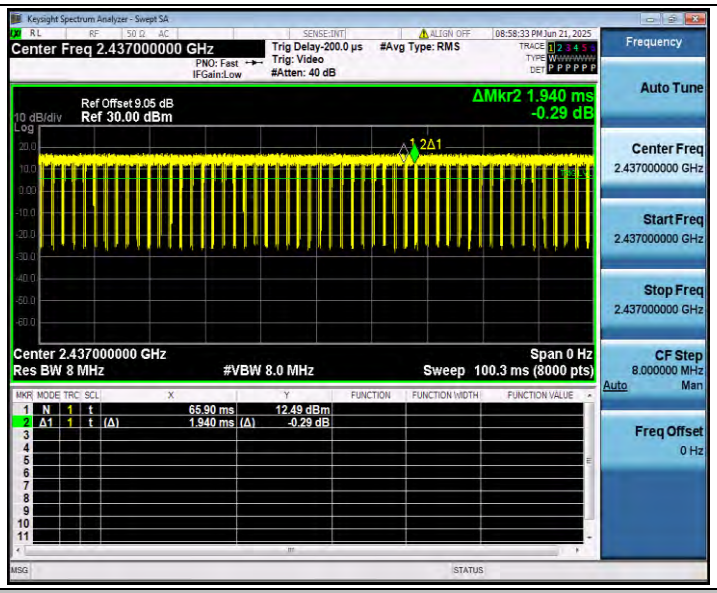

11N20SISO_Ant1_2462

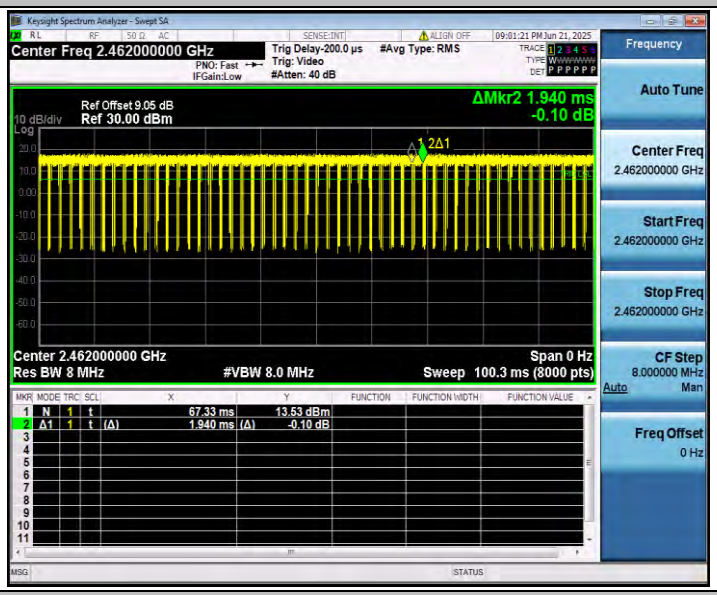

11AX20SISO_Ant1_2412

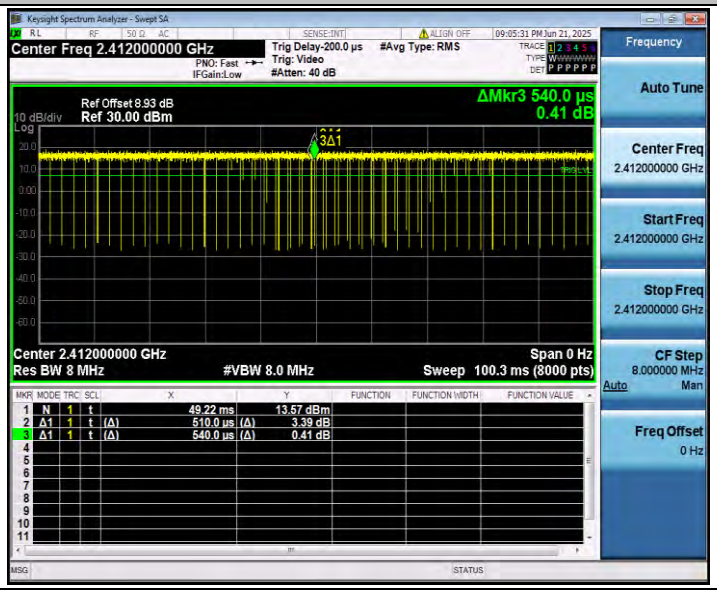

11AX20SISO_Ant1_2437
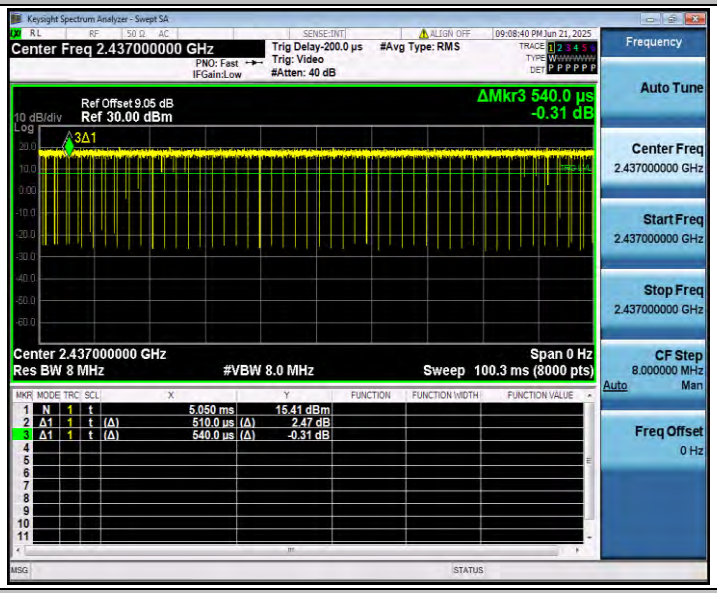

11AX20SISO_Ant1_2462
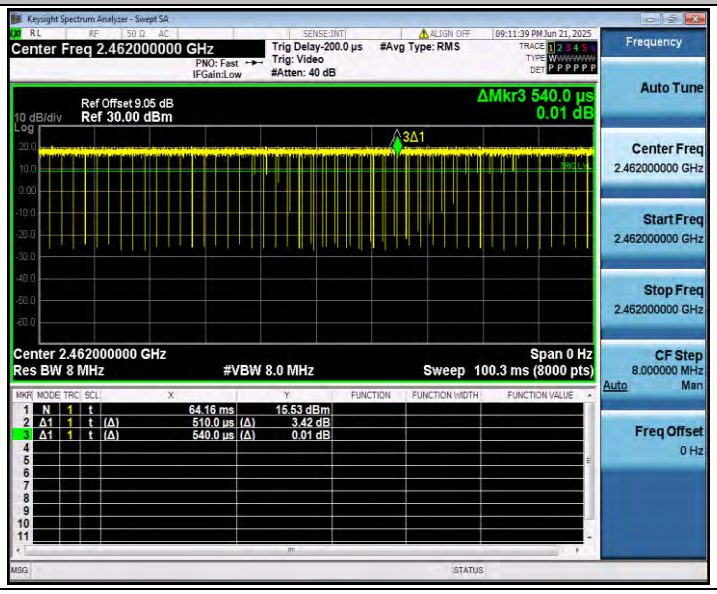

Appendix A.8: Emissions in Restricted Bands

Test Result

TestMode	Antenna	ChName	Frequency[MHz]	Detector	Freq [MHz]	Result [dBm]	Limit [dBm]	Result [dBuV/m]	Limit [dBuV/m]	Verdict
11B	Ant1	Low	2412	AV	2310.000	-49.17	≤-41.20	46.03	≤54	PASS
				AV	2389.960	-46.09	≤-41.20	49.11	≤54	PASS
				AV	2390.000	-46.09	≤-41.20	49.11	≤54	PASS
				Peak	2310.000	-43.78	≤-21.20	51.42	≤74	PASS
				Peak	2388.270	-39.4	≤-21.20	55.80	≤74	PASS
				Peak	2390.000	-44.1	≤-21.20	51.10	≤74	PASS
		High	2462	AV	2483.500	-45.89	≤-41.20	49.31	≤54	PASS
				AV	2483.560	-45.9	≤-41.20	49.30	≤54	PASS
				AV	2500.000	-47.98	≤-41.20	47.22	≤54	PASS
				Peak	2483.500	-40.53	≤-21.20	54.67	≤74	PASS
				Peak	2485.540	-39.09	≤-21.20	56.11	≤74	PASS
				Peak	2500.000	-44.86	≤-21.20	50.34	≤74	PASS
11G	Ant1	Low	2412	AV	2310.000	-49.37	≤-41.20	45.83	≤54	PASS
				AV	2389.960	-44.84	≤-41.20	50.36	≤54	PASS
				AV	2390.000	-44.84	≤-41.20	50.36	≤54	PASS
				Peak	2310.000	-45.55	≤-21.20	49.65	≤74	PASS
				Peak	2389.830	-38.99	≤-21.20	56.21	≤74	PASS
				Peak	2390.000	-39.69	≤-21.20	55.51	≤74	PASS
		High	2462	AV	2483.500	-45.08	≤-41.20	50.12	≤54	PASS
				AV	2483.560	-45.18	≤-41.20	50.02	≤54	PASS
				AV	2500.000	-48.51	≤-41.20	46.69	≤54	PASS
				Peak	2483.500	-46.73	≤-21.20	48.47	≤74	PASS
				Peak	2492.140	-38.81	≤-21.20	56.39	≤74	PASS
				Peak	2500.000	-45.33	≤-21.20	49.87	≤74	PASS
11N20SISO	Ant1	Low	2412	AV	2310.000	-49.38	≤-41.20	45.82	≤54	PASS
				AV	2389.960	-45.45	≤-41.20	49.75	≤54	PASS
				AV	2390.000	-45.45	≤-41.20	49.75	≤54	PASS
				Peak	2310.000	-45.39	≤-21.20	49.81	≤74	PASS
				Peak	2389.310	-36.65	≤-21.20	58.55	≤74	PASS
				Peak	2390.000	-44.75	≤-21.20	50.45	≤74	PASS
		High	2462	AV	2483.500	-46.18	≤-41.20	49.02	≤54	PASS
				AV	2483.560	-46.25	≤-41.20	48.95	≤54	PASS
				AV	2500.000	-48.53	≤-41.20	46.67	≤54	PASS
				Peak	2483.500	-43.57	≤-21.20	51.63	≤74	PASS
				Peak	2485.430	-38.2	≤-21.20	57.00	≤74	PASS
				Peak	2500.000	-47.07	≤-21.20	48.13	≤74	PASS

11AX20SISO	Ant1	Low	2412	AV	2310.000	-49.47	≤-41.20	45.73	≤54	PASS
				AV	2389.960	-43.33	≤-41.20	51.87	≤54	PASS
				AV	2390.000	-43.34	≤-41.20	51.86	≤54	PASS
				Peak	2310.000	-50.7	≤-21.20	44.50	≤74	PASS
				Peak	2389.050	-34.04	≤-21.20	61.16	≤74	PASS
				Peak	2390.000	-40.24	≤-21.20	54.96	≤74	PASS
		High	2462	AV	2483.500	-42.02	≤-41.20	53.18	≤54	PASS
				AV	2483.560	-42.11	≤-41.20	53.09	≤54	PASS
				AV	2500.000	-48.25	≤-41.20	46.95	≤54	PASS
				Peak	2483.500	-43.29	≤-21.20	51.91	≤74	PASS
				Peak	2484.660	-30.36	≤-21.20	64.84	≤74	PASS
				Peak	2500.000	-50.96	≤-21.20	44.24	≤74	PASS

Note：

1. The Antenna Gain is compensated in the graph.
2. The Duty Cycle Factor and RBW Factor is compensated in the graph.
3. The limit in dBm for average detector is conversion from 54dBuV/m, according to 15.209(a). The limit in dBm for peak detector is 20dB above the limit of average detector in dBm.

Test Graphs

11B_Ant1_Low_2412_AV

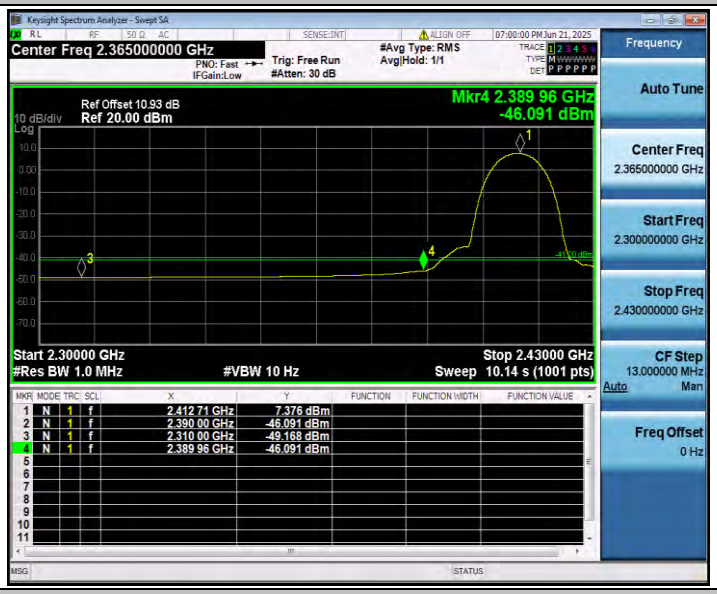

11B_Ant1_Low_2412_Peak

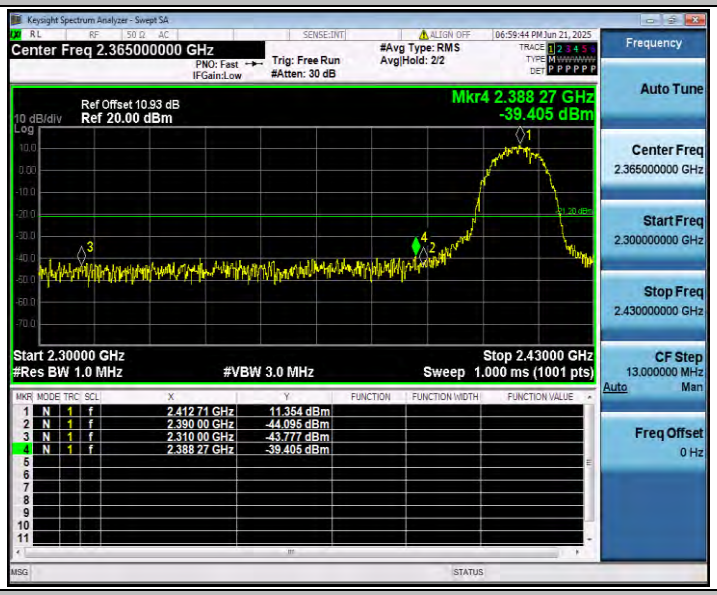

11B_Ant1_High_2462_AV

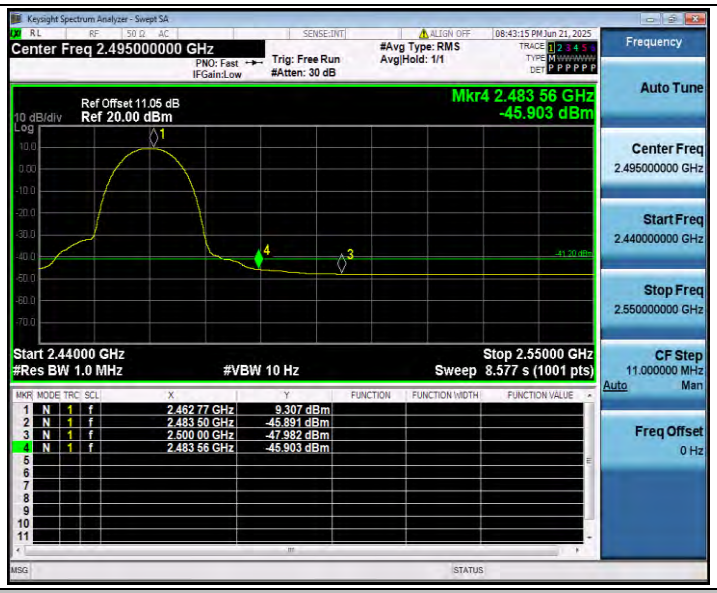

11B_Ant1_High_2462_Peak

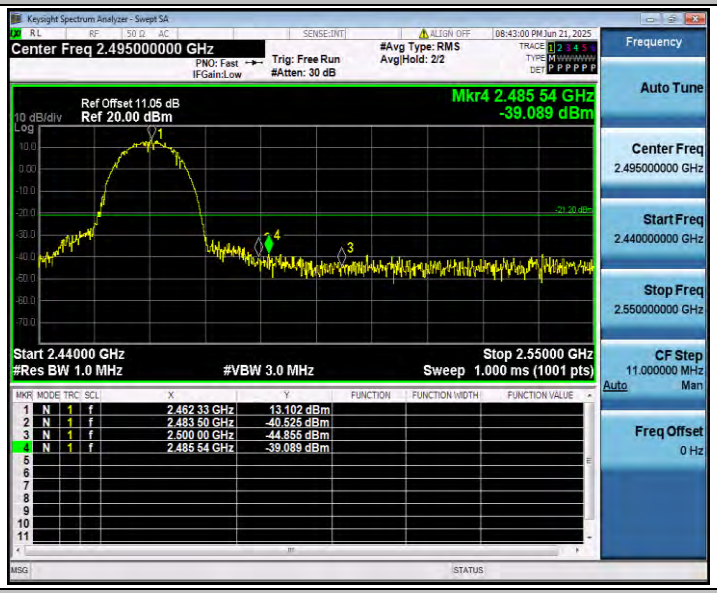

11G_Ant1_Low_2412_AV

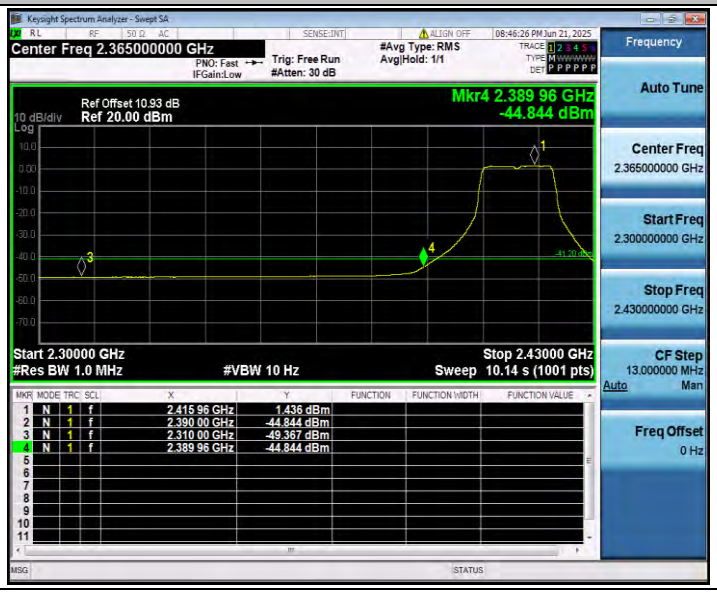

11G_Ant1_Low_2412_Peak

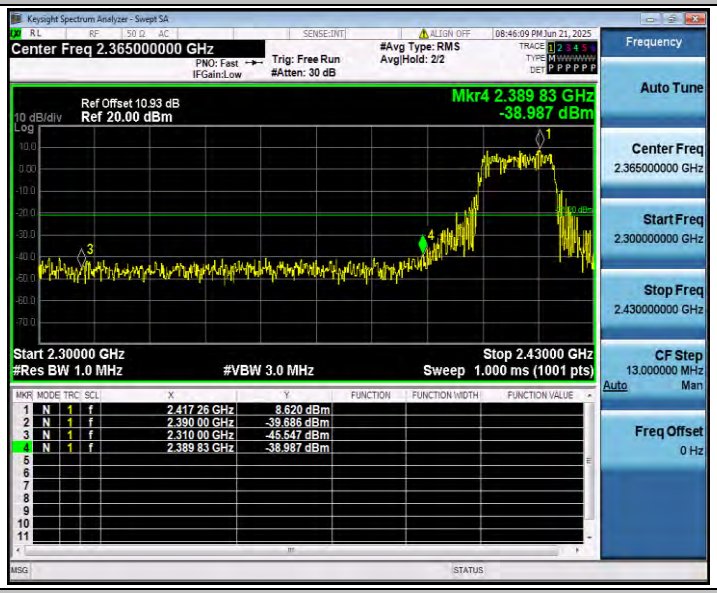

11G_Ant1_High_2462_AV

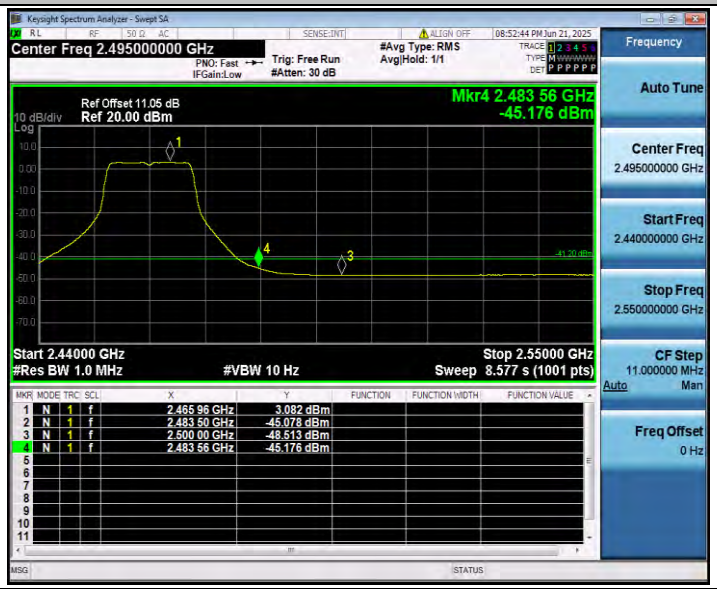

11G_Ant1_High_2462_Peak

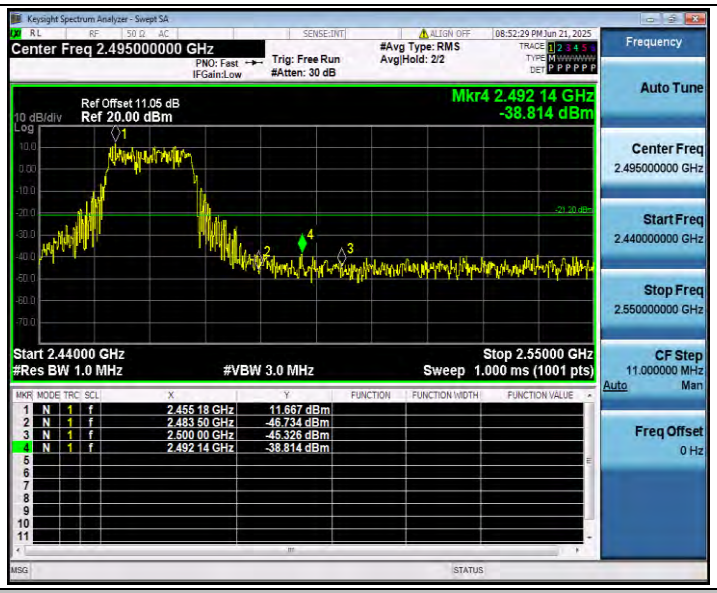

11N20SISO_Ant1_Low_2412_AV

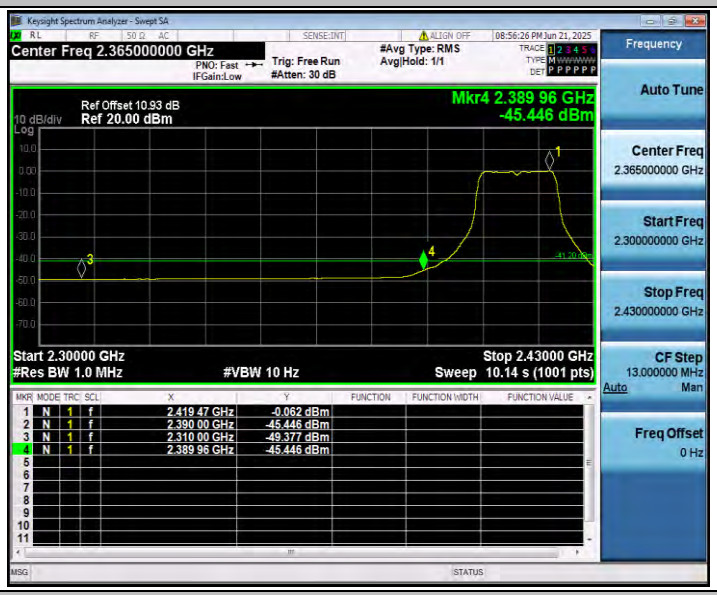

11N20SISO_Ant1_Low_2412_Peak

11N20SISO_Ant1_High_2462_AV

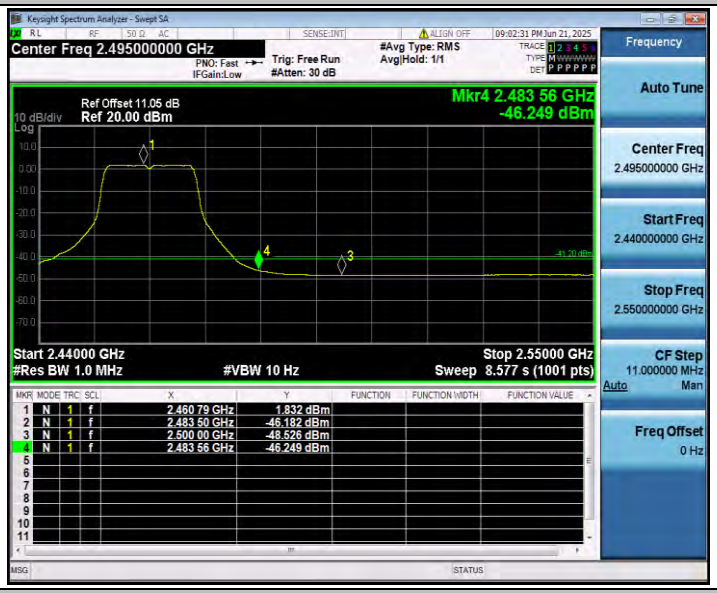

11N20SISO_Ant1_High_2462_Peak

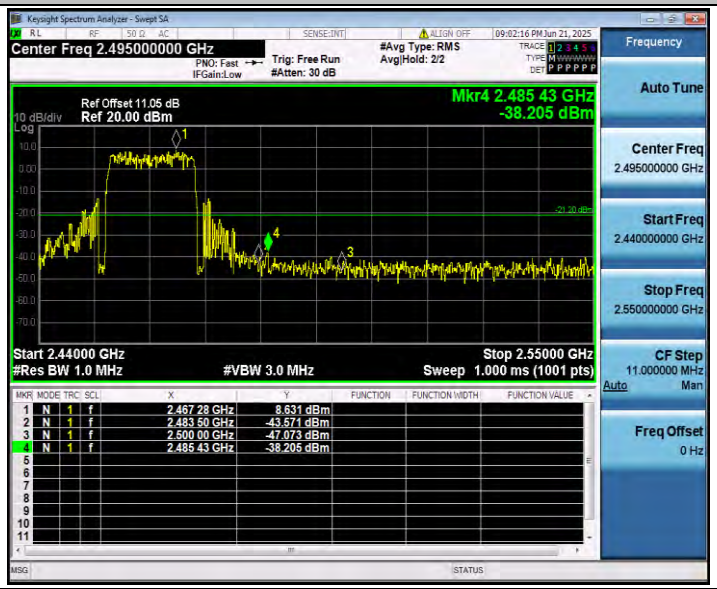

11AX20SISO_Ant1_Low_2412_AV

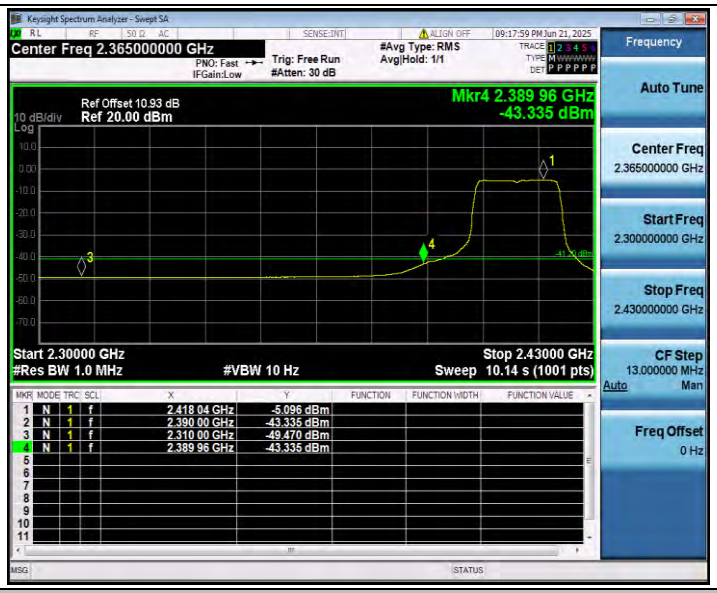

11AX20SISO_Ant1_Low_2412_Peak

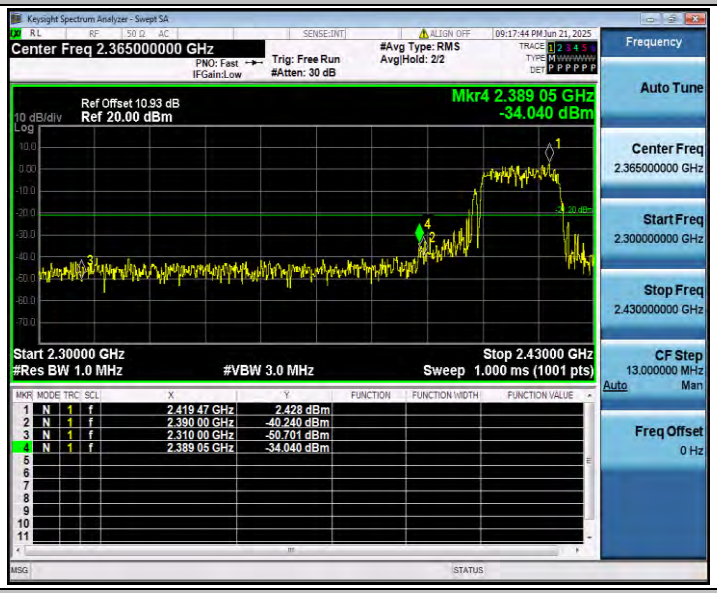

11AX20SISO_Ant1_High_2462_AV

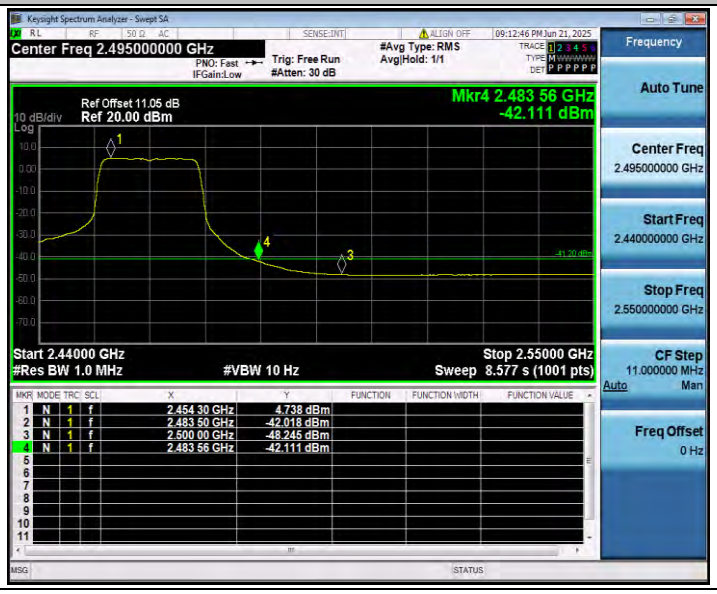

11AX20SISO_Ant1_High_2462_Peak