Appendix I BLE Test Data
Applicant: Shenzhen Chuangbo Da Technology Co., Ltd.
Report No: DLE-250618002R
EUT: Finder Tag
M/N: F18B
Standard:FCC Part15 Subpart C, Section 15.247
Test Power Supply: DC 3V
Ambient Condition: 24.7 ℃, 52 %RH, 101.325 kPa
Test Date: 2025.06.16 **Test Engineer:** Ken Tan

Appendix A: DTS Bandwidth

Test Result

TestMode	Antenna	Channel	DTS BW [MHz]	FL[MHz]	FH[MHz]	Limit[MHz]	Verdict
BLE_2M	Ant1	2402	1.164	2401.408	2402.572	0.5	PASS
		2440	1.168	2439.408	2440.576	0.5	PASS
		2480	1.168	2479.404	2480.572	0.5	PASS

Test Graphs

BLE_2M_Ant1_2402

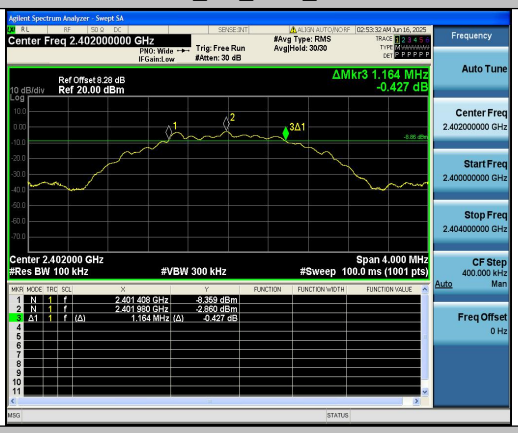

BLE_2M_Ant1_2440

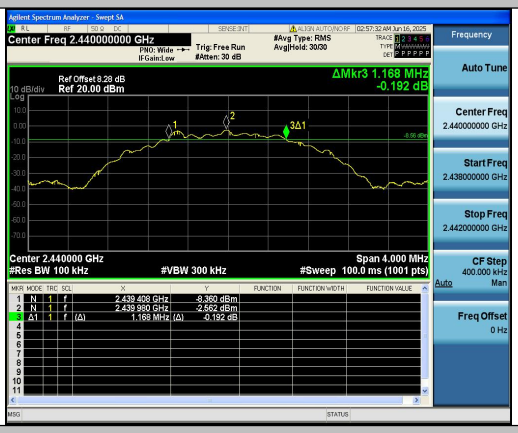

BLE_2M_Ant1_2480

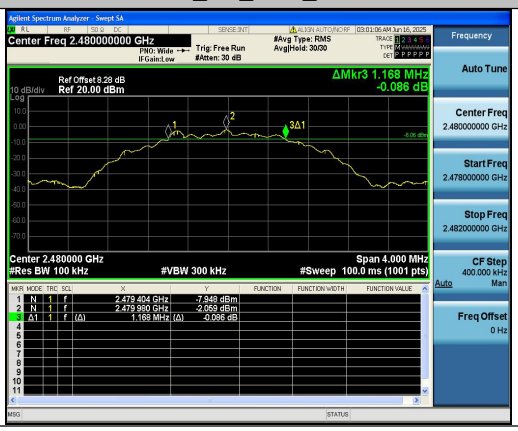

Appendix B: Occupied Channel Bandwidth

Test Result

TestMode	Antenna	Channel	OCB [MHz]	FL[MHz]	FH[MHz]	Limit[MHz]	Verdict
BLE_2M	Ant1	2402	2.0611	2400.9788	2403.0399	---	---
		2440	2.0425	2438.9909	2441.0334	---	---
		2480	2.0477	2478.9799	2481.0276	---	---

Test Graphs

BLE_2M_Ant1_2402

BLE_2M_Ant1_2440

BLE_2M_Ant1_2480

Appendix C: Maximum conducted output power

Test Result Peak

TestMode	Antenna	Channel	Conducted Peak Power[dBm]	Conducted Limit[dBm]
BLE_2M	Ant1	2402	-1.36	≤30
		2440	-1.09	≤30
		2480	-0.58	≤30

Appendix D: Maximum power spectral density

Test Result

TestMode	Antenna	Channel	Result[dBm/3kHz]	Limit[dBm/3kHz]	Verdict
BLE_2M	Ant1	2402	-18.81	≤8.00	PASS
		2440	-18.38	≤8.00	PASS
		2480	-17.81	≤8.00	PASS

Test Graphs

BLE_2M_Ant1_2402

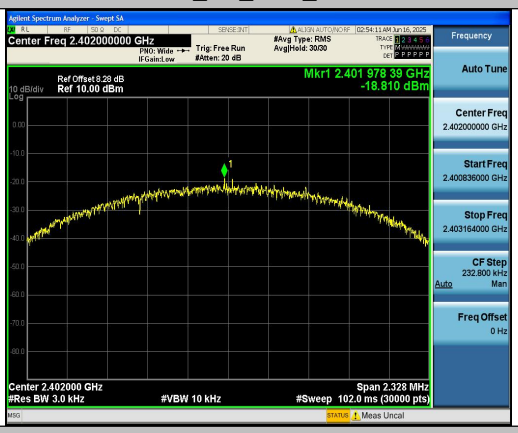

BLE_2M_Ant1_2440

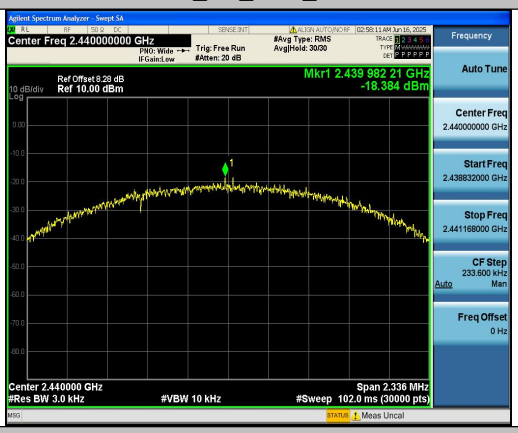

BLE_2M_Ant1_2480

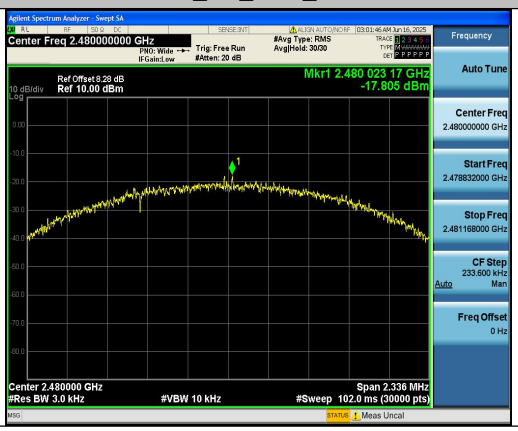

Appendix E: Band edge measurements

Test Result

TestMode	Antenna	ChName	Channel	RefLevel[dBm]	Result[dBm]	Limit[dBm]	Verdict
BLE_2M	Ant1	Low	2402	-2.64	-35.16	≤-22.64	PASS
		High	2480	-3.19	-51.35	≤-23.19	PASS

Test Graphs

BLE_2M_Ant1_Low_2402

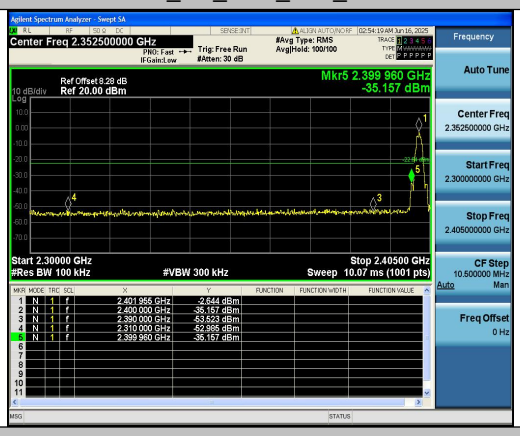

BLE_2M_Ant1_High_2480

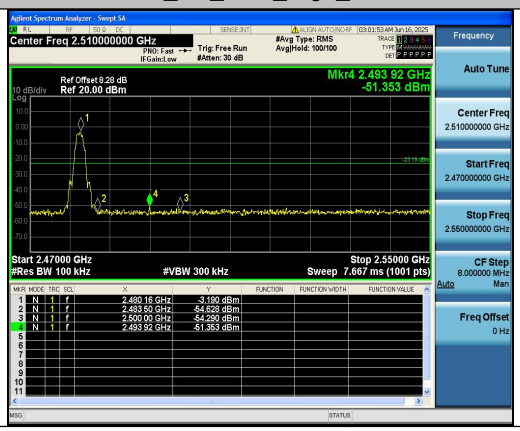

Appendix F: Conducted Spurious Emission

Test Result

TestMode	Antenna	Channel	FreqRange [MHz]	RefLevel [dBm]	Result[dBm]	Limit[dBm]	Verdict
BLE_2M	Ant1	2402	Reference	-4.77	-4.77	---	PASS
			30~1000	-4.77	-62.5	≤-24.77	PASS
			1000~26500	-4.77	-30.48	≤-24.77	PASS
		2440	Reference	-5.36	-5.36	---	PASS
			30~1000	-5.36	-61.86	≤-25.36	PASS
			1000~26500	-5.36	-29.89	≤-25.36	PASS
		2480	Reference	-4.81	-4.81	---	PASS
			30~1000	-4.81	-62.23	≤-24.81	PASS
			1000~26500	-4.81	-35.92	≤-24.81	PASS

Test Graphs

BLE_2M_Ant1_2402_0~Reference

BLE_2M_Ant1_2402_30~1000

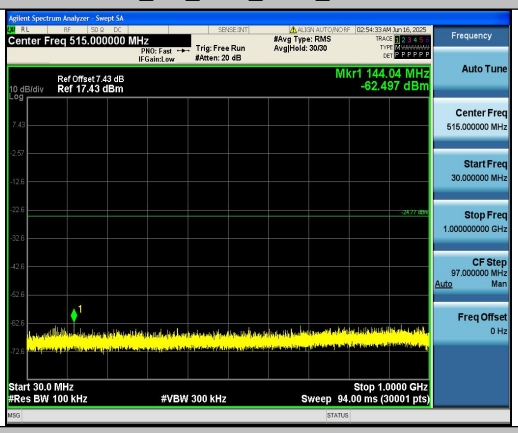

BLE_2M_Ant1_2402_1000~26500

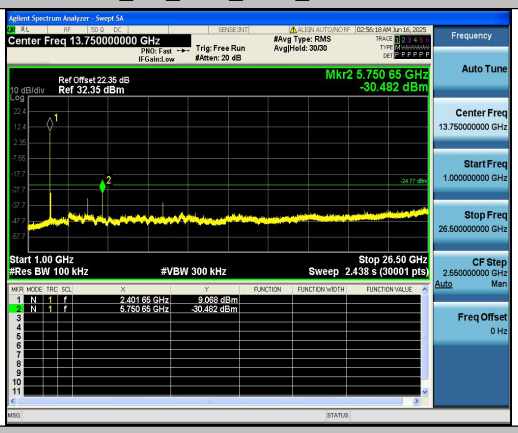

BLE_2M_Ant1_2440_0~Reference

BLE_2M_Ant1_2440_30~1000

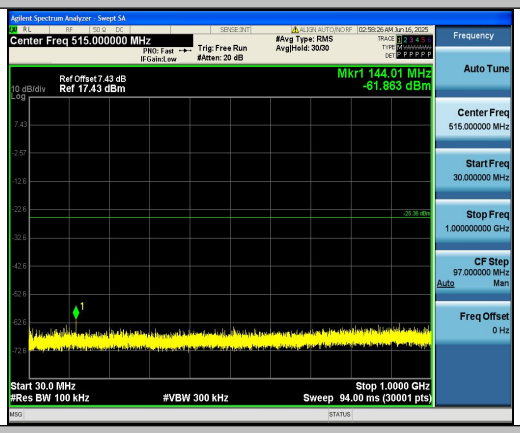

BLE_2M_Ant1_2440_1000~26500

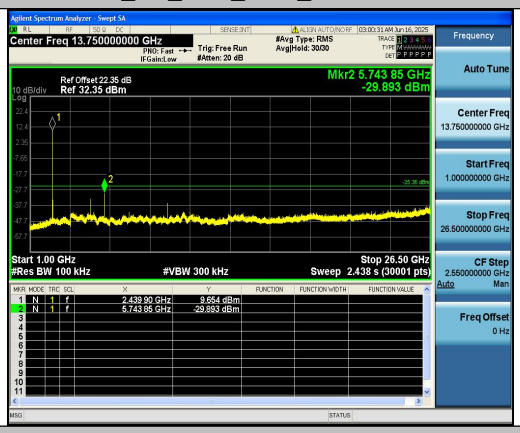

BLE_2M_Ant1_2480_0~Reference

BLE_2M_Ant1_2480_30~1000

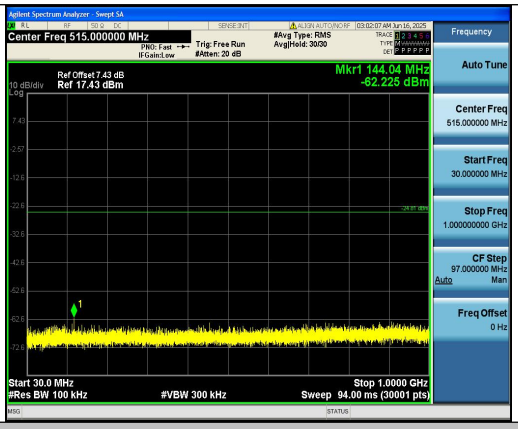

BLE_2M_Ant1_2480_1000~26500

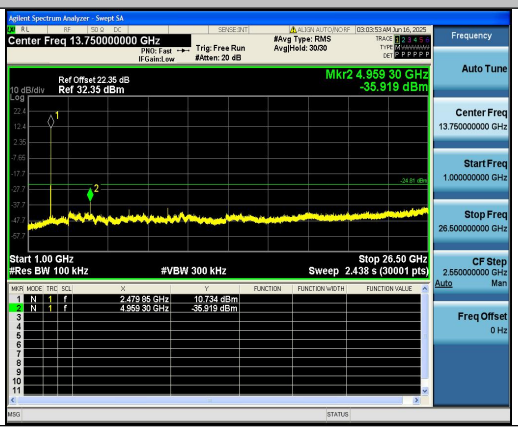

Appendix G: Duty Cycle

Test Result

TestMode	Antenna	Channel	ON Time [ms]	Period [ms]	X	DC [%]	xFactor	Limit	Verdict
BLE_2M	Ant1	2402	1.07	1.25	0.8560	85.60	0.68	---	---
		2440	1.08	1.25	0.8640	86.40	0.63	---	---
		2480	1.07	1.25	0.8560	85.60	0.68	---	---

Test Graphs

BLE_2M_Ant1_2402

BLE_2M_Ant1_2440

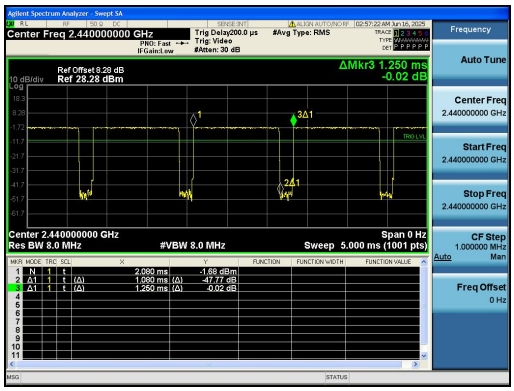

BLE_2M_Ant1_2480