FCC Appendix RF Test Data

FCC ID	**:**	**2BQU3-MAXIMINER**
Company	**:**	**Maxi Innovation Limited**
EUT	**:**	**MaxiMiner**
Model Number	**:**	**MaxiMiner Paw Edition**
Report No.	**:**	**CTA25070101601**
Reviewed By	**:**	**Eric Wang**

Appendix A: DTS Bandwidth

Test Result

TestMode	Antenna	Frequency[MHz]	DTS BW [MHz]	FL[MHz]	FH[MHz]	Limit[MHz]	Verdict
11B	Ant1	2412	8.600	2408.440	2417.040	0.5	PASS
		2437	9.080	2432.960	2442.040	0.5	PASS
		2462	9.080	2457.000	2466.080	0.5	PASS
11G	Ant1	2412	11.800	2408.200	2420.000	0.5	PASS
		2437	15.680	2428.880	2444.560	0.5	PASS
		2462	15.480	2454.480	2469.960	0.5	PASS
11N20SISO	Ant1	2412	13.080	2407.000	2420.080	0.5	PASS
		2437	16.160	2428.360	2444.520	0.5	PASS
		2462	15.840	2454.520	2470.360	0.5	PASS
11N40SISO	Ant1	2422	25.040	2409.520	2434.560	0.5	PASS
		2437	35.600	2418.920	2454.520	0.5	PASS
		2452	35.680	2434.480	2470.160	0.5	PASS

Test Graphs

11B_Ant1_2412

11B_Ant1_2437

11B_Ant1_2462

11G_Ant1_2412

11G_Ant1_2437

11G_Ant1_2462

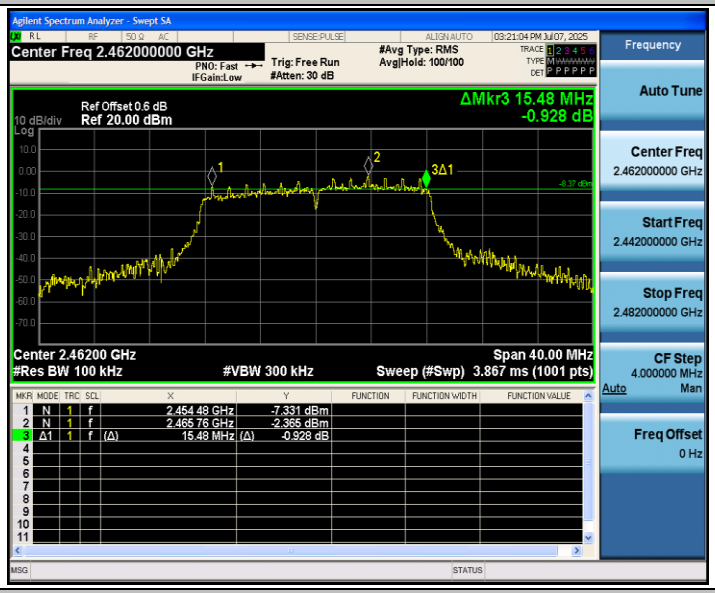

11N20SISO_Ant1_2412

11N20SISO_Ant1_2437

11N20SISO_Ant1_2462

11N40SISO_Ant1_2422

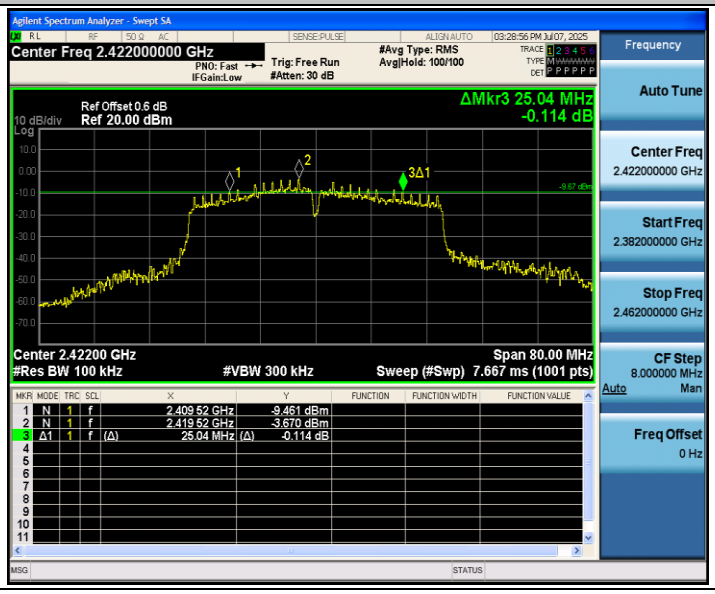

11N40SISO_Ant1_2437

11N40SISO_Ant1_2452
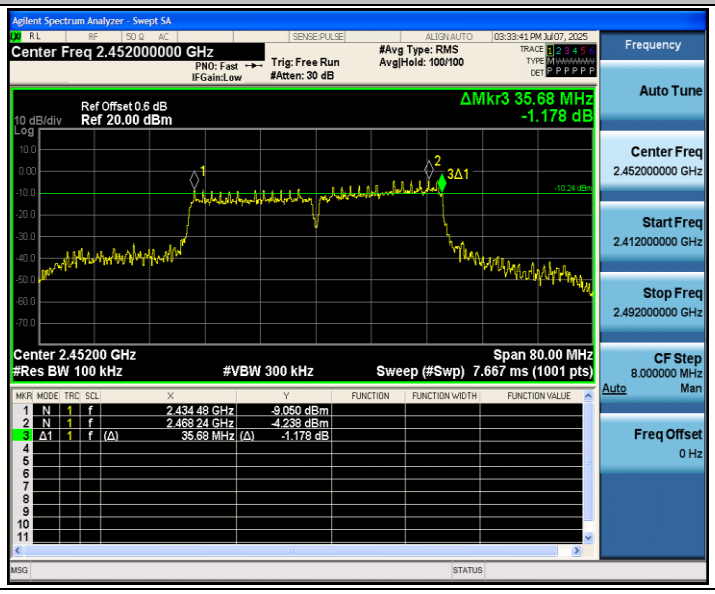

Appendix B: Occupied Channel Bandwidth

Test Result

TestMode	Antenna	Channel Frequency[MHz]	OCB [MHz]	FL[MHz]	FH[MHz]	Limit[MHz]	Verdict
11B	Ant1	2412	12.073	2406.8558	2418.9288	---	---
		2437	11.637	2431.5417	2443.1787	---	---
		2462	11.759	2455.9592	2467.7182	---	---
11G	Ant1	2412	16.691	2404.0114	2420.7024	---	---
		2437	16.817	2428.4850	2445.3020	---	---
		2462	16.562	2453.8784	2470.4404	---	---
11N20SISO	Ant1	2412	17.594	2403.5673	2421.1613	---	---
		2437	17.886	2427.9213	2445.8073	---	---
		2462	17.520	2453.4054	2470.9254	---	---
11N40SISO	Ant1	2422	35.466	2404.4102	2439.8762	---	---
		2437	36.572	2418.6040	2455.1760	---	---
		2452	36.542	2433.9838	2470.5258	---	---

Test Graphs

11B_Ant1_2412

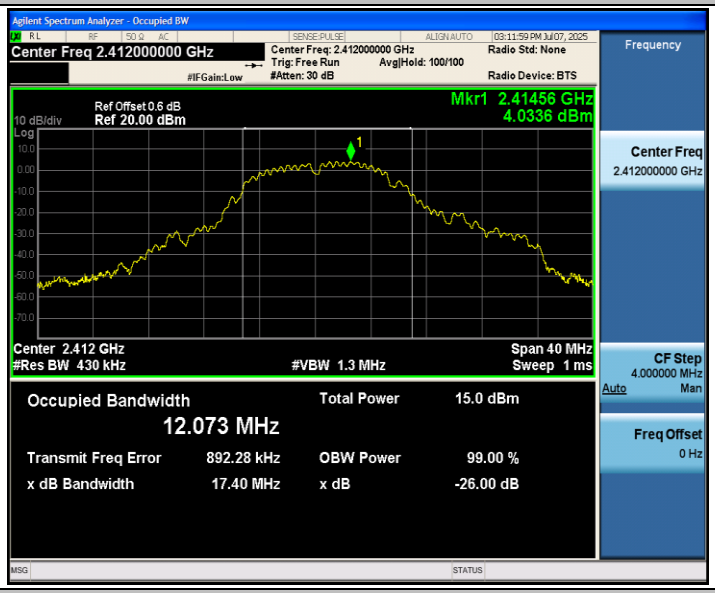

11B_Ant1_2437

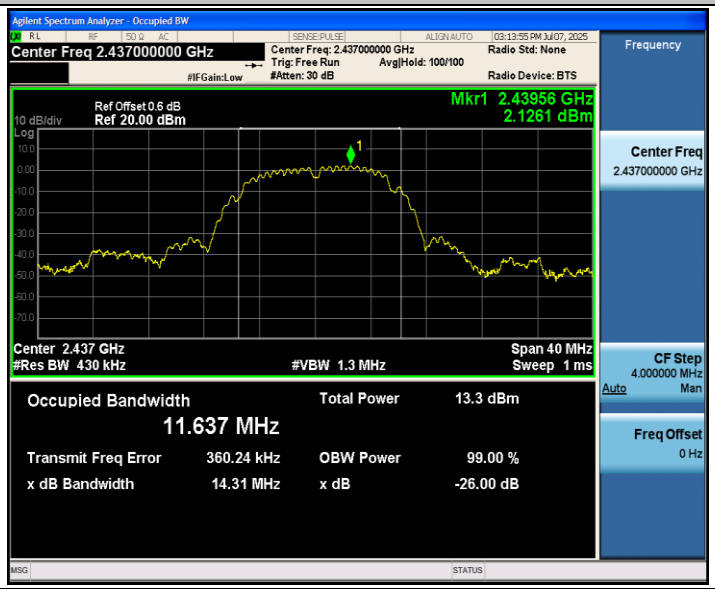

11B_Ant1_2462

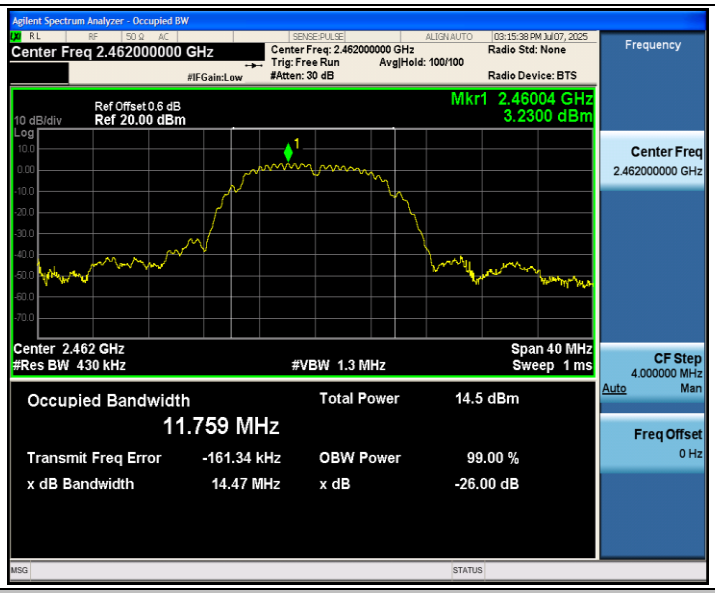

11G_Ant1_2412

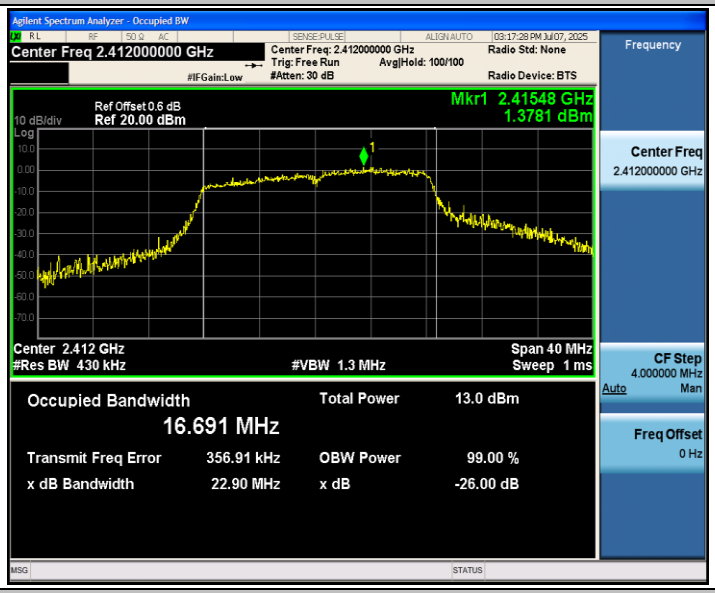

11G_Ant1_2437

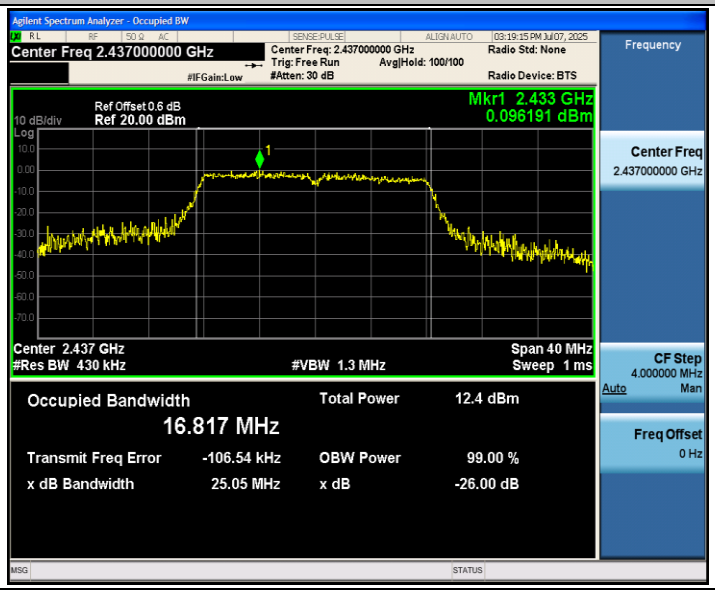

11G_Ant1_2462

11N20SISO_Ant1_2412

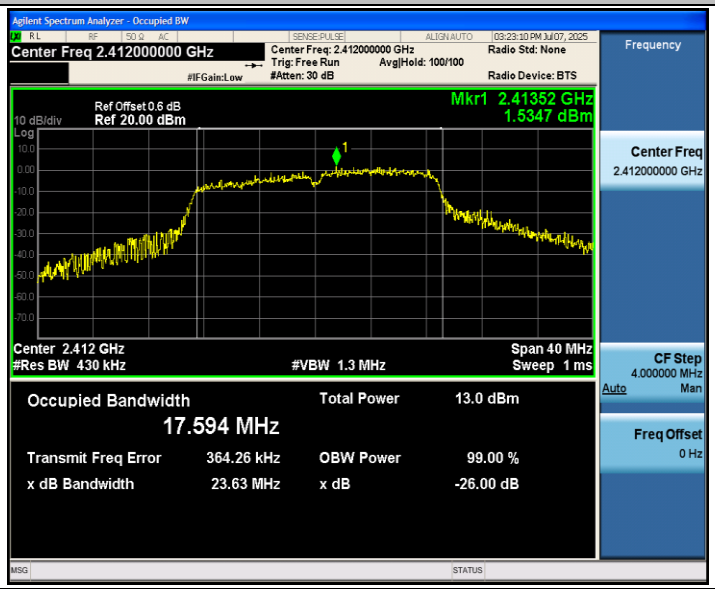

11N20SISO_Ant1_2437

11N20SISO_Ant1_2462

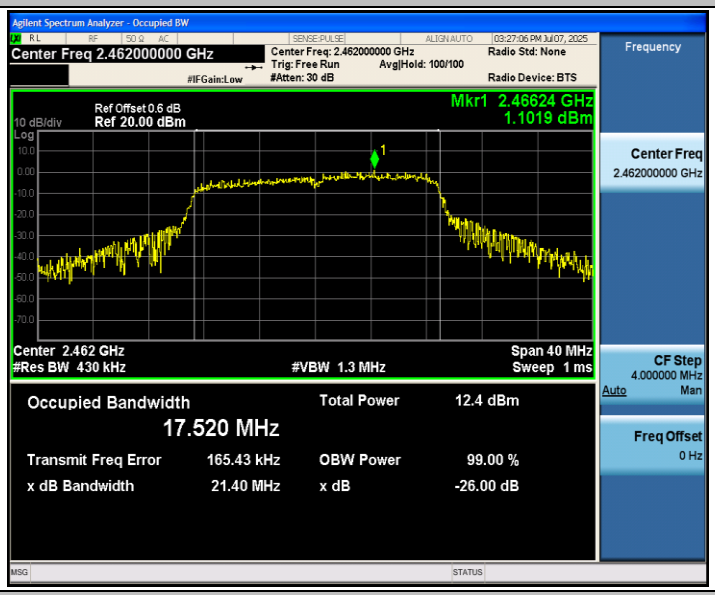

11N40SISO_Ant1_2422

11N40SISO_Ant1_2437
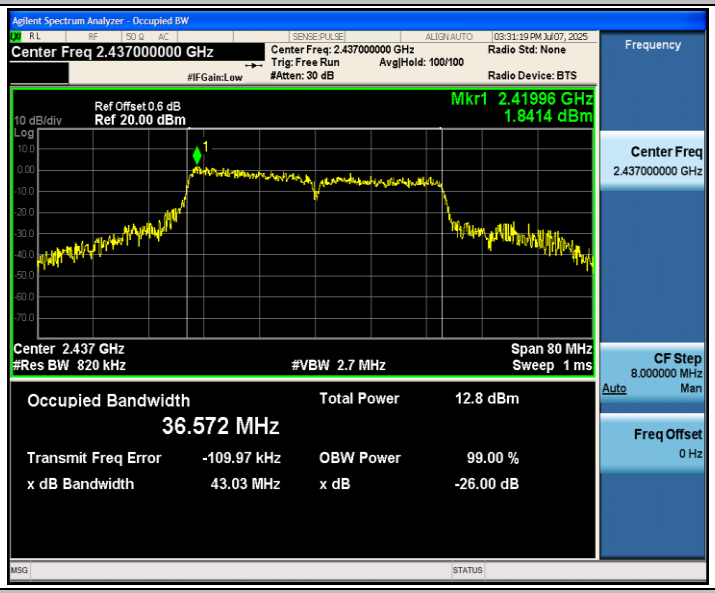

11N40SISO_Ant1_2452

Appendix C: Maximum conducted output power

Test Result Peak

Test Mode	Antenna	Frequency[MHz]	Peak power [dBm]	Limit [dBm]	Verdict
11B	Ant1	2412	14.67	≤30.00	PASS
		2437	13.07	≤30.00	PASS
		2462	14.29	≤30.00	PASS
11G	Ant1	2412	13.26	≤30.00	PASS
		2437	13.16	≤30.00	PASS
		2462	12.94	≤30.00	PASS
11N20SISO	Ant1	2412	13.38	≤30.00	PASS
		2437	12.99	≤30.00	PASS
		2462	12.88	≤30.00	PASS
11N40SISO	Ant1	2422	12.26	≤30.00	PASS
		2437	12.76	≤30.00	PASS
		2452	13.08	≤30.00	PASS

Appendix D: Maximum power spectral density

Test Result

TestMode	Antenna	Frequency[MHz]	Result[dBm/3-100kHz]	Limit[dBm/3kHz]	Verdict
11B	Ant1	2412	-10.17	≤8.00	PASS
		2437	-12.72	≤8.00	PASS
		2462	-10.80	≤8.00	PASS
11G	Ant1	2412	-16.29	≤8.00	PASS
		2437	-18.47	≤8.00	PASS
		2462	-18.30	≤8.00	PASS
11N20SISO	Ant1	2412	-17.10	≤8.00	PASS
		2437	-19.45	≤8.00	PASS
		2462	-18.29	≤8.00	PASS
11N40SISO	Ant1	2422	-19.63	≤8.00	PASS
		2437	-20.12	≤8.00	PASS
		2452	-18.49	≤8.00	PASS

Test Graphs

11B_Ant1_2412
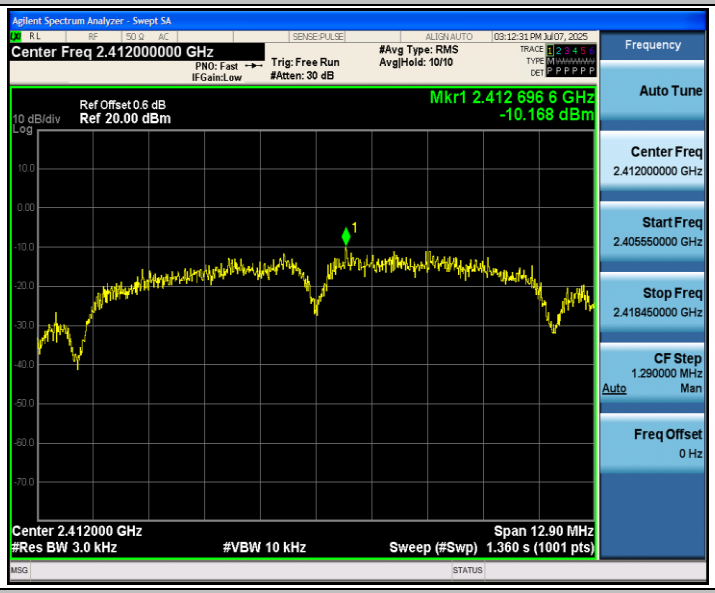
11B_Ant1_2437
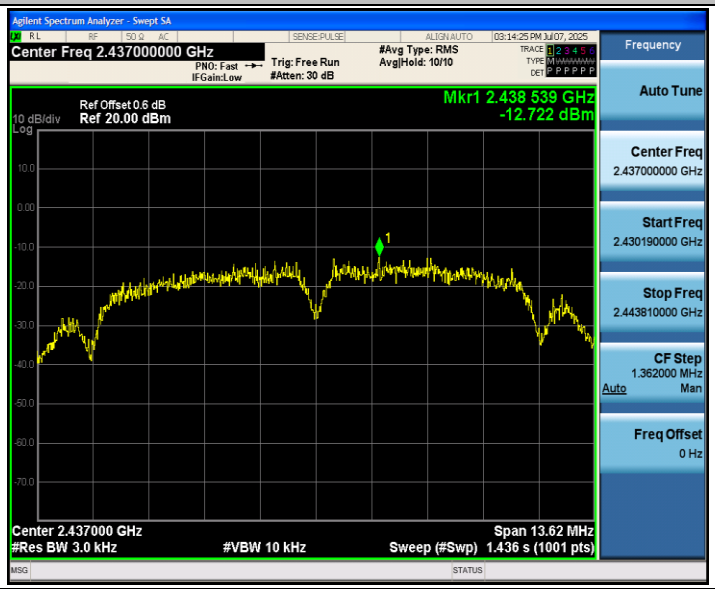
11B_Ant1_2462

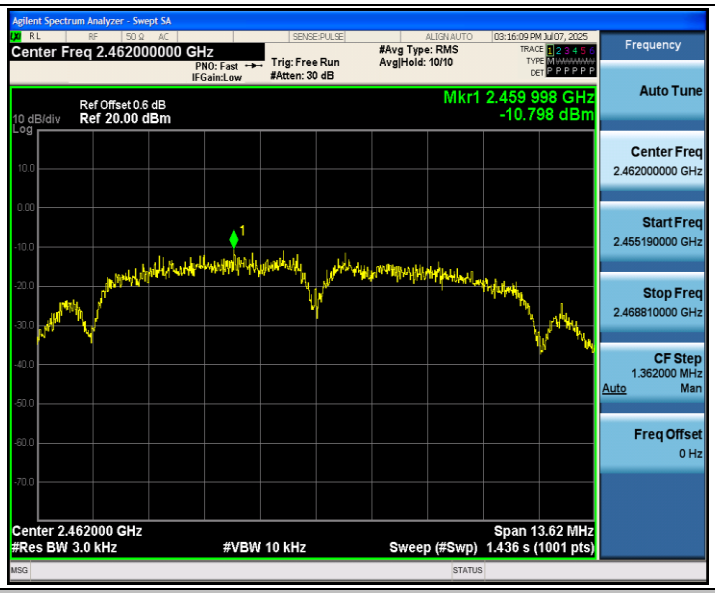

11G_Ant1_2412

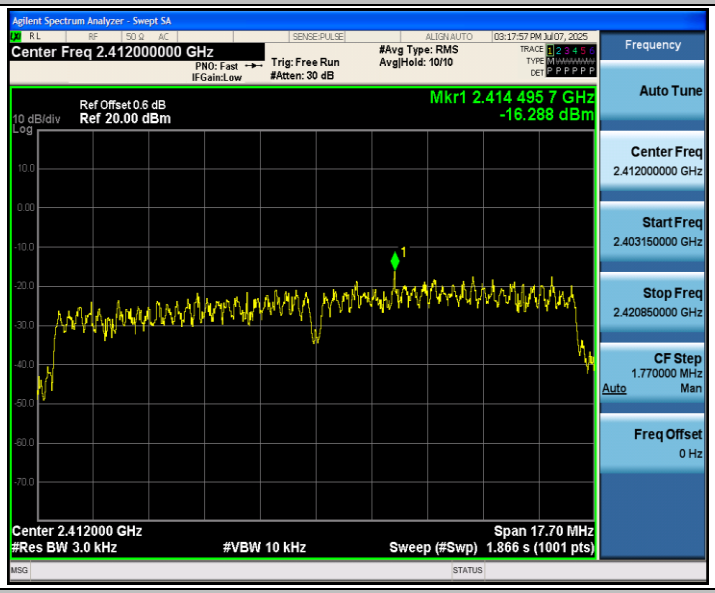

11G_Ant1_2437

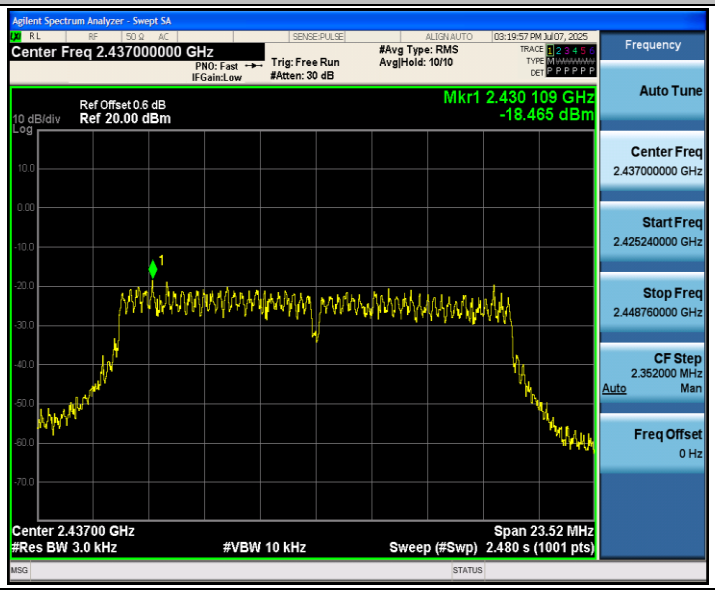

11G_Ant1_2462

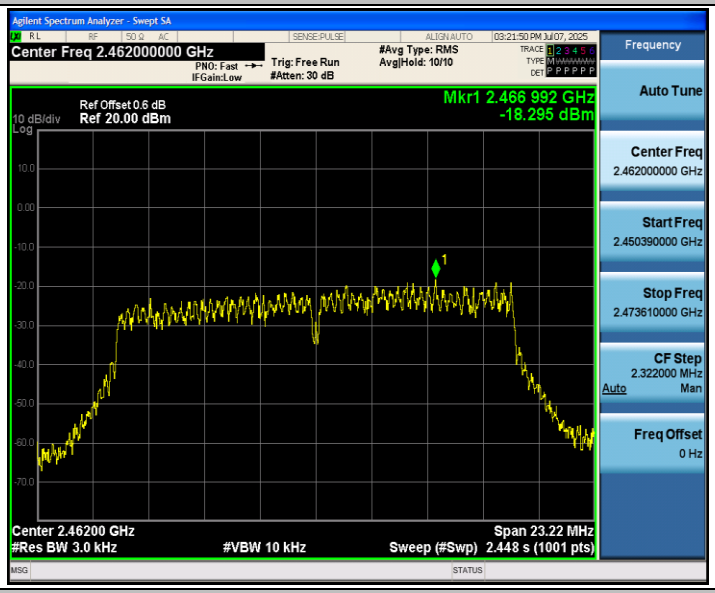

11N20SISO_Ant1_2412

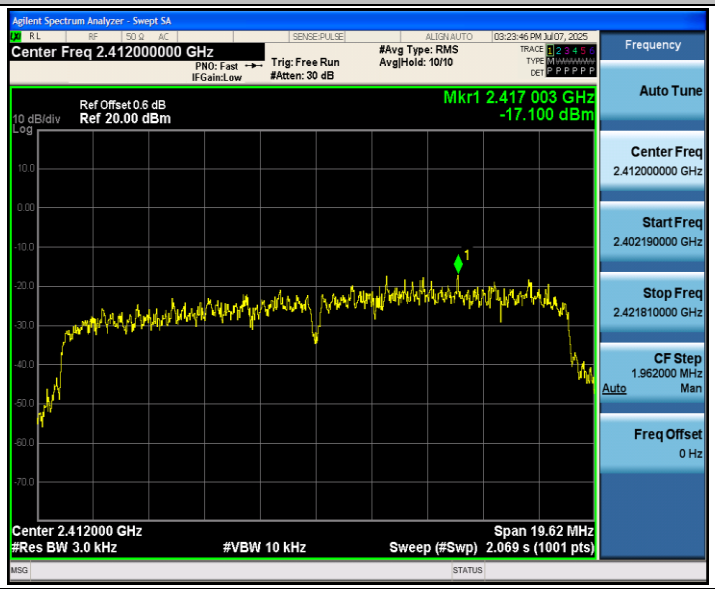

11N20SISO_Ant1_2437

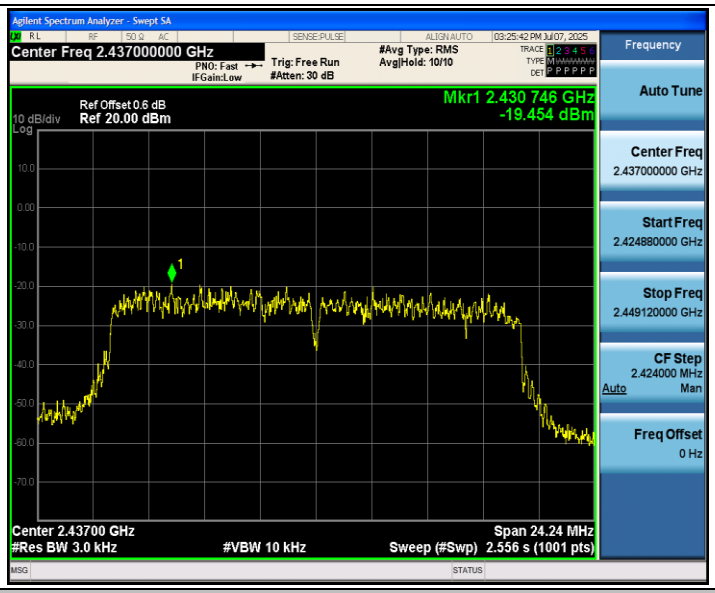

11N20SISO_Ant1_2462

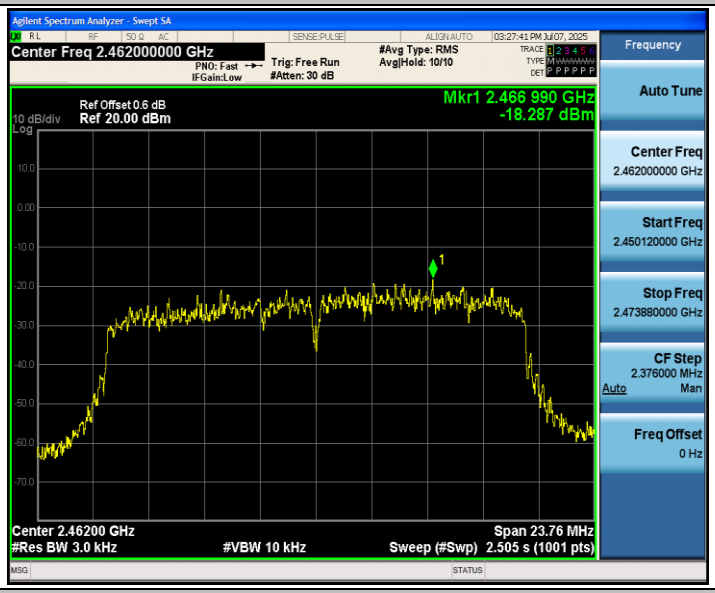

11N40SISO_Ant1_2422

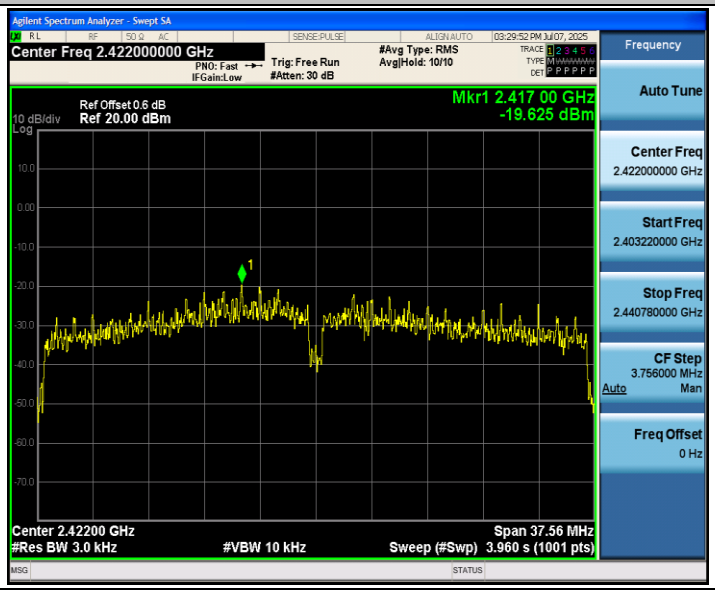

11N40SISO_Ant1_2437
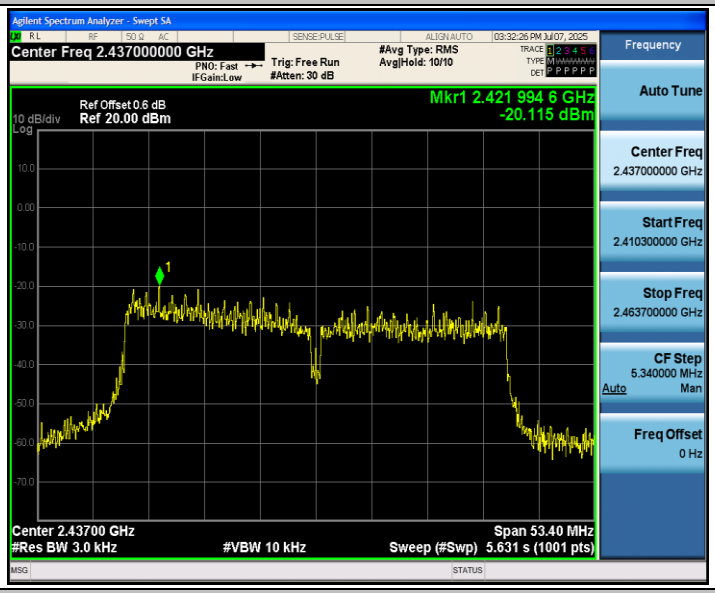

11N40SISO_Ant1_2452
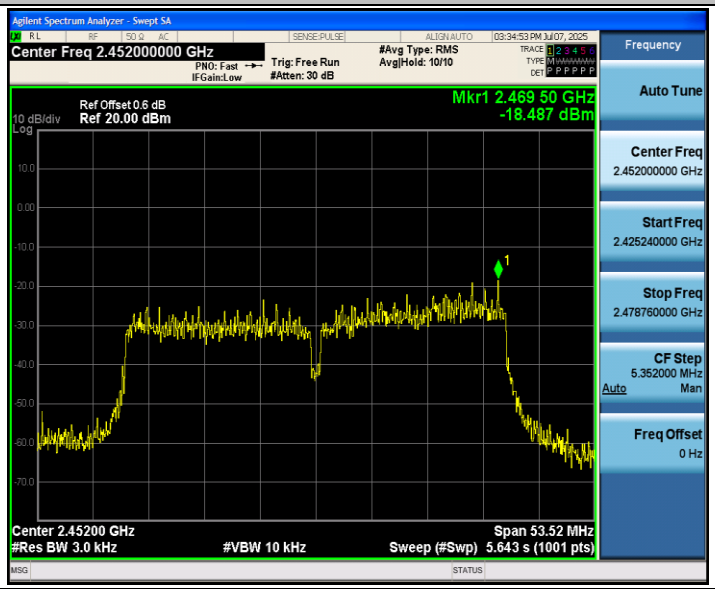

Appendix E: Band edge measurements

Test Result

TestMode	Antenna	ChName	Frequency[MHz]	RefLevel[dBm]	Result[dBm]	Limit[dBm]	Verdict
11B	Ant1	Low	2412	2.51	-38.39	≤-17.49	PASS
		High	2462	1.98	-53.7	≤-18.02	PASS
11G	Ant1	Low	2412	-1.19	-41.95	≤-21.19	PASS
		High	2462	-2.46	-53.22	≤-22.46	PASS
11N20SISO	Ant1	Low	2412	-1.11	-39.02	≤-21.11	PASS
		High	2462	-2.34	-53	≤-22.34	PASS
11N40SISO	Ant1	Low	2422	-3.60	-43.28	≤-23.6	PASS
		High	2452	-4.17	-42.99	≤-24.17	PASS

Test Graphs

11B_Ant1_Low_2412

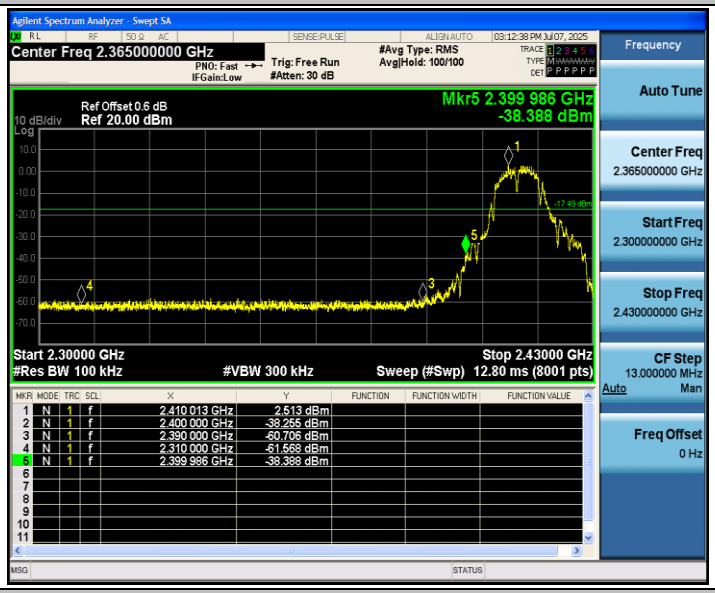

11B_Ant1_High_2462

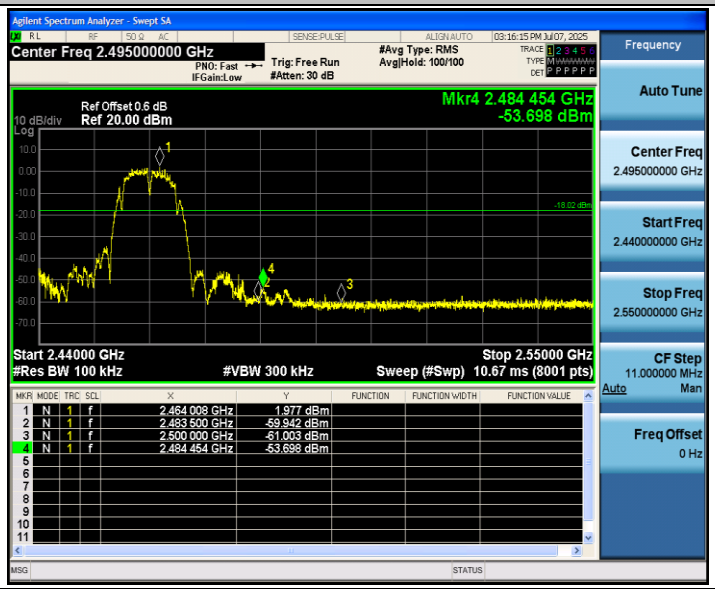

11G_Ant1_Low_2412

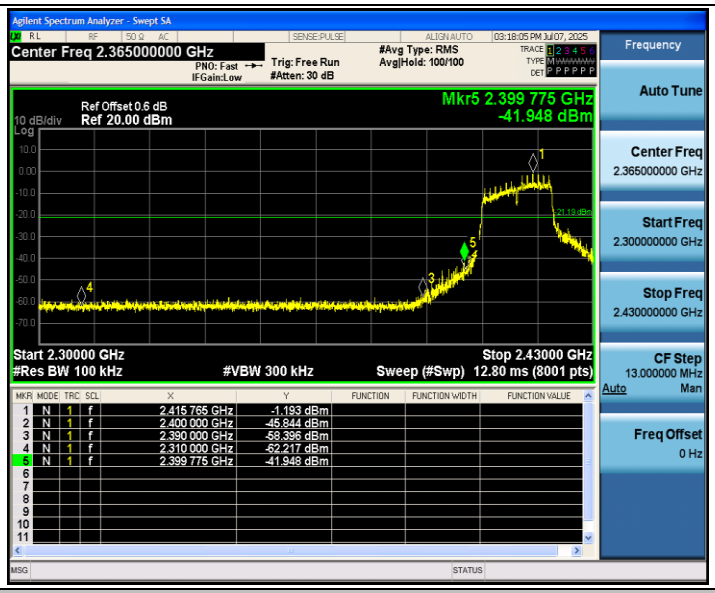

11G_Ant1_High_2462

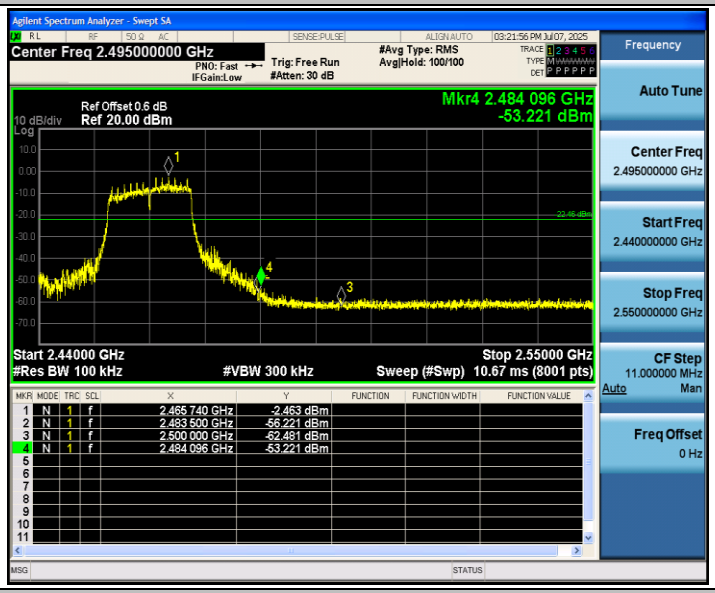

11N20SISO_Ant1_Low_2412

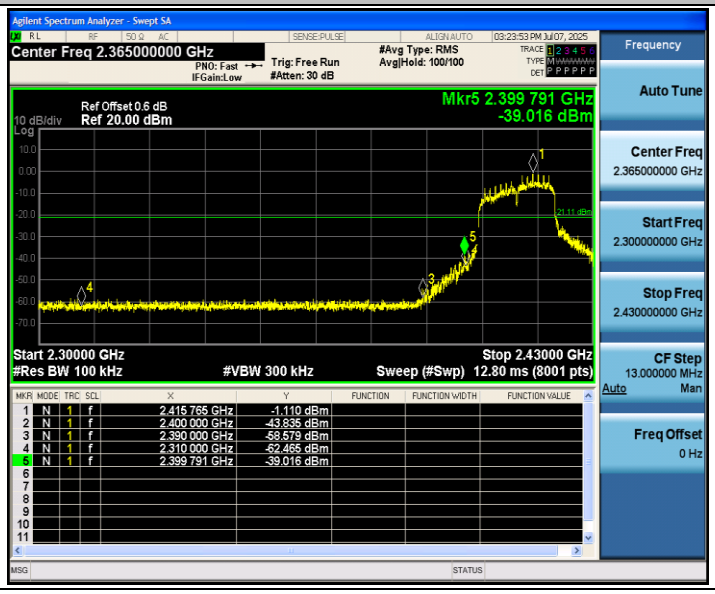

11N20SISO_Ant1_High_2462

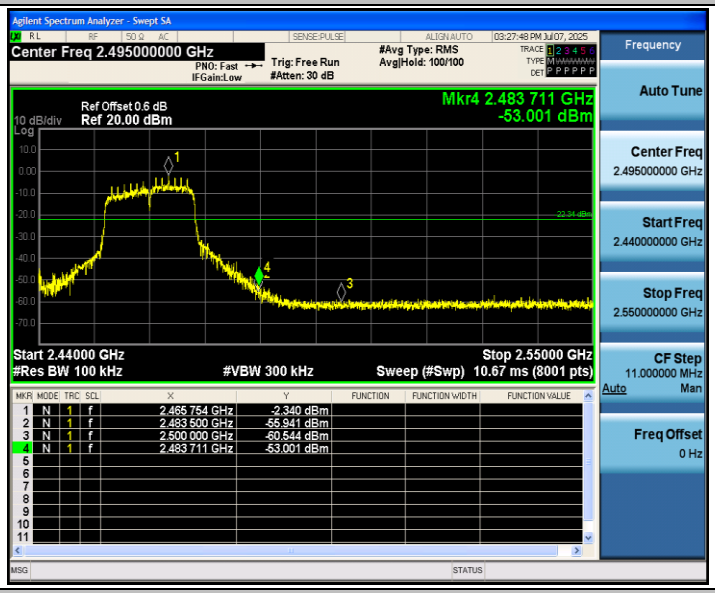

11N40SISO_Ant1_Low_2422

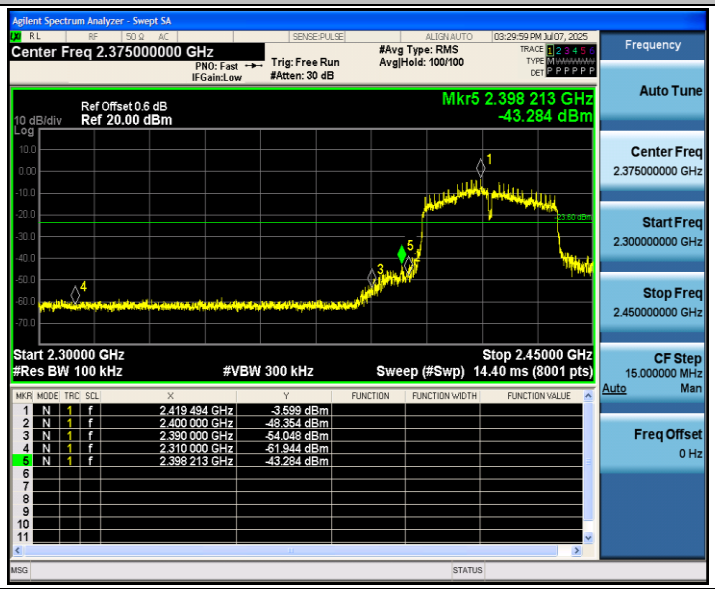

11N40SISO_Ant1_High_2452

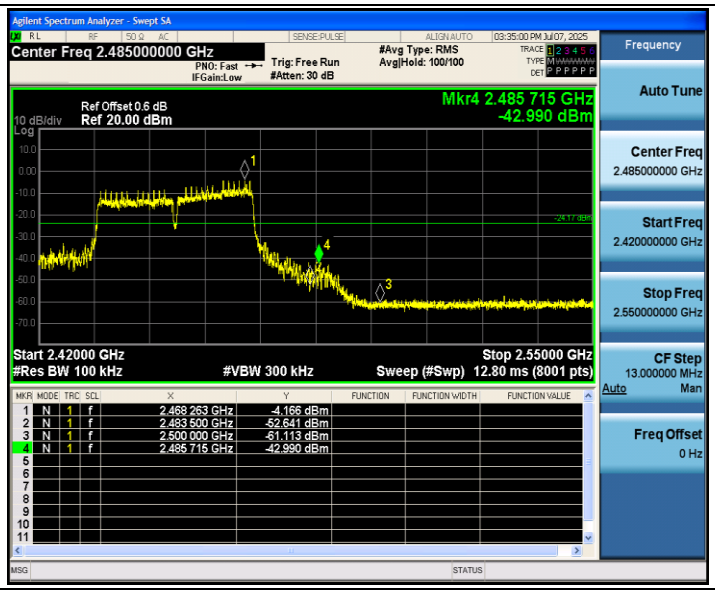
Agilent Spectrum Analyzer - Swept SA
Center Freq 2.485000000 GHz
PNO: Fast
IFGain:Low
Trig: Free Run
#Atten: 30 dB
#Avg Type: RMS
Avg|Hold: 100/100
03:35:00 PM Jul 07, 2025
Ref Offset 0.6 dB
10 dB/div
Ref 20.00 dBm
Log
Mkr4 2.485 715 GHz
-42.990 dBm
-24.17 dBm
Start 2.42000 GHz
#Res BW 100 kHz
#VBW 300 kHz
Stop 2.55000 GHz
Sweep (#Swp) 12.80 ms (8001 pts)
MKR MODE TRC SCL X Y FUNCTION FUNCTION WIDTH FUNCTION VALUE
1 N 1 f 2.468 263 GHz -4.166 dBm
2 N 1 f 2.483 500 GHz -52.641 dBm
3 N 1 f 2.500 000 GHz -61.113 dBm
4 N 1 f 2.485 715 GHz -42.990 dBm
Frequency
Auto Tune
Center Freq
2.485000000 GHz
Start Freq
2.420000000 GHz
Stop Freq
2.550000000 GHz
CF Step
13.000000 MHz
Auto
Man
Freq Offset
0 Hz
MSG
STATUS

Appendix F: Conducted Spurious Emission

Test Result

TestMode	Antenna	Frequency[MHz]	FreqRange [Mhz]	RefLevel [dBm]	Result [dBm]	Limit [dBm]	Verdict
11B	Ant1	2412	Reference	2.18	2.18	---	PASS
			30~1000	2.18	-68.06	≤-17.82	PASS
			1000~26500	2.18	-41.05	≤-17.82	PASS
		2437	Reference	0.43	0.43	---	PASS
			30~1000	0.43	-67.43	≤-19.57	PASS
			1000~26500	0.43	-40.92	≤-19.57	PASS
		2462	Reference	1.62	1.62	---	PASS
			30~1000	1.62	-67.2	≤-18.38	PASS
			1000~26500	1.62	-43.46	≤-18.38	PASS
11G	Ant1	2412	Reference	-1.65	-1.65	---	PASS
			30~1000	-1.65	-67.55	≤-21.65	PASS
			1000~26500	-1.65	-48.88	≤-21.65	PASS
		2437	Reference	-3.00	-3.00	---	PASS
			30~1000	-3.00	-68.16	≤-23	PASS
			1000~26500	-3.00	-50.56	≤-23	PASS
		2462	Reference	-3.99	-3.99	---	PASS
			30~1000	-3.99	-67.69	≤-23.99	PASS
			1000~26500	-3.99	-52.19	≤-23.99	PASS
11N20SISO	Ant1	2412	Reference	-1.44	-1.44	---	PASS
			30~1000	-1.44	-67.83	≤-21.44	PASS
			1000~26500	-1.44	-54.44	≤-21.44	PASS
		2437	Reference	-3.04	-3.04	---	PASS
			30~1000	-3.04	-67.31	≤-23.04	PASS
			1000~26500	-3.04	-48.42	≤-23.04	PASS
		2462	Reference	-2.36	-2.36	---	PASS
			30~1000	-2.36	-67.47	≤-22.36	PASS
			1000~26500	-2.36	-50.67	≤-22.36	PASS
11N40SISO	Ant1	2422	Reference	-5.94	-5.94	---	PASS
			30~1000	-5.94	-68.06	≤-25.94	PASS
			1000~26500	-5.94	-53.93	≤-25.94	PASS
		2437	Reference	-4.62	-4.62	---	PASS
			30~1000	-4.62	-67.46	≤-24.62	PASS
			1000~26500	-4.62	-49.71	≤-24.62	PASS
		2452	Reference	-4.25	-4.25	---	PASS
			30~1000	-4.25	-66.91	≤-24.25	PASS
			1000~26500	-4.25	-54.63	≤-24.25	PASS

Test Graphs

11B_Ant1_2412_0~Reference

11B_Ant1_2412_30~1000

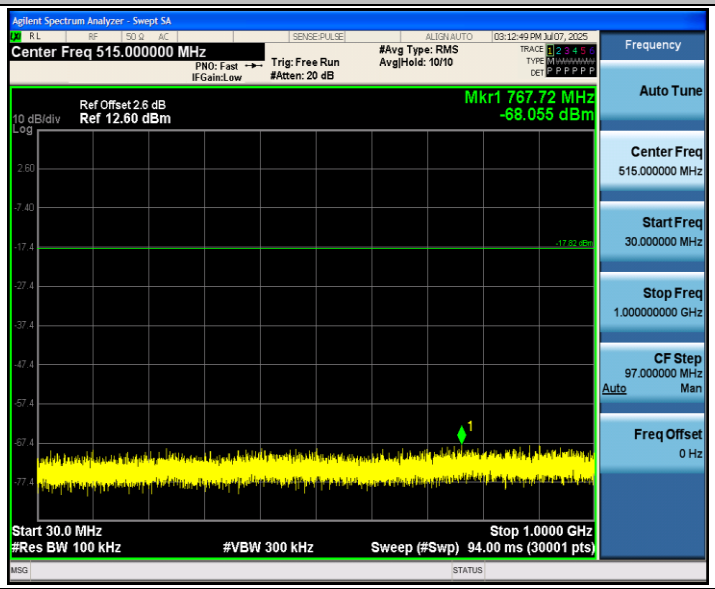

11B_Ant1_2412_1000~26500

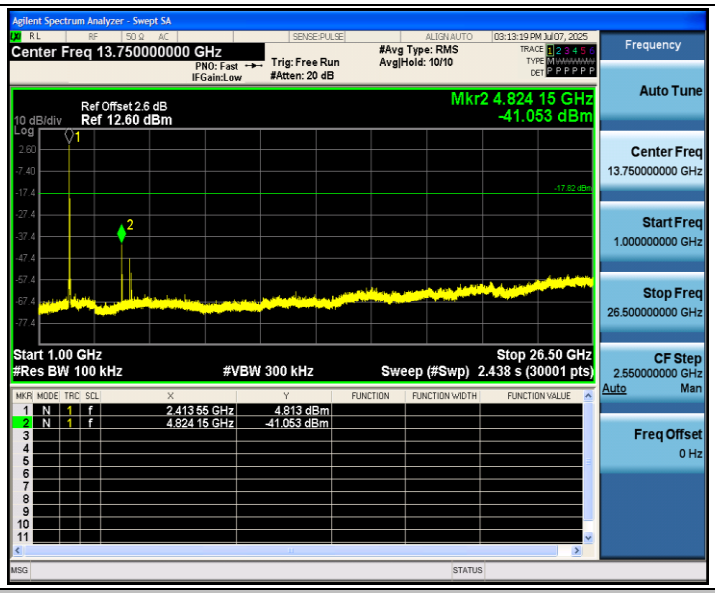

11B_Ant1_2437_0~Reference

11B_Ant1_2437_30~1000

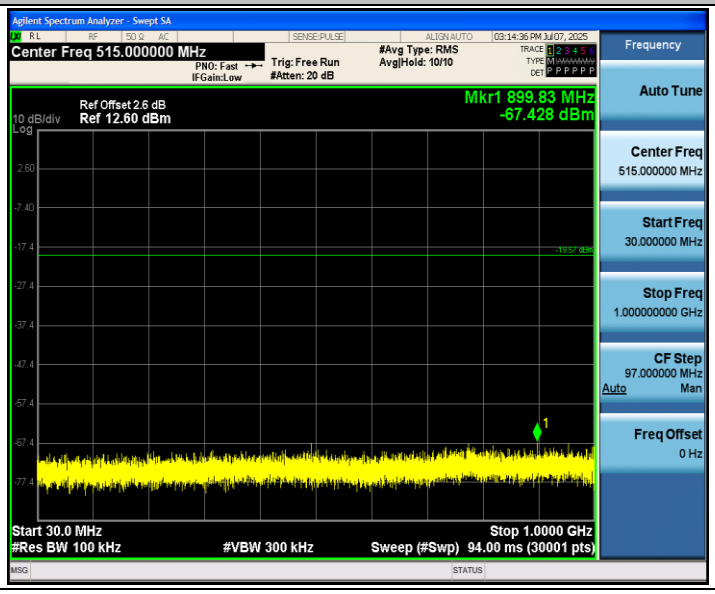

11B_Ant1_2437_1000~26500

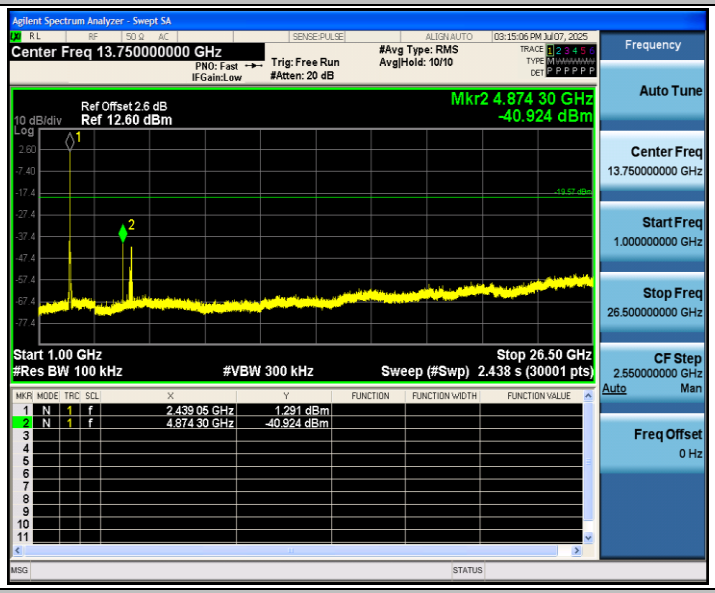

11B_Ant1_2462_0~Reference

11B_Ant1_2462_30~1000

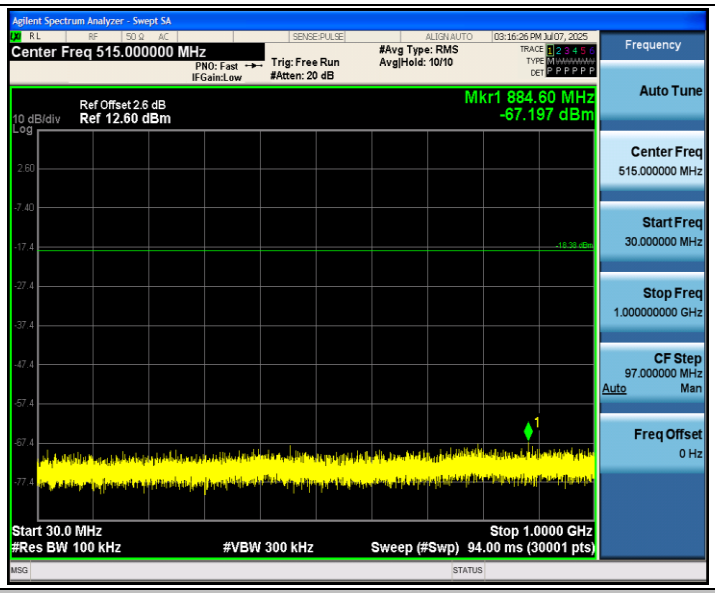

11B_Ant1_2462_1000~26500

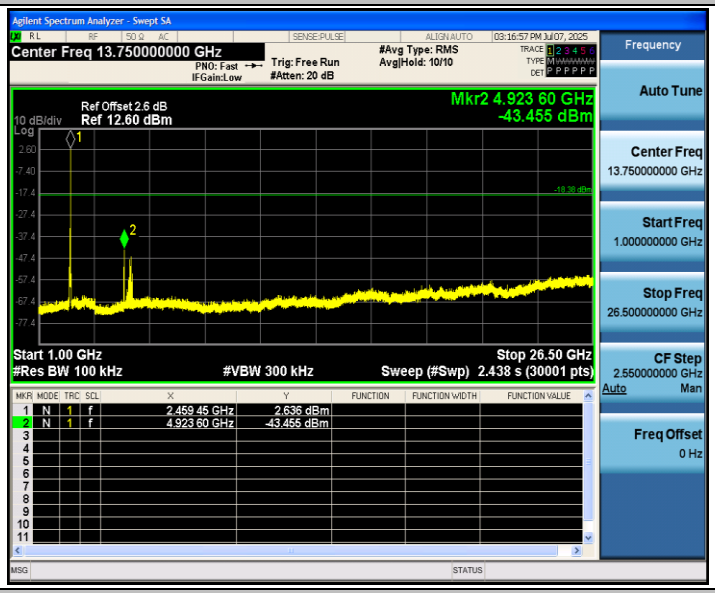

11G_Ant1_2412_0~Reference

11G_Ant1_2412_30~1000

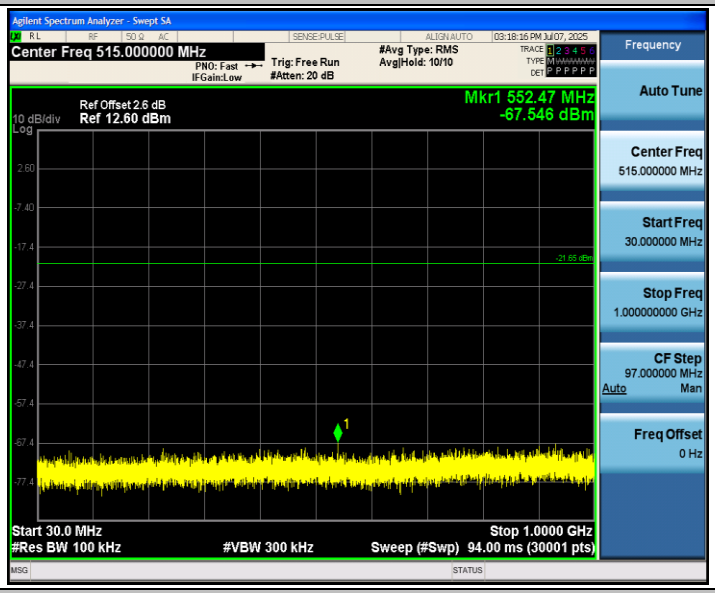

11G_Ant1_2412_1000~26500

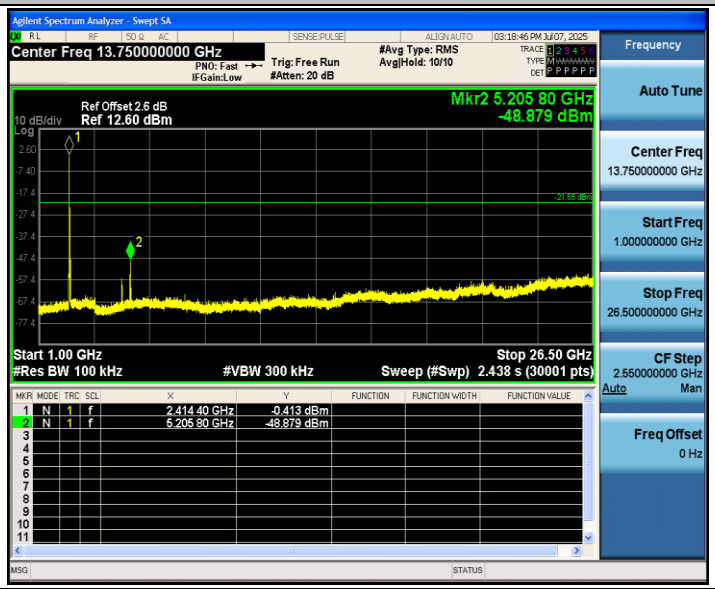

11G_Ant1_2437_0~Reference

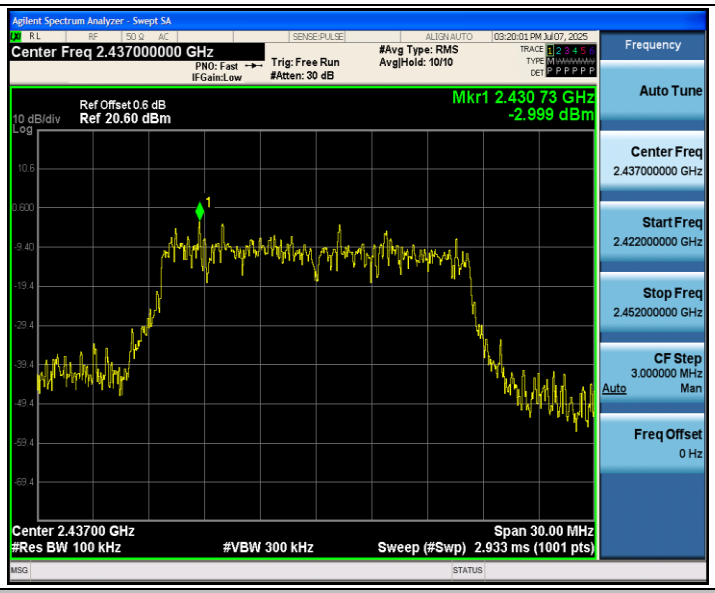

11G_Ant1_2437_30~1000

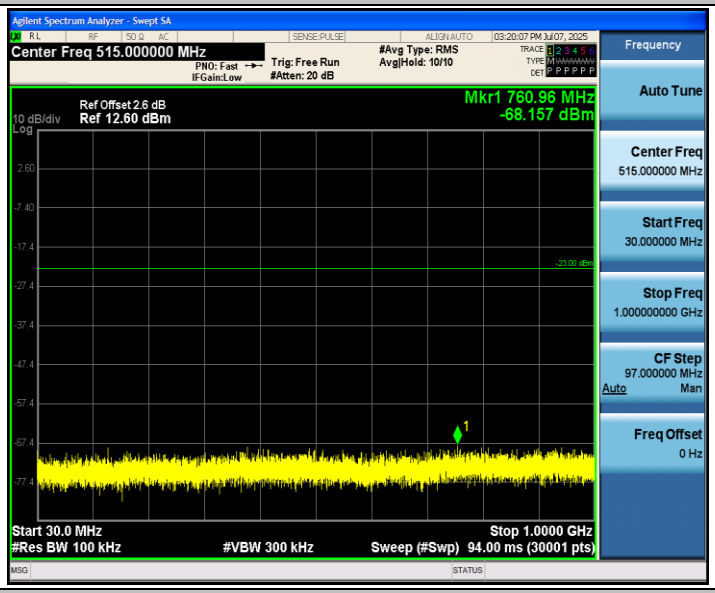

11G_Ant1_2437_1000~26500

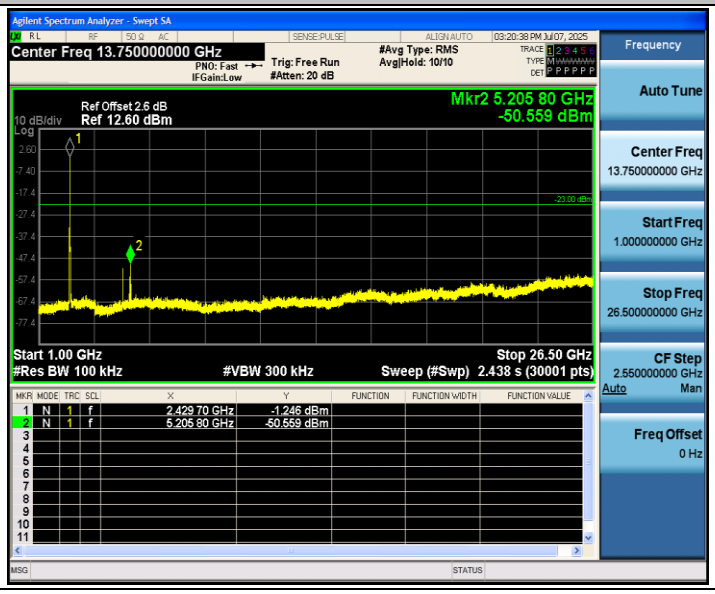

11G_Ant1_2462_0~Reference

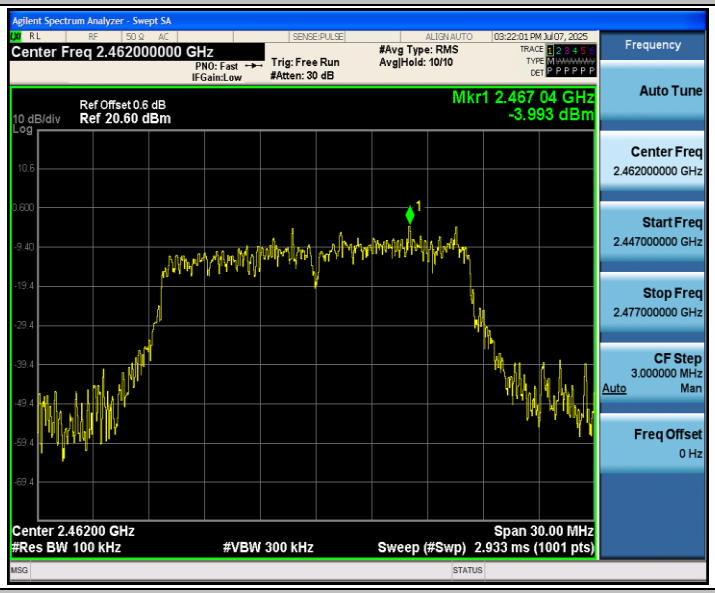

11G_Ant1_2462_30~1000

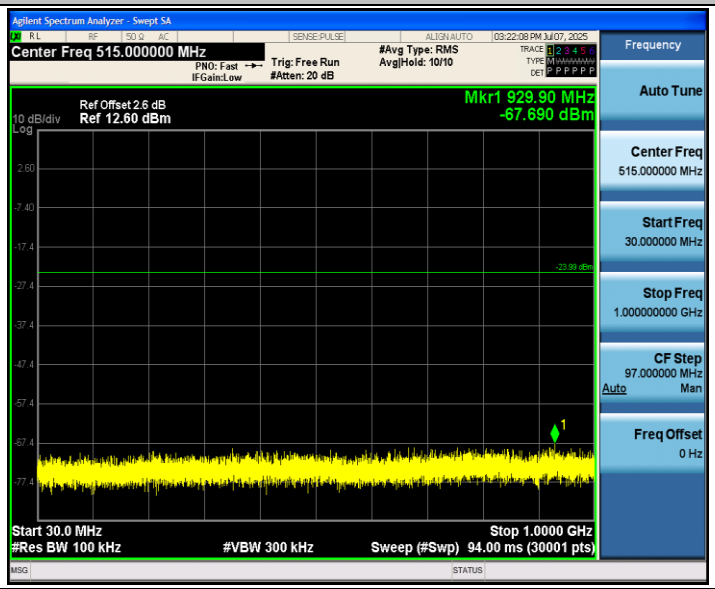

11G_Ant1_2462_1000~26500

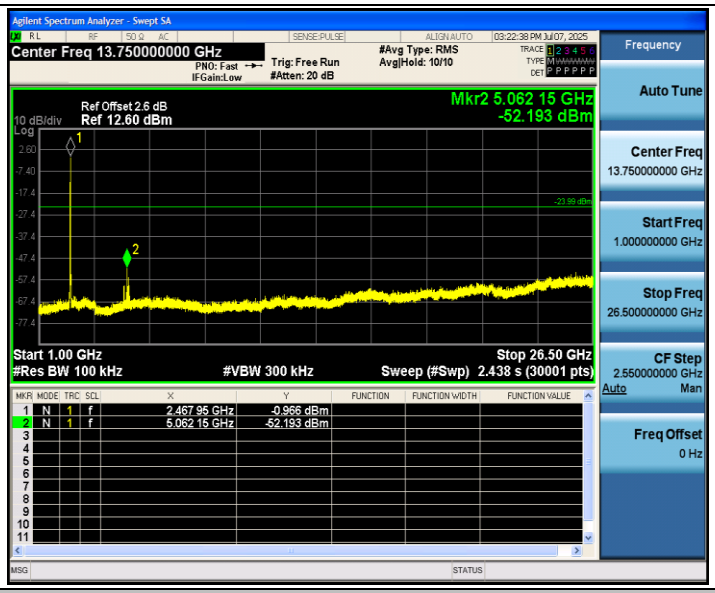

11N20SISO_Ant1_2412_0~Reference
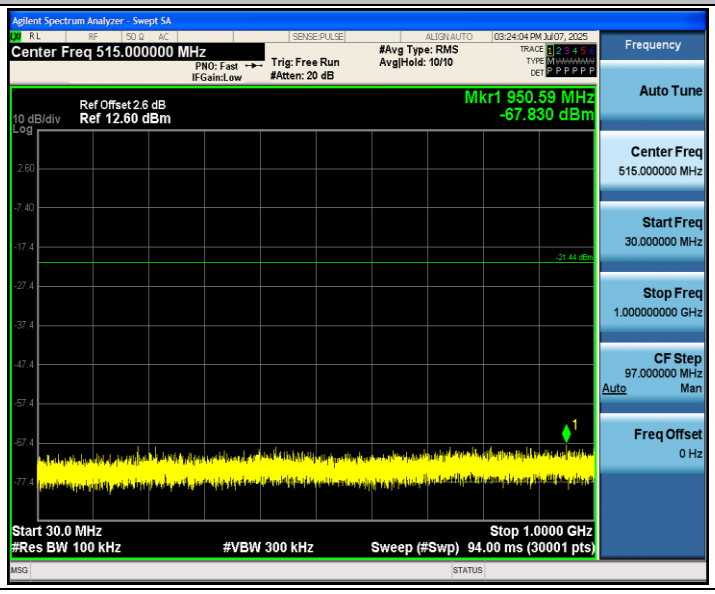
11N20SISO_Ant1_2412_30~1000