CMYK:98 57 51 5

CMYK:74 73 65 32

80mm

110mm

User Guide

Mushroom Lamp 4 in 1 Wireless Charging Station

(CS31)

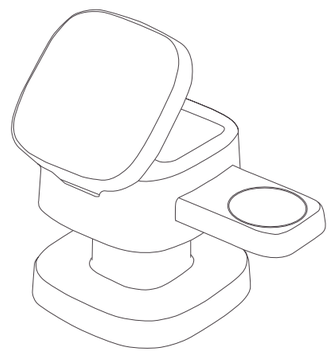

Safety Precautions

1. DO NOT place or use the product in the high-temperature environment such as intense sunlight and fire (Note:There may be explosion if the product is in the environment over 212F/100℃).

2. DO NOT use the product in excess of its output rating to avoid fire or injury.

3. DO NOT expose the product to rain or snow.

4. Non-professional personnel are not allowed to modify, repair or disassemble the product without authorization

5. This wireless charger is not compatible with non-MagSafe phone or phone cases.

6. Keep out of reach of infants and children.

Note: To ensure the safe and efficient charging of 3 devices, it is imperative to utilize a 9V/3A power plug adapter in conjunction with a quick charging cable. Failure to employ the suitable adapter and cable may result in the charger's inability to charge a phone or 3 devices simultaneously, and could potentially lead to charger damage.

7. Do not place any foreign objects between your device and the wireless charger's surface, including metal pads on a car mount, magnetic cards, door keys, coins, NFC cards or other metal objects, as they could potentially demagnetize the wireless charger, affect the charging speed, or cause overheating.

8. Wireless charging products make charging more convenient than wired chargers, but confined by current wireless technology, their charging speed is slower than that of wired chargers.

9. High temperatures will reduce charging speed and restrict power. It is recommended that you charge your device in environments with temperatures below 40 ℃ / 104 ℉.

Product Appearanceance

Earphone charging area

Suitable for AirPods 4/Airpods Pro 2 (wireless version only)
Suitable for TWS bluetooth earpods compatible with Qi wireless charging standard

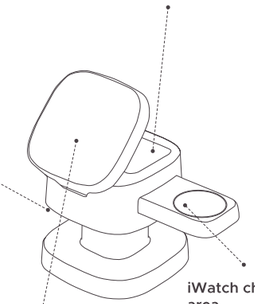

Night lamp

iWatch charging area

Suitable for iWatch whole series

Mobile phone charging area

Suitable for iPhone 8 and above whole series
Suitable for mobile phones compatible with Qi wireless charging standard

Install and Enjoy

Remove 'Apple Watch Charging Part'

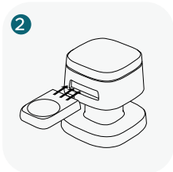

Insert 'Apple Watch Charging Part' into the charging station

Lift up the upper for charging mobile phone

Connect an adapter to the power outlet

Night lamp touch switch

1: Press once for natural light
2: Press twice for daylight.
3: Press three times for warm light.
4: Press four times to turn off the light.
5: Long press to adjust the brightness.

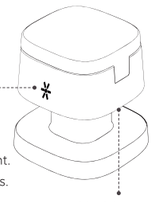

Night lamp

Specifications

Product name: 4 in 1 wireless charger
Input: 9V/2A 9V/3A
Mobile phone output: 5W/7.5W/10W/15W
Earphone output: 3W Max
Apple Watch output: 2.5W Max
Night lamp output: 1W Max

Package Contents

Wireless charger*1
4.9ft USB-C to USB-A Cable*1
User manual*1

Indicator status

Night lamp	Indicator status
Power connected	White light light up
Standby	Off
Phone charging/ Earphone charging/ Watch charging	Off

FAQ

1. Please put the mobile Phone / AirPods / Apple Watch at the center of charging area.

2. To achieve fast charging, please use a charger above 9V/3A to supply power to the wireless charger.

3. The charging distance is 0-2mm, please don't wear protective case which is thicker than 2mm. (Magnetic and metal attachments or credit cards will influence charging stability, please remove them before charging).

4. The watch has temperature control feature, when the temperature reaches 45 ℃, device will stop charging automatically, if the temperature become normal, it will continue to charge.

5. The lower temperature is, the faster charging speed is. The charging speed is faster in winter than in summer.

6. Please don't charge in high temperature and humid environments to avoid damage of circuit. When the abnormal charging situation occurs, please restart your phone or watch. Wait for the wireless charger to cool down, and try to remove the protective case of your phone to charge.

7. Put it at the place that children can't reach to avoid unnecessary accidents.

8. Please place the charger away from flammable and explosive liquids or gases.

9. If you have any problems with this wireless charger, please feel free to contact customer service. Your safety and experience are our top priorities, and we have it all covered.

Life Time Customer Support

Welcome to contact us and give us an opportunity to make it right if you encounter any issues or have any dissatisfaction while using our product.

- E-mail: aftersales.team@outlook.com
- 'Ask a question' on Amazon seller page
- 'Contact seller' on the order page

Even at weekends or holidays, our support team guarantees a quick response within 18 hours.

Extended Warranty

We offer long-time 12-month warranty policy instead of Amazon's basic 30-day window.

Following the guidelines of the warranty card in the package, register for an additional 12 months of extra warranty for a total of 24 months

This device complies with Part 15 of the FCC rules. Operation is subject to the following two conditions: 1) this device may not cause harmful interference, and 2) this device must accept any interference received, including interference that may cause undesired operation.

Note: This equipment has been tested and found to comply with the limits for a Class B digital device, pursuant to part 15 of the FCC Rules. These limits are designed to provide reasonable protection against harmful interference in a residential installation.

This equipment generates uses and can radiate radio frequency energy and, if not installed and used in accordance with the instructions, may cause harmful interference to radio communications. However, there is no guarantee that interference will not occur in particular installation. If this equipment does cause harmful interference to radio or television reception, which can be determined by turning the equipment off and on, the user is encouraged to try to correct the interference by one or more of the following measures:

--Reorient or relocate the receiving antenna.

--Increase the separation between the equipment and receiver.

--Connect the equipment into an outlet on a circuit different from that to which the receiver is connected.

--Consult the dealer or an experienced radio/TV technician for help.

Changes or modifications not expressly approved by the party responsible for compliance could void the user's authority to operate the equipment.

Radiation Exposure Statement

This device complies with FCC RF radiation exposure limits set forth for an uncontrolled environment.

The FCC certification of this device refers to RF exposure testing performed in typical operating conditions, where a person is no closer than 20 centimeters from the device surface at all times, except for non-repetitive patterns with transient time intervals in the order of a second. Only in the stated conditions, the device is shown to fully comply with the FCC RF Exposure requirements of KDB 447498.