English

Instructions

Product Introduction

The 2 IN 1 USB Dongle is designed to seamlessly convert the original wired Carplay to wireless Carplay， wired Android Auto to wireless Android Auto. Having CarPlay in your vehicle enables you to link your Phone/Android phone and effortlessly interact with it through the car's integrated display and controls, or through Siri control.
Users can effortlessly and securely make phone calls, enjoy music, send and receive messages, access navigation, cast their cell phone screen, and much more.

Product Features

1. Enjoy the convenience of wireless CarPlay connectivity with our support for wired-to-wireless connection. Simply connect your phone and go!
2. Choose between wired and wireless Android Auto connections to suit your preferences and needs.

Conditions of use

The 2 IN 1 USB Dongle is specifically designed to work with wired car hosts manufactured after 2016, and is compatible with iOS 10+ and Android 11+ for wireless phone connections.
Tip: In the event that the product cannot be paired with your car, please don't hesitate to contact us with your car model for further assistance.

Packing List

1. 2 IN 1 USB Dongle 2. USB A to C cable 3. Instruction manual

Product hardware parameters

1. working temperature: -20°C ━ +70°C
2. Input voltage: 5V⎓ 1A

Wireless CarPlay/Android Auto connection

Step 1: Simply plug it into the original CarPlay interface and wait for the box interface to appear.

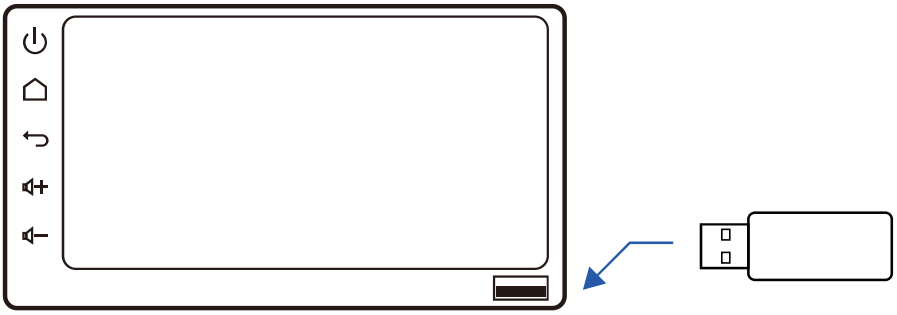

Insert the original car's CarPlay USB interface

Step 2: Cell phone search for Bluetooth name.

Step 3: Simply pair the Bluetooth connection with the name According to the interface prompts ： "Kowam_xxxx"

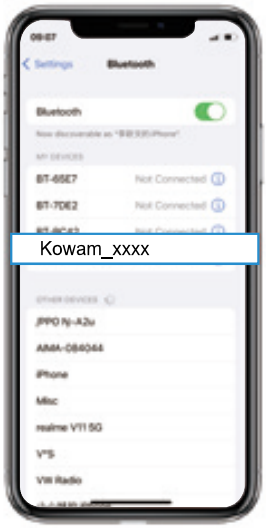

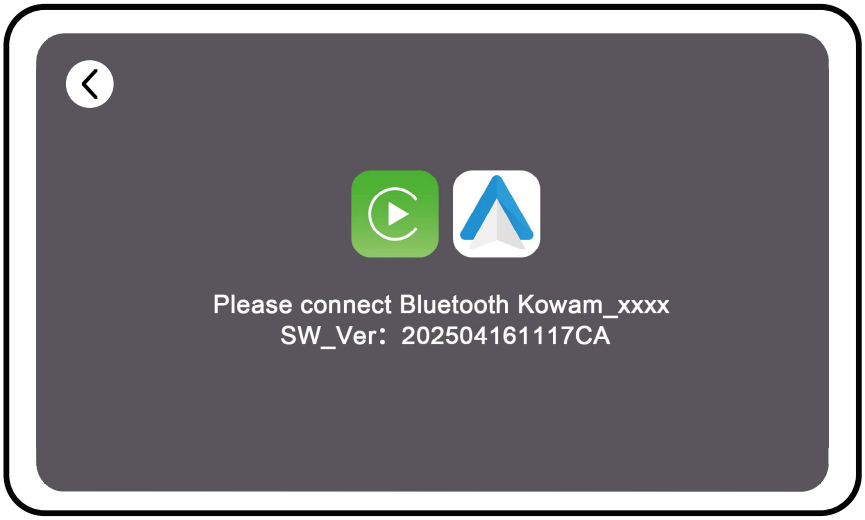

Step 4: Once successfully connected, a CarPlay window will pop up on your phone. Click "Use CarPlay" to enter the CarPlay interface.

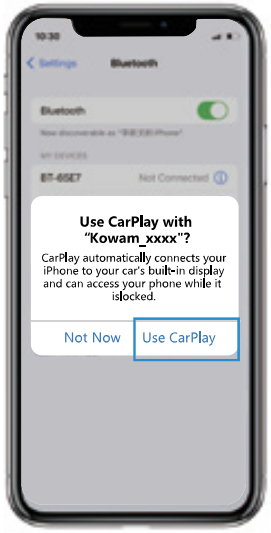

Wireless Android Auto connection process as above

Issue submission and device upgrade

Plug the product into the USB 5V power supply (as shown in the figure below). After the device is powered on, use the mobile phone to connect to the device WIFI. WIFI name: Kowam_xxxx , password 88888888, and enter http://192.168.1.101 in the browser to enter the background system.

use a cigarette lighter

Using a mobile phone charger

Use the original Carplay port (not recommnended)

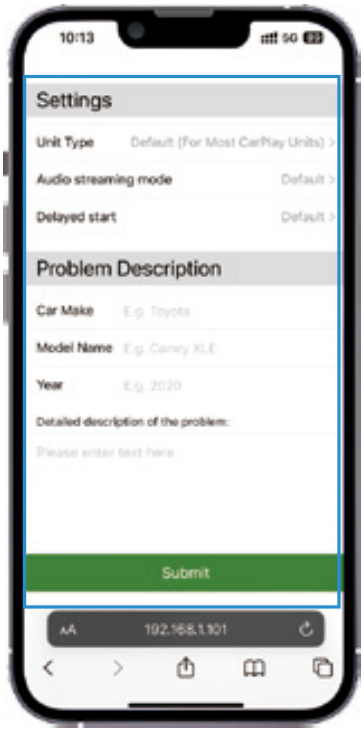

Issue submission
Enter the background system to fill in the problem description, click "Submit" and take a screenshot of the mobile phone to contact the dealer.

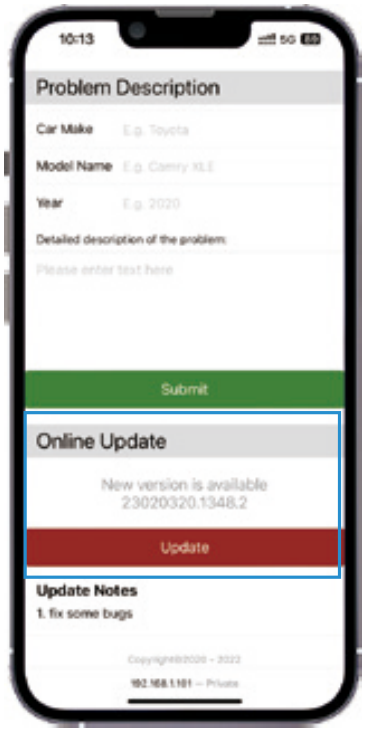

Device Upgrade
Enter the backstage system and click "Update" to realize the software upgrade.

FCC Warning

This device complies with part 15 of the FCC Rules. Operation is subject to the following two conditions: (1) This device may not cause harmful interference, and (2) this device must accept any interference received, including interference that may cause undesired operation.

Any Changes or modifications not expressly approved by the party responsible for compliance could void the user's authority to operate the equipment.

Note: This equipment has been tested and found to comply with the limits for a Class B digital device, pursuant to part 15 of the FCC Rules. These limits are designed to provide reasonable protection against harmful interference in a residential installation. This equipment generates uses and can radiate radio frequency energy and, if not installed and used in accordance with the instructions, may cause harmful interference to radio communications. However, there is no guarantee that interference will not occur in a particular installation. If this equipment does cause harmful interference to radio or television reception, which can be determined by turning the equipment off and on, the user is encouraged to try to correct the interference by one or more of the following measures:

-Reorient or relocate the receiving antenna.

-Increase the separation between the equipment and receiver.

-Connect the equipment into an outlet on a circuit different from that to which the receiver is connected.

-Consult the dealer or an experienced radio/TV technician for help.

This equipment complies with FCC radiation exposure limits set forth for an uncontrolled environment. This equipment should be installed and operated with minimum distance 20cm between the radiator & your body.