CFS NVNT 2-DH5 2441MHz Ant1

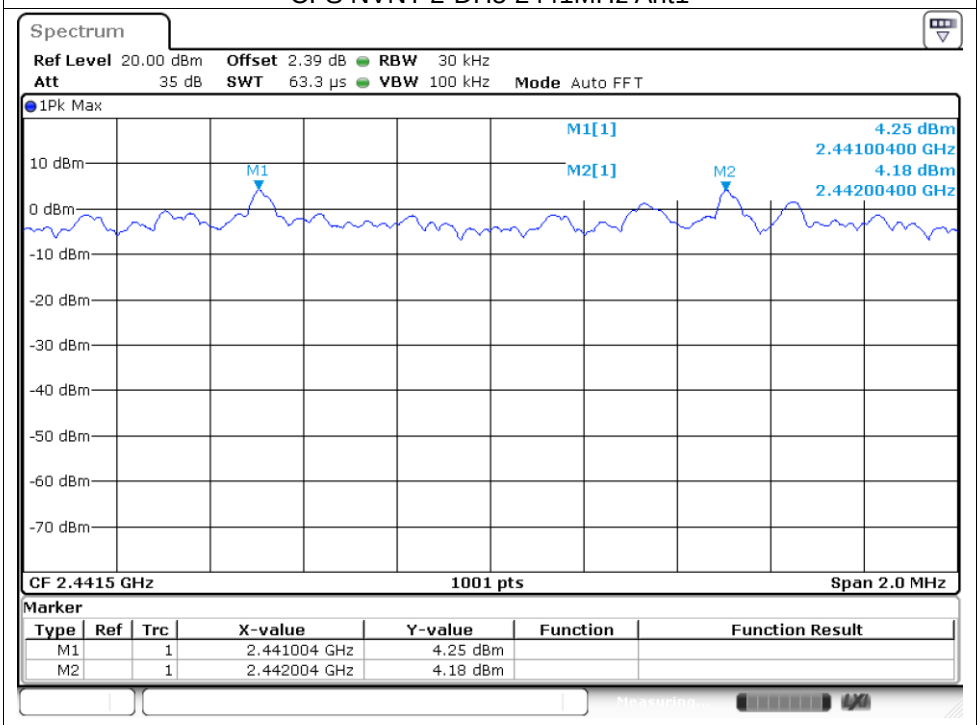

CFS NVNT 2-DH5 2480MHz Ant1

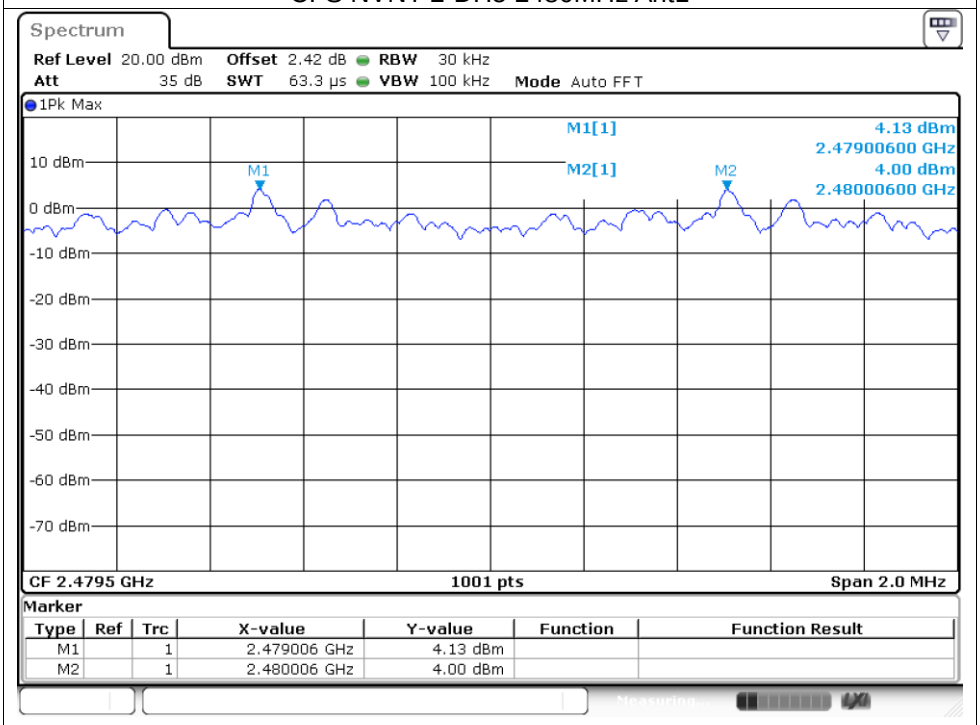

CFS NVNT 3-DH5 2402MHz Ant1

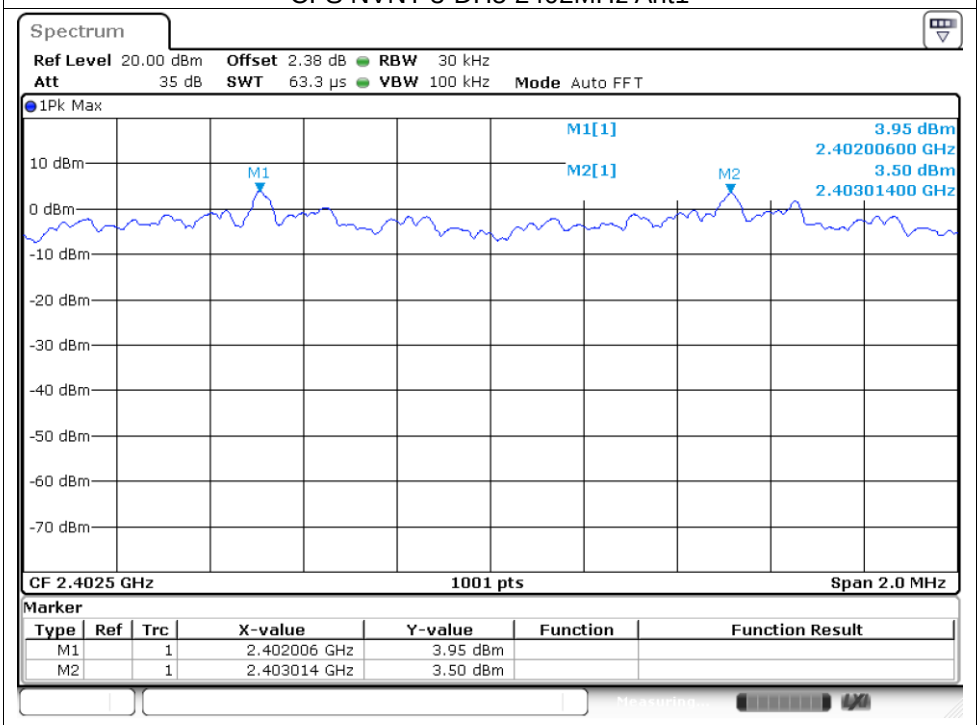

CFS NVNT 3-DH5 2441MHz Ant1

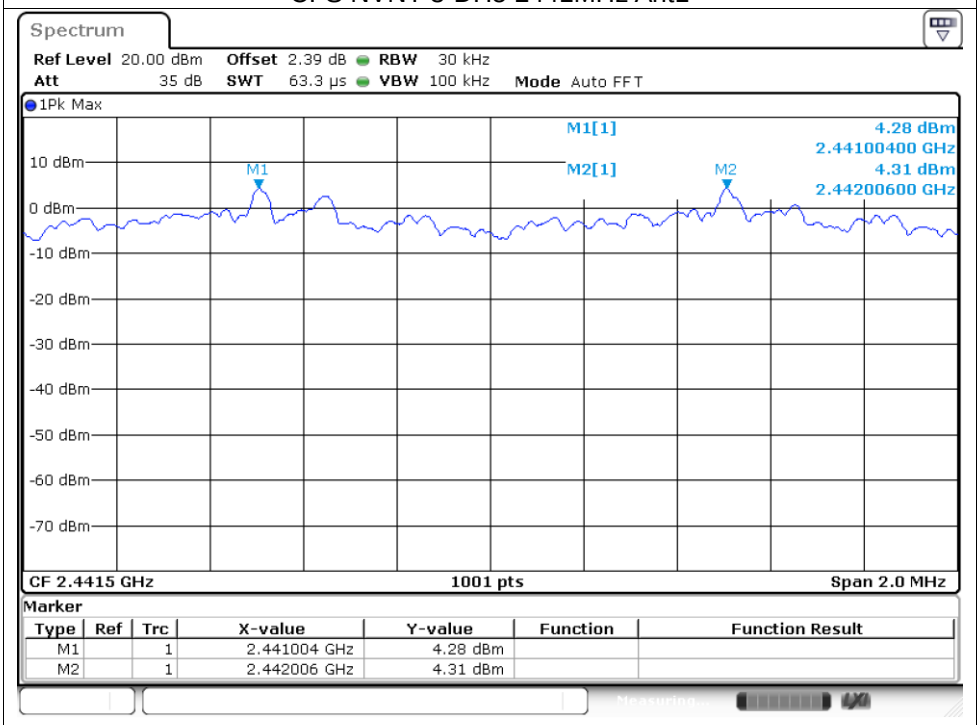

CFS NVNT 3-DH5 2480MHz Ant1

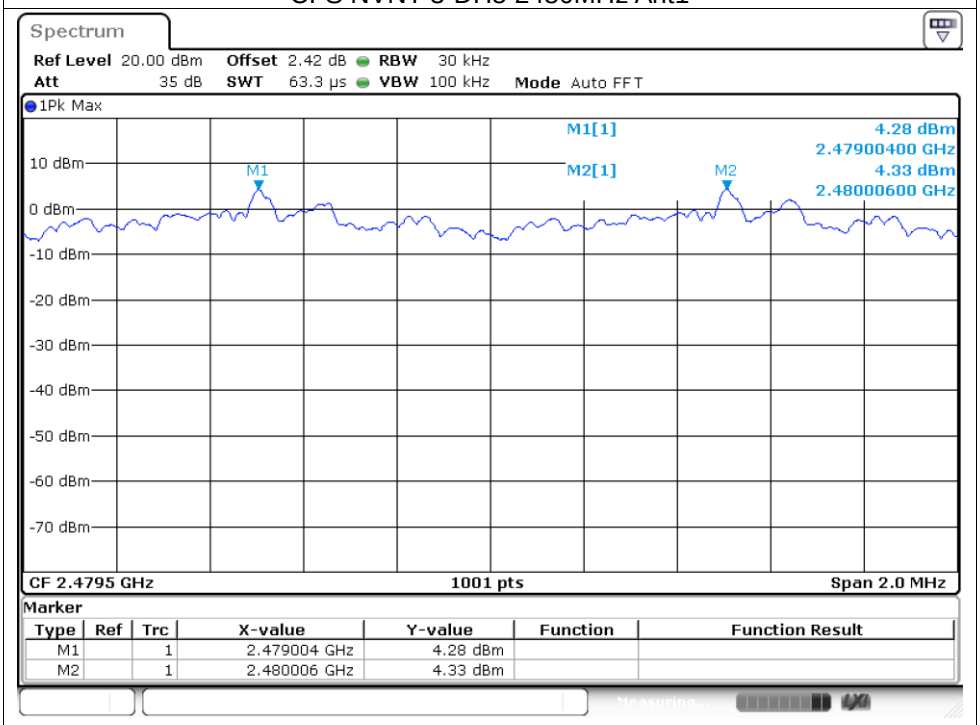

8.6 NUMBER OF HOPPING CHANNEL

Condition	Mode	Antenna	Hopping Number	Limit	Verdict
NVNT	1-DH5	Ant1	79	15	Pass
NVNT	2-DH5	Ant1	79	15	Pass
NVNT	3-DH5	Ant1	79	15	Pass

Test Graphs

Hopping No. NVNT 1-DH5 2402MHz Ant1

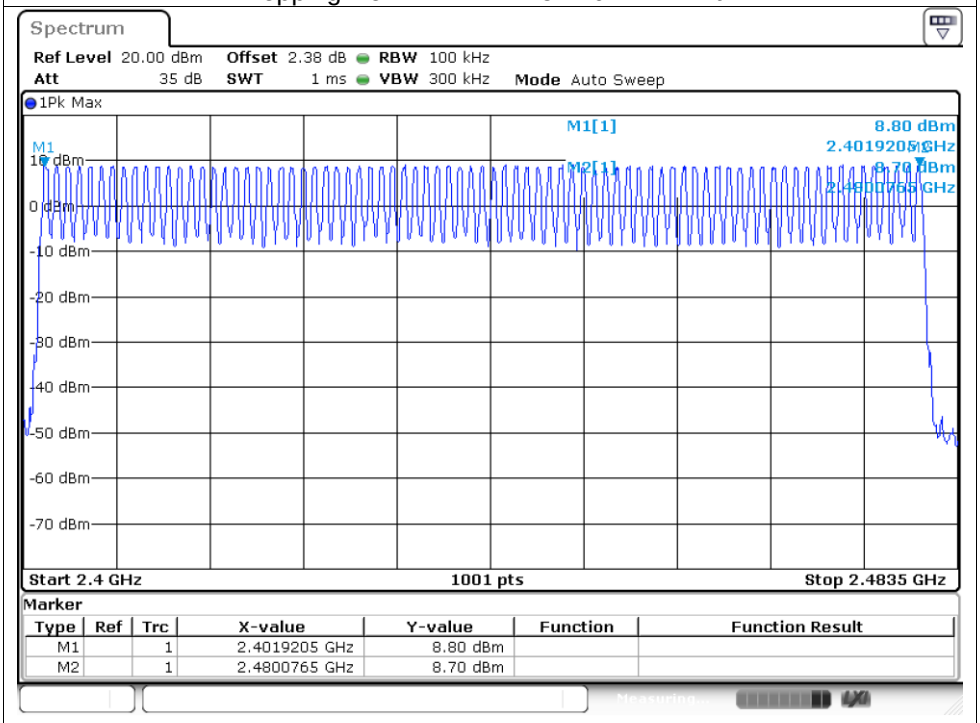

Hopping No. NVNT 2-DH5 2402MHz Ant1

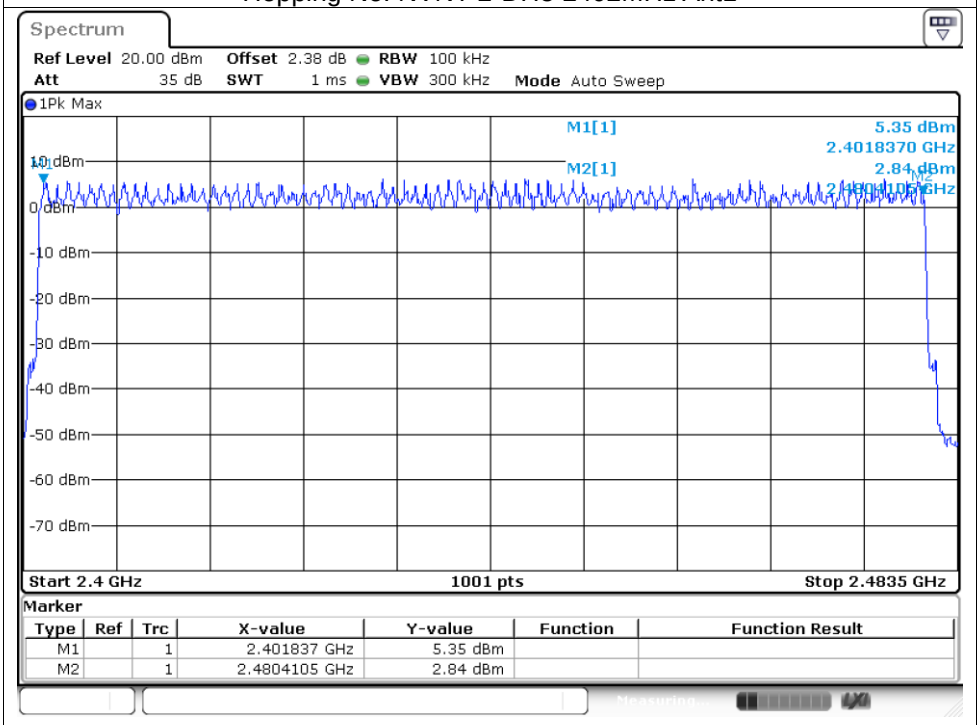

Hopping No. NVNT 3-DH5 2402MHz Ant1

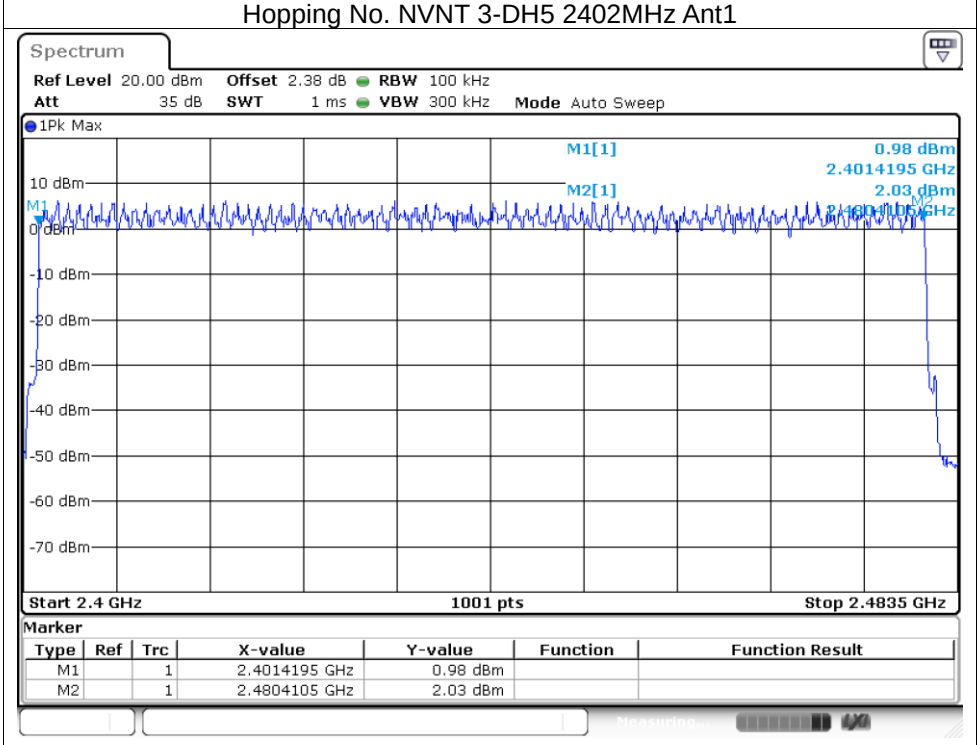

8.7 BAND EDGE

Condition	Mode	Frequency (MHz)	Antenna	Hopping Mode	Max Value (dBc)	Limit (dBc)	Verdict
NVNT	1-DH5	2402	Ant1	No-Hopping	-58.58	-20	Pass
NVNT	1-DH5	2480	Ant1	No-Hopping	-59.69	-20	Pass
NVNT	2-DH5	2402	Ant1	No-Hopping	-55.59	-20	Pass
NVNT	2-DH5	2480	Ant1	No-Hopping	-57.26	-20	Pass
NVNT	3-DH5	2402	Ant1	No-Hopping	-55.44	-20	Pass
NVNT	3-DH5	2480	Ant1	No-Hopping	-57.54	-20	Pass

Test Graphs

Band Edge NVNT 1-DH5 2402MHz Ant1 No-Hopping Ref

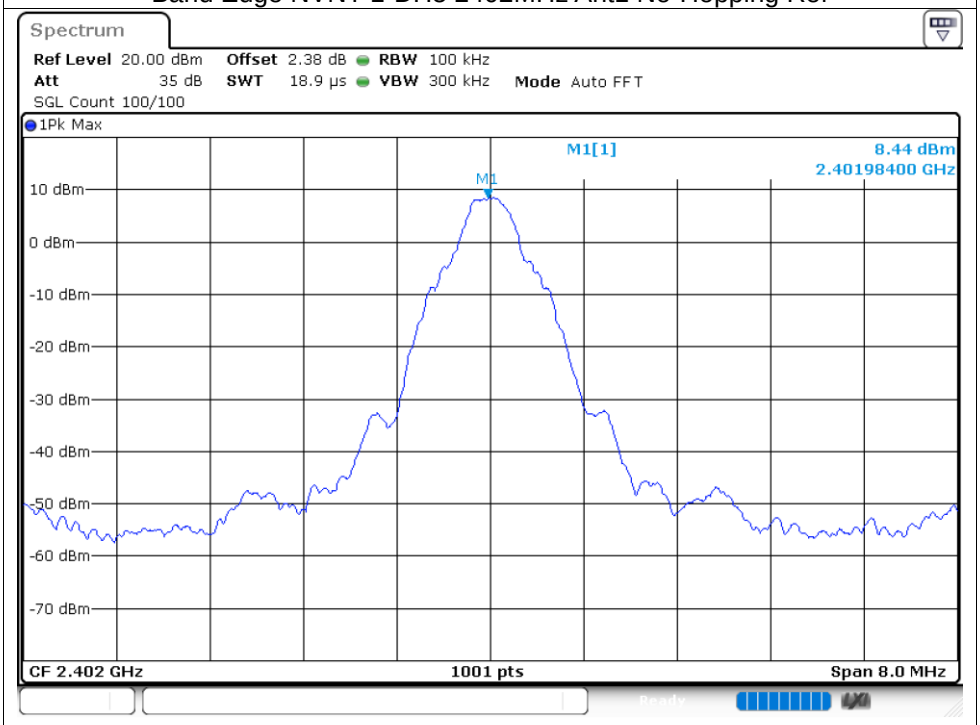

Band Edge NVNT 1-DH5 2402MHz Ant1 No-Hopping Emission

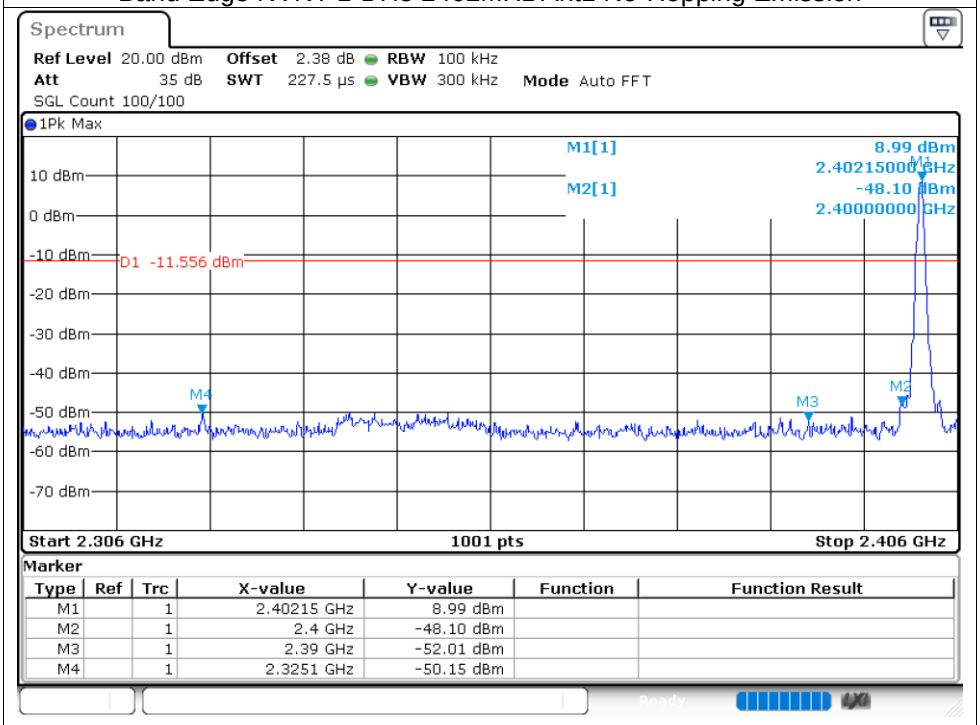

Marker

Type	Ref	Trc	X-value	Y-value	Function	Function Result
M1		1	2.40215 GHz	8.99 dBm		
M2		1	2.4 GHz	-48.10 dBm		
M3		1	2.39 GHz	-52.01 dBm		
M4		1	2.3251 GHz	-50.15 dBm		

Band Edge NVNT 1-DH5 2480MHz Ant1 No-Hopping Ref

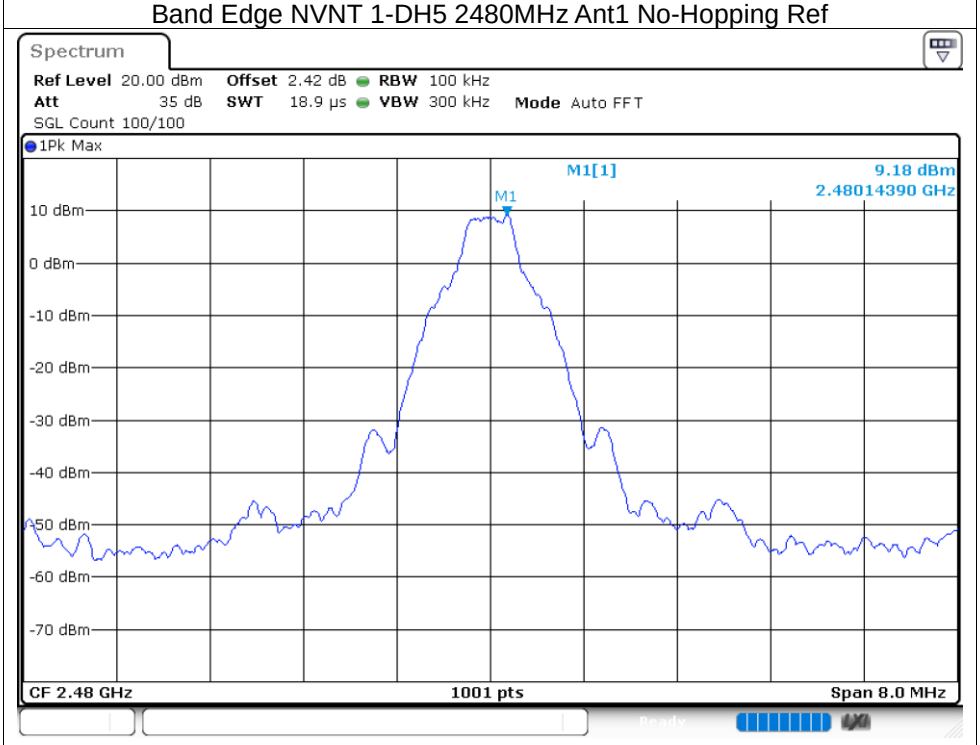

Band Edge NVNT 1-DH5 2480MHz Ant1 No-Hopping Emission

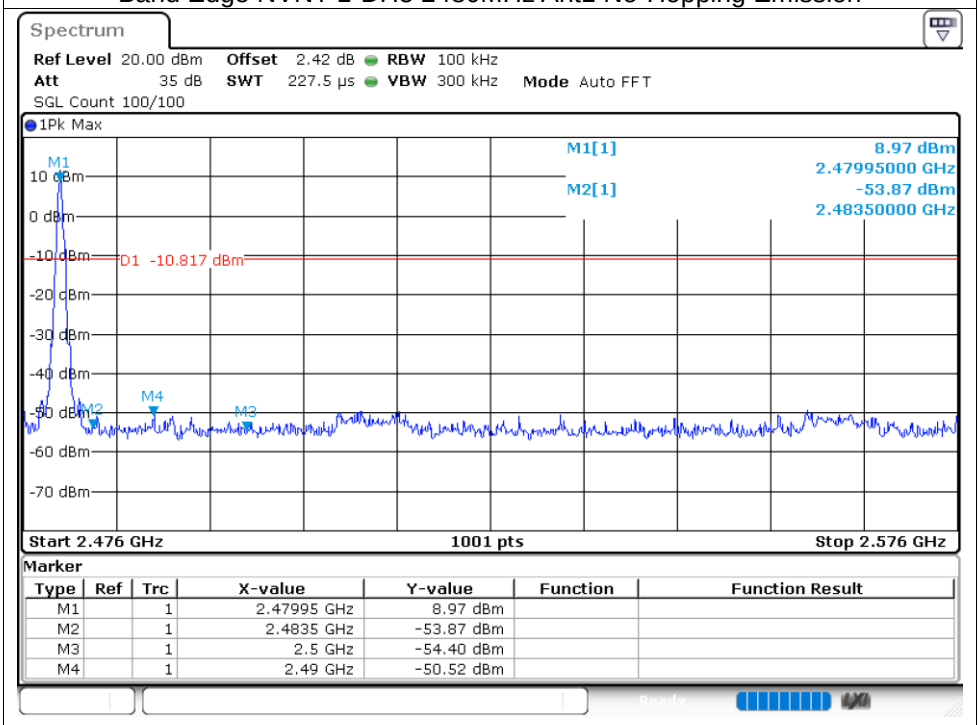

Marker

Type	Ref	Trc	X-value	Y-value	Function	Function Result
M1		1	2.47995 GHz	8.97 dBm		
M2		1	2.4835 GHz	-53.87 dBm		
M3		1	2.5 GHz	-54.40 dBm		
M4		1	2.49 GHz	-50.52 dBm		

Band Edge NVNT 2-DH5 2402MHz Ant1 No-Hopping Ref

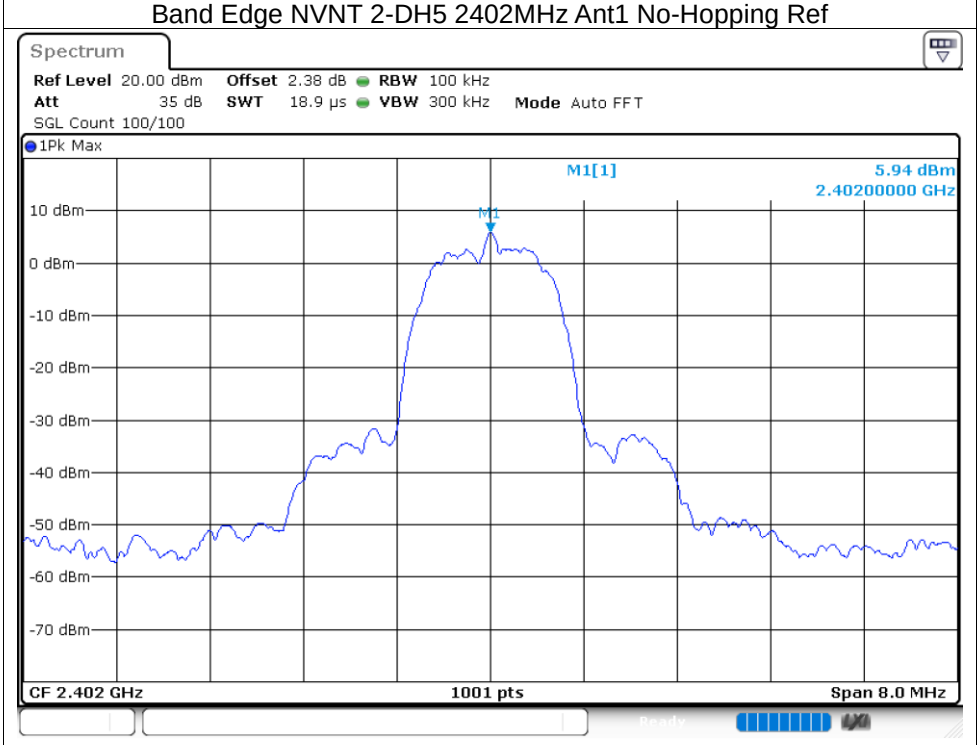

Band Edge NVNT 2-DH5 2402MHz Ant1 No-Hopping Emission

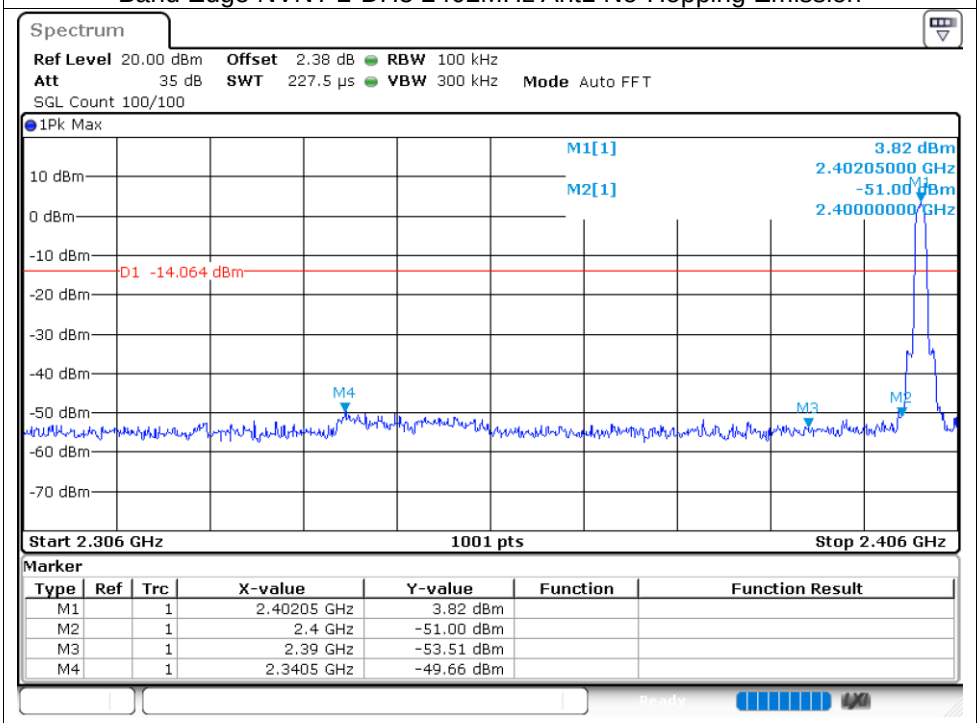

Marker

Type	Ref	Trc	X-value	Y-value	Function	Function Result
M1		1	2.40205 GHz	3.82 dBm		
M2		1	2.4 GHz	-51.00 dBm		
M3		1	2.39 GHz	-53.51 dBm		
M4		1	2.3405 GHz	-49.66 dBm		

Band Edge NVNT 2-DH5 2480MHz Ant1 No-Hopping Ref

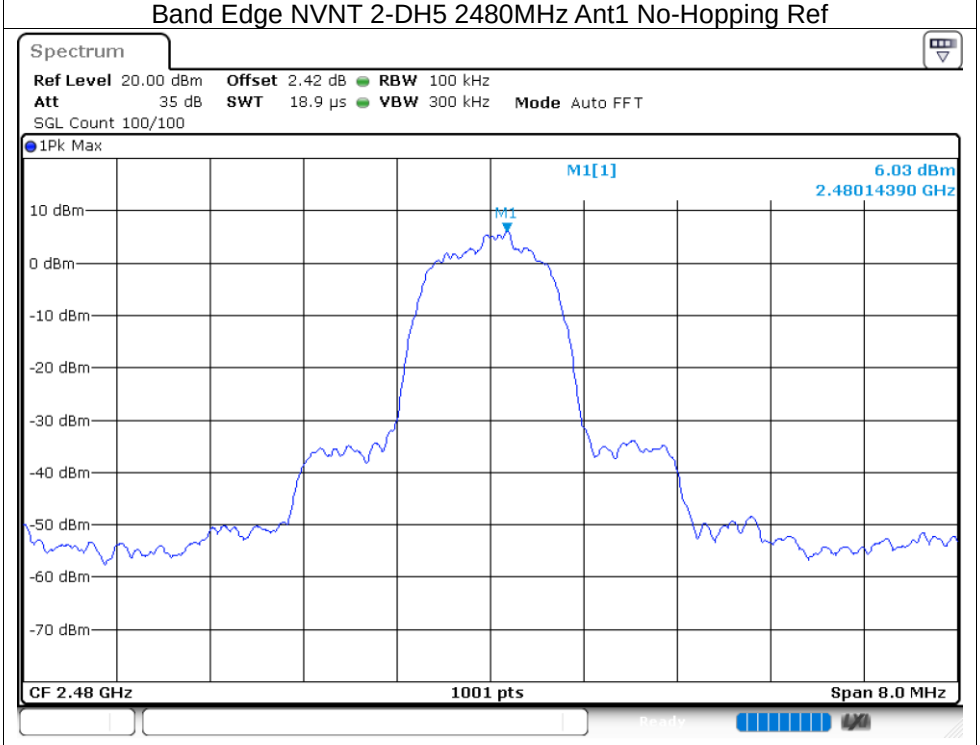

Band Edge NVNT 2-DH5 2480MHz Ant1 No-Hopping Emission

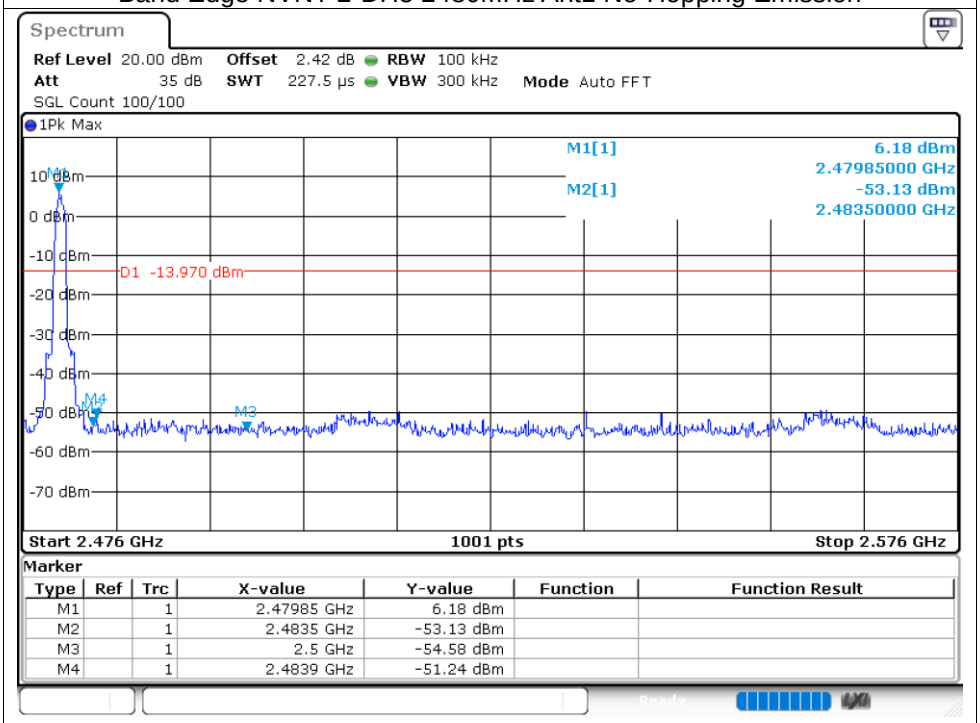

Marker

Type	Ref	Trc	X-value	Y-value	Function	Function Result
M1		1	2.47985 GHz	6.18 dBm		
M2		1	2.4835 GHz	-53.13 dBm		
M3		1	2.5 GHz	-54.58 dBm		
M4		1	2.4839 GHz	-51.24 dBm		

Band Edge NVNT 3-DH5 2402MHz Ant1 No-Hopping Ref

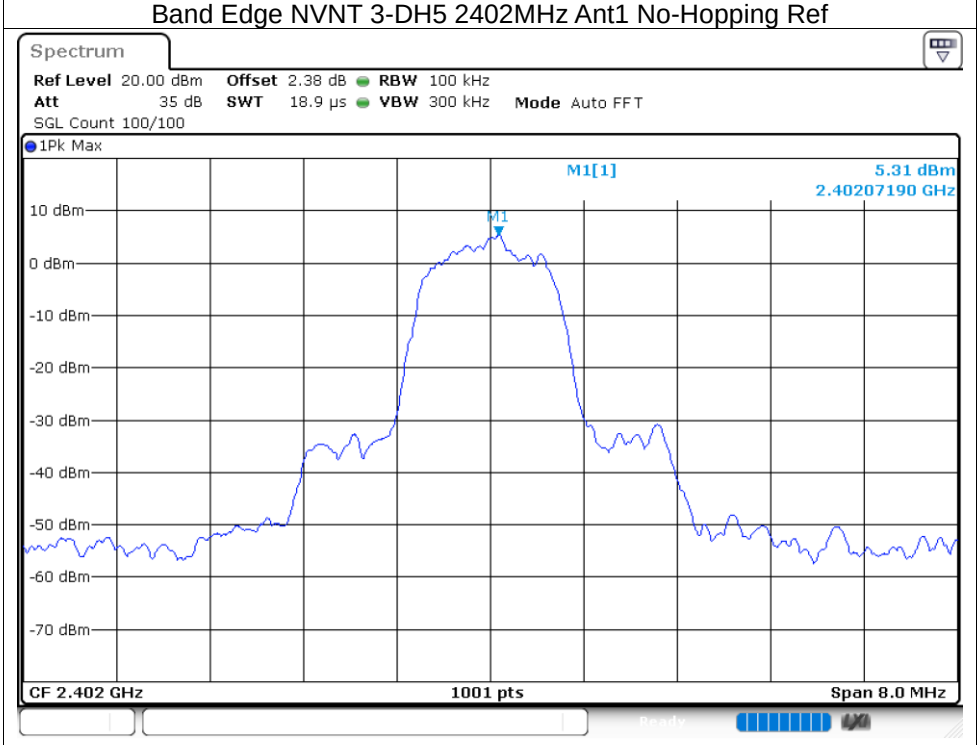

Band Edge NVNT 3-DH5 2402MHz Ant1 No-Hopping Emission

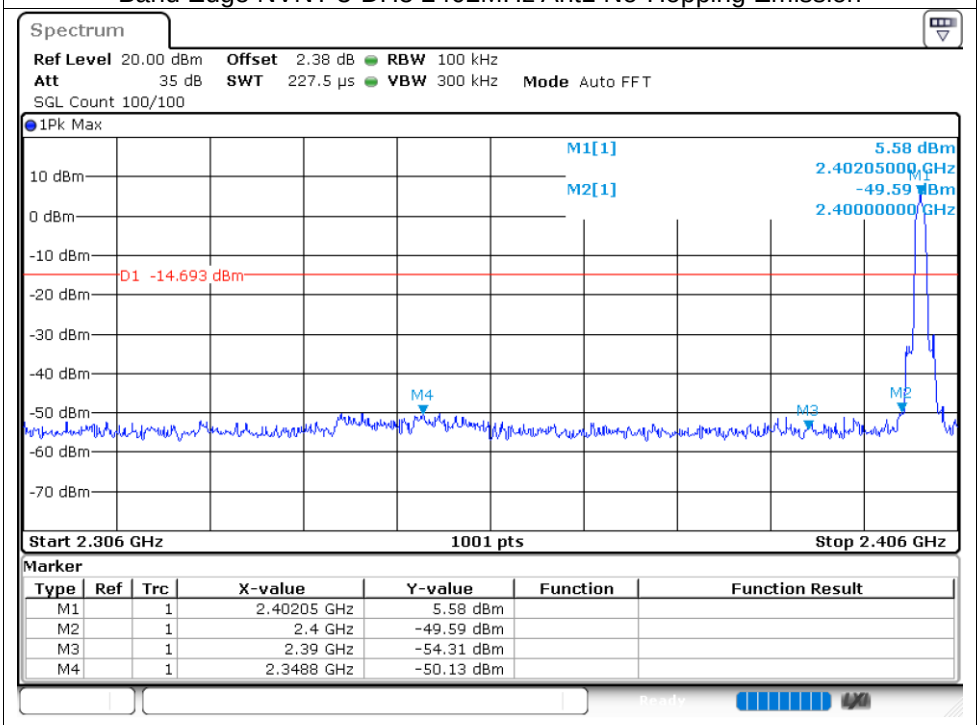

Marker

Type	Ref	Trc	X-value	Y-value	Function	Function Result
M1		1	2.40205 GHz	5.58 dBm		
M2		1	2.4 GHz	-49.59 dBm		
M3		1	2.39 GHz	-54.31 dBm		
M4		1	2.3488 GHz	-50.13 dBm		

Band Edge NVNT 3-DH5 2480MHz Ant1 No-Hopping Ref

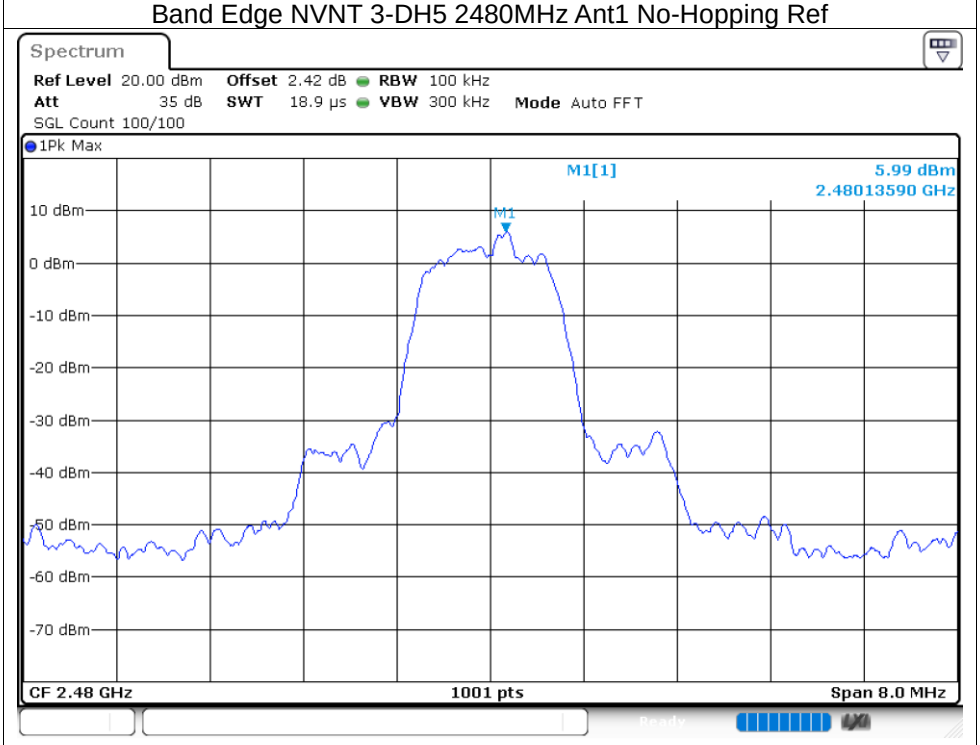

Band Edge NVNT 3-DH5 2480MHz Ant1 No-Hopping Emission

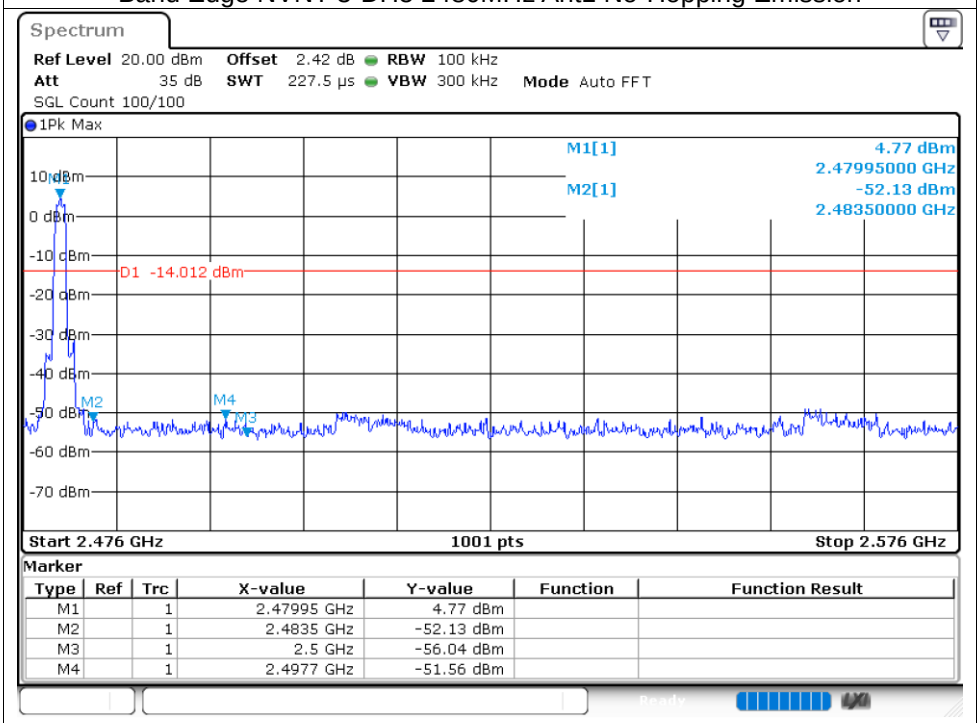

Marker

Type	Ref	Trc	X-value	Y-value	Function	Function Result
M1		1	2.47995 GHz	4.77 dBm		
M2		1	2.4835 GHz	-52.13 dBm		
M3		1	2.5 GHz	-56.04 dBm		
M4		1	2.4977 GHz	-51.56 dBm		

8.8 BAND EDGE(HOPPING)

Condition	Mode	Frequency (MHz)	Antenna	Hopping Mode	Max Value (dBc)	Limit (dBc)	Verdict
NVNT	1-DH5	2402	Ant1	Hopping	-56.98	-20	Pass
NVNT	1-DH5	2480	Ant1	Hopping	-59.46	-20	Pass
NVNT	2-DH5	2402	Ant1	Hopping	-54.75	-20	Pass
NVNT	2-DH5	2480	Ant1	Hopping	-57.18	-20	Pass
NVNT	3-DH5	2402	Ant1	Hopping	-54.6	-20	Pass
NVNT	3-DH5	2480	Ant1	Hopping	-57.48	-20	Pass

Test Graphs

Band Edge(Hopping) NVNT 1-DH5 2402MHz Ant1 Hopping Ref

Band Edge(Hopping) NVNT 1-DH5 2402MHz Ant1 Hopping Emission

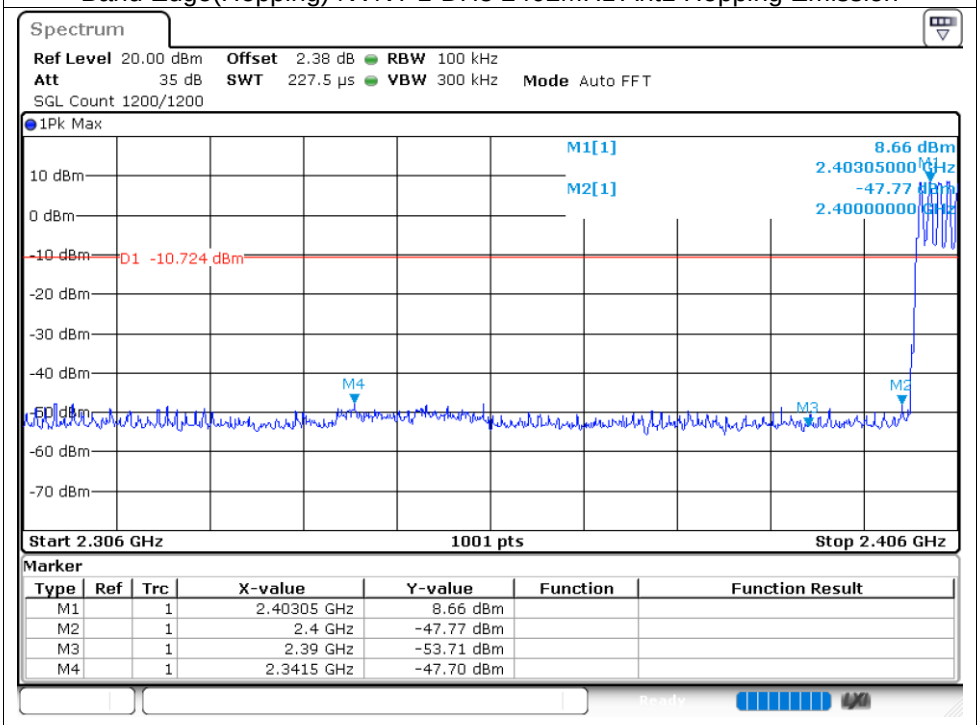

Marker

Type	Ref	Trc	X-value	Y-value	Function	Function Result
M1		1	2.40305 GHz	8.66 dBm		
M2		1	2.4 GHz	-47.77 dBm		
M3		1	2.39 GHz	-53.71 dBm		
M4		1	2.3415 GHz	-47.70 dBm		

Band Edge(Hopping) NVNT 1-DH5 2480MHz Ant1 Hopping Ref

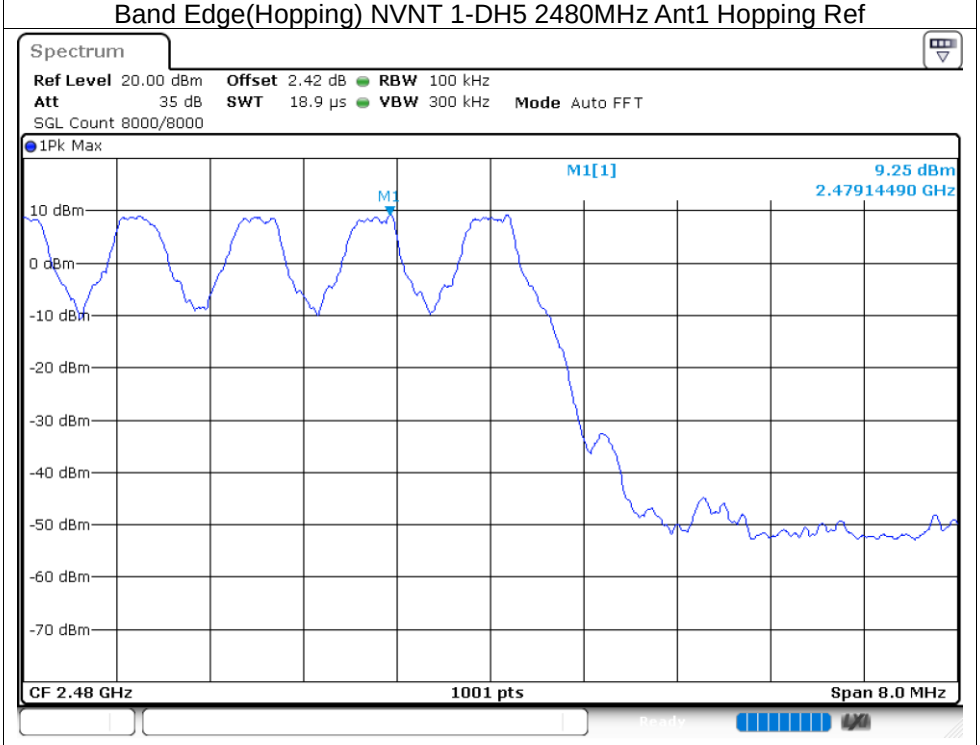

Band Edge(Hopping) NVNT 1-DH5 2480MHz Ant1 Hopping Emission

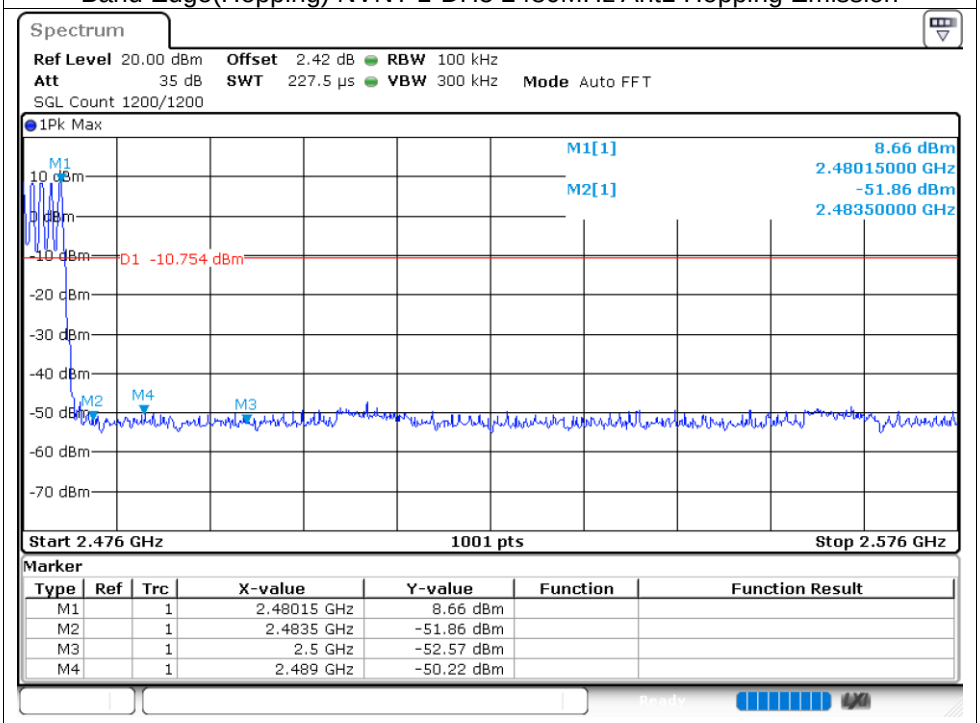

Marker

Type	Ref	Trc	X-value	Y-value	Function	Function Result
M1		1	2.48015 GHz	8.66 dBm		
M2		1	2.4835 GHz	-51.86 dBm		
M3		1	2.5 GHz	-52.57 dBm		
M4		1	2.489 GHz	-50.22 dBm		

Band Edge(Hopping) NVNT 2-DH5 2402MHz Ant1 Hopping Ref

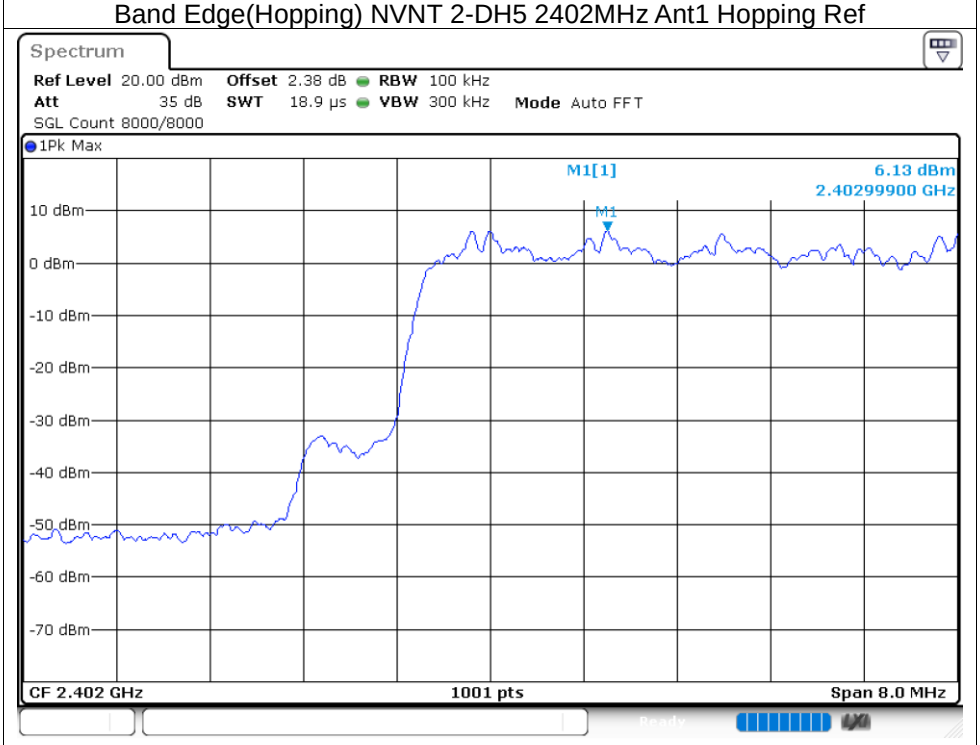

Band Edge(Hopping) NVNT 2-DH5 2402MHz Ant1 Hopping Emission

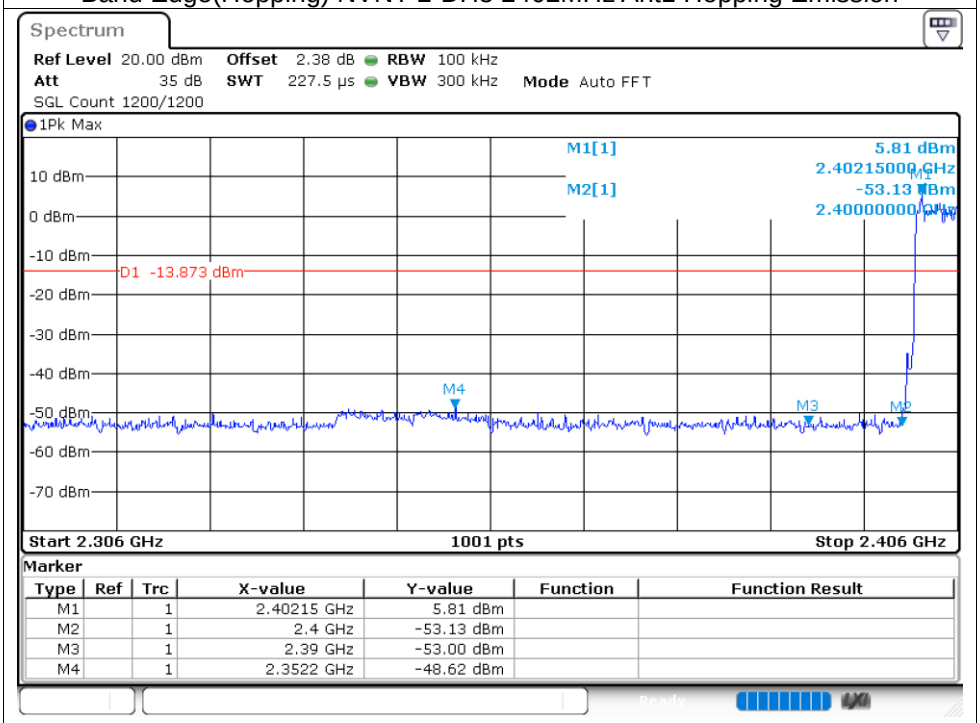

Marker

Type	Ref	Trc	X-value	Y-value	Function	Function Result
M1		1	2.40215 GHz	5.81 dBm		
M2		1	2.4 GHz	-53.13 dBm		
M3		1	2.39 GHz	-53.00 dBm		
M4		1	2.3522 GHz	-48.62 dBm		

Band Edge(Hopping) NVNT 2-DH5 2480MHz Ant1 Hopping Ref

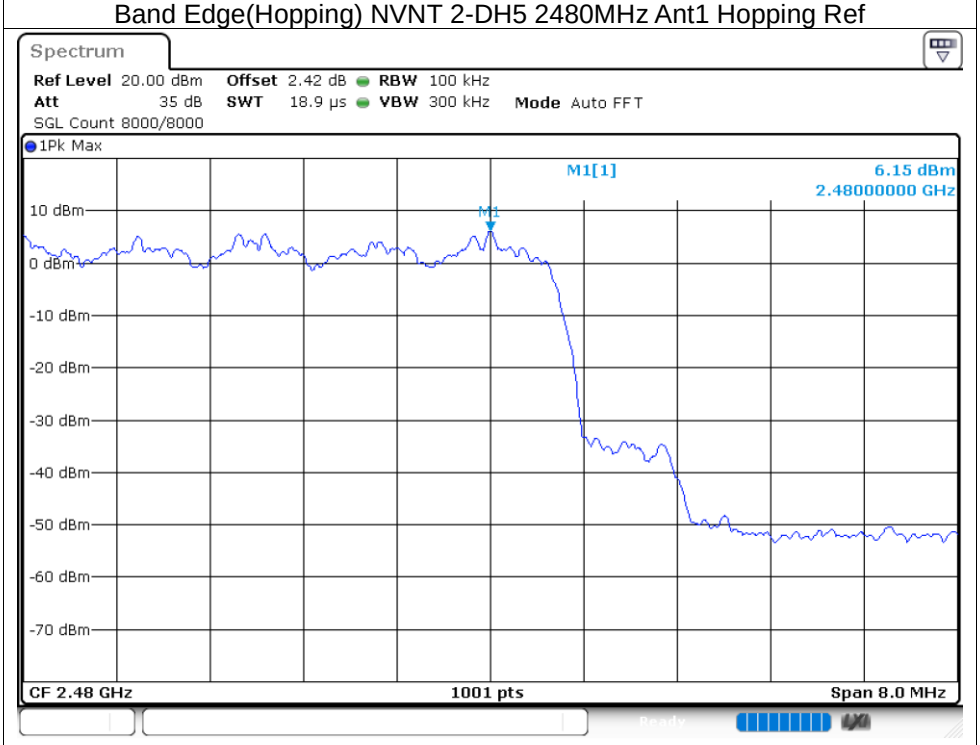

Band Edge(Hopping) NVNT 2-DH5 2480MHz Ant1 Hopping Emission

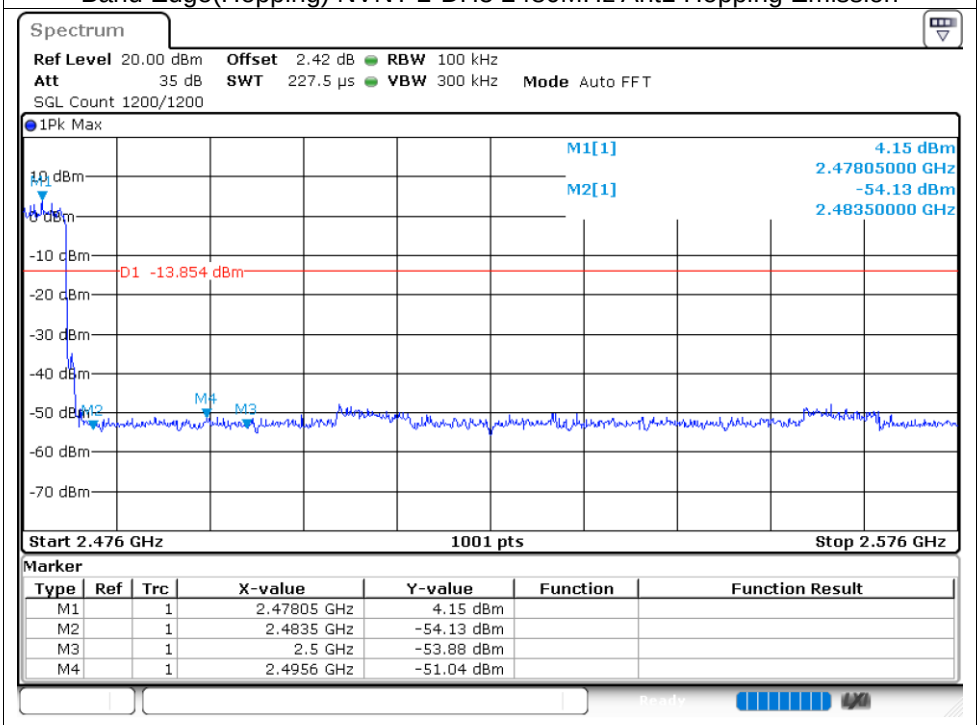

Marker

Type	Ref	Trc	X-value	Y-value	Function	Function Result
M1		1	2.47805 GHz	4.15 dBm		
M2		1	2.4835 GHz	-54.13 dBm		
M3		1	2.5 GHz	-53.88 dBm		
M4		1	2.4956 GHz	-51.04 dBm		

Band Edge(Hopping) NVNT 3-DH5 2402MHz Ant1 Hopping Ref

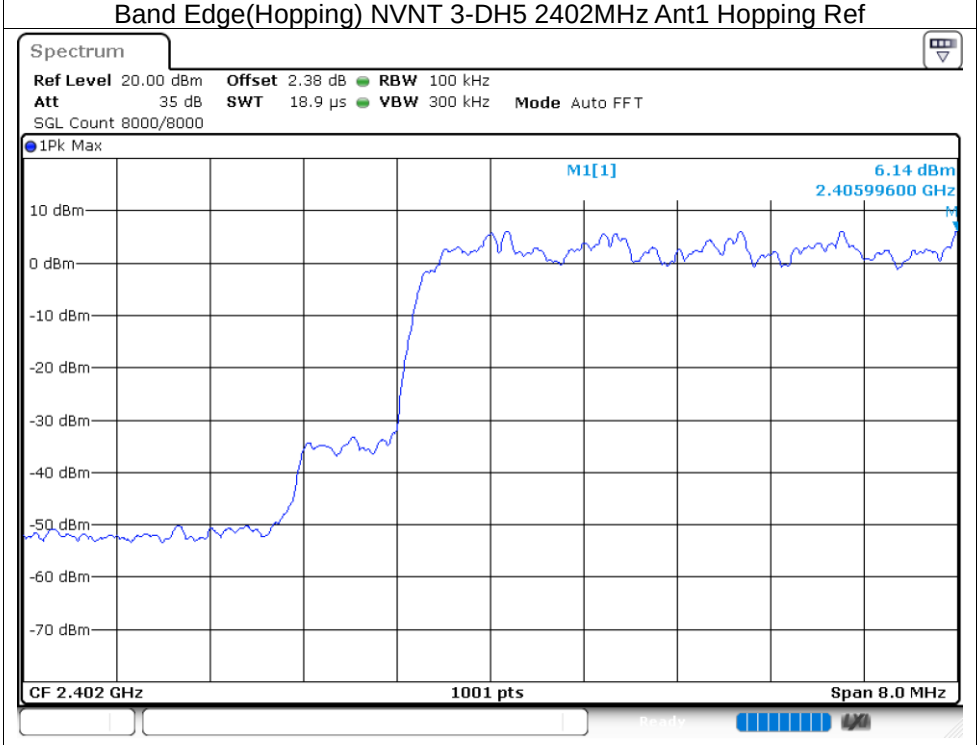

Band Edge(Hopping) NVNT 3-DH5 2402MHz Ant1 Hopping Emission

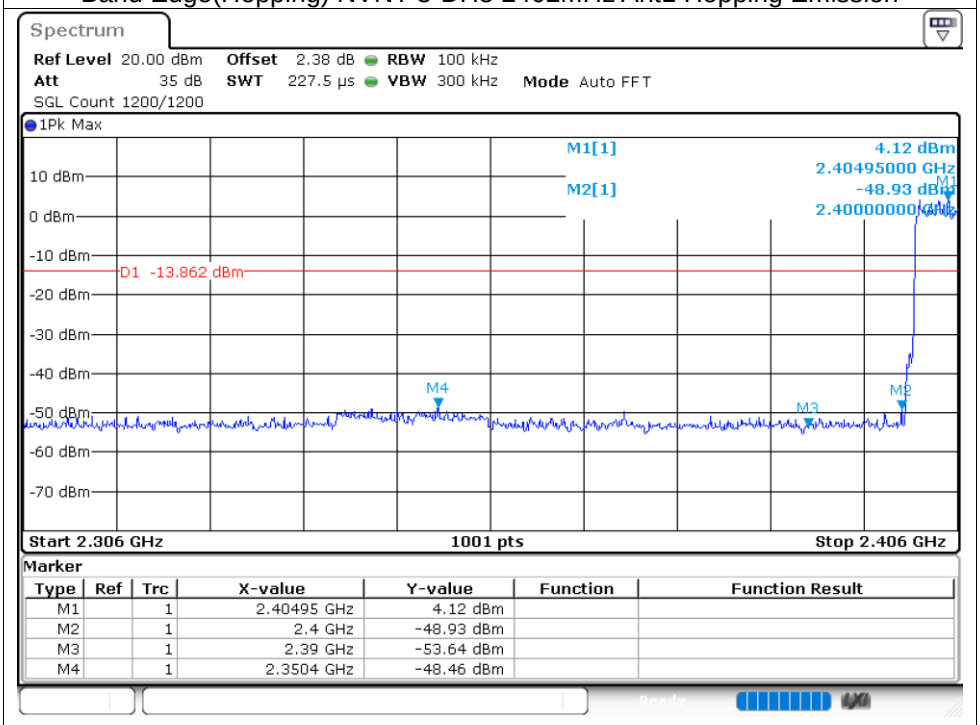

Marker

Type	Ref	Trc	X-value	Y-value	Function	Function Result
M1		1	2.40495 GHz	4.12 dBm		
M2		1	2.4 GHz	-48.93 dBm		
M3		1	2.39 GHz	-53.64 dBm		
M4		1	2.3504 GHz	-48.46 dBm		

Band Edge(Hopping) NVNT 3-DH5 2480MHz Ant1 Hopping Ref

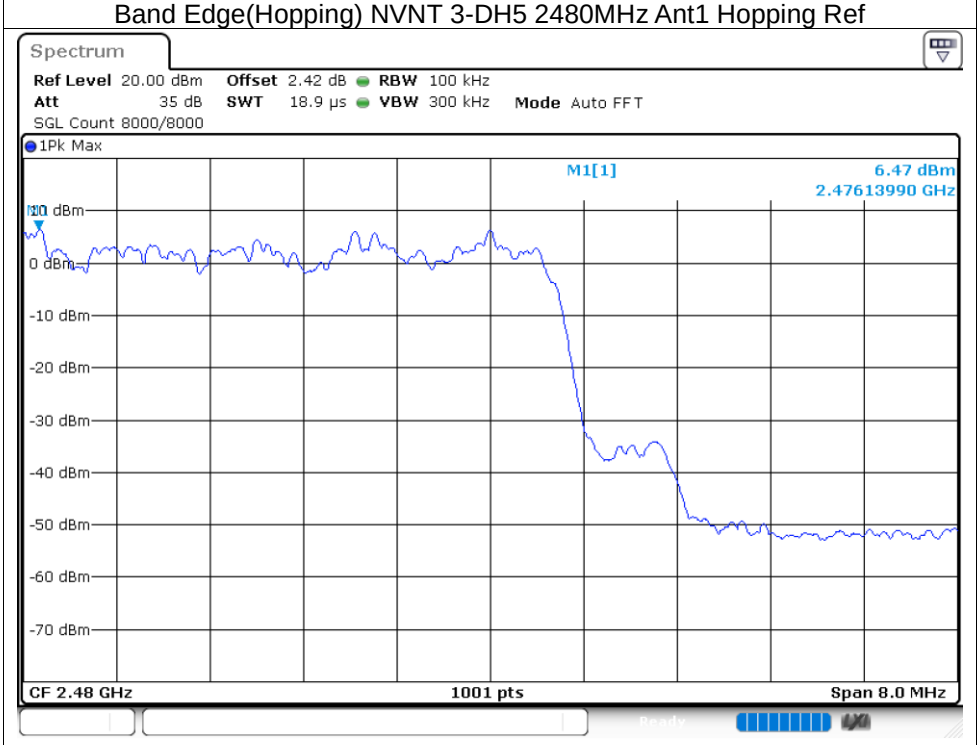

Band Edge(Hopping) NVNT 3-DH5 2480MHz Ant1 Hopping Emission

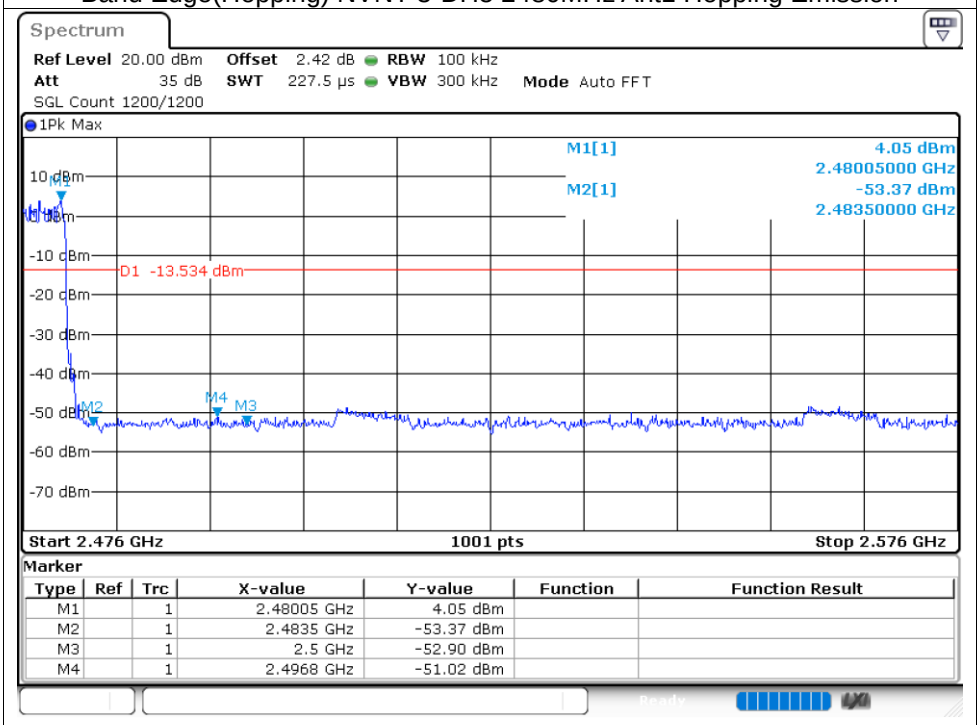

Marker

Type	Ref	Trc	X-value	Y-value	Function	Function Result
M1		1	2.48005 GHz	4.05 dBm		
M2		1	2.4835 GHz	-53.37 dBm		
M3		1	2.5 GHz	-52.90 dBm		
M4		1	2.4968 GHz	-51.02 dBm		

8.9 CONDUCTED RF SPURIOUS EMISSION

Condition	Mode	Frequency (MHz)	Antenna	Max Value (dBc)	Limit (dBc)	Verdict
NVNT	1-DH5	2402	Ant1	-59.39	-20	Pass
NVNT	1-DH5	2441	Ant1	-58.04	-20	Pass
NVNT	1-DH5	2480	Ant1	-57.11	-20	Pass
NVNT	2-DH5	2402	Ant1	-59.48	-20	Pass
NVNT	2-DH5	2441	Ant1	-60.66	-20	Pass
NVNT	2-DH5	2480	Ant1	-58.67	-20	Pass
NVNT	3-DH5	2402	Ant1	-60.83	-20	Pass
NVNT	3-DH5	2441	Ant1	-59.03	-20	Pass
NVNT	3-DH5	2480	Ant1	-57.14	-20	Pass

Test Graphs

Tx. Spurious NVNT 1-DH5 2402MHz Ant1 Ref

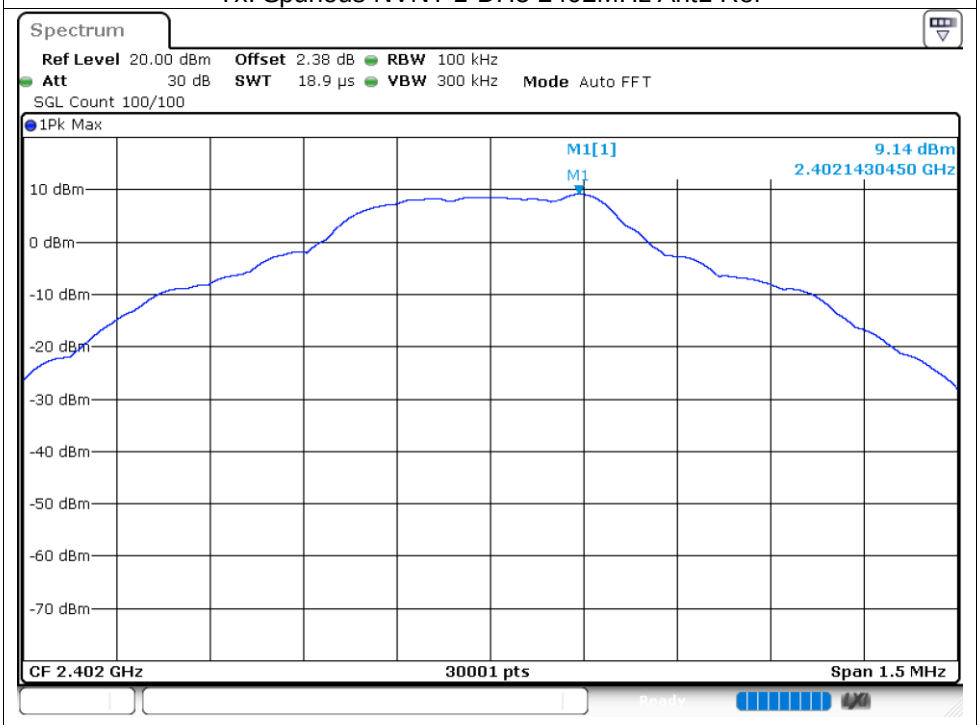

Tx. Spurious NVNT 1-DH5 2402MHz Ant1 Emission

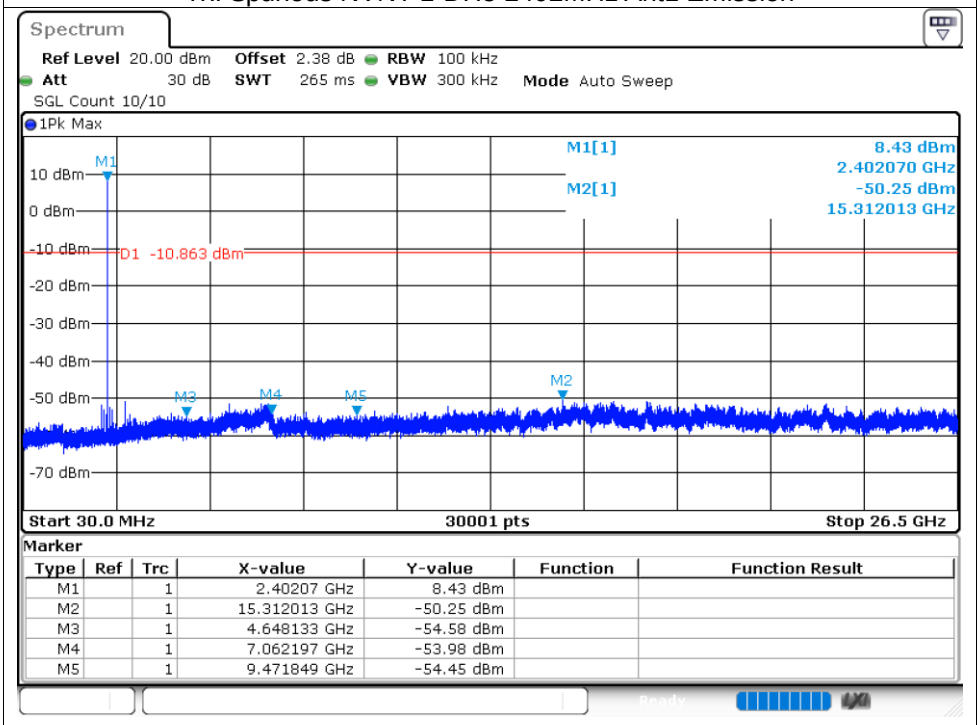

Marker

Type	Ref	Trc	X-value	Y-value	Function	Function Result
M1		1	2.40207 GHz	8.43 dBm		
M2		1	15.312013 GHz	-50.25 dBm		
M3		1	4.648133 GHz	-54.58 dBm		
M4		1	7.062197 GHz	-53.98 dBm		
M5		1	9.471849 GHz	-54.45 dBm		

Tx. Spurious NVNT 1-DH5 2441MHz Ant1 Ref

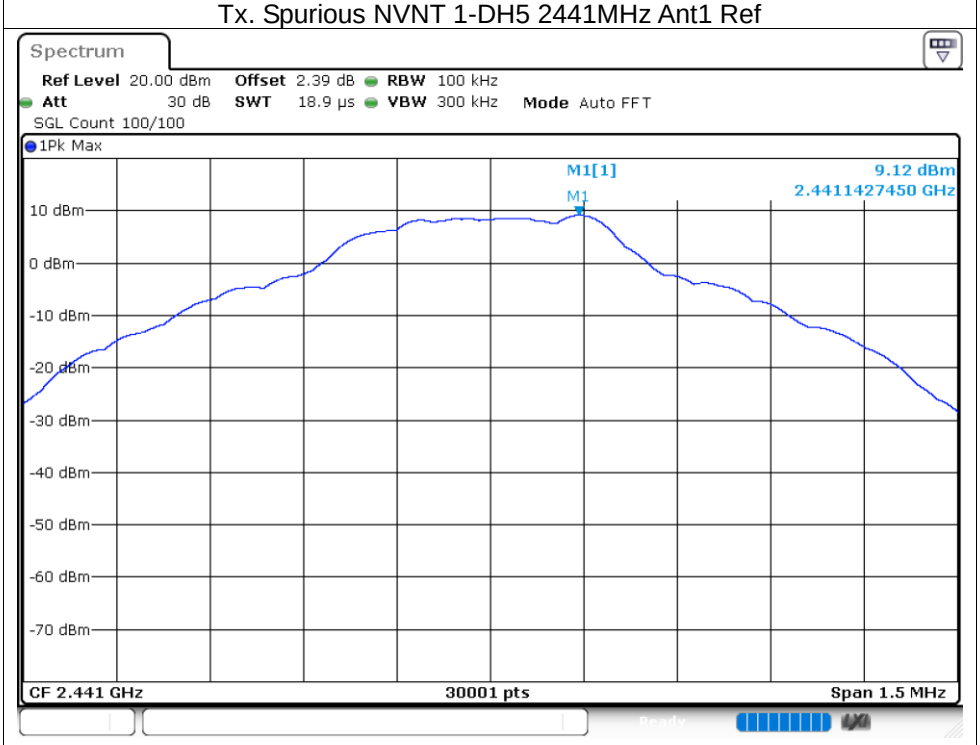

Tx. Spurious NVNT 1-DH5 2441MHz Ant1 Emission

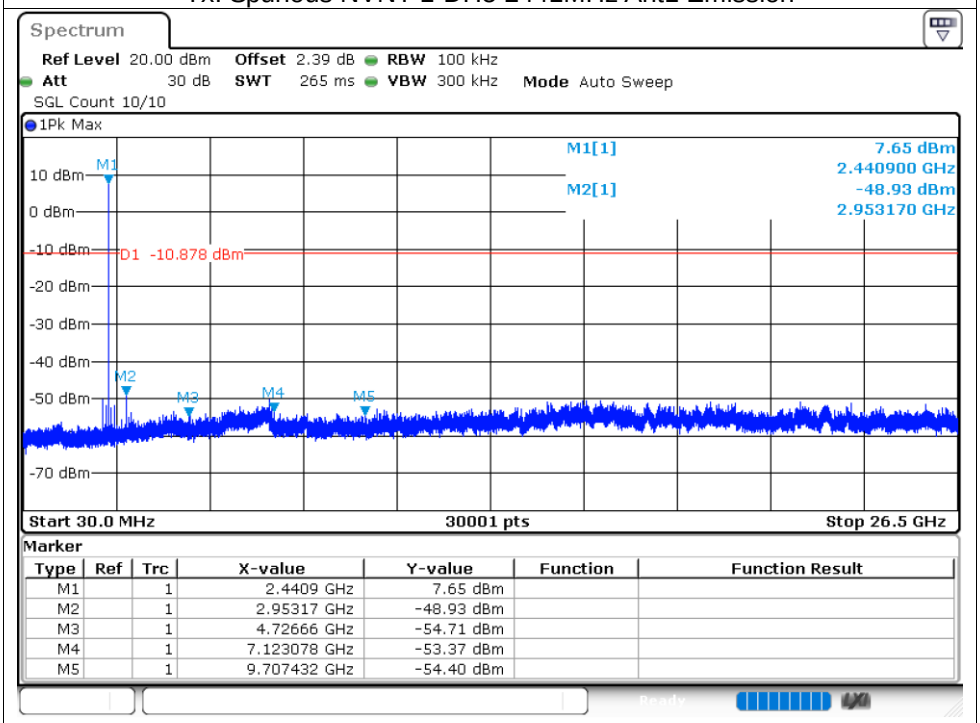

Marker

Type	Ref	Trc	X-value	Y-value	Function	Function Result
M1		1	2.4409 GHz	7.65 dBm		
M2		1	2.95317 GHz	-48.93 dBm		
M3		1	4.72666 GHz	-54.71 dBm		
M4		1	7.123078 GHz	-53.37 dBm		
M5		1	9.707432 GHz	-54.40 dBm		

Tx. Spurious NVNT 1-DH5 2480MHz Ant1 Ref

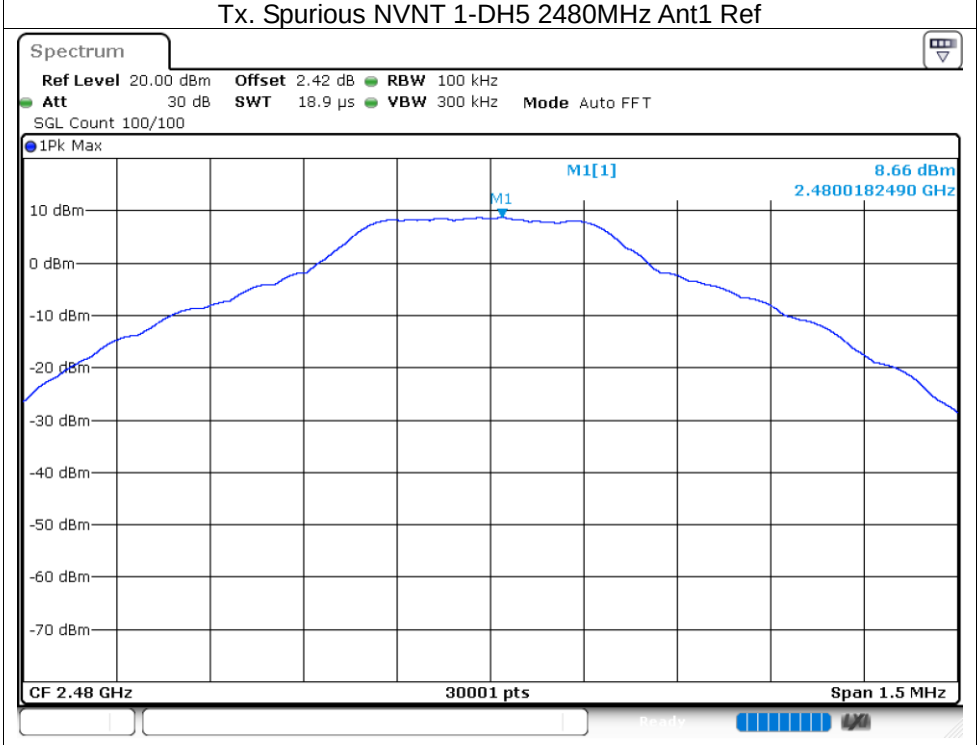

Tx. Spurious NVNT 1-DH5 2480MHz Ant1 Emission

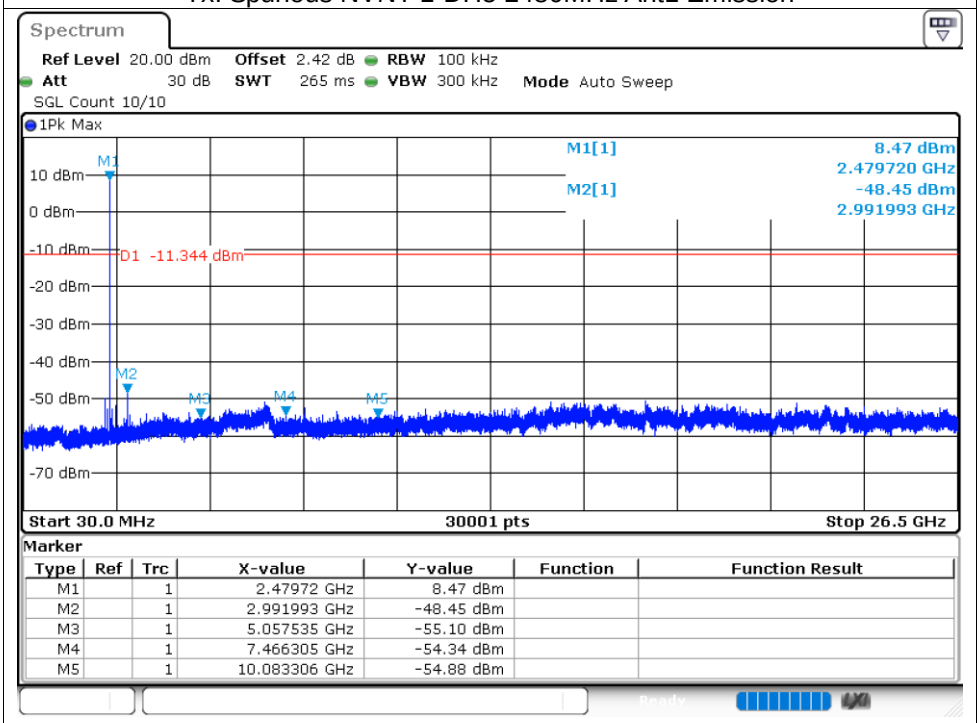

Marker

Type	Ref	Trc	X-value	Y-value	Function	Function Result
M1		1	2.47972 GHz	8.47 dBm		
M2		1	2.991993 GHz	-48.45 dBm		
M3		1	5.057535 GHz	-55.10 dBm		
M4		1	7.466305 GHz	-54.34 dBm		
M5		1	10.083306 GHz	-54.88 dBm		

Tx. Spurious NVNT 2-DH5 2402MHz Ant1 Ref

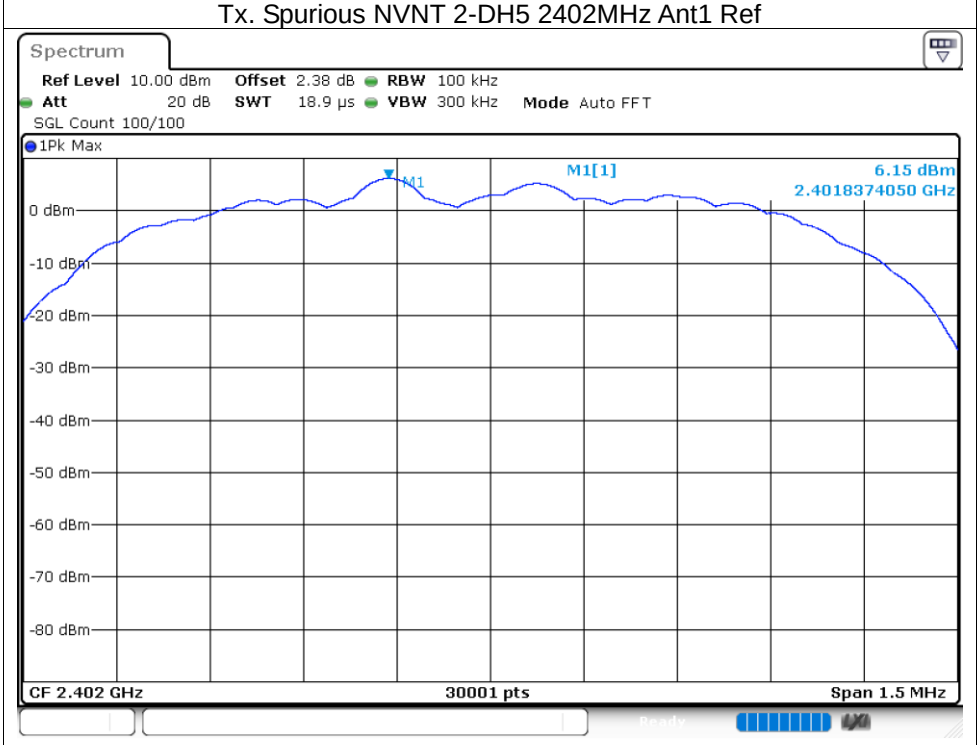

Tx. Spurious NVNT 2-DH5 2402MHz Ant1 Emission

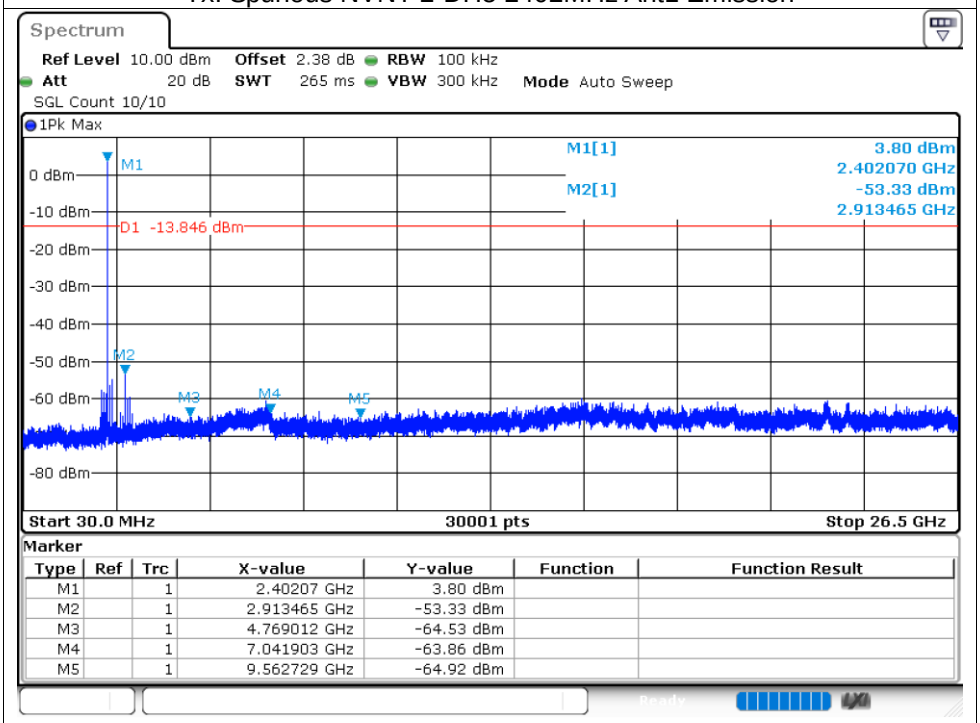

Marker

Type	Ref	Trc	X-value	Y-value	Function	Function Result
M1		1	2.40207 GHz	3.80 dBm		
M2		1	2.913465 GHz	-53.33 dBm		
M3		1	4.769012 GHz	-64.53 dBm		
M4		1	7.041903 GHz	-63.86 dBm		
M5		1	9.562729 GHz	-64.92 dBm		

Tx. Spurious NVNT 2-DH5 2441MHz Ant1 Ref

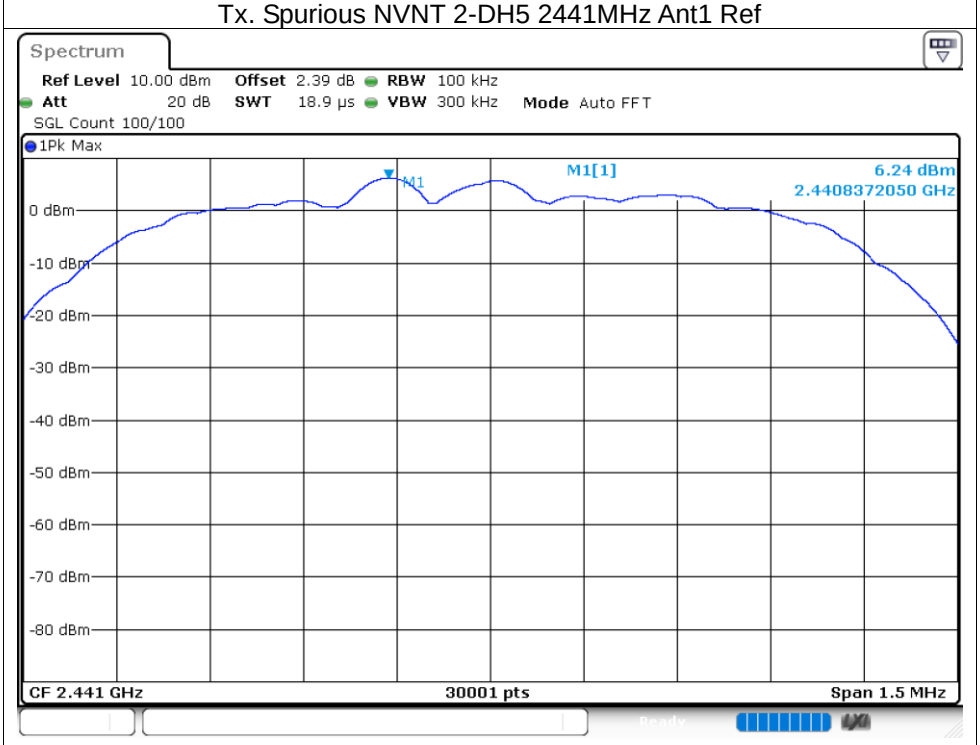

Tx. Spurious NVNT 2-DH5 2441MHz Ant1 Emission

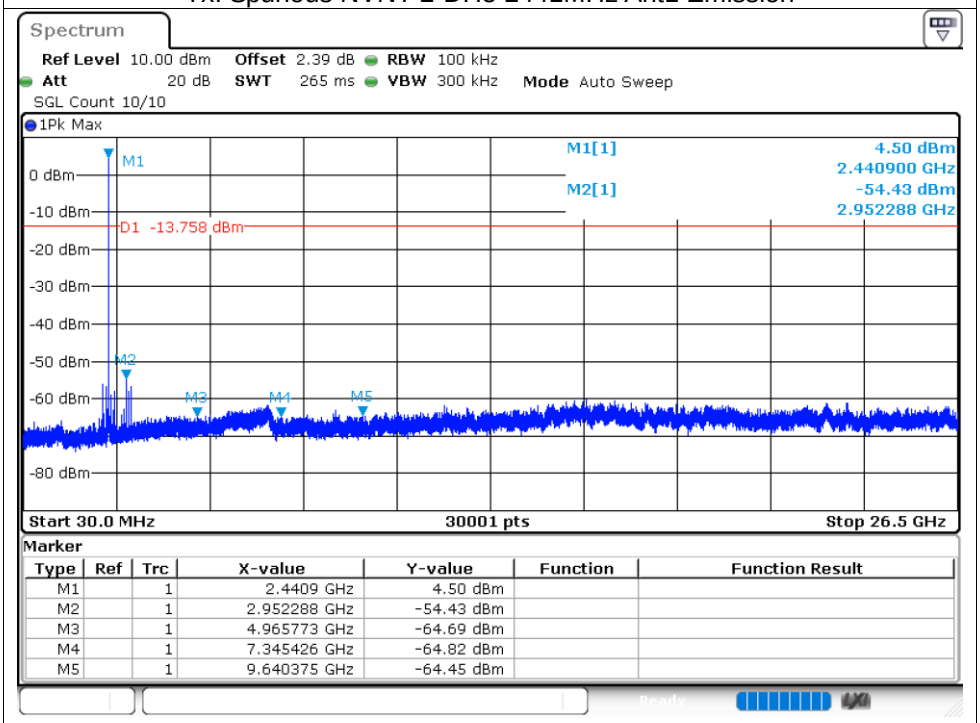

Marker

Type	Ref	Trc	X-value	Y-value	Function	Function Result
M1		1	2.4409 GHz	4.50 dBm		
M2		1	2.952288 GHz	-54.43 dBm		
M3		1	4.965773 GHz	-64.69 dBm		
M4		1	7.345426 GHz	-64.82 dBm		
M5		1	9.640375 GHz	-64.45 dBm		

Tx. Spurious NVNT 2-DH5 2480MHz Ant1 Ref

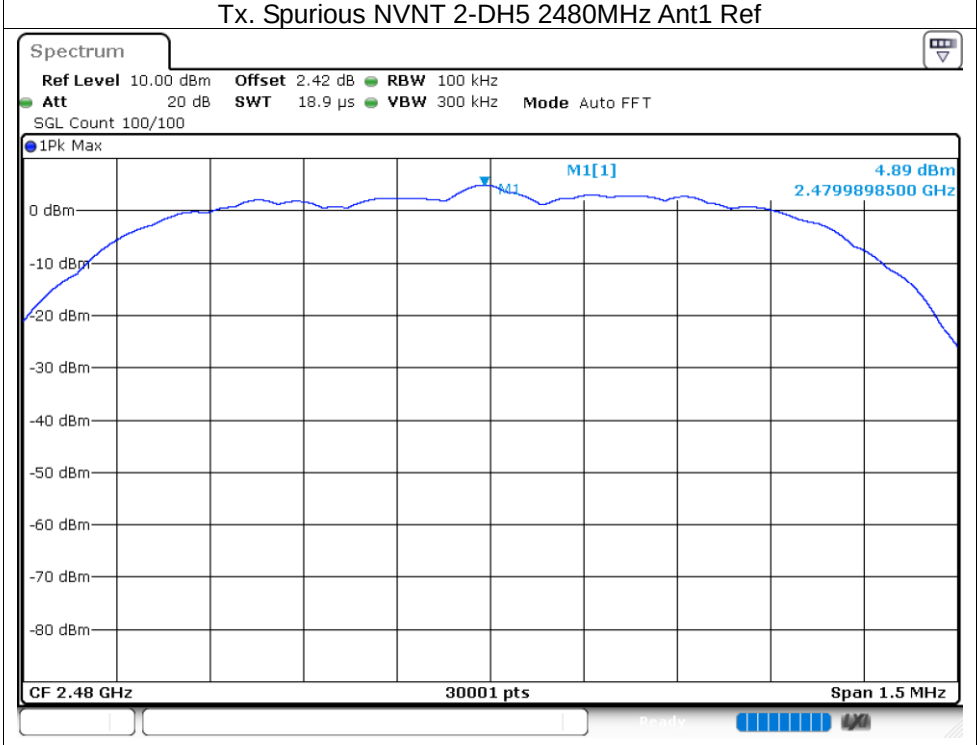

Tx. Spurious NVNT 2-DH5 2480MHz Ant1 Emission

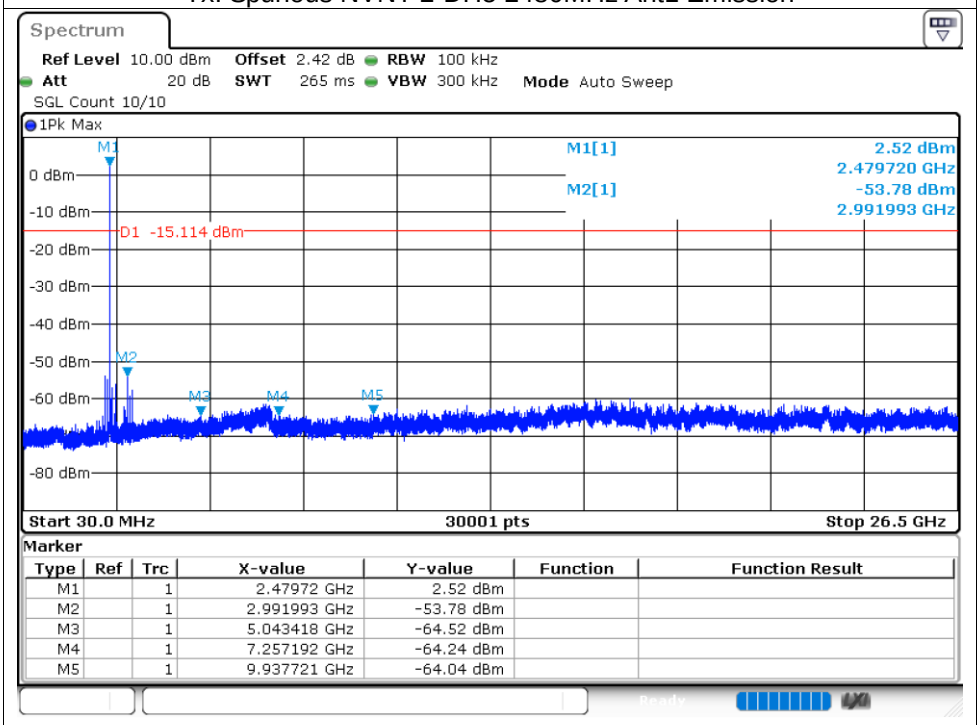

Marker

Type	Ref	Trc	X-value	Y-value	Function	Function Result
M1		1	2.47972 GHz	2.52 dBm		
M2		1	2.991993 GHz	-53.78 dBm		
M3		1	5.043418 GHz	-64.52 dBm		
M4		1	7.257192 GHz	-64.24 dBm		
M5		1	9.937721 GHz	-64.04 dBm		

Tx. Spurious NVNT 3-DH5 2402MHz Ant1 Ref

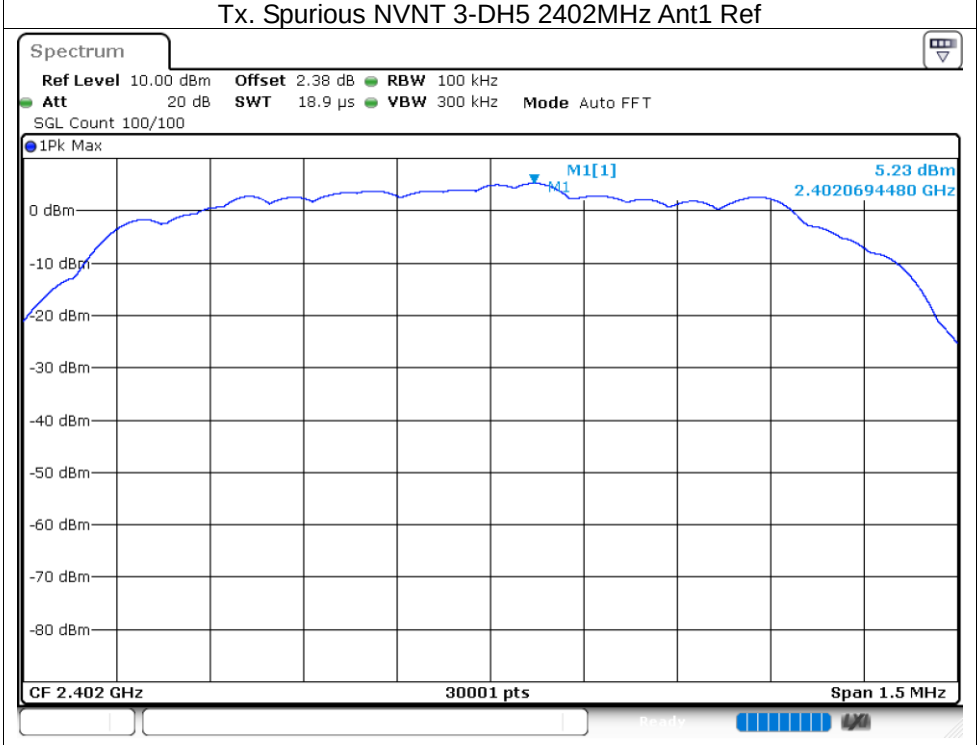

Tx. Spurious NVNT 3-DH5 2402MHz Ant1 Emission

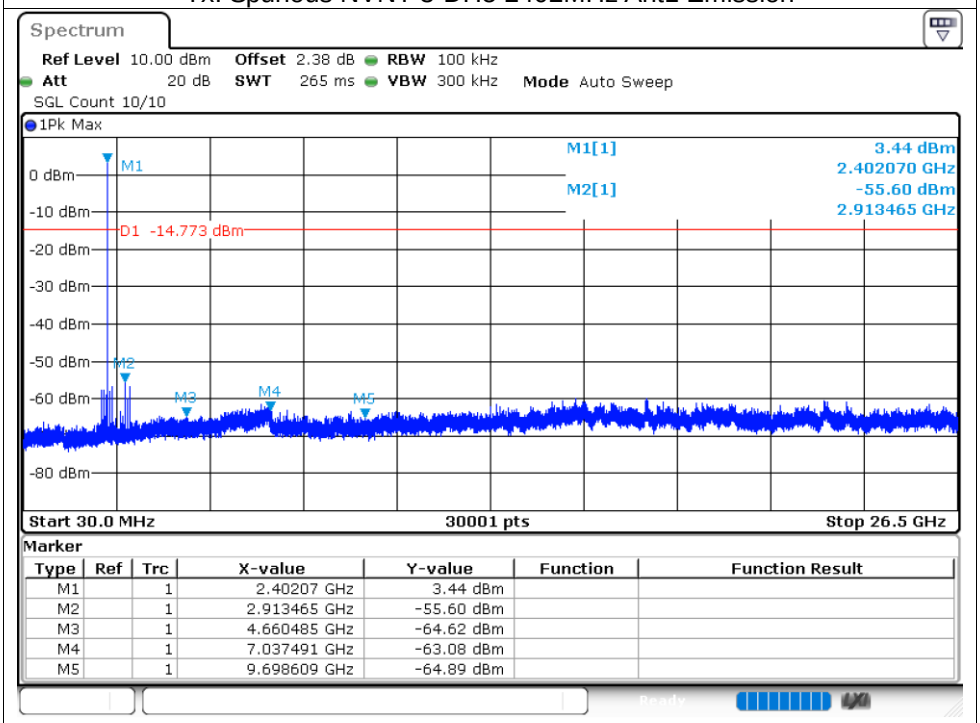

Marker

Type	Ref	Trc	X-value	Y-value	Function	Function Result
M1		1	2.40207 GHz	3.44 dBm		
M2		1	2.913465 GHz	-55.60 dBm		
M3		1	4.660485 GHz	-64.62 dBm		
M4		1	7.037491 GHz	-63.08 dBm		
M5		1	9.698609 GHz	-64.89 dBm		

Tx. Spurious NVNT 3-DH5 2441MHz Ant1 Ref

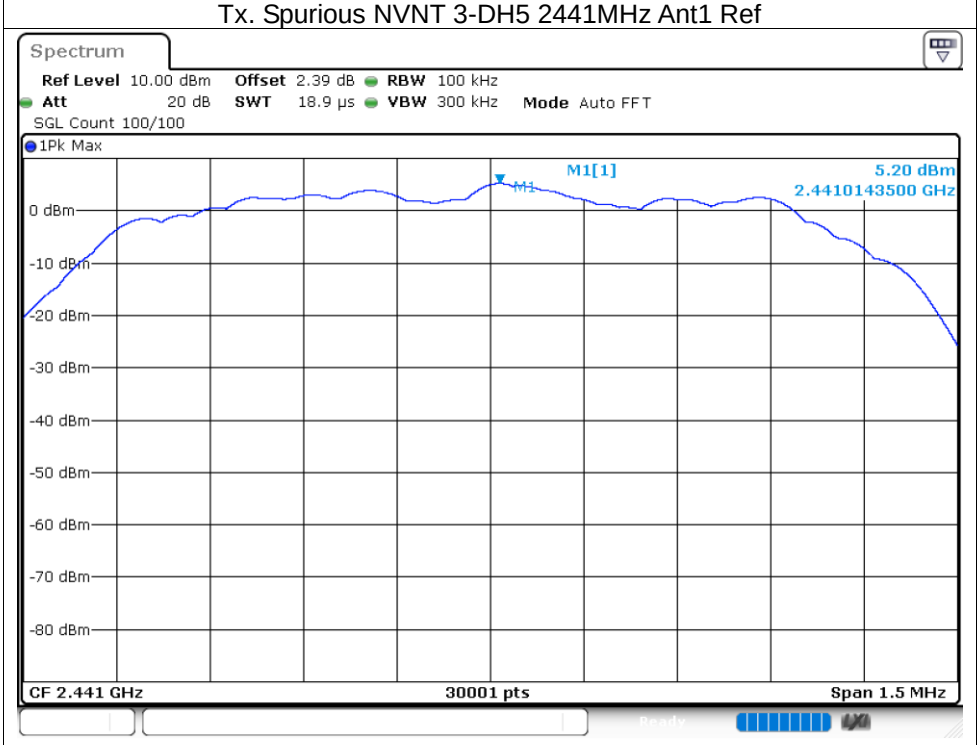

Tx. Spurious NVNT 3-DH5 2441MHz Ant1 Emission

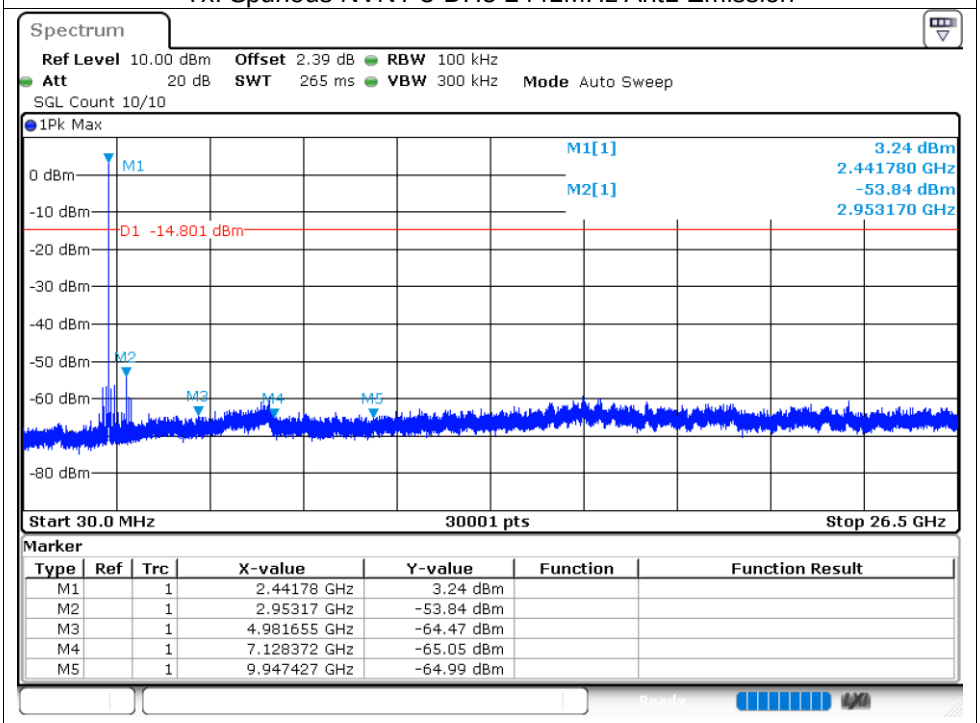

Marker

Type	Ref	Trc	X-value	Y-value	Function	Function Result
M1		1	2.44178 GHz	3.24 dBm		
M2		1	2.95317 GHz	-53.84 dBm		
M3		1	4.981655 GHz	-64.47 dBm		
M4		1	7.128372 GHz	-65.05 dBm		
M5		1	9.947427 GHz	-64.99 dBm		

Tx. Spurious NVNT 3-DH5 2480MHz Ant1 Ref

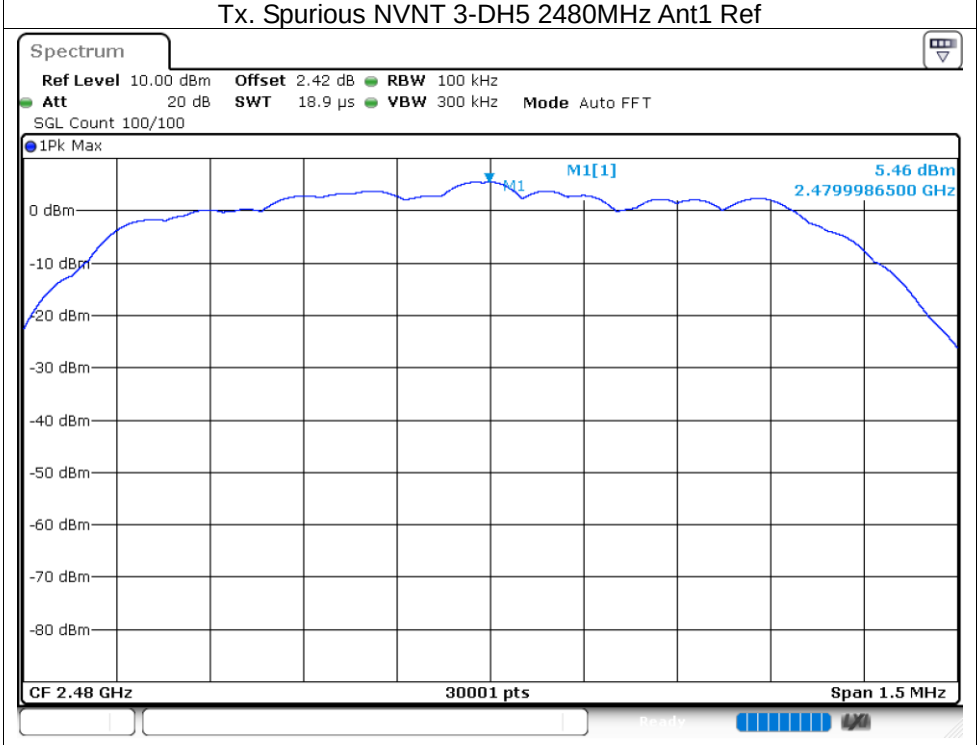

Tx. Spurious NVNT 3-DH5 2480MHz Ant1 Emission

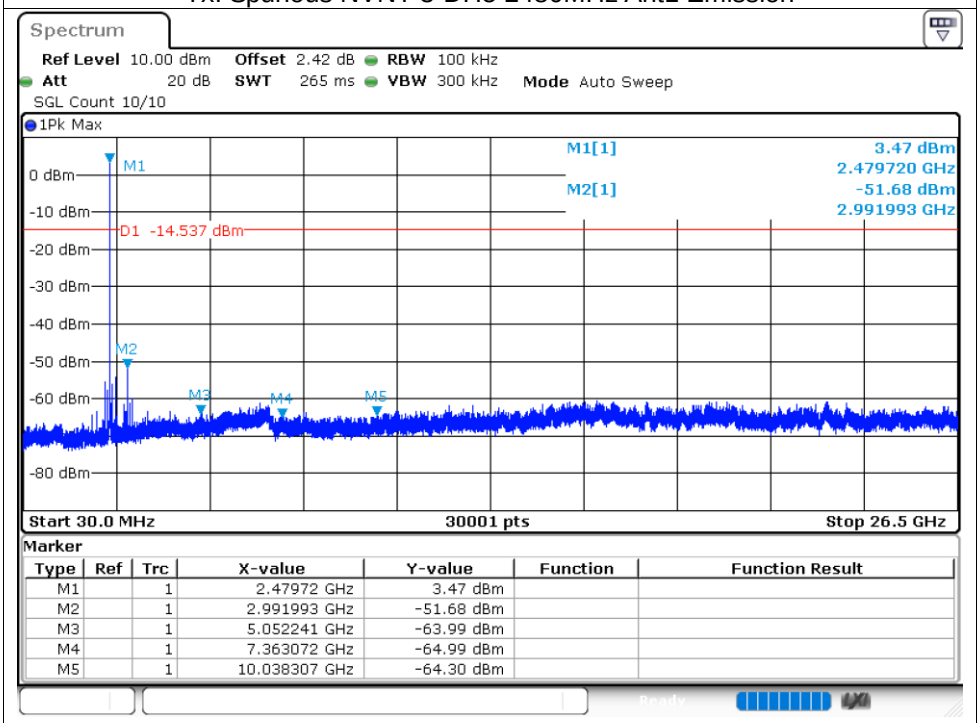

Marker

Type	Ref	Trc	X-value	Y-value	Function	Function Result
M1		1	2.47972 GHz	3.47 dBm		
M2		1	2.991993 GHz	-51.68 dBm		
M3		1	5.052241 GHz	-63.99 dBm		
M4		1	7.363072 GHz	-64.99 dBm		
M5		1	10.038307 GHz	-64.30 dBm		

END OF REPORT