Antenna

Specifications

At Wavelink, our aim is to provide timely and comprehensive services to our customers. If you require any assistance, please contact our headquarters:

2nd Floor, Building D, No. 88 Tongqiu Road, Zhangpu Town,Kunshan City, Jiangsu Province, China
Tel: +86-512-57449488
Email: sales@kswavelink.com

Wavelink Certifications:

Wavelink Partners:

Wavelink

Catalogue

1 Product Description 3

2 Product Features 3

3 Product Specifications 3

4 Overall Performance 4

5 Product Size 7

6 Others 8

Wavelink

1 Product Description

This wavelink antenna covers WiFi 2.4.

2 Product Features

Easy to install
High efficiency
Removable

Wavelink

3 Product Specifications

Passive Electrical Specifications	
Frequency Range	2400-2500 MHz
Input Impedance	50 Ω
VSWR	≤ 2.5

Gain	≤ 3 dBi
Polarization Type	Linear
Mechanical Specifications	
Antenna Size	108 mm ×10mm
Casing	Copper tube
Connector Type	SMA
Working Temperature	-40 °C to +85 °C
Radome Color	White

4 Overall Performance

KEYSIGHT VNA Network Analyzer E5071C 100 kHz – 8.5 GHz

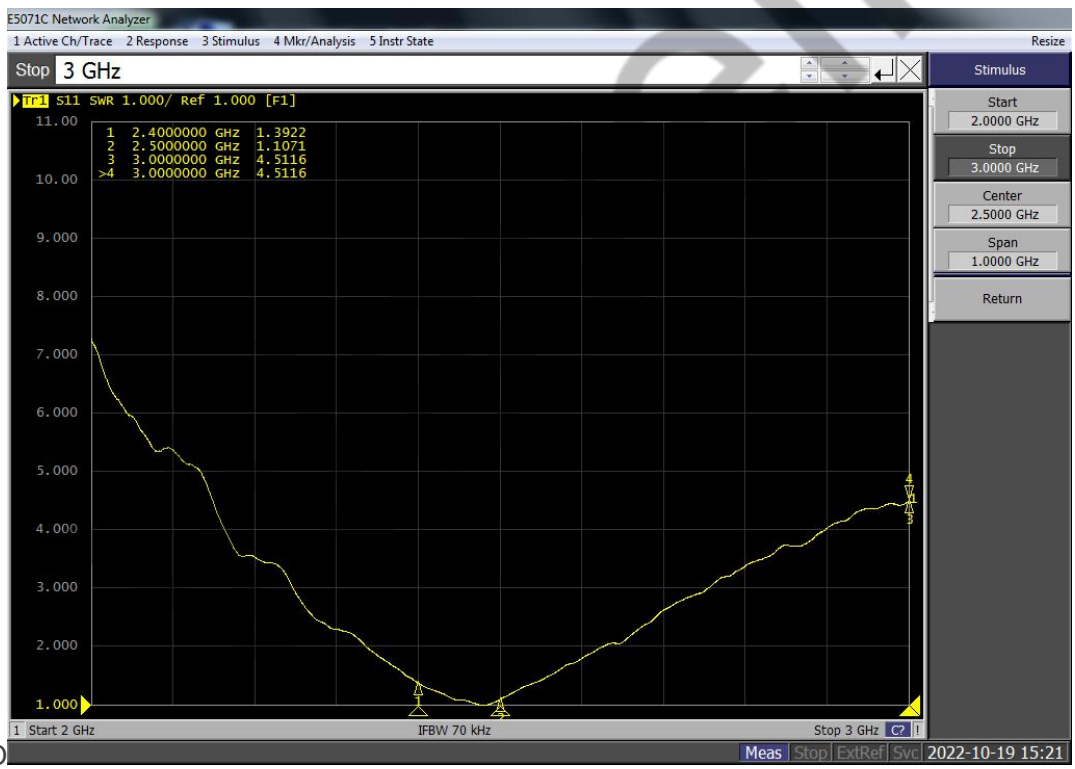

O

OTA Test Report



Freq	Effi	Effi	Gain	Gain	Max	Min	Directivity	Beamwidth	AttH	AttV

(MHz)	(%)	(dB)	(dBi)	(dBd)	(dB)	(dB)	(dBi)	(3dB)	(dB)	(dB)
2400	71.17	-1.48	1.57	-0.58	1.57	-22.03	1.48	75	46.78	46.66
2410	69.97	-1.55	1.52	-0.63	1.52	-22.46	1.55	45	46.54	46.47
2420	65.72	-1.82	1.18	-0.97	1.18	-22.24	1.82	45	46.78	46.77
2430	67.2	-1.73	1.54	-0.61	1.54	-21.35	1.73	45	46.65	46.52
2440	68.54	-1.64	1.76	-0.39	1.76	-20.08	1.64	45	46.79	46.73
2450	68.48	-1.64	1.77	-0.38	1.77	-19.32	1.64	45	46.92	46.83
2460	68.83	-1.62	1.68	-0.47	1.68	-18.33	1.62	45	47.02	46.93
2470	68.65	-1.63	1.72	-0.43	1.72	-17.91	1.63	30	46.82	46.7
2480	70.08	-1.54	2.02	-0.13	2.02	-18.27	1.54	30	47.15	47.03
2490	73.22	-1.35	2.29	0.14	2.29	-18.51	1.35	30	47.25	47.04
2500	73.1	-1.36	2.25	0.1	2.25	-18.39	1.36	30	47.08	46.9

Frequency	3D	E1	E2	H
2400MHz	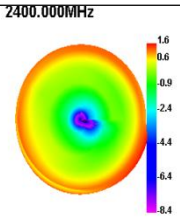	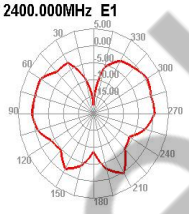	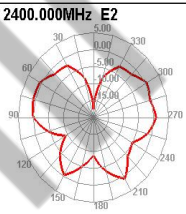	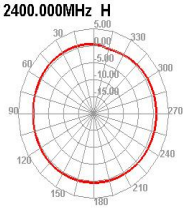
2450MHz	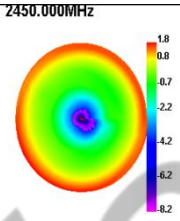	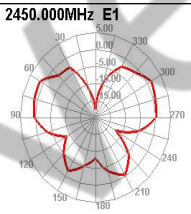	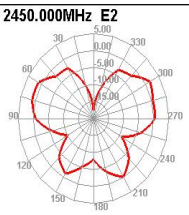	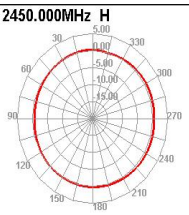
2500MHz	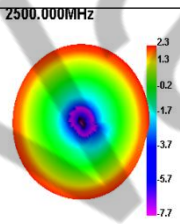	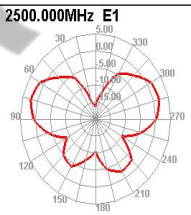	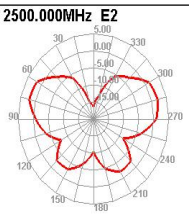	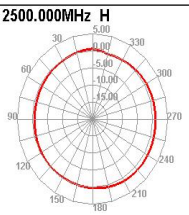

Wavelink

5 Product Size

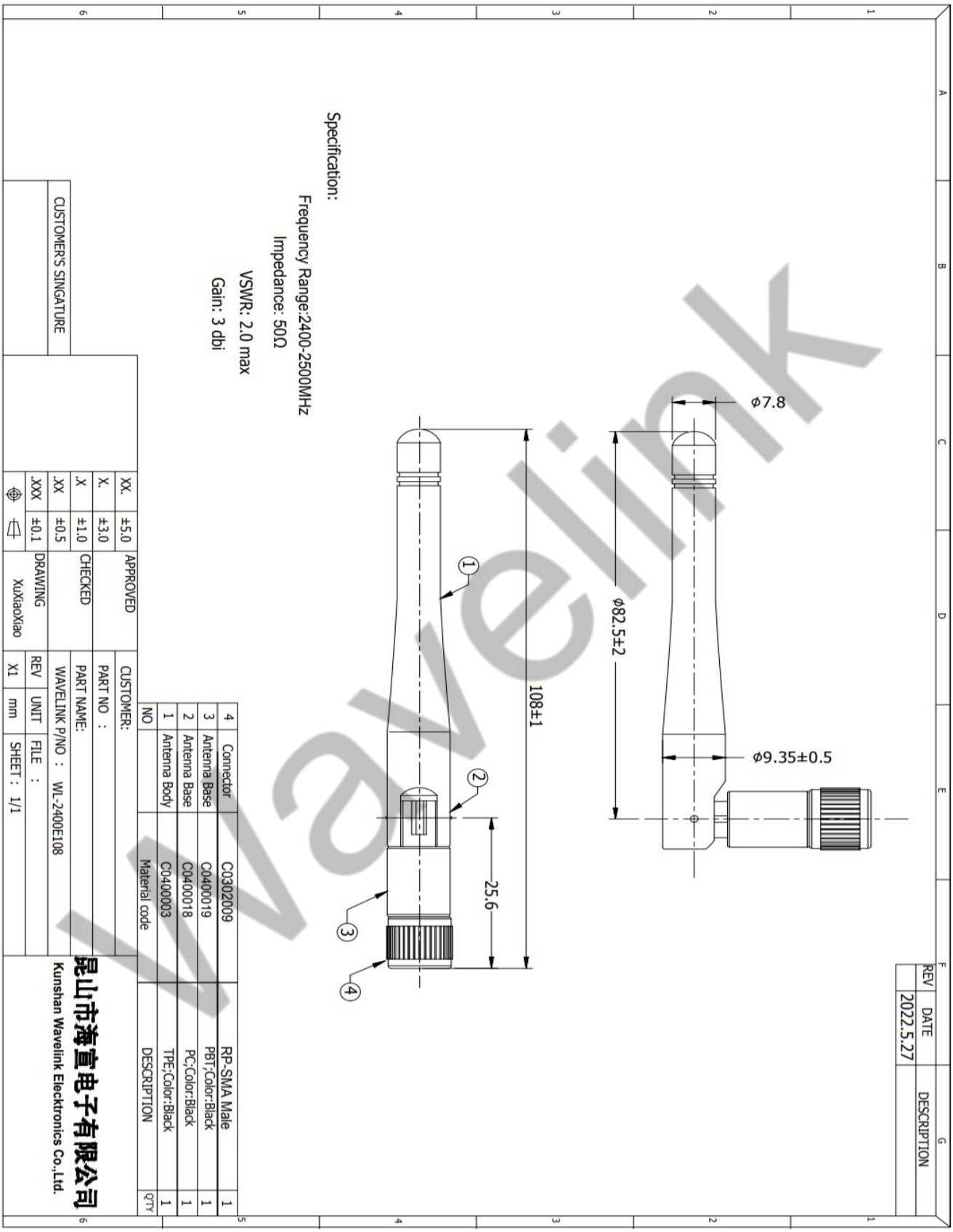

6 Others

DESCRIPTION	SPECIFICATION
Temperature /Humidity cycling	1, The device under test is kept for 30 mins in an environment with a temperature of -40 ℃. 2, Kept for 4 Hours in an environment with a temperature of 8cthe conditions are stabilized at room temperature. 3, Parts should meet RF spec before and after test. 4, No cosmetic problem(No soldering problem;No adhesion problem of glue).
Temperature Shock	1, The device under test at -40 ℃⇔125 ℃ by 100 cycles, Dwell of 30 mins, transition time between Dwell 30 secs (~ 61 mins / cycle) and each item should be measured after exposing them in normal temperature and humidity for 24 h. 2, Parts should meet RF spec before and after test. 3, No cosmetic problem(No soldering problem; No adhesion problem of glue).
High Temperature	1, Temperature:125℃, time:1008 hours 2, There is no substantial obstruction to air flow across and around the samples, and the samples are not touching each other 3, Parts should meet RF spec before and after test. 4, No cosmetic problem(No soldering problem; No adhesion problem of glue).
Salt mist test	1, The device under test is exposed to a spray of a 5% (by volume) resolution of NACL in water for 2 hours. Thereafter the device under test is left for 1 week in room temperature at a relative humidity of 95%. The cycle is repeated until a total of 2 cycles have been completed. Here after the conditions are stabilized at room temperature. 2, Parts should meet RF spec before and after test. 3, No visible corrosion. Discoloration accept.

Wavelink