Shenzhen AFT tech Electronic Co., Ltd.

Antenna sample recognition

Customer:Rui Zhu	Date:2026-03-19
Material model:mini gateway	Material structure: FPC+coaxial cable
Material code:P-BEF-03A-B-1-1A	Material color: black
Antenna structure: WIFI antenna welding coaxial cable (1st generation, total length 45mm)	Antenna material No.: WIFI Antenna: P-BEF-03A-B-1-1A

Change record column			
Formulation/change date	Change reason	Content of Change	Version
2026/3/19	New version released		V1.0

Quality	MD	RF	Approved by

Customer confirmation column

Quality	MD	Electronics	Approved by

Customer material No.:

1 _____

2 _____

3 _____

Customer requirements: :

Address:Room 302, Floor 3, Building B, Gangshen Innovation Park, No.40 Huaning Road, Dalang Street, Longhua District, Shenzhen

Catalogue

1、Cover

2、Catalogue

3、Product Chart

4、RF Test Data Report

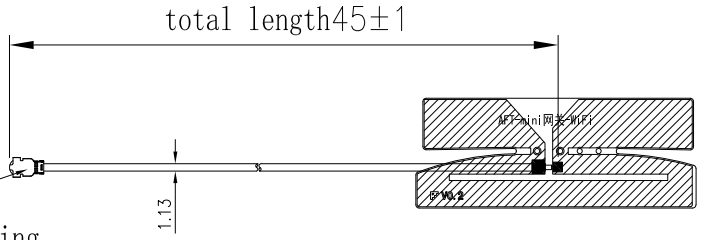

I RF Connector The flat welding should face down

Welding finished product drawing

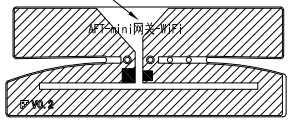

Product front black

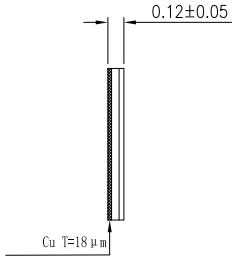

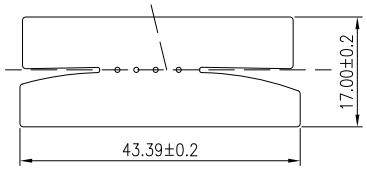

The back of the product

Note:

1、The back glue is made of 3M 467 , with a viscidity exceeding 200MP. The back glue shape is consistent with the substrate and covered on the back of the substrate. The back cut is half-cut:

2、The single-sided 1 and 1/2, material is of good flexibility;

3、■ The gold plating area , ▨ The copper foil area.

4、The coated product is bent by 180° without cracks and with good flexibility;

5、OSP on the surface of the gold finger. The copper foil connections have no cracks or conduction after 180° bending; ;

6、 Precise tolerance range of wiring and hole: +0.03mm. The tolerance of external dimensions falls within 0. 2mm;

7、The items making "*" are key sizes. The unmarked sizes are measured at 1:1 according to CAD electronic profile.

8、The specific content and position of surface printing refer to the figure;

V0.1
V0.2
V0.3
V0.4
V0.5
V0.6
7 8 9

NO.	Date	Modify content	Version	Remarks

Shenzhen AFT tech Electronic Co., Ltd.

Third			
0~10	±0.10	○	0.02
10~20	±0.12	◎	Ø0.03
20~40	±0.15	⊥	0.02
40~	±0.20	▱	0.04
		∠	0.02
请勿实测图纸	位 置		

Model	mini gateway	Date	2026-03-19	Drawing	Guo Shaosen
PART name	WIFI antenna		Designed by	Audited by	Approved by
PART No.	P-BEF-03A-B-1-1A	Structure			
Material	FPC	RF			
Mold surface treatment					
Appearance treatment		Unit	mm	Proportion	1:1

Page 1 of 2

Version REV:A

WIFI OTA：

Band	Channel	TRP (dBm)	TIS (dBm)亮屏
2.4G(B 模 11M)	1	15.5	-83.0
	6	16.0	-83.5
	13	16.2	-84.2

Antenna efficiency and gain：

Freq (MHz)	Effi (%)	Gain (dBi)
2400	56.12	2.55
2410	57.56	2.65
2420	63.02	2.9
2430	63.16	3.03
2440	63.49	3.61
2450	63.15	3.74
2460	65.93	4.16
2470	65.47	4.27
2480	66.63	4.82
2490	65.01	4.42
2500	67.69	4.61

Shenzhen AFT tech Electronic Co., Ltd.

Apple chart and direction chart：

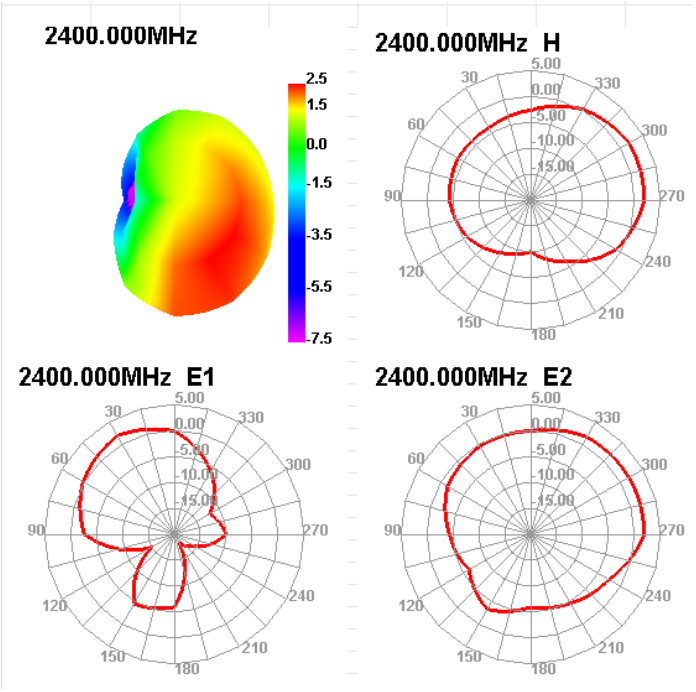

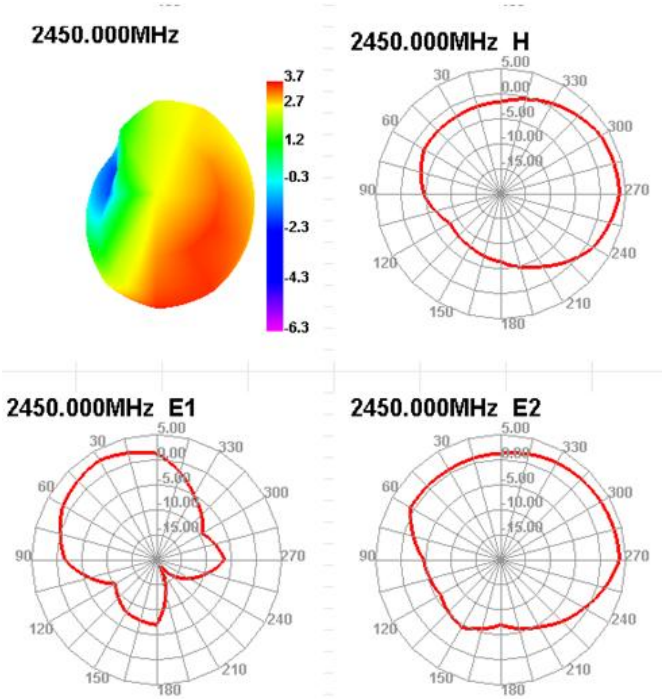

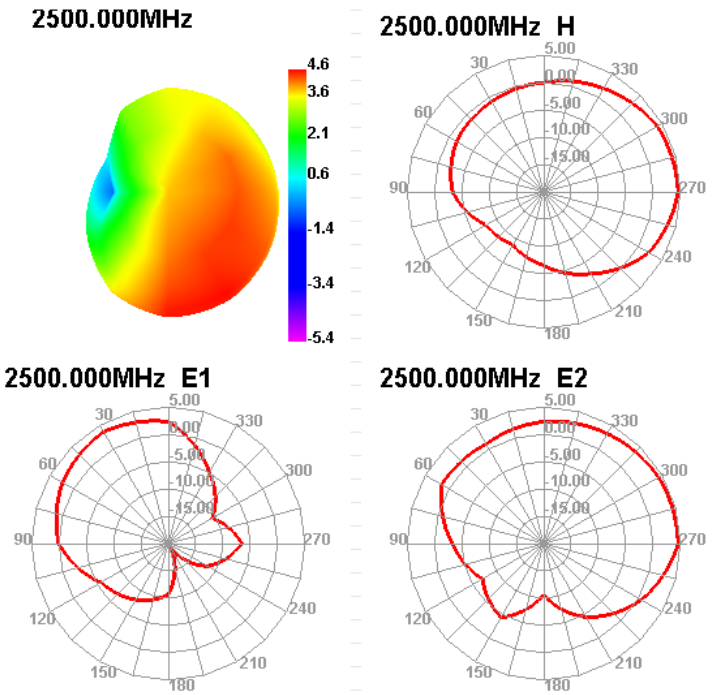

Address: Room 302, 3/F, Building B, Gangshen Innovation Park, No. 40 Huaning Road, Dalang Subdistrict, Longhua District, Shenzhen

Antenna position map：