infraredi

User Guide

Pro Series

Table of Contents

Welcome

3 Welcome
4 Getting Started

Setting Up Your Device

5 Pro Max

Using Your Device

13 Using Your Infraredi
15 Treatment Guidelines

FAQs

19 Frequently Asked Questions

General Information

21 General Information
36 Return Policy
38 Warranty

Welcome to the Infraredi Family!

We are excited to have you join us, and we can't wait to see how you benefit from the power of Red & Near Infrared Light Therapy.

Your Infraredi device delivers medical-grade irradiance at 630nm and 660nm (visible red light) and 810nm, 830nm and 850nm (non-visible Near Infrared light), or a combination of both. These light wavelengths have been scientifically proven to provide therapeutic effects.

How Your Infraredi Works

Your Infraredi works by emitting Red and Near Infrared light within a certain range of wavelengths and intensity. These treatments penetrate your body to generate a number of health benefits.

Many of these benefits occur because Red and Near Infrared light activates various metabolic pathways, leading to increased production of ATP (adenosine triphosphate), enhanced cellular signaling, and elevated protein synthesis.

Red and Near Infrared light therapyhas been shown to be effective for a wide range of health issues, including, but not limited to the following:

- Muscle Recovery
- Joint Pain & Arthritis
- Weight Loss
- Skin Health
- Anti-Aging
- Mental Clarity
- Sexual Performance
- Hormonal Balance
- Relaxation & Sleep

We recommend removing your clothes and exposing your skin during treatment for best results.

Getting Started With Your Infraredi

Light Sensitivity

Before using your Infraredi, we recommend you check for photosensitivity. To do this, expose an area of your arm 10-30 centimetres away from the device for 5 minutes. Wait for 24 hours, if you experience any redness or discomfort, you might be photosensitive and we recommend consulting with your doctor or healthcare provider before continuing to use your Infraredi device.

Treatment Instructions

For optimal results, we recommend positioning your Infraredi approximately 10-30centimetres from the area on your body you intend to treat. We recommend a treatment time of 5-20 minutes per area, which will result in a clinically proven dose of energy for both superficial and deep tissues. We provide more detailed treatment instructions on page 90 of this User Guide.

Consistency is Key

It's important to be consistent with your light therapy treatments. That's why we recommend using your Infraredi daily, or at minimum every second day. For additional health benefits, including pain relief from aches and pains, up to 2 treatments per day can provide extra benefits (please leave 12 hours between therapy sessions).

Results & Expectations

The amount of time required to see benefits and improvements can depend on your health goals. The health benefits of light therapy have been clinically proven across hundreds of studies. Trust that your body is benefiting from every therapy session. Some people will see benefits within a matter of days, but overall improvements in health can take 8-12 weeks of consistent use.

infraredi

Setting Up Your Pro Max



Parts List - Pro Max - Door Hook

PRO MAX	
1x Pro Max Device	1x Power Cord
1x Green Goggles	1x User Manual

DOOR HOOK	
1x Long Height Adjusting Door Hook	1x Short Door Hook
1x Door Hook	4x Silver Knobs
4x Padded Screws	

Short door hook

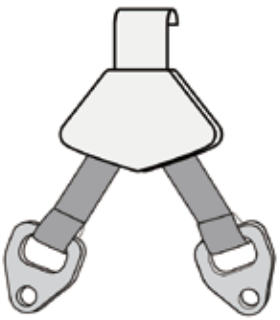

Long Height Adjusting Door Hook

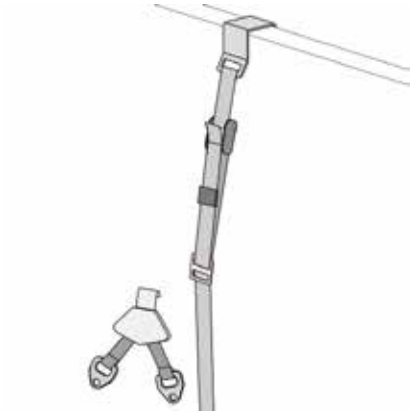

Setup Instructions - Pro Max - Door Hook

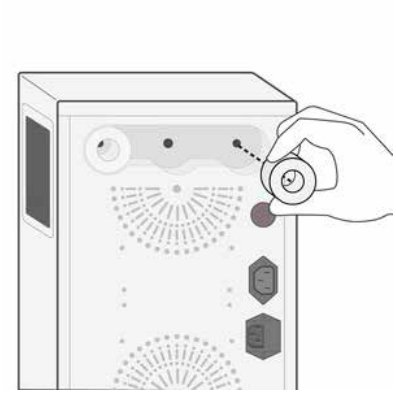

Step 1.

Place your Infraredi face-down on a scratch-free surface. Next, add in the silver knobs that will help you secure the screws in.

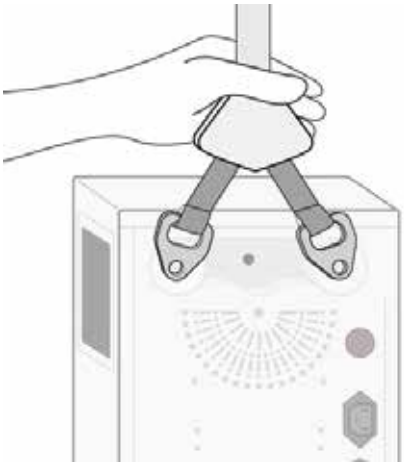

Step 2.

Place the door hook buckles on top of the silver knobs, making sure the slot for the padded screws lines up with the silver knobs. The Infraredi logo should face the same way as the lights are facing.

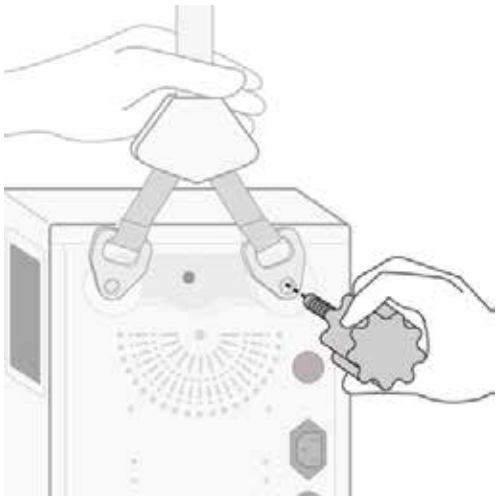

Step 3.

Thread the padded screws into place and tighten.

Setup Instructions - Pro Max - Door Hook



Step 4.

Hook the door attachment onto the top of the door.



Step 5.

Then hook on the door hook and device onto the attachment and adjust the door hook lever to the desired height.

If you need to raise the light higher on the door, use the door hook without the lever attachment.

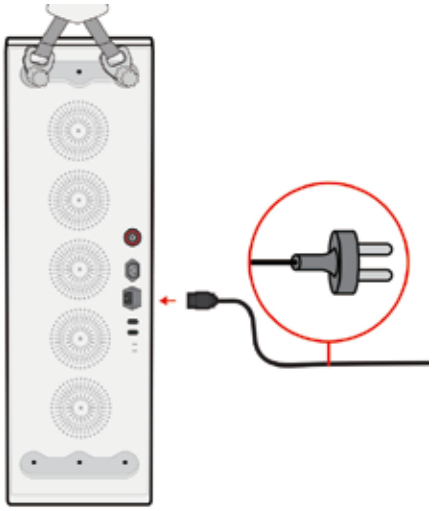

Step 6.

Plug the power cord into the male power socket located on the back of the device and plug the other end into a wall outlet.

Turn on the device and enjoy the benefits of red light therapy.

Parts List - Pro Max - Base Stand

PRO MAX	
1x Pro Max Device	1x Power Cord
1x Green Goggles	1x User Manual

PRO MAX BASE STAND	
1x Pro Max Base Stand	1x Right Stabiliser
1x Left Stabiliser	1x M5 Allen Wrench
4 x Screws	

Setup Instructions - Pro Max - Base Stand

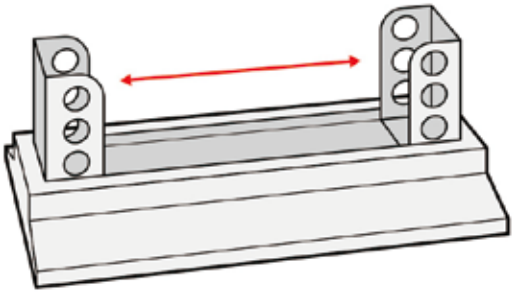

Step 1.

Align the left and right side of the base stands to the pre-drilled holes in the base stands.
Make sure that side stabilisers are facing the correct direction and that both the sides with circle cut outs (for the lights) are facing the front. The Infraredi logo is at the front of the base stand.

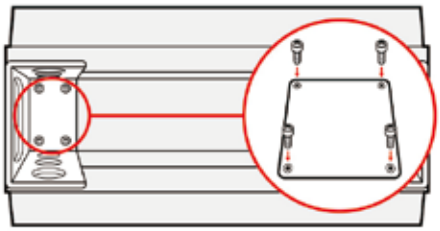

Step 2.

Using the screws and allen wrench provided, screw the screws into place. Make sure they are tight so the Pro Max is stable.

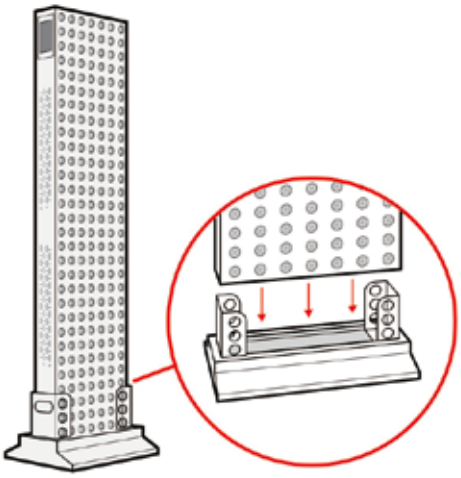

Step 3.

Gently slide the Pro Max into the base stand, making sure the lights are on the same side as the base stand cut outs. Turn the device on and enjoy all the benefitof red light therapy!

Setup Instructions - Pro Max - Base Stand

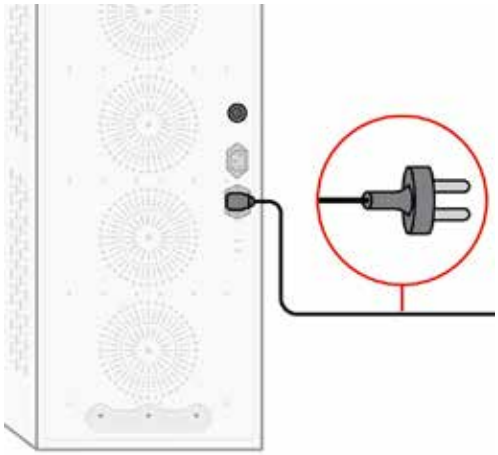

Step 4.

Plug the power cord into the male power socket located on the back of the device and plug the other end into a wall outlet.

Turn on the device and enjoy the benefits of red light therapy.

infraredi

Using Your Infraredi Pro

Using Your Infraredi Pro

Power Button: The power button is located on the back of the device. It can be switched on and off by a deep press of the button. If the button lights up red then the device is on.

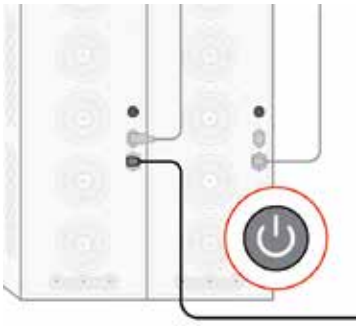

Play/Pause Button: The Play/Pause button is used to pause or resume the current session.

Using Your Infraredi Pro

Clock Button: To adjust the session time, drag the red dot clockwise wise for a longer session time and anticlockwise to shorten the time. The maximum time per session is capped at 20 mins. The default quick start is set at 10 minutes.

Dimming: When you press the Dimming Button, it will take you to a screen where you can drag the red bar up to increase the brightness or down to dim the light. There will be two bars, one for Red light and one for Near Infrared light.

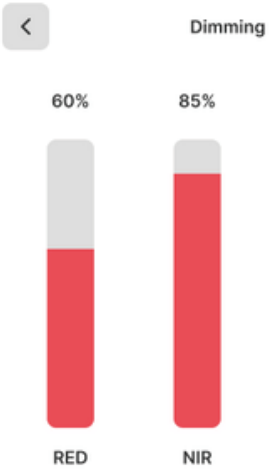

Pulsing: When you press the Pulsing button, it will lead you to a screen with some preset pulsing selections. Otherwise, you can click 'Custom' and enter the frequency you'd like.
Please note: For safety & comfort the Red light mode will turn off if frequency is set to under 60hz.

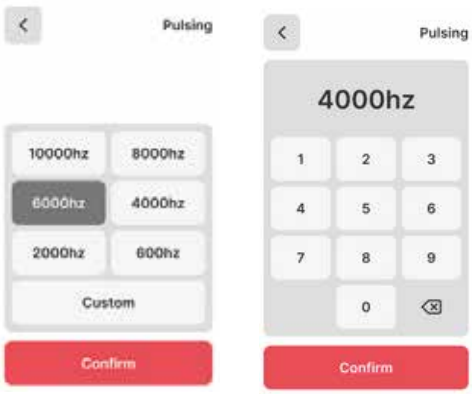

Treatment Guidelines

How far away from the device should I be?

The recommended distance for optimal Red light therapy session is 10-30cm for the specific wavelength Infraredi devices emit. The further away you stand from the device, the longer the treatment time will be.

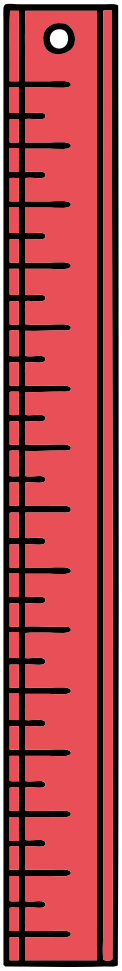

What length of time should I use my device for?

We dive deeper into specifics a bit further down but as a general rule we recommend 5-20 mins for treatment time.

Beyond that, there is evidence to suggest Biphasic dose response. This term not only applies to light therapy but lots of things, for example, exercise or medications. More doesn't necessarily mean better.

The presets on your device are calculated to give the correct dose response specifically for the symptom. Please allow 12 hours between treatments.

How often should I use my device?

Consistency is key. We recommend using it once a day or every other day. Note: Listen to your body as everybody is different. We like to think of it as exercise. If your body feels tired, take a rest day between sessions.

What time of the day should I use my device?

This is really up to the individual, what fits into your schedule and what you are treating. If you are wanting energy, we suggest doing it in the morning for these benefits. However if you are after better sleep, Red light is soothing and can help regulate your circadian rhythm and recovery.

Treatment Guidelines

We have compiled a list of the main concerns and created a recommended usage guide. Please note, this is a guideline and everyone is different.

Skin Health (Wrinkles, Acne, Wounds)

Treatment Time Per Session: 10 Minutes
Sessions Per Week: 3-5x per week
Wavelength: Red Light + Infrared - 50% brightness
Target Area: Anywhere skin is showing symptoms
Distance from Device: 10 cm

Weight Loss

Treatment Time Per Session: 10 Minutes
Sessions Per Week: 5-7x per week (pre or post exercise)
Wavelength: Near Infrared & Red Light
Target Area: Directly on fat, cellulite or whole body
Distance from Device: 10 cm

Joint Pain & Arthritis

Treatment Time Per Session: 20 Minutes
Sessions Per Week: 6-7x per week (twice daily if painful)
Wavelength: Red Light + Infrared
Target Area: Directly on symptomatic joint
Distance from Device: 10 cm

Treatment Guidelines

Muscle Recovery

Treatment Time Per Session: 10 Minutes
Sessions Per Week: 3-5x per week
Wavelength: Red Light + Infrared
Target Area: Directly on muscle (after workout)
Distance from Device: 10 cm'

Treating SAD

Treatment Time Per Session: 10 Minutes, twice daily
Sessions Per Week: 5-7x per week
Wavelength: Near Infrared
Target Area: Directly on head
Distance from Device: 10 cm's

Sleep & Circadian Rhythm

Treatment Time Per Session: 20 Minutes
Sessions Per Week: 5-7x per week (30 mins before bed)
Wavelength: Red Light
Target Area: Anywhere in bedroom
Distance from Device: Anywhere in bedroom

infraredi

Frequently Asked Questions

Frequently Asked Questions

Q. Do I need eye protection?

A. Eyewear is optional but not required. The LEDs may appear very bright until your eyes are accustomed to the light. For this reason, we recommend closing your eyes until you find that it's comfortable to open them. If you have any concerns, we recommend that you consult your trusted healthcare provider.

Q. Why does it look like half the lights aren't working?

A. The human eye can only see wavelengths of light up to 760 nm on average. Infraredi devices use a wavelength of 850 nm for the Near Infrared LEDs making them invisible to the naked human eye.

Q. Should my clothes be on or off?

A. You can wear clothes during your treatment sessions, or you can be nude. Just make sure the area of your body that you're treating is fully exposed to the light and not covered by any clothing.

Q. What is the difference between red and Near Infrared wavelengths?

A. Both red light at 660 nm and Near Infrared light at 850 nm have been proven to enhance cellular function. The main difference is that red light is readily absorbed by skin tissue, leading to improved skin health and collagen production. Near infrared light at 850 nm is invisible to the human eye and penetrates into deeper tissue, leading to benefits like increased muscle recovery and reduced joint pain.

Q. Will the Infraredi interfere with the medications I use?

A. Hundreds of clinical studies have proven light therapy to be safe and effective. However, if you use medications such as Tetracycline, Digoxin, Retin A, and/or other photosensitizing drugs, it's recommended that you consult your healthcare provider before using the Infraredi.

Frequently Asked Questions

Q. Is it safe for children to use the Infraredi?

A. Clinical studies have shown light therapy to be safe for children. However, we recommend consulting with a healthcare professional if you have any concerns.

Q. How soon can I expect results?

A. The cellular benefits provided by the wavelengths in our products have been proven in many studies. Red and Near Infrared light are energy for your cells. Exposing your body to this light enhances your cells to function at a higher level. The human body is complex yet amazing! It is hard to predict the way your body will respond to photobiomodulation and how quickly you will see results. Your cells will decide what healing needs to take place first.

Q. Is red light therapy safe?

A. Red light therapy is safe and has been clinically proven for the treatment of a variety of skin and pain management issues. Our Infraredi LEDs do not contain ultraviolet (UV) rays, so there is no risk of cancer-causing damage to skin tissue.

Q. What are the side effects of red light therapy?

A. In general, side effects from red light therapy are rare. If they do occur, they typically involve temporary redness of the treated area. Side effects are minor and do not last long. Red light therapy treatment is non-invasive, painless, requires no recovery time, and can be used on all skin types and tones.

infraredi

General Information

Trouble Shooting

Problem	Solution
Device cannot turn on.	1) Make sure the power cable is firmly connected to both the device and a wall outlet, then turn it on again. 2) Check the wall outlet you are using works with other household devices, then try the device again. 3) Make sure you're using the power cable that came with your device and that it's the correct cable type for your geographic region. 4) If your device still won't turn on, it may need to be serviced or replaced. To request assistance, please email us at info@infraredi.com and include a detailed explanation of the issue you're experiencing, along with your Order Number.
Device is flashing	1) Power down your device and disconnect the power cable from the device and wall outlet. Wait 30 seconds before plugging the power cable back into the device and wall, then turn the device on. 2) If the device is still malfunctioning, it may require service or replacement. You may contact us, including a detailed summary and photos of the device while powered on. Including a photo of the device will expedite the warranty/service process.

General Information

Basic Specifications	
Product	Infraredi Pro (Model: Pro Max Plus, Pro Max, Pro Mini)
Model	MP-210
Dimensions	Pro Max Plus: 908 x 355 x 60mm Pro Max: 908 x 220 x 60mm Pro Mini: 368 x 220 x 60mm
Weight	Pro Max Plus: 14kg Pro Max: 9kg Pro Mini: 4kg
Power supply	100-240Vac, 50/60Hz, 10A
Wavelengths	630+/-10nm, 660nm +/-10nm, 810nm +/-10nm, 830+/-10nm, 850nm +/-10nm
Energy Source	LED
The distance between the device surface to treatment surface	10-30cm
Irradiances	100-150 mW/cm2 (surface)
Treatment Protocol	5-20 minutes
Shelf Life	3 years
Operation, Storage & Transportation Environment	Temperature: 0°C ~ 35°C Humidity: 30%~80% RH Atmospheric pressure: 70kPa-106kPa

Disposal of Electrical and Electronic Equipment Waste (E-waste)

Disposal information for e-waste depends on the city you are in, as all regulations are local, to learn about recycling or disposal programs in your area search "E-waste recycling or disposal" online.
You can also contact your city directly or look into your local electronics store policy.

Service

The Infraredi Pro (Model: MP-84, MP- 210, MP-300) has no parts you can fix.
Do not try to repair it. If the Infraredi Pro needs a service, please contact Infraredi at info@infraredi.com. All returned units to Infraredi for repair, including Warranty repair and Out-Of-Warranty repair, must include the following: During Warranty Period with proof of Purchase (store receipt)

Package the item securely and return it to the address provided by Infraredi.

To ensure prompt repair, provide a legible name, address and phone number and a note indicating the nature of the product defect and a copy of the original invoice issued for purchase of the unit. We will Repair or Replace (at our sole discretion) product at no charge.

Outside Warranty Period

Any damage caused by non-original packaging may render the warranty null and void. Any services to these units shall be performed only by a Service Technician certified by Infraredi.

Safety, EMC

This device is therapy treatment equipment. The light treatment complies with Medical Electrical Safety Standards (IEC 60601- 1, IEC 60601- 1- 11, IEC 60601-2-57).

This device is also complied with Medical EMC Standard (IEC 60601-1-2).

The device's essential performance is: The main functions of the subject's device, such as button function, indicator light display, LED light at the application site charging and overvoltage charging protection, can be maintained in normal operation.

If the functions/performance are lost or degraded due to electromagnetic (EM) disturbances, the user may notice issues such as button becomes unresponsive, indicator lights and LED lights flicker, become non-functional, or have a sudden increase in power.

Note: If the functions/performance become non-functional or unresponsive, please refer to trouble shooting first. If the issue can't be solved, the issue may be caused by electromagnetic (EM) disturbances, keep the device away from the source of EM emitters and ensure it operates in a recommended electromagnetic environment.

Table - Test specification for enclosure port immunity to proximity magnetic fields

Test frequency	Modulation	IMMUNITY TEST LEVEL (A/m)
30 kHz	CW	8
134,2 kHz	Pulse modulation 2,1 kHz	65
13,56 MHz	Pulse modulation 50 kHz	7,5
a) This test is applicable only to ME EQUIPMENT and ME SYSTEMS intended for use in the HOME HEALTHCARE ENVIRONMENT. b) The carrier shall be modulated using a 50 % duty cycle square wave signal. c) r.m.s., before modulation is applied.		

Safety, EMC

Guidance and manufacturer's declaration – electromagnetic emissions The Infraredi Pro (Model: MP-84, MP- 210, MP-300) is intended for use in the electromagnetic environment specified below. The customer or the user of the Infraredi Pro (Model: MP-84, MP- 210, MP-300) should assure that it is used in such an environment.		
Emissions	**Compliance**	**Electromagnetic environment-- guidance**
RF emissions Radiated CISPR 11	Group 1 /Class B	The Infraredi Pro (Model: MP-84, MP- 210, MP-300) uses LED energy only for its internal function. Therefore, its RF emissions are very low and are not likely to cause any interference in nearby electronic equipment.
RF emissions conducted CISPR 11	Group 1/Class B	
Harmonic emissions IEC 61000-3-2	Class A	The Infraredi Pro (Model: MP-84, MP- 210, MP-300) is suitable for use in all establishments, including domestic establishments and those directly connected to the public low-voltage power supply network that supplies buildings used for domestic purposes.
Voltage fluctuations/ flicker emissions IEC 61000-3-3	Pass	

Guidance and manufacturer's declaration – electromagnetic immunity The Infraredi Pro (Model: MP-84, MP- 210, MP-300) is intended for use in the electromagnetic environment specified below. The customer or the user of the Infraredi Pro (Model: MP-84, MP- 210, MP-300) should assure that it is used in such an environment.			
Immunity test	**IEC 60601 test level**	**Compliance level**	**Electromagnetic environment --guidance**
Electrostatic discharge (ESD) IEC 61000-4-2	± 8 kV contact ±2 kV, ±4 kV, ± 8 kV, ±15 kV air	± 8 kV contact ±2 kV, ±4 kV, ± 8 kV, ±15 kV air	Floors should be wood, concrete or ceramic tile. If floors are covered with synthetic material, the relative humidity should be at least 30 %.
Electrical fast transient/burst IEC 61000-4-4	±2 kV 100 kHz repetition frequency	±2 kV 100 kHz repetition frequency	Mains power quality should be that of a typical commercial or hospital environment
Surge IEC 61000-4-5	± 0.5kV, ± 1 kV Line-to-line	±0.5, 1 kV Line-to- line	Mains power quality should be that of a typical commercial or hospital environment.

Guidance and manufacturer's declaration – electromagnetic immunity The Infraredi Pro (Model: MP-84, MP- 210, MP-300) is intended for use in the electromagnetic environment specified below. The customer or the user of the Infraredi Pro (Model: MP-84, MP- 210, MP-300) should assure that it is used in such an environment.			
Immunity test	**IEC 60601 test level**	**Compliance level**	**Electromagnetic environment --guidance**
Voltage dips, short interruptions and voltage variations on power supply input lines IEC 61000-4-11	0 % UT; 0,5 cycle (At 0°, 45°, 90°, 135°, 180°, 225°, 270°and 315°) 0 % UT; 1 cycle and 70 % UT; 25/30 cycles (Single phase: at 0°) 0 % UT; 250/300 cycle	0 % UT; 0,5 cycle (At 0°, 45°, 90°, 135°, 180°, 225°, 270°and 315°) 0 % UT; 1 cycle and 70 % UT; 25/30 cycles (Single phase: at 0°) 0 % UT; 250/300 cycle	Mains power quality should be that of a typical commercial or hospital environment. If the user of the Infraredi Pro (Model: MP-84, MP- 210, MP-300) requires continued operation during power mains interruptions, it is recommended that the Infraredi Pro (Model: MP-84, MP- 210, MP-300) be powered from an uninterruptible power supply or a battery.
Power frequency (50/60 Hz) magnetic field IEC 61000-4-8	30 A/m	30 A/m	Power frequency magnetic fields should be at levels characteristic of a typical location in a typical commercial or hospital environment.
NOTE UT is the a.c. mains voltage prior to application of the test level			

Guidance and manufacturer's declaration – electromagnetic immunity The Infraredi Pro (Model: MP-84, MP- 210, MP-300) is intended for use in the electromagnetic environment specified below. The customer or the user of the Infraredi Pro (Model: MP-84,MP- 210, MP-300) should assure that it is used in such an environment.			
Immunity test	**IEC 60601 test level**	**Compliance level**	**Electromagnetic environment --guidance**
Conducted RF IEC 61000-4-6	3 Vrms 0,15 MHz and 80 MHz 6 Vrms in ISM and amateur radio bands between	3 Vrms 0,15 MHz and 80 MHz 6 Vrms in ISM and amateur radio bands between	Portable and mobile RF communications equipment should be used no closer to any part of the Infraredi Pro (Model: MP-84, MP- 210, MP-300), including cables, than the recommended separation distance calculated from the equation applicable to the frequency of the transmitter. Recommended separation distance $d = 1.2\sqrt{P}$
Radiated RF IEC 61000-4-3	0,15 MHz and 80 MHz 10 V/m 80 MHz to 2.7GHz 80 % AM at 1 kHz	0,15 MHz and 80 MHz 10 V/m 80 MHz to 2.7GHz 80 % AM at 1 kHz	$d = 1.2\sqrt{P}$ 80 MHz to 800 MHz $d = 2.3\sqrt{P}$ 800 MHz to 2.7 GHz Where P is the maximum output power rating of the transmitter in watts (W) according to the transmitter manufacturer and d is the recommended separation Distance in meters (m). Field strengths from fixed RF transmitters, as determined by an electromagnetic site survey, a should be less than the compliance level in each frequency range. Interference may occur in the vicinity of Equipment marked with the following symbol:

Recommended separation distances between portable and mobile RF communications equipment and the Model MP-84 MP-210, MP-300

The Infraredi Pro (Model: MP-84, MP- 210, MP-300) is intended for use in an electromagnetic environment in which radiated RF disturbances are control RGB. The customer or the user of the Infraredi Pro (Model: MP-84, MP- 210, MP-300) can help prevent electromagnetic interference by maintaining a minimum distance between portable and mobile RF communications equipment (transmitters) and the Infraredi Pro (Model: MP-84, MP- 210, MP-300) as recommended below, according to the maximum output power of the communications equipment.

Rated maximum output power of transmitter (W)	**Separation distance according to frequency of transmitter (m)**		
	150 kHz to 80 MHz	80 MHz to 800 MHz	800 MHz to 2.7 GHz
0.01	0.12	0.12	0.23
0.1	0.38	0.38	0.73
1	1.2	1.2	2.3
10	3.8	3.8	7.3
100	12	12	23

For transmitters rated at a maximum output power not listed above, the recommended separation distance d in meters (m) can be estimated using the equation applicable to the frequency of the transmitter, where P is the maximum output power rating of the transmitter in watts (W) according to the transmitter manufacturer.
NOTE1 At 80 MHz and 800 MHz, the separation distance for the higher frequency range applies.
NOTE2 These guidelines may not apply in all situations. Electromagnetic propagation is affected by absorption and reflection from structures, objects and people.

Table - Test specifications for ENCLOSURE PORT IMMUNITY to RF wireless communications equipment.

Test Frequency (MHz)	Band (MHz)	Service	Modulation	Maximum Power (W)	Distance (m)	Immunity Test Level (V/m)
385	380-390	TETRA 400	Pulse modulation 18 Hz	1.8	0.3	27
450	430-470	GMRS 460, FRS 460	FM ±5 KHz deviation 1KHz sine	2	0.3	28
710	704-787	LTE 13, 17 Band	Pulse modulation 217 Hz	0.2	0.3	9
745						
780						
810	800-960	GSM 800/900, TETRA 800, iDEN 820, CDMA 850, LTE 5 Band	Pulse modulation 18 Hz	2	0.3	28
870						
930						
1720	1700-1990	GSM 1800, C D M A 1900, GSM 1900, DECT,LTE 1, 3, 4 , 25 Band, UMTS	Pulse modulation 217 Hz	2	0.3	28
1845						
1970						
2450	2400-2570	Bluetooth, WLAN 802.11 b/g/n, RFID 2450, LTE 7 Band	Pulse modulation 217 Hz	2	0.3	28
5240	5100-5800	WLAN 802.11 a/n	Pulse modulation 217 Hz	0.2	0.3	9
5500						
5785						

General Information

Warnings and Cautions

- Do not stare directly into the diodes or its reflection in a mirror because it can cause temporary irritation of the eyes.
- Do not let children use the devices unsupervised.
- This device is an electrical device. To avoid electric shock, adhere to the following:
  - Do not drop your device in water or liquids because you may get an electric shock.
  - Do not wash electrical parts with water or liquids.
  - Do not directly touch the device or touch the plugs or switches with wet hands.
  - Do not apply or touch the device to wet or damp skin.
  - Do not pull, carry, or lift the device by its cord. If the cord is damaged, do not use the device because you could get an electric shock.
  - Do not use the device if it has been dropped, left outside, or has encountered water or liquids.
  - Do not use on or near heated surfaces.
  - Do not operate this device in areas where it could be exposed to flammable or combustible products, or where vapours may be present. Explosion or fire may occur.
- This device is not to be used by sleeping, or unconscious persons.
- Do not use the device on open wounds, as heat may increase circulation and cause bleeding.
- Do not use this device in combination with liniments, salves, ointments, and balms that contain heat-producing ingredients as a skin burn could result.
- Use of this device in any way other than described in this manual voids the warranty and could result in serious injury.
- Do not modify, or attempt to modify or repair, this equipment. There are no user-serviceable parts.
- If this equipment is modified in anyway, appropriate inspection must be taken to ensure continued safe use.
- If the device overheats, turn it off immediately.
- If facial filler procedures (hyaluronic acid and other infusions) has been accepted within one month. It is not recommended to use this device for facial wrinkles.

General Information

Electrical Safety

- Do not place your device where it can fall or be pulled into water or other liquid.
- Do not expose your device to running water. If your device comes into contact or becomes submerged into water or other liquid, unplug it immediately from the electrical power outlet.
- Do not store your device in hot temperatures that are or can exceed 35°C.
- Do not separate power supply or cables during use. Switch the device off at the back and then unplug device from the electrical power outlet before separating cables.
- If you have any difficulty setting up your device, using, cleaning or maintaining your device please contact our customer support at info@infraredi.com
- Do not use your device if it is damaged. Continuous use of a damaged device may result in electric shock or injury.
- When not in use, store device in a dry room, making sure it is protected from excessive moisture, heat and dust.
- Do not use extension cords unless they are designed to carry the total rated wattage of the devices being powered.

Device Maintenance & Cleaning

The Infraredi does not require maintenance other than routine cleaning.

Turn off your device by switching off the power switch to the off position on the back of the device.
Unplug the power adaptor at the power wall outlet.
Clean the surface of device with a slightly damp cloth, making sure the device is dry before using.
Avoid the use of any harsh cleaners or bleaches as this may damage your device.

General Information

Contraindications:

- Do not use this device if you are photosensitive.
- Do not use the device if you are pregnant, or breastfeeding, or preparing for pregnancy.
- Do not use the device if you have cancer.
- Do not use this devise if you are under the age of 18.
- DO NOT use if you have light induced headaches or migraines.
- DO NOT use the device if you have skin problems such as lupus erythematosus, photosensitive eczema, albinism, or cancerous lesions as you may cause a severe skin reaction.
- If there is sunburn in the past 2 weeks, it is recommended that DO NOT use this product.
- Do not use the device if you are taking photosensitive drugs.
- Do not use the device if you have a medical history of seizures that were triggered by light.
- Do not operate the device when it is close to anything marked with the below logo for electromagnetic frequency (i.e., cellular tower).
- DO NOT use the device in the environment where other devices emit electromagnetic energy in an unshielded manner. Medical electrical equipment can be affected by the portable or mobile communication equipment with radio frequency.

Adverse Reactions

If you have any adverse reaction, such as discomfort, skin discolouration, skin irritation, red and swollen or other concerns from using this device, stop using it immediately and consult your Healthcare Provider.
Skin irritation (Small rash, redness, swelling, itching), bruising and scalding are rare but possible side effects. Immediately stop using the device and contact your Healthcare doctor.

General Information

Precautions:

- If using the device causes any discomfort, discontinue use immediately.
- If you suspect that you have had a negative reaction from using the device, consult your doctor immediately.
- The use of heat and cold producing devices, such as ice packs, may impair the performance of device and increase the risk of injury to the patient.
- Do not scratch or damage the device.
- Use indoors only.
- Use only the accessories provided by the manufacturer.
- Unplug from outlet when not in use to avoid tripping hazards.
- Do not unplug by pulling directly onto the cord. Grasp the plug itself, not the cord, when unplugging from the outlet.
- Please follow the recommended treatment time for treatment and do not over-treat.
- The device needs special precautions regarding EMC. Do not use near known sources of EMI such as CT scanners, RFID, security systems (e. g. Metal detector, EAS), shortwave radios or microwave equipment.
- Do not store the device in the sun or on a hot surface. High temperatures may be damaging. The device should be operated, transported and stored in the manner specified in this manual.
- Be careful to strangulation due to cables, keep away from children.
- Avoid the ingress of any liquid.
- DO NOT expose the device to MRI, diathermy, and electrocautery. The device is MR (Magnetic Resonance) unsafe, please don't bring the device into MR (Magnetic Resonance) environments.

General Information

Returns Policy

All of our devices come with a 60 day money back guarantee. If you're not satisfied with your purchase during the 60 day period, please email us at info@infraredi.com and we'll provide a hassle-free return process.

Here are some details to note:

- Because we ship our products for free, return shipping will be your responsibility.
- We cannot be responsible for lost or damaged shipments.
- All returns or exchanges must be received in good condition with all original accessories and packaging.
- All returns received with damaged or missing components may be subject to additional fees. If applicable, these fees will be deducted from the refunded amount.
- After submitting a return request, we'll provide you with a return address within Australia.
- All returns will be inspected and processed within 3-5 days.
- Returns must be postmarked before the end of the 60-day guarantee. Returns sent after 60 days will not be accepted

Symbol legend

	Manufacturer
	WEEE (Waste Electrical and Electronic Equipment) – Dispose of waste legally.
	Consult instructions for use.
	Date of manufacture
IP22	IP22 – Protection against ingress of solid objects >12mm and vertical falling water drops (15°).
	Type BF Applied Part
LOT	Batch code
SN	Symbol for "Serial Number", must be accompanied by the actual serial number.
	Temperature limit
	Humidity limitation
MD	Medical Device
	Warning: Optical radiation
	FCC – Device meets Federal Communications Commission radiation limits.
	CE Mark – Authorized for sale in the EU (LVD & EMC compliance).
UK CA	UKCA – Conformity to UK health, safety, and environmental standards.
RoHS	RoHS – Compliant with Directive 2011/65/EU on hazardous substances.
UK REP	UK Authorized Representative
	This symbol represents compliance with two independent schemes: EESS; and ACMA's labeling requirements.

Certificate of Warranty

Infraredi, Inc. warrants that its devices will function and perform within the specifications for three years from the date of delivery. The warranty covers all parts and labor during the warranty period with some exclusions. If service is required, the buyer is responsible to return the device to Infraredi within the 3-year warranty period. The warranty shall not apply to equipment that has been abused, modified, damaged, or fitted with substitute parts. Infraredi shall not be liable for any consequential loss or inconvenience caused by any failure of its products. If the device is repaired or replaced, Infraredi reserves the right to provide parts in different colours to the original device.

Who may use this limited warranty?

Infraredi, Inc. ("Company") warranties apply to Infraredi light therapy devices ("Product" or "Products"), and only for Products. The Company warrants the Products against defects materials and workmanship when used normally in accordance with the applicable instructions for use provided in the operating and service manual for the Product during the applicable warranty period. During the warranty period, Company will repair or replace, at no charge, Products or parts of Products that prove defective because of improper material or workmanship, under normal use and maintenance. The Company may change the availability of this limited Warranty at its discretion, but any changes will not be retroactive.

Signed: Infraredi

FCC Caution.

This device complies with part 15 of the FCC Rules. Operation is subject to the following two conditions:

(1) This device may not cause harmful interference, and

(2) this device must accept any interference received,including interference that may cause undesired operation.

Any Changes or modifications not expressly approved by the party responsible for compliance could void the user's authority to operate the equipment.

Note: This equipment has been tested and found to comply with the limits for a Class B digital device, pursuant to part 15 of the FCC Rules.These limits are designed to provide reasonable protection against harmful interference in a residential installation. This equipment generates uses and can radiate radio frequency energy and, if not installed and used in accordance with the instructions,may cause harmful interference to radio communications. However, there is no guarantee that interference will not occur in a particular installation. If this equipment does cause harmful interference to radio or television reception, which can be determined by turning the equipment off and on, the user is encouraged to try to correct the interference by one or more of the following measures:

-Reorient or relocate the receiving antenna.

-Increase the separation between the equipment and receiver.

-Connect the equipment into an outlet on a circuit different from that to which the receiver is connected.

-Consult the dealer or an experienced radio/TV technician for help.

This equipment complies with FCC radiation exposure limits set forth for an uncontrolled environment. This equipment should be installed and operated with minimum distance 20cm between the radiator & your body.

IC Warning

This device contains licence-exempt transmitter(s)/receiver(s) that comply with Innovation, Science and Economic Development Canada's licence-exempt RSS(s). Operation is subject to the following two conditions:

1. This device may not cause interference.

2. This device must accept any interference, including interference that may cause undesired operation of the device.

Cet appareil contient des emetteurs/recepteurs exemptes de licence qui sont conformes aux RSS exemptés de licence d'innovation, sciences et développement économique Canada. Le fonctionnement est soumis aux deux conditions suivantes:

1. Cet appareil ne peut pas causer d'interférences.

2. Cet appareil doit accepter toute interference, y compris les interferences qui peuvent causer un fonctionnement indésirable de l'appareil.

This equipment complies with IC radiation exposure limits set forth for an uncontrolled environment. This equipment should be installed and operated with minimum distance 20cm between the radiator & your body.

Cet équipement respecte les limites d'exposition au rayonnement IC établies pour un environnement non controle. Cet equipement doit etre installé et utilise avec une distance minimale de 20cm entre le radiateur et votre corps.

infraredi

MP-210说明书

成品尺寸：210*297 mm ±1mm

材质：封面封底200g双铜过哑膜，
内页157g双铜

印刷：四色印刷

装订：胶装