Antenna Passive Test Report

Project No.	:	TSED260100003
Product Type	:	Surfing Swim Jet
Test Mode	:	Free Space
Date of Receipt	:	2026/01/04
Date of Test	:	2026/01/04
Issued Date	:	2026/01/06
Test Sample	:	TSED260100003-M-01
Standard(s)	:	ANSI/IEEE Std 149-2008
Applicant	:	AQUAGEM TECHNOLOGY LIMITED
Address	:	FLAT/RM H 19/F, MAXGRAND PLAZA, 3 TAI YAU STREET, SAN PO KONG KL. HONG KONG
Manufacturer	:	AQUAGEM TECHNOLOGY LIMITED
Address	:	FLAT/RM H 19/F, MAXGRAND PLAZA, 3 TAI YAU STREET, SAN PO KONG KL. HONG KONG

TOWE. tested the above equipment in accordance with the requirements set forth in the above standards. The test results show that the equipment tested is capable of demonstrating compliance with the requirements as documented in this report.

the results documented in this report apply only to the tested sample, under the conditions and modes of operation as described herein. It is the manufacturer's responsibility to assure that additional production units of the model are manufactured with identical electrical and mechanical components. All sample tested were in good operating condition throughout the entire test program. Measurement Uncertainties are published for informational purposes only and were not taken into account unless noted otherwise. without written approval of TOWE, the test report shall not be reproduced except in full.

Lin Qilong **Approved By:**	**Fan Jiafu** **Reviewed By:**

All rights reserved. Unless otherwise specified, no part of this report may be reproduced or utilized in any part, form or by any means, electronic or mechanical, including photocopying and microfilm, without permission in writing from TOWE.

Table of Contents

REVISION HISTORY **3**
1 . CERTIFICATE OF COMPLIANCE **4**
1.1 DESCRIPTION OF EUT AND TEST(S) PERFORMED 4
1.2 LABORATORY ENVIRONMENT 4
2 . MEASUREMENT SYSTEM INFORMATION **5**
2.1 GENERAL INFORMATION 5
2.2 LIST OF EQUIPMENT 7
2.3 MEASUREMENT UNCERTAINTY 8
3.TEST RESULTS **9**
4. 2-D PATTERN PLOTS **10**
5. 3-D PATTERN PLOTS **13**
6. THE EUT AND TEST CONFIGURATION **15**
APPENDIX A ANTENNA SPECIFICATION **16**

All rights reserved. Unless otherwise specified, no part of this report may be reproduced or utilized in any part, form or by any means, electronic or mechanical, including photocopying and microfilm, without permission in writing from TOWE.

REVISION HISTORY

Rev.	Issue Date	Description	Revised by
01	2026/01/06	Original	Fan Jiafu

All rights reserved. Unless otherwise specified, no part of this report may be reproduced or utilized in any part, form or by any means, electronic or mechanical, including photocopying and microfilm, without permission in writing from TOWE.

1. CERTIFICATE OF COMPLIANCE

1.1 DESCRIPTION OF EUT AND TEST(S) PERFORMED

Manufacturer	AQUAGEM TECHNOLOGY LIMITED
Model	X35-P60
Serial Number(s) / ESN(s) / IMEI(s)	N/A
Hardware Version	N/A
Software Version	N/A

1.2 LABORATORY ENVIRONMENT

Temperature	Min = 20℃ , Max = 24℃	
Relative humidity	Min = 30% , Max = 70%	
Shield effect	0.6 – 8.5G	> 100dB
Ground resistance	< 0.5Ω	

All rights reserved. Unless otherwise specified, no part of this report may be reproduced or utilized in any part, form or by any means, electronic or mechanical, including photocopying and microfilm, without permission in writing from TOWE.

2. MEASUREMENT SYSTEM INFORMATION

2.1 GENERAL INFORMATION

Measurement Facility:

- Measurement Chamber: ETS-Lindgren 3D fully anechoic chamber and its measuring system (AMS-8923)
- ETS-Lindgren EMCenter
- Vector Network Analyzer: R&S ZNB8

Instruments View

All rights reserved. Unless otherwise specified, no part of this report may be reproduced or utilized in any part, form or by any means, electronic or mechanical, including photocopying and microfilm, without permission in writing from TOWE.



Inside View

All rights reserved. Unless otherwise specified, no part of this report may be reproduced or utilized in any part, form or by any means, electronic or mechanical, including photocopying and microfilm, without permission in writing from TOWE.

2.2 LIST OF EQUIPMENT

Equipment Description	Manufacturer	Identification No.	SN	Current Calibration Date	Next Calibration Date
Vector Network Analyzer	R&S	ZNB8	101413	2025/7/15	2026/7/14
RF switch control	ETS-Lindgren	EMCenter	00251211	N/A	N/A
Measurement software	ETS-Lindgren	EMQuest	N/A	N/A	N/A

All rights reserved. Unless otherwise specified, no part of this report may be reproduced or utilized in any part, form or by any means, electronic or mechanical, including photocopying and microfilm, without permission in writing from TOWE.

2.3 MEASUREMENT UNCERTAINTY

Item	2400 – 2500MHz
Gain	0.83 dB
Efficiency	0.83 dB
Measurement Uncertainty (95% Confidence Interval) K=2	

All rights reserved. Unless otherwise specified, no part of this report may be reproduced or utilized in any part, form or by any means, electronic or mechanical, including photocopying and microfilm, without permission in writing from TOWE.

3.TEST RESULTS

Free Space		
Frequency (MHz)	Efficiency (%)	Gain (dBi)
2400	11.11	-3.04
2410	12.06	-2.88
2420	13.73	-2.28
2430	15.31	-2.04
2440	16.61	-1.73
2450	17.23	-1.72
2460	17.84	-1.72
2470	18.45	-1.55
2480	18.98	-1.51
2490	19.68	-1.55
2500	20.02	-1.58

All rights reserved. Unless otherwise specified, no part of this report may be reproduced or utilized in any part, form or by any means, electronic or mechanical, including photocopying and microfilm, without permission in writing from TOWE.

4. 2-D PATTERN PLOTS

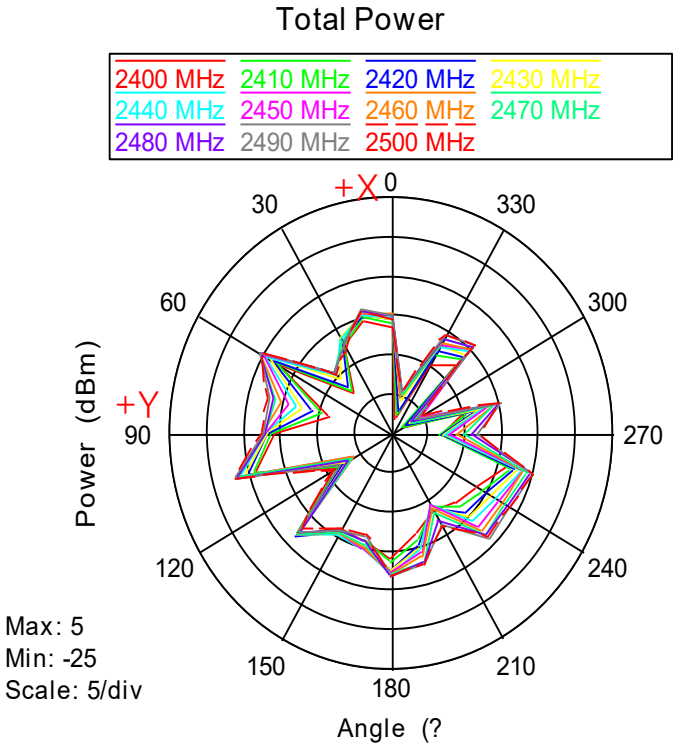

Theta=90° (X-Y Plane)

All rights reserved. Unless otherwise specified, no part of this report may be reproduced or utilized in any part, form or by any means, electronic or mechanical, including photocopying and microfilm, without permission in writing from TOWE.

Total Power

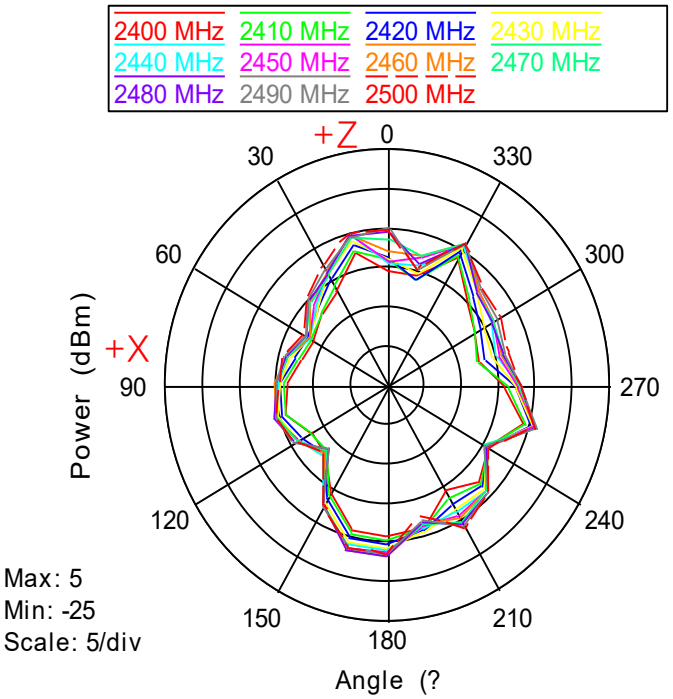

Phi=0° (X-Z Plane)

All rights reserved. Unless otherwise specified, no part of this report may be reproduced or utilized in any part, form or by any means, electronic or mechanical, including photocopying and microfilm, without permission in writing from TOWE.

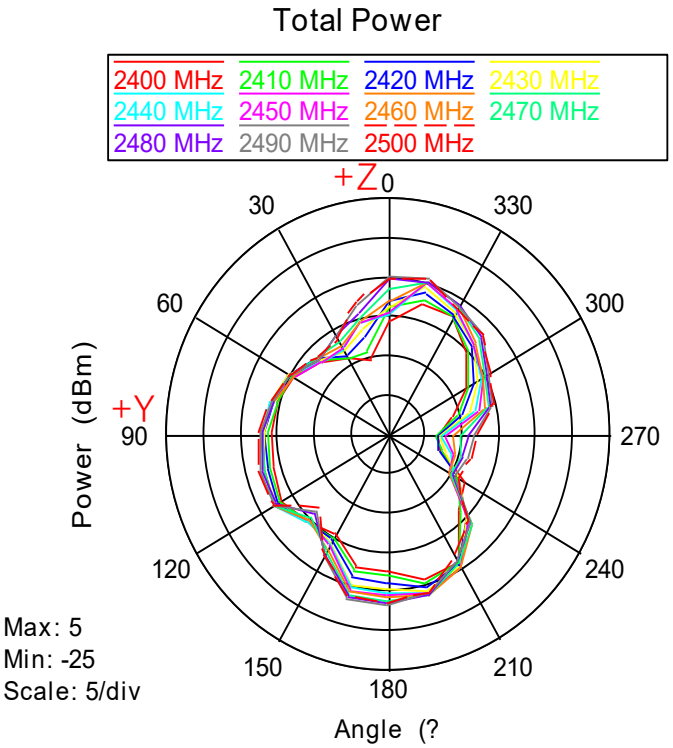

Phi=90° (Y-Z Plane)

All rights reserved. Unless otherwise specified, no part of this report may be reproduced or utilized in any part, form or by any means, electronic or mechanical, including photocopying and microfilm, without permission in writing from TOWE.

5. 3-D PATTERN PLOTS

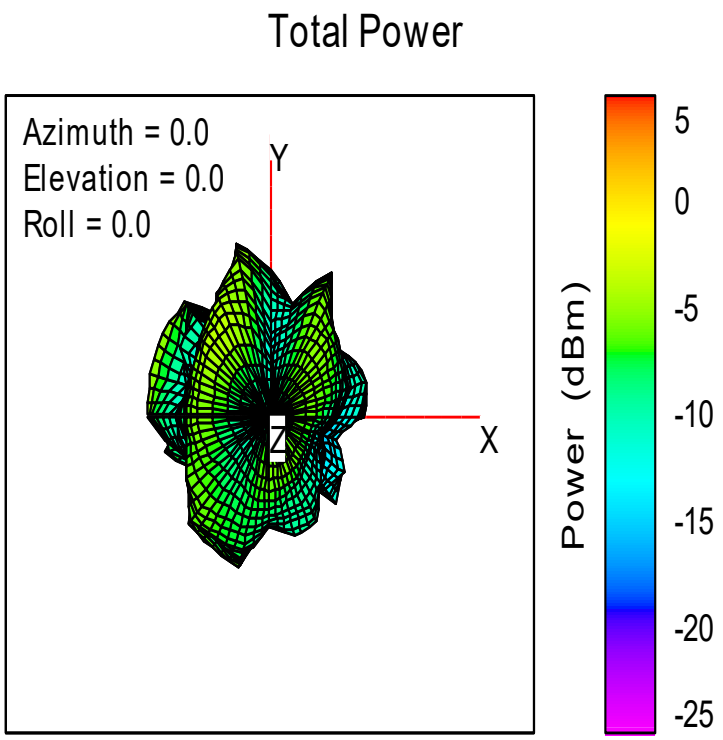

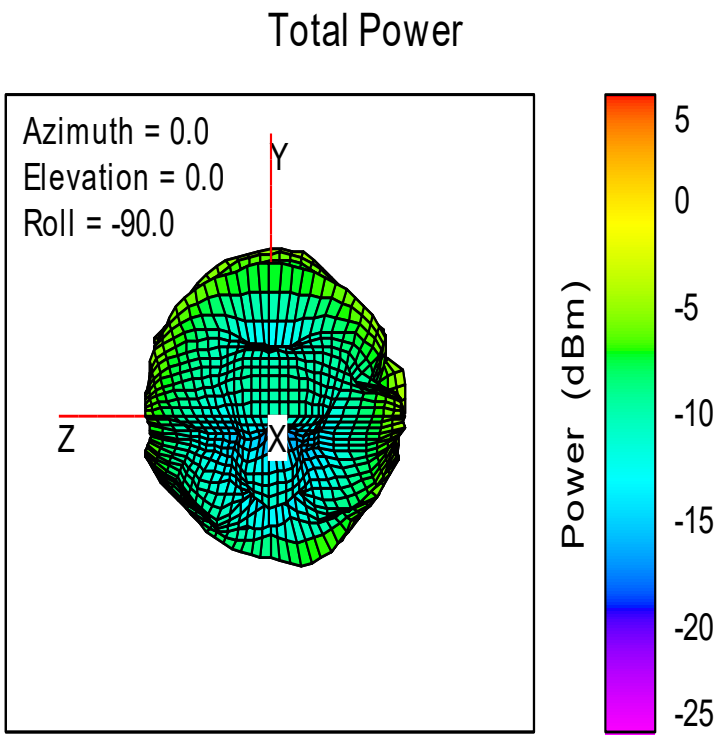

All rights reserved. Unless otherwise specified, no part of this report may be reproduced or utilized in any part, form or by any means, electronic or mechanical, including photocopying and microfilm, without permission in writing from TOWE.

Total Power

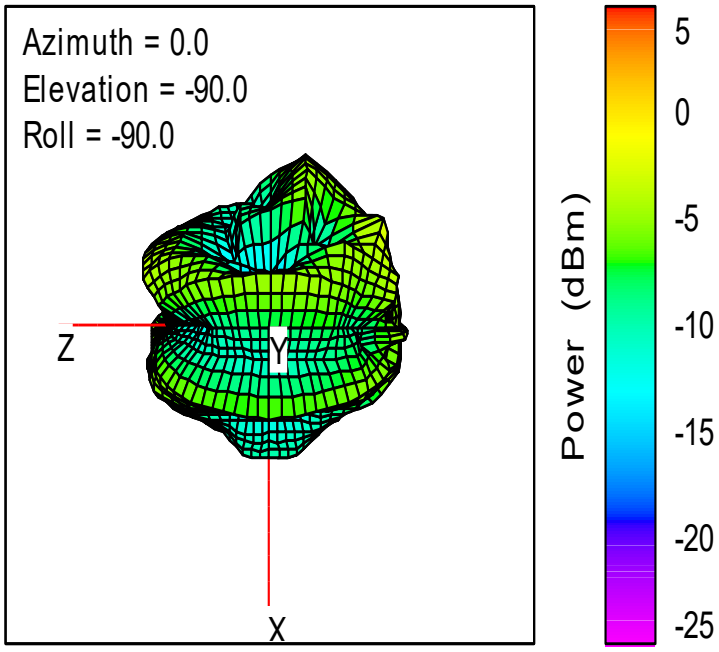

All rights reserved. Unless otherwise specified, no part of this report may be reproduced or utilized in any part, form or by any means, electronic or mechanical, including photocopying and microfilm, without permission in writing from TOWE.

6. THE EUT AND TEST CONFIGURATION



Free Space View

All rights reserved. Unless otherwise specified, no part of this report may be reproduced or utilized in any part, form or by any means, electronic or mechanical, including photocopying and microfilm, without permission in writing from TOWE.

APPENDIX A ANTENNA SPECIFICATION

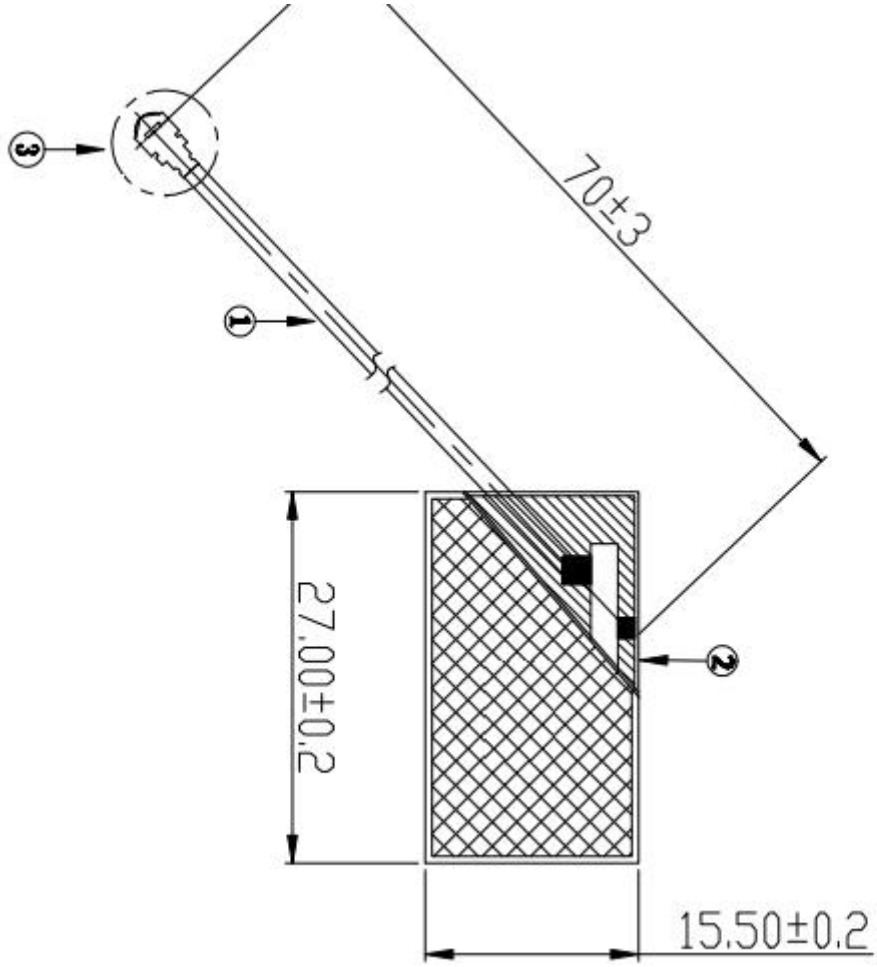

All rights reserved. Unless otherwise specified, no part of this report may be reproduced or utilized in any part, form or by any means, electronic or mechanical, including photocopying and microfilm, without permission in writing from TOWE.