Full-automatic Car Wirless Charger

User Manual

Instruction

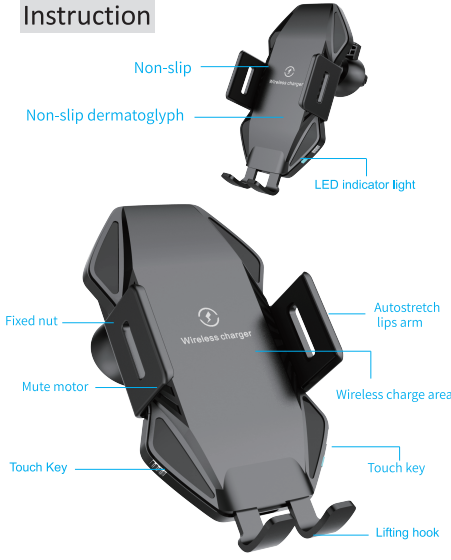

Operation steps

1. Adjust the screw cap to the best active status

2. Input:Connect the wireless charger and car adapter with the charging cord.

Must use Qualcomm quick charge adaptor for fast wireless charging.

3. Press the button of clip to fix, then adjust the angle and tighten the fixed nut.



4.Place smartphone:The charger can sense your phone when approach,the clips will automatically grip your phone and wireless charge.

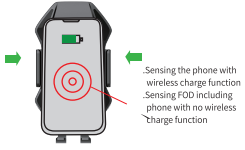

5. Take off smartphone

Touch the on-off button on both 2 sides,the clips automatically open,then take your phone out.

6. LED indicated light shows the working status:

1.Blue light is on when charging
2.Red light flashes when sensing foreign bodies

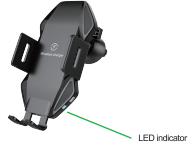

Features

. Wireless charging for devices with Qi standard.
. Charging fast at 15W , 10W, 7.5w and ordinary at 5W, compatible with Apple and Android devices.
. Wireless charging sensing: when the phone with wireless charge receiver approaches the charger, the two clips will automatically clip the phone and charge wirelessly.
· Foreign body detection sensing: when the phone without wireless receiver approaches the charger, the two clips will also automatically clip the phone, then use it for a phone holder.
.The clips can extend and retract flexibly, so easily fix phone to charge or release to use.
.New upgrade mute design: Using the mute motor, the clips stretch and shrink with no noise.
.360°rotation：The handle supports 360°rotation,which enables you to find suitable directions to place your phone on or get your phone off.
. Over-current protection, over-heat protection and short-circuit protection.
. Certification:FCC,CE,ROHS.

Specification

Material: ABS+ silica gel
Input power: 5V/2A or 9v/1.67A
Output power: 15W / 10W/7.5W/5W
Wireless charging effective distance: 3-6mm (Max)
Conversion efficiency:Normal charge≥70%, Fast charge≥75%
Working frequency: 110-205kHz
Color: Black 、 Silver
Packing list :1 full-automatic wireless charger , 1 car outlet clip, 1 USB cable, 1 user manual

Warranty

This device is free from defects in material and workmanship under normal use for twelve (12) months commencing upon the date of purchase. Proof of purchase is required for warranty service. The consumer should never attempt to open or disassemble the device, and doing so may cause damage that voids your warranty.

This device complies with part 15 of the FCC Rules. Operation is subject to the following two conditions:
(1) This device may not cause harmful interference, and
(2) this device must accept any interference received, including interference that may cause undesired operation.

Any Changes or modifications not expressly approved by the party responsible for compliance could void the user's authority to operate the equipment.

Note: This equipment has been tested and found to comply with the limits for a Class B digital device, pursuant to part 15 of the FCC Rules. These limits are designed to provide reasonable protection against harmful interference in a residential installation. This equipment generates uses and can radiate radio frequency energy and, if not installed and used in accordance with the instructions, may cause harmful interference to radio communications. However, there is no guarantee that interference will not occur in a particular installation. If this equipment does cause harmful interference to radio or television reception, which can be determined by turning the equipment off and on, the user is encouraged to try to correct the interference by one or more of the following measures:
-Reorient or relocate the receiving antenna.
-Increase the separation between the equipment and receiver .
-Connect the equipment into an outlet on a circuit different from that to which the receiver is connected.
-Consult the dealer or an experienced radio/TV technician for help.

This equipment complies with FCC radiation exposure limits set forth for an uncontrolled environment. This equipment should be installed and operated with minimum distance 20cm between the radiator & your body.