Impedance Measurement Plot for Head TSL

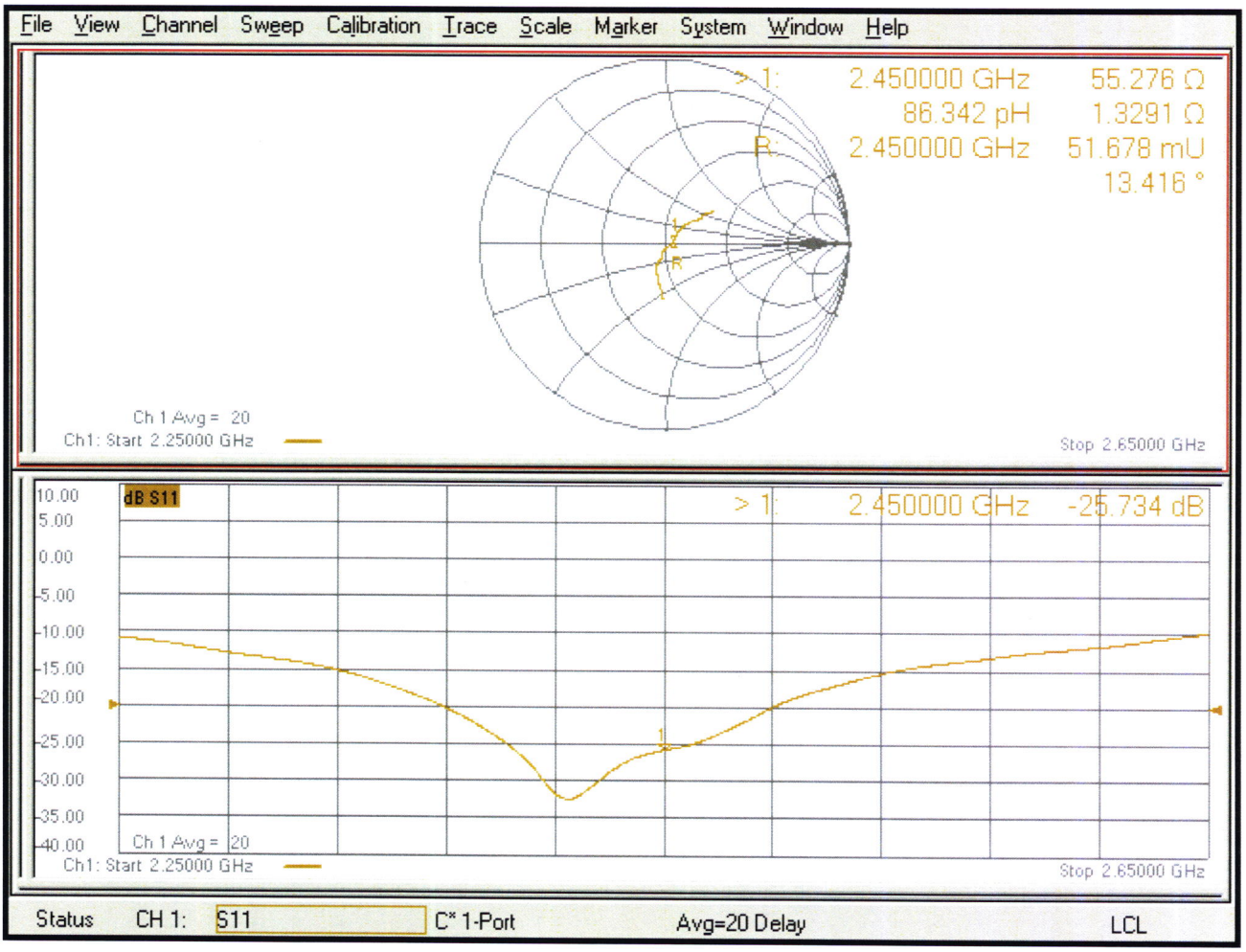

Dipole Internal Calibration Record

Asset No. :	E-434	Model No. :	D2450V2	Serial No. :	919
Environmental	22.5℃, 57 %	Original Cal.Date :	April 22, 2024	Next Cal. Date :	April 22, 2027

Standard List		
1	IEC/IEEE 62209-1528:2020	Measurement Procedure For The Assessment Of Specific Absorption Rate Of Human Exposure To Radio Frequency Fields From Hand-Held And Body-Worn Wireless Communication Devices - Part 1528:Human Models,Instrumentation And Procedures(Frequency Range of 4 MHz to 10GHz)
2	KDB865664	SAR Measurement Requirements for 100 MHz to 6 GHz

Equipment Information					
Equipment :	Manufacturer :	Model No. :	Serial No. :	Cal.Organization :	Cal. Date :
Power Amplifier	Mini-Circuits	ZHL-42W+	QA1333003	N/A	June 29, 2024
DC Source metter	Iteck	IT6154	006104126768201001	N/A	June 29, 2024
Vector Network Analyzer	Agilent	E5071C	MY46102965	N/A	January 11, 2025
Signal Generator	Agilent	N5172B	MY53050758	N/A	January 11, 2025
Smart Power Sensor	R&S	NRP18S	101333	N/A	June 1, 2024
Dielectric Assessment	Speag	DAK-3.5	1226	N/A	January 20, 2025
Directional Coupler	Woken	TS-PCC0M-05	0107090019	N/A	January 11, 2025
Coupler	Woken	0110A05601O-10	COM5BNW1A2	N/A	January 12, 2025
Liquid Thermometer	Nscing Es	YZ6021S	/	N/A	November 24, 2024

Model No	For Head Tissue				
	Item	Original Cal. Result	Verified on 2025/4/15	Deviation	Result
D2450V2	Impedance, transformed to feed point	55.3Ω+1.3jΩ	55.09Ω+3.27Ω	<5Ω	Pass
	Return Loss(dB)	-25.7	-25.444	-1.0%	Pass
	SAR Value for 1g(mW/g)	13.6	12.7	-6.6%	Pass
	SAR Value for 10g(mW/g)	6.3	5.97	-5.2%	Pass

Impedance Test-Head

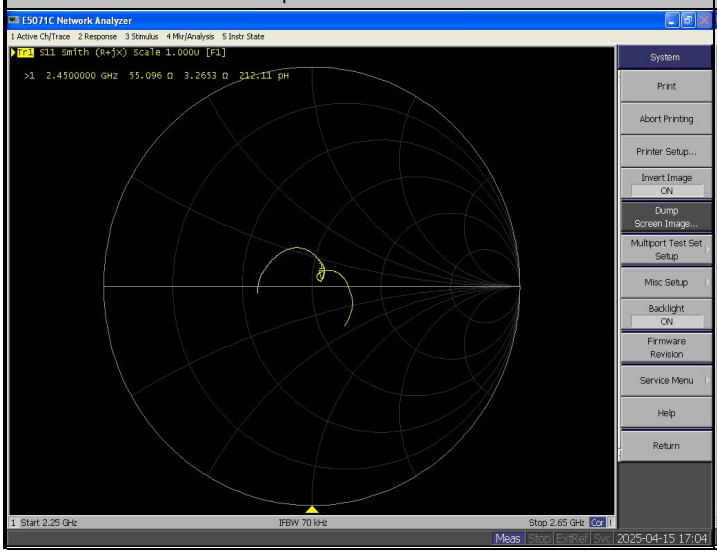

Return Loss-Head

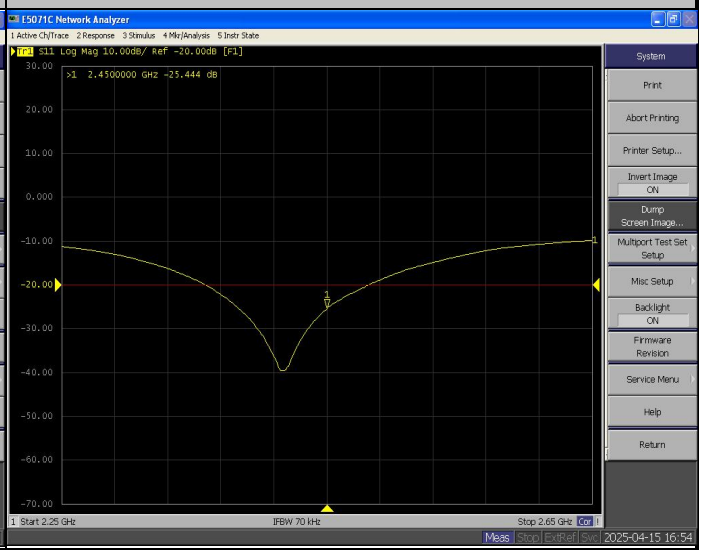

Test Laboratory: BTL Inc. Date: 2025/4/15

System Check_H2450_0415

DUT: Dipole 2450 MHz D2450V2;SN:919;

Communication System: UID 0, CW (0); Frequency: 2450 MHz; Duty Cycle: 1:1
Medium parameters used: f = 2450 MHz; σ = 1.836 S/m; ε_r = 39.639; ρ = 1000 kg/m^3
Ambient Temperature：22.5℃; Liquid Temperature：22.1℃

DASY Configuration:

- Probe: EX3DV4 - SN3809; ConvF(7.59, 6.97, 6.79)@2450 MHz;Calibrated: 2025/1/24
- Sensor-Surface: 1.4mm (Mechanical Surface Detection), z = 1.0, 31.0
- Electronics: DAE4 Sn1390; Calibrated: 2024/11/14
- Phantom: ELI V5.0 (20deg probe tilt); Type: QD OVA 002 Ax; Serial: 1222
- DASY52 52.10.4(1535); SEMCAD X 14.6.14(7501)

Area Scan (6x7x1): Measurement grid: dx=15mm, dy=15mm
Maximum value of SAR (measured) = 15.6 W/kg

Zoom Scan (5x5x7)/Cube 0: Measurement grid: dx=8mm, dy=8mm, dz=5mm
Reference Value = 111.4 V/m; Power Drift = -0.04 dB
Peak SAR (extrapolated) = 23.9 W/kg
SAR(1 g) = 12.7 W/kg; SAR(10 g) = 5.97 W/kg
Smallest distance from peaks to all points 3 dB below = 10.7 mm
Ratio of SAR at M2 to SAR at M1 = 53.1%
Maximum value of SAR (measured) = 20.2 W/kg

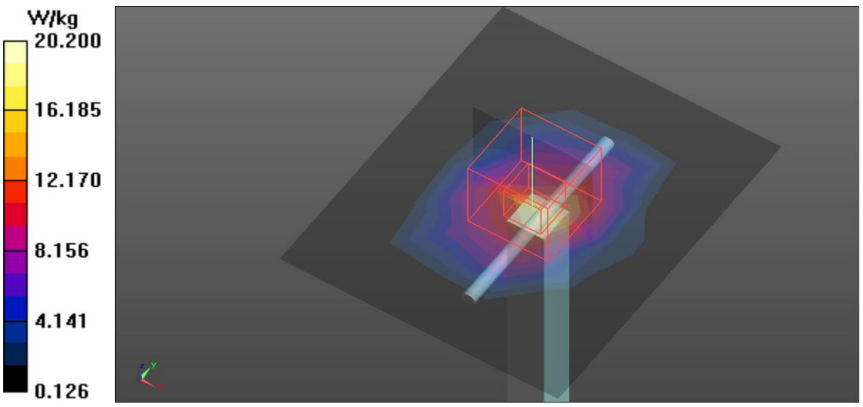

Calibrator: Justin Huang Approver: Herbert Liu