Conducted test results

No.1-0243-25-02-02_TR1-A201-R01

November 14, 2025

Test Standard(s)	NA - NI
	FCC 15.247 - NI
	FCC 15.247, ISED RSS247 - NI

This document is electronically signed and valid without handwritten signature.
Public keys for verification of the electronic signatures can be requested at the testing laboratory.

A. Curette

Authorized

cn=Andreas Curette, o=cetecom advanced GmbH, ou=CUR-230601, email=andreas.curette@cetecomadvanced.com, c=DE
2025.11.14 11:36:31 +01'00'

Andreas Curette
Lab Manager
Radio Labs

Table of Content

NA # Peak output power 3MHz/3MHz ~ BT LE 1 Msps 3
FCC 15.247 # Maximum peak conducted output power DTS ~ BT LE 1 Msps 9
FCC 15.247 # Bandwidth 6dB DTS ~ BT LE 1 Msps 17
FCC 15.247 # Peak psd DTS ~ BT LE 1 Msps 22
FCC 15.247, ISED RSS247 # Bandwidth 99PCT and 20dB ~ BT LE 1 Msps 27
FCC 15.247 # TX spurious conducted 20dBc ~ BT LE 1 Msps 38

NA # Peak output power 3MHz/3MHz ~ BT LE 1 Msps

References

TC start	27.10.2025 15:40:35
Ambit temp (test rack) [°C] | humidity [rel%]	not enabled | not enabled
System version	6.0.5.0
Standard | Version	NA | NI
Method	
Description	Peak OP 3MHz/3MHz - BT LE 1 Msps
Information	

EUT Common Settings BT Low Energy

Intermodulation value N	3
Image freq. Low | Mid | High [MHz]	0 | 0 | 0
Power class	2
1 Mbps supported	True | TXpayload 255 | RXpayload 255
2 Mbps supported	False | TXpayload 255 | RXpayload 255
Longrange S8 supported	False | TXpayload 255 | RXpayload 255
Longrange S2 supported	False | TXpayload 255 | RXpayload 255
Signaling settings	WS_USB_RS232 | HCI | 22 | 115200 | None | S1 | None | On
Signaling RF settings	RF1com | 0 | 0 | On |
User interaction	No

Equipment

Signal analyzer,Rohde&Schwarz,FSV-30,1321.3008K30/103170,3.70
Switch matrix,cetecom advanced GmbH,USM,A001,1.0.0

Test Parameter

Technology to test	BT LE 1 Msps
EUT port	EUT1
Temperature	nom
Voltage	nom
Frequency low to test	True | Freq [MHz] 2402
Frequency mid to test	True | Freq [MHz] 2440
Frequency high to test	True | Freq [MHz] 2480
Auto control enabled power supply | Climatic Box	No | No
Additional path loss [dB]	0.7
Full path type	EUT_SA_GEN_SIG
Full path name	EUT1.MP.SIG1/EUT1.SA/EUT1.GEN1/EUT1.GEN2/

Test Parameter

Switch bits	00010001:00010001:00000000:00000001

Test at TX 2402 MHz

RESULT: Reference power cond.

DESCRIPTION	LOWER LIMIT	UPPER LIMIT	MEASURED	UNIT	VERDICT
Ref. power 1MHz/1MHz cond.	---	---	-0.58	dBm	INFO
Ref. frequency	---	---	2402.200	MHz	INFO

READ SA SETTINGS:

RefLevel [dBm] | RefLevelOffset [dB] | InpAtt [dB]	9.42 | 9.26 | 20
Start [MHz] | Stop [MHz]	2399.500 | 2404.500
RBW [MHz] | VBW [MHz]	3.000000 | 3.000000
Detector | TraceMode	POS | MAXH
Sweep: time [ms] | count | points per Section | type	1000 | 10 | 1001 | SWE

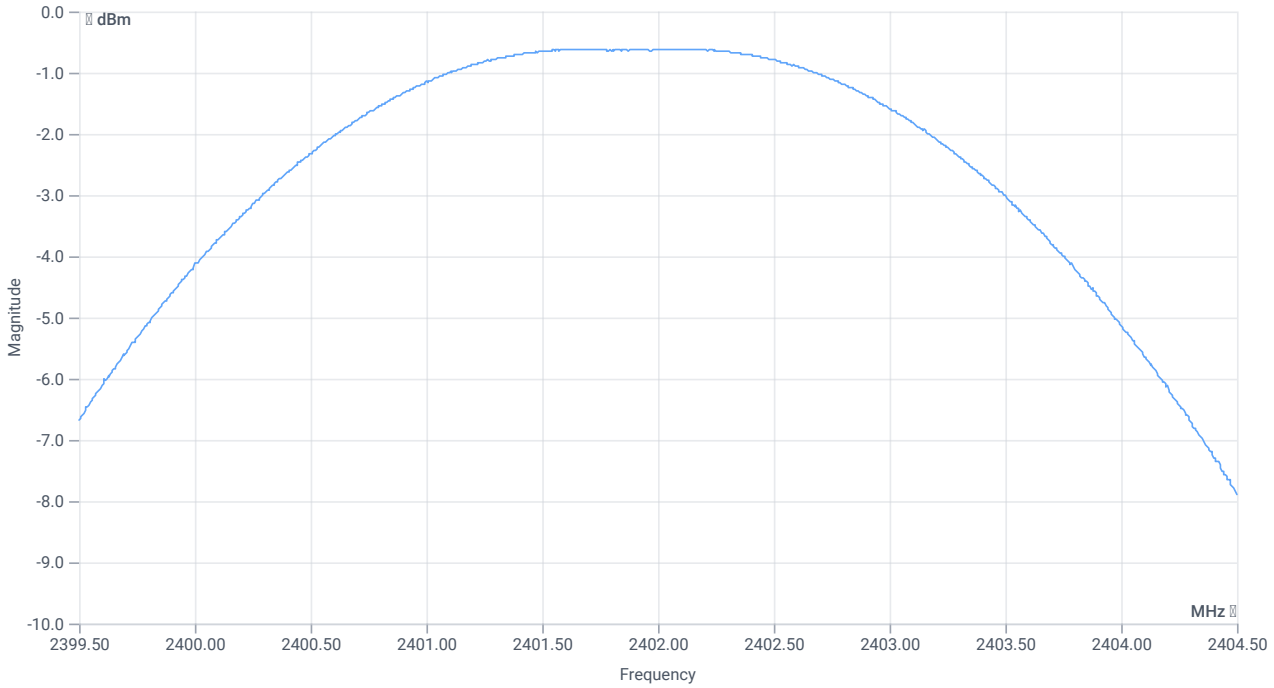

Peak output power

RESULT

DESCRIPTION	LOWER LIMIT	UPPER LIMIT	MEASURED	UNIT	VERDICT
Peak power	---	---	-0.62	dBm	INFO
Peak power	---	---	0.866962	mW	INFO
Frequency at peak	---	---	2402.135	MHz	INFO

Test at TX 2440 MHz

RESULT: Reference power cond.

DESCRIPTION	LOWER LIMIT	UPPER LIMIT	MEASURED	UNIT	VERDICT
Ref. power 1MHz/1MHz cond.	---	---	-0.73	dBm	INFO
Ref. frequency	---	---	2440.200	MHz	INFO

READ SA SETTINGS:

RefLevel [dBm] | RefLevelOffset [dB] | InpAtt [dB]	9.27 | 9.28 | 15
Start [MHz] | Stop [MHz]	2437.500 | 2442.500
RBW [MHz] | VBW [MHz]	3.000000 | 3.000000
Detector | TraceMode	POS | MAXH
Sweep: time [ms] | count | points per Section | type	1000 | 10 | 1001 | SWE

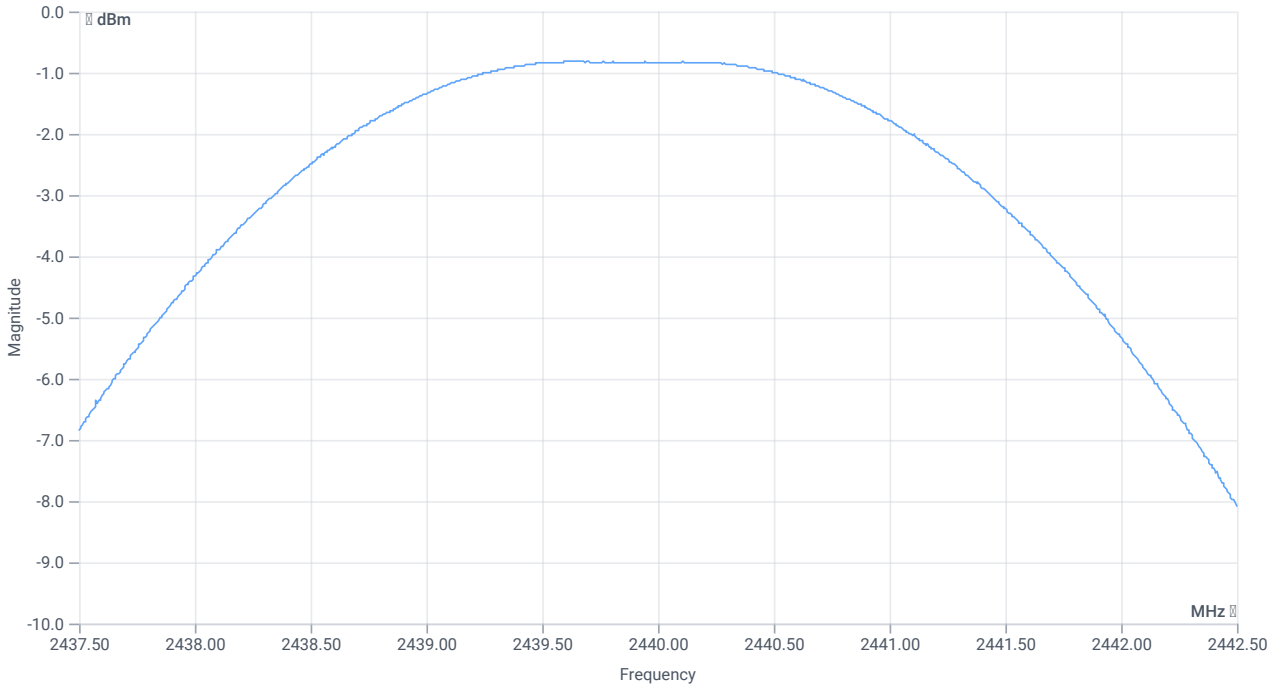

Peak output power

RESULT

DESCRIPTION	LOWER LIMIT	UPPER LIMIT	MEASURED	UNIT	VERDICT
Peak power	---	---	-0.82	dBm	INFO
Peak power	---	---	0.827942	mW	INFO
Frequency at peak	---	---	2439.645	MHz	INFO

Test at TX 2480 MHz

RESULT: Reference power cond.

DESCRIPTION	LOWER LIMIT	UPPER LIMIT	MEASURED	UNIT	VERDICT
Ref. power 1MHz/1MHz cond.	---	---	-0.75	dBm	INFO
Ref. frequency	---	---	2480.200	MHz	INFO

READ SA SETTINGS:

RefLevel [dBm] | RefLevelOffset [dB] | InpAtt [dB]	9.25 | 9.41 | 15
Start [MHz] | Stop [MHz]	2477.500 | 2482.500
RBW [MHz] | VBW [MHz]	3.000000 | 3.000000
Detector | TraceMode	POS | MAXH
Sweep: time [ms] | count | points per Section | type	1000 | 10 | 1001 | SWE

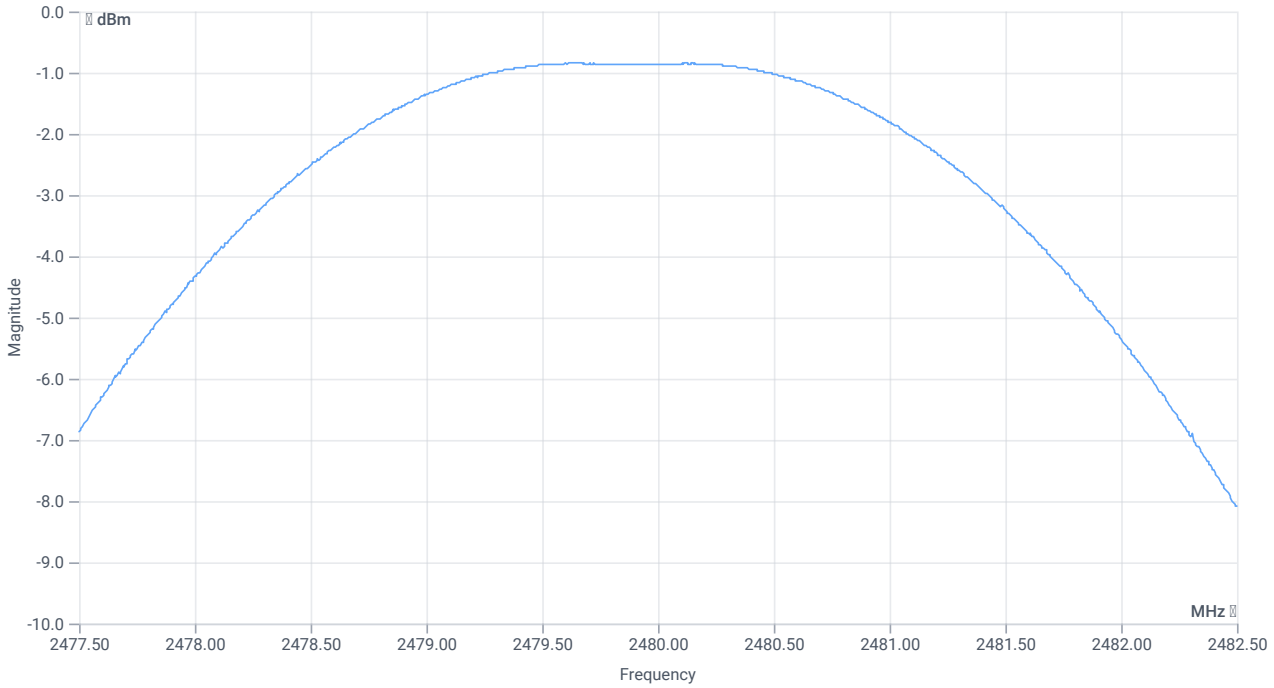

Peak output power

RESULT

DESCRIPTION	LOWER LIMIT	UPPER LIMIT	MEASURED	UNIT	VERDICT
Peak power	---	---	-0.85	dBm	INFO
Peak power	---	---	0.822243	mW	INFO
Frequency at peak	---	---	2480.125	MHz	INFO

Verdict
PASS

FCC 15.247 # Maximum peak conducted output power DTS ~ BT LE 1 Msps

References

TC start	27.10.2025 15:41:53
Ambit temp (test rack) [°C] | humidity [rel%]	not enabled | not enabled
System version	6.0.5.0
Standard | Version	FCC 15.247 | NI
Method	DTS: KDB 558074 D01 V05 - Chapter 8.3.1.1 RBW ≥ DTS Bandwidth
Description	FCC 15.247 Maximum peak output power conducted DTS - BT LE 1 Msps
Information	

EUT Common Settings BT Low Energy

Intermodulation value N	3
Image freq. Low | Mid | High [MHz]	0 | 0 | 0
Power class	2
1 Mbps supported	True | TXpayload 255 | RXpayload 255
2 Mbps supported	False | TXpayload 255 | RXpayload 255
Longrange S8 supported	False | TXpayload 255 | RXpayload 255
Longrange S2 supported	False | TXpayload 255 | RXpayload 255
Signaling settings	WS_USB_RS232 | HCI | 22 | 115200 | None | S1 | None | On
Signaling RF settings	RF1com | 0 | 0 | On |
User interaction	No

Equipment

Signal analyzer,Rohde&Schwarz,FSV-30,1321.3008K30/103170,3.70
Switch matrix,cetecom advanced GmbH,USM,A001,1.0.0

Test Parameter

Technology to test	BT LE 1 Msps
EUT port	EUT1
Temperature	nom
Voltage	nom
Frequency low to test	True | Freq [MHz] 2402
Frequency mid to test	True | Freq [MHz] 2440
Frequency high to test	True | Freq [MHz] 2480
Auto control enabled power supply | Climatic Box	No | No
Additional path loss [dB]	0.7

Test Parameter

Full path type	EUT_SA_GEN_SIG
Full path name	EUT1.MP.SIG1/EUT1.SA/EUT1.GEN1/EUT1.GEN2/
Switch bits	00010001:00010001:00000000:00000001

Test at TX 2402 MHz

RESULT: Reference power cond.

DESCRIPTION	LOWER LIMIT	UPPER LIMIT	MEASURED	UNIT	VERDICT
Ref. power 1MHz/1MHz cond.	---	---	-0.53	dBm	INFO
Ref. frequency	---	---	2402.200	MHz	INFO

READ SA SETTINGS:

RefLevel [dBm] | RefLevelOffset [dB] | InpAtt [dB]	4.47 | 9.26 | 15
Start [MHz] | Stop [MHz]	2401.000 | 2403.000
RBW [MHz] | VBW [MHz]	0.100000 | 0.300000
Detector | TraceMode	POS | MAXH
Sweep: time [ms] | count | points per Section | type	50 | 200 | 10001 | SWE

DTS bandwidth

DESCRIPTION	LOWER LIMIT	UPPER LIMIT	MEASURED	UNIT	VERDICT
DTS bandwidth (6dB)	---	---	679	kHz	INFO

READ SA SETTINGS:

RefLevel [dBm] | RefLevelOffset [dB] | InpAtt [dB]	9.47 | 9.26 | 20
Start [MHz] | Stop [MHz]	2401.000 | 2403.000
RBW [MHz] | VBW [MHz]	1.000000 | 5.000000
Detector | TraceMode	POS | MAXH
Sweep: time [ms] | count | points per Section | type	50 | 200 | 1001 | SWE

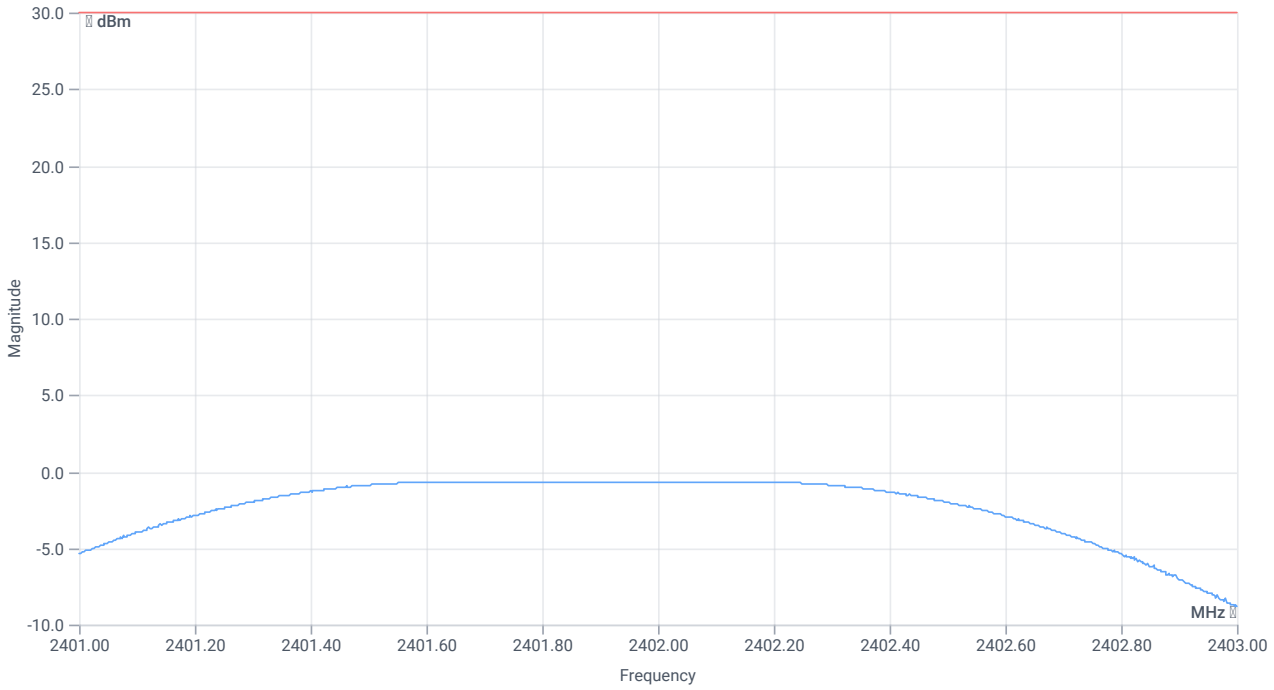

Peak output power

RESULT

DESCRIPTION	LOWER LIMIT	UPPER LIMIT	MEASURED	UNIT	VERDICT
Peak power	---	30.00	-0.66	dBm	PASS
Peak power	---	1000	0.859014	mW	PASS
Frequency at peak	---	---	2402.16	MHz	INFO

Test at TX 2440 MHz

RESULT: Reference power cond.

DESCRIPTION	LOWER LIMIT	UPPER LIMIT	MEASURED	UNIT	VERDICT
Ref. power 1MHz/1MHz cond.	---	---	-0.67	dBm	INFO
Ref. frequency	---	---	2440.200	MHz	INFO

READ SA SETTINGS:

RefLevel [dBm] | RefLevelOffset [dB] | InpAtt [dB]	4.33 | 9.28 | 15
Start [MHz] | Stop [MHz]	2439.000 | 2441.000
RBW [MHz] | VBW [MHz]	0.100000 | 0.300000
Detector | TraceMode	POS | MAXH
Sweep: time [ms] | count | points per Section | type	50 | 200 | 10001 | SWE

DTS bandwidth

DESCRIPTION	LOWER LIMIT	UPPER LIMIT	MEASURED	UNIT	VERDICT
DTS bandwidth (6dB)	---	---	683	kHz	INFO

READ SA SETTINGS:

RefLevel [dBm] | RefLevelOffset [dB] | InpAtt [dB]	9.33 | 9.28 | 20
Start [MHz] | Stop [MHz]	2439.000 | 2441.000
RBW [MHz] | VBW [MHz]	1.000000 | 5.000000
Detector | TraceMode	POS | MAXH
Sweep: time [ms] | count | points per Section | type	50 | 200 | 1001 | SWE

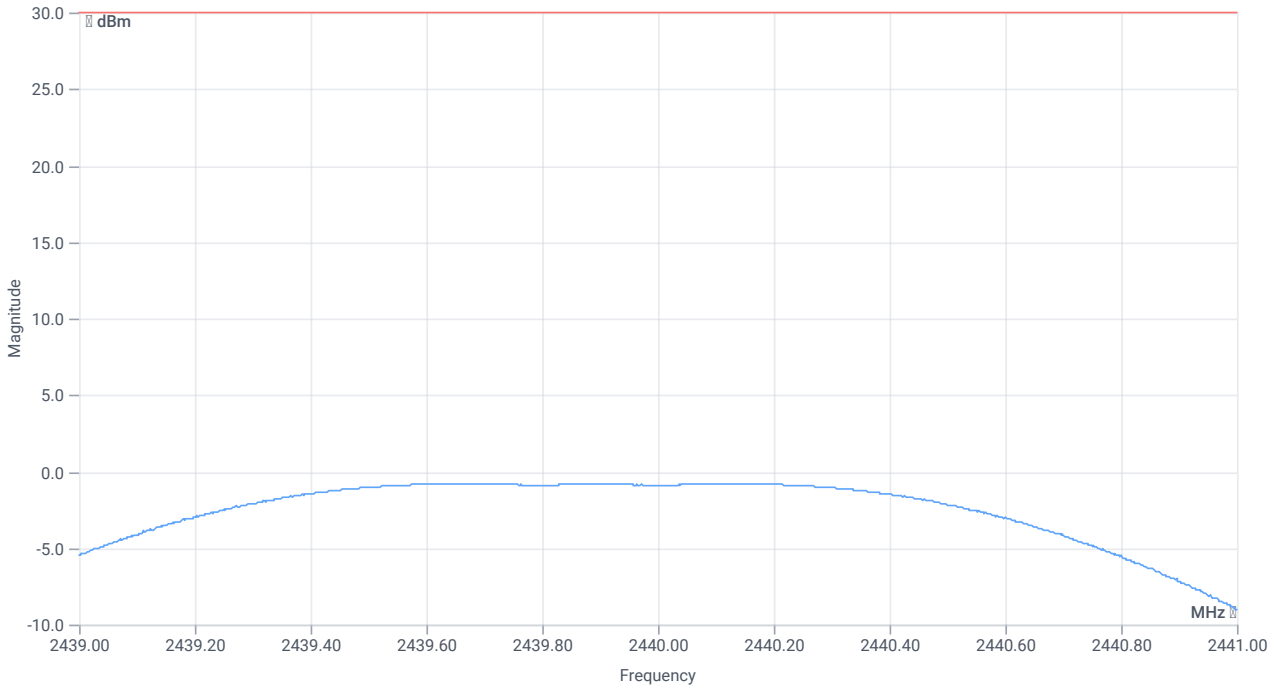

Peak output power

RESULT

DESCRIPTION	LOWER LIMIT	UPPER LIMIT	MEASURED	UNIT	VERDICT
Peak power	---	30.00	-0.81	dBm	PASS
Peak power	---	1000	0.829851	mW	PASS
Frequency at peak	---	---	2439.656	MHz	INFO

Test at TX 2480 MHz

RESULT: Reference power cond.

DESCRIPTION	LOWER LIMIT	UPPER LIMIT	MEASURED	UNIT	VERDICT
Ref. power 1MHz/1MHz cond.	---	---	-0.75	dBm	INFO
Ref. frequency	---	---	2480.100	MHz	INFO

READ SA SETTINGS:

RefLevel [dBm] | RefLevelOffset [dB] | InpAtt [dB]	4.25 | 9.41 | 10
Start [MHz] | Stop [MHz]	2479.000 | 2481.000
RBW [MHz] | VBW [MHz]	0.100000 | 0.300000
Detector | TraceMode	POS | MAXH
Sweep: time [ms] | count | points per Section | type	50 | 200 | 10001 | SWE

DTS bandwidth

DESCRIPTION	LOWER LIMIT	UPPER LIMIT	MEASURED	UNIT	VERDICT
DTS bandwidth (6dB)	---	---	686	kHz	INFO

READ SA SETTINGS:

RefLevel [dBm] | RefLevelOffset [dB] | InpAtt [dB]	9.25 | 9.41 | 15
Start [MHz] | Stop [MHz]	2479.000 | 2481.000
RBW [MHz] | VBW [MHz]	1.000000 | 5.000000
Detector | TraceMode	POS | MAXH
Sweep: time [ms] | count | points per Section | type	50 | 200 | 1001 | SWE

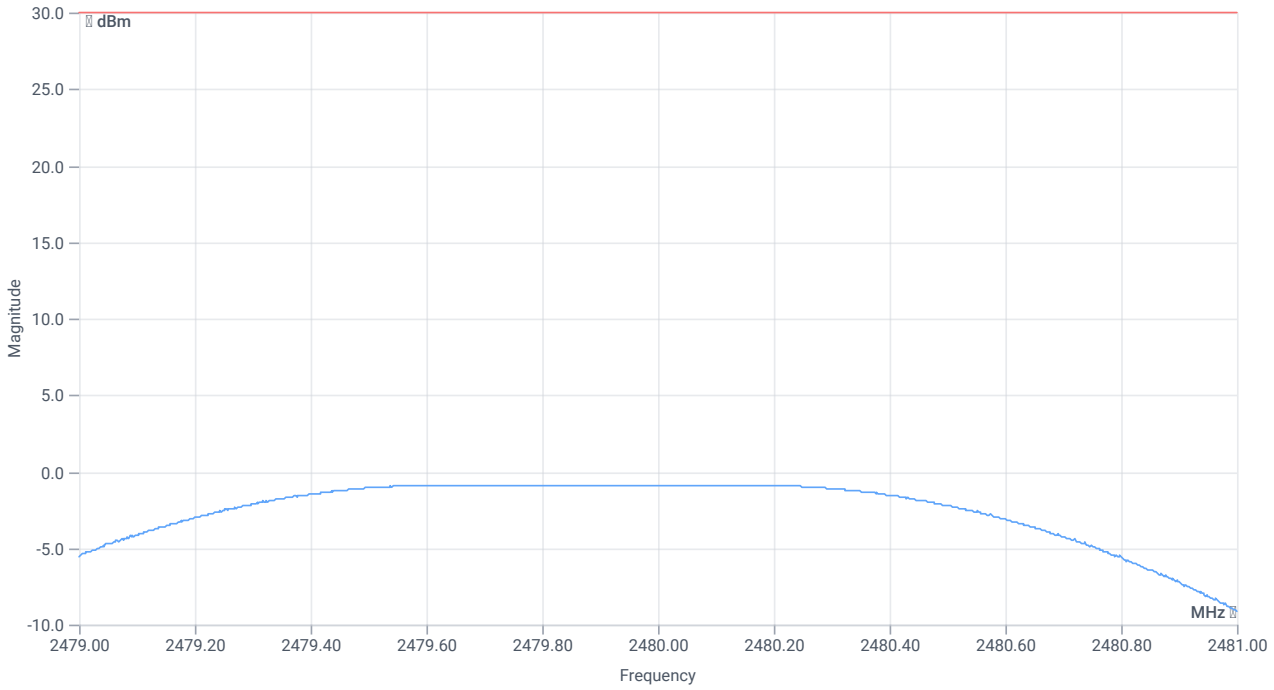

Peak output power

RESULT

DESCRIPTION	LOWER LIMIT	UPPER LIMIT	MEASURED	UNIT	VERDICT
Peak power	---	30.00	-0.87	dBm	PASS
Peak power	---	1000	0.818465	mW	PASS
Frequency at peak	---	---	2479.646	MHz	INFO

Verdict
PASS

FCC 15.247 # Bandwidth 6dB DTS ~ BT LE 1 Msps

References

TC start	27.10.2025 15:43:53
Ambit temp (test rack) [°C] | humidity [rel%]	not enabled | not enabled
System version	6.0.5.0
Standard | Version	FCC 15.247 | NI
Method	
Description	FCC 15.247 Bandwidth 6dB DTS - BT LE 1 Msps
Information	

EUT Common Settings BT Low Energy

Intermodulation value N	3
Image freq. Low | Mid | High [MHz]	0 | 0 | 0
Power class	2
1 Mbps supported	True | TXpayload 255 | RXpayload 255
2 Mbps supported	False | TXpayload 255 | RXpayload 255
Longrange S8 supported	False | TXpayload 255 | RXpayload 255
Longrange S2 supported	False | TXpayload 255 | RXpayload 255
Signaling settings	WS_USB_RS232 | HCI | 22 | 115200 | None | S1 | None | On
Signaling RF settings	RF1com | 0 | 0 | On |
User interaction	No

Equipment

Signal analyzer,Rohde&Schwarz,FSV-30,1321.3008K30/103170,3.70
Switch matrix,cetecom advanced GmbH,USM,A001,1.0.0

Test Parameter

Technology to test	BT LE 1 Msps
EUT port	EUT1
Temperature	nom
Voltage	nom
Frequency low to test	True | Freq [MHz] 2402
Frequency mid to test	True | Freq [MHz] 2440
Frequency high to test	True | Freq [MHz] 2480
Auto control enabled power supply | Climatic Box	No | No
Additional path loss [dB]	0.7
Full path type	EUT_SA_GEN_SIG
Full path name	EUT1.MP.SIG1/EUT1.SA/EUT1.GEN1/EUT1.GEN2/

Test Parameter

Switch bits	00010001:00010001:00000000:00000001

Test at TX 2402 MHz

RESULT: Reference power cond.

DESCRIPTION	LOWER LIMIT	UPPER LIMIT	MEASURED	UNIT	VERDICT
Ref. power 1MHz/1MHz cond.	---	---	-0.53	dBm	INFO
Ref. frequency	---	---	2402.200	MHz	INFO

READ SA SETTINGS:

RefLevel [dBm] | RefLevelOffset [dB] | InpAtt [dB]	4.47 | 9.26 | 15
Start [MHz] | Stop [MHz]	2401.000 | 2403.000
RBW [MHz] | VBW [MHz]	0.100000 | 0.300000
Detector | TraceMode	POS | MAXH
Sweep: time [ms] | count | points per Section | type	50 | 200 | 10001 | SWE

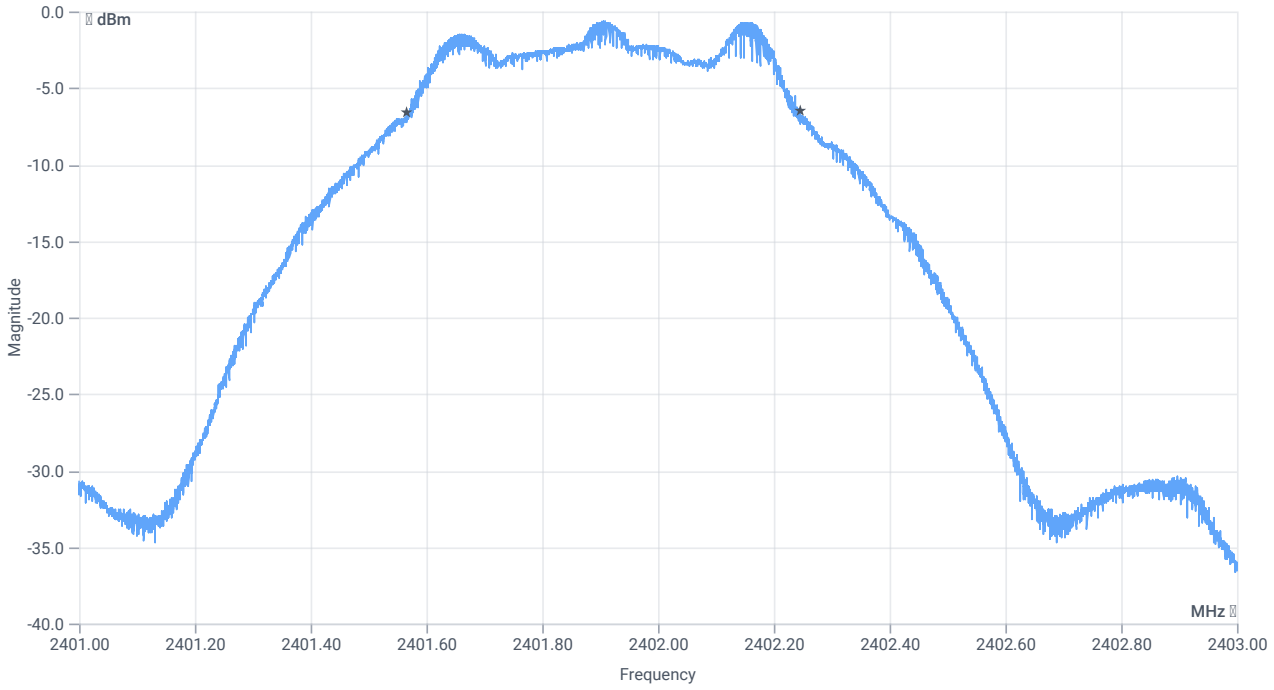

BW 6dB

RESULT

DESCRIPTION	LOWER LIMIT	UPPER LIMIT	MEASURED	UNIT	VERDICT
DTS bandwidth (6dB)	500	---	678	kHz	PASS

Test at TX 2440 MHz

RESULT: Reference power cond.

DESCRIPTION	LOWER LIMIT	UPPER LIMIT	MEASURED	UNIT	VERDICT
Ref. power 1MHz/1MHz cond.	---	---	-0.68	dBm	INFO
Ref. frequency	---	---	2440.200	MHz	INFO

READ SA SETTINGS:

RefLevel [dBm] | RefLevelOffset [dB] | InpAtt [dB]	4.32 | 9.28 | 15
Start [MHz] | Stop [MHz]	2439.000 | 2441.000
RBW [MHz] | VBW [MHz]	0.100000 | 0.300000
Detector | TraceMode	POS | MAXH
Sweep: time [ms] | count | points per Section | type	50 | 200 | 10001 | SWE

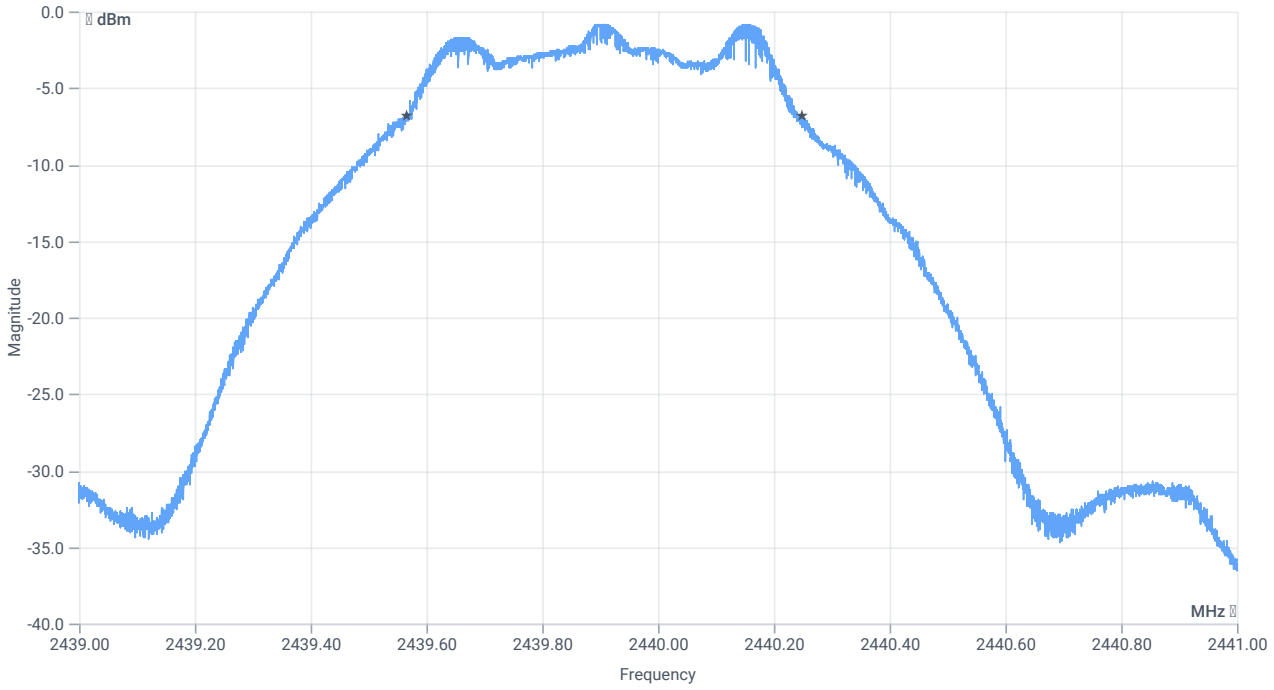

BW 6dB

RESULT

DESCRIPTION	LOWER LIMIT	UPPER LIMIT	MEASURED	UNIT	VERDICT
DTS bandwidth (6dB)	500	---	683	kHz	PASS

Test at TX 2480 MHz

RESULT: Reference power cond.

DESCRIPTION	LOWER LIMIT	UPPER LIMIT	MEASURED	UNIT	VERDICT
Ref. power 1MHz/1MHz cond.	---	---	-0.70	dBm	INFO
Ref. frequency	---	---	2480.100	MHz	INFO

READ SA SETTINGS:

RefLevel [dBm] | RefLevelOffset [dB] | InpAtt [dB]	4.30 | 9.41 | 10
Start [MHz] | Stop [MHz]	2479.000 | 2481.000
RBW [MHz] | VBW [MHz]	0.100000 | 0.300000
Detector | TraceMode	POS | MAXH
Sweep: time [ms] | count | points per Section | type	50 | 200 | 10001 | SWE

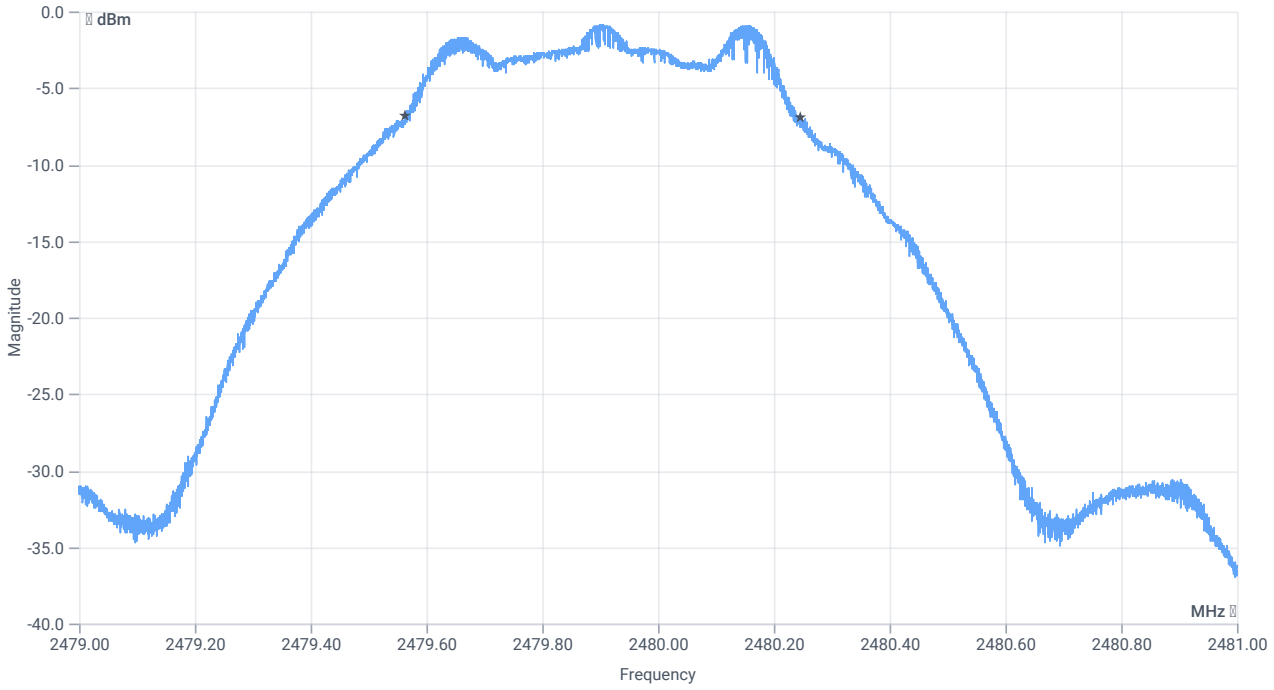

BW 6dB

RESULT

DESCRIPTION	LOWER LIMIT	UPPER LIMIT	MEASURED	UNIT	VERDICT
DTS bandwidth (6dB)	500	---	683	kHz	PASS

Verdict
PASS

FCC 15.247 # Peak psd DTS ~ BT LE 1 Msps

References

TC start	27.10.2025 15:45:14
Ambit temp (test rack) [°C] | humidity [rel%]	not enabled | not enabled
System version	6.0.5.0
Standard | Version	FCC 15.247 | NI
Method	DTS: KDB 558074 D01 V05 - Chapter 8.4 DTS maximum power spectral density level in the fundamental emission
Description	FCC 15.247 Peak psd DTS - BT LE 1 Msps
Information	

EUT Common Settings BT Low Energy

Intermodulation value N	3
Image freq. Low | Mid | High [MHz]	0 | 0 | 0
Power class	2
1 Mbps supported	True | TXpayload 255 | RXpayload 255
2 Mbps supported	False | TXpayload 255 | RXpayload 255
Longrange S8 supported	False | TXpayload 255 | RXpayload 255
Longrange S2 supported	False | TXpayload 255 | RXpayload 255
Signaling settings	WS_USB_RS232 | HCI | 22 | 115200 | None | S1 | None | On
Signaling RF settings	RF1com | 0 | 0 | On |
User interaction	No

Equipment

Signal analyzer,Rohde&Schwarz,FSV-30,1321.3008K30/103170,3.70
Switch matrix,cetecom advanced GmbH,USM,A001,1.0.0

Test Parameter

Technology to test	BT LE 1 Msps
EUT port	EUT1
Temperature	nom
Voltage	nom
Frequency low to test	True | Freq [MHz] 2402
Frequency mid to test	True | Freq [MHz] 2440
Frequency high to test	True | Freq [MHz] 2480
Auto control enabled power supply | Climatic Box	No | No
Additional path loss [dB]	0.7
Full path type	EUT_SA_GEN_SIG

Test Parameter

Full path name	EUT1.MP.SIG1/EUT1.SA/EUT1.GEN1/EUT1.GEN2/
Switch bits	00010001:00010001:00000000:00000001

Test at TX 2402 MHz

RESULT: Reference power cond.

DESCRIPTION	LOWER LIMIT	UPPER LIMIT	MEASURED	UNIT	VERDICT
Ref. power 1MHz/1MHz cond.	---	---	-0.56	dBm	INFO
Ref. frequency	---	---	2402.200	MHz	INFO

READ SA SETTINGS:

RefLevel [dBm] | RefLevelOffset [dB] | InpAtt [dB]	4.44 | 9.26 | 15
Start [MHz] | Stop [MHz]	2401.250 | 2402.750
RBW [MHz] | VBW [MHz]	0.003000 | 0.010000
Detector | TraceMode	POS | MAXH
Sweep: time [ms] | count | points per Section | type	1000 | 20 | 1001 | SWE

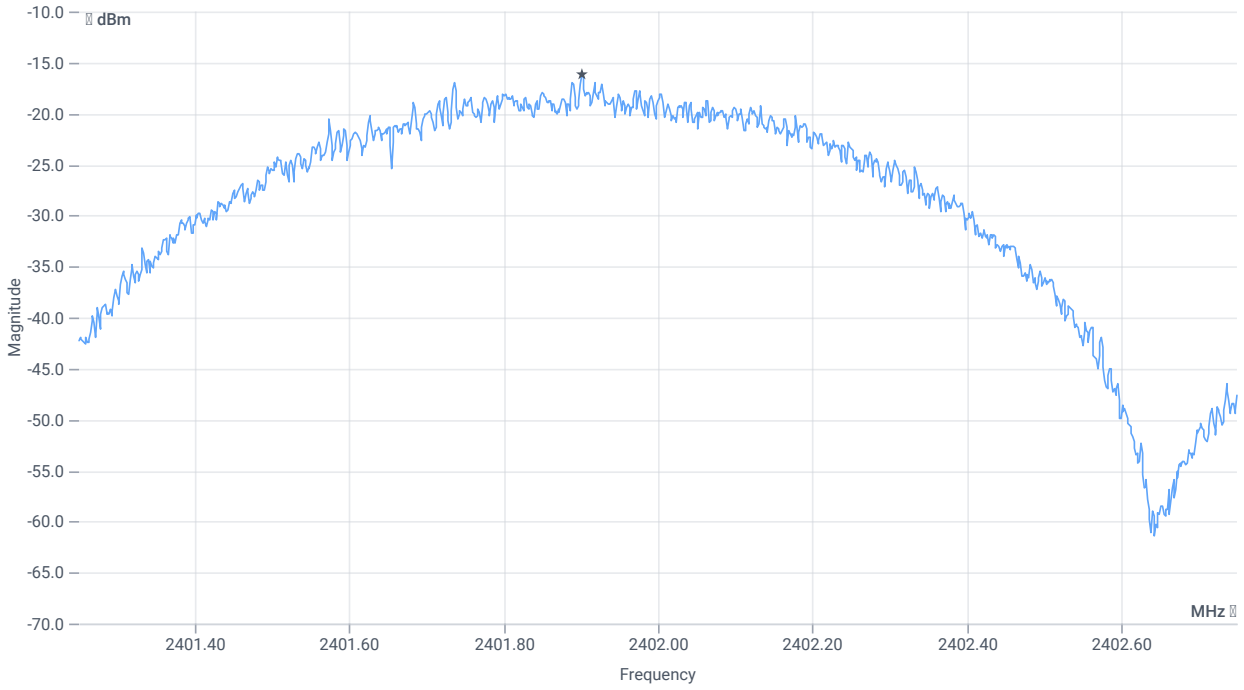

Peak psd

RESULT

DESCRIPTION	LOWER LIMIT	UPPER LIMIT	MEASURED	UNIT	VERDICT
Peak psd	---	8	-16.23	dBm/3KHz	PASS

Test at TX 2440 MHz

RESULT: Reference power cond.

DESCRIPTION	LOWER LIMIT	UPPER LIMIT	MEASURED	UNIT	VERDICT
Ref. power 1MHz/1MHz cond.	---	---	-0.69	dBm	INFO
Ref. frequency	---	---	2440.200	MHz	INFO

READ SA SETTINGS:

RefLevel [dBm] | RefLevelOffset [dB] | InpAtt [dB]	4.31 | 9.28 | 15
Start [MHz] | Stop [MHz]	2439.250 | 2440.750
RBW [MHz] | VBW [MHz]	0.003000 | 0.010000
Detector | TraceMode	POS | MAXH
Sweep: time [ms] | count | points per Section | type	1000 | 20 | 1001 | SWE

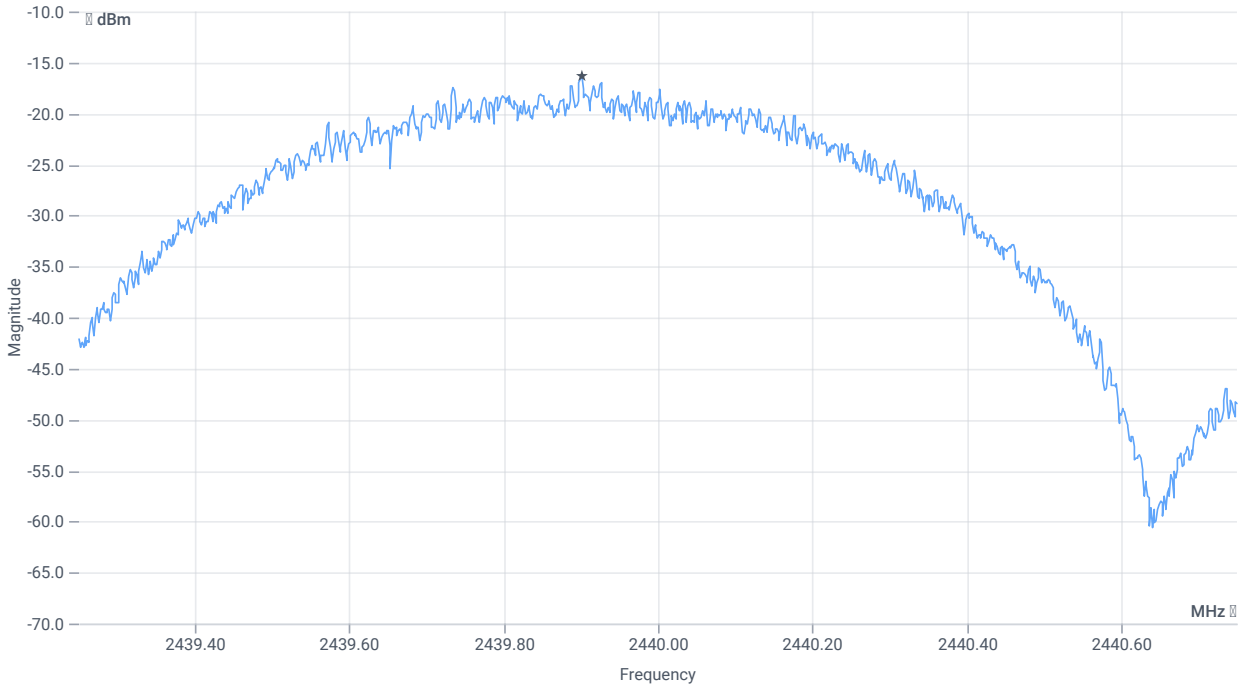

Peak psd

RESULT

DESCRIPTION	LOWER LIMIT	UPPER LIMIT	MEASURED	UNIT	VERDICT
Peak psd	---	8	-16.38	dBm/3KHz	PASS

Test at TX 2480 MHz

RESULT: Reference power cond.

DESCRIPTION	LOWER LIMIT	UPPER LIMIT	MEASURED	UNIT	VERDICT
Ref. power 1MHz/1MHz cond.	---	---	-0.70	dBm	INFO
Ref. frequency	---	---	2480.100	MHz	INFO

READ SA SETTINGS:

RefLevel [dBm] | RefLevelOffset [dB] | InpAtt [dB]	4.30 | 9.41 | 10
Start [MHz] | Stop [MHz]	2479.250 | 2480.750
RBW [MHz] | VBW [MHz]	0.003000 | 0.010000
Detector | TraceMode	POS | MAXH
Sweep: time [ms] | count | points per Section | type	1000 | 20 | 1001 | SWE

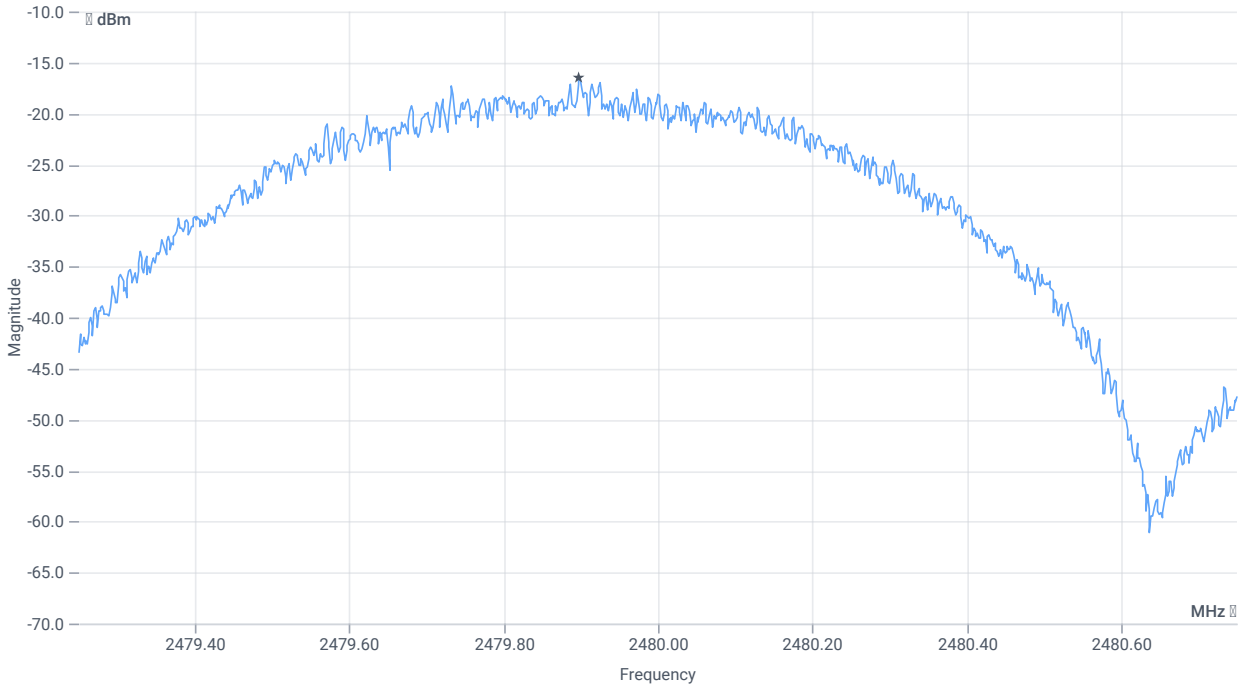

Peak psd

RESULT

DESCRIPTION	LOWER LIMIT	UPPER LIMIT	MEASURED	UNIT	VERDICT
Peak psd	---	8	-16.53	dBm/3KHz	PASS

Verdict
PASS

FCC 15.247, ISED RSS247 # Bandwidth 99PCT and 20dB ~ BT LE 1 Msps

References

TC start	27.10.2025 15:47:03
Ambit temp (test rack) [°C] | humidity [rel%]	not enabled | not enabled
System version	6.0.5.0
Standard | Version	FCC 15.247, ISED RSS247 | NI
Method	
Description	FCC 15.247 Bandwidth 99PCT-20dB DTS - BT LE 1 Msps
Information	

EUT Common Settings BT Low Energy

Intermodulation value N	3
Image freq. Low | Mid | High [MHz]	0 | 0 | 0
Power class	2
1 Mbps supported	True | TXpayload 255 | RXpayload 255
2 Mbps supported	False | TXpayload 255 | RXpayload 255
Longrange S8 supported	False | TXpayload 255 | RXpayload 255
Longrange S2 supported	False | TXpayload 255 | RXpayload 255
Signaling settings	WS_USB_RS232 | HCI | 22 | 115200 | None | S1 | None | On
Signaling RF settings	RF1com | 0 | 0 | On |
User interaction	No

Equipment

Signal analyzer,Rohde&Schwarz,FSV-30,1321.3008K30/103170,3.70
Switch matrix,cetecom advanced GmbH,USM,A001,1.0.0

Test Parameter

Technology to test	BT LE 1 Msps
EUT port	EUT1
Temperature	nom
Voltage	nom
Frequency low to test	True | Freq [MHz] 2402
Frequency mid to test	True | Freq [MHz] 2440
Frequency high to test	True | Freq [MHz] 2480
Auto control enabled power supply | Climatic Box	No | No
Additional path loss [dB]	0.7
Full path type	EUT_SA_GEN_SIG

Test Parameter

Full path name	EUT1.MP.SIG1/EUT1.SA/EUT1.GEN1/EUT1.GEN2/
Switch bits	00010001:00010001:00000000:00000001

Test at TX 2402 MHz

RESULT: Reference power cond.

DESCRIPTION	LOWER LIMIT	UPPER LIMIT	MEASURED	UNIT	VERDICT
Ref. power 1MHz/1MHz cond.	---	---	-0.54	dBm	INFO
Ref. frequency	---	---	2402.200	MHz	INFO

READ SA SETTINGS:

RefLevel [dBm] | RefLevelOffset [dB] | InpAtt [dB]	4.46 | 9.26 | 15
Start [MHz] | Stop [MHz]	2401.000 | 2403.000
RBW [MHz] | VBW [MHz]	0.020000 | 0.100000
Detector | TraceMode	POS | MAXH
Sweep: time [ms] | count | points per Section | type	50 | 200 | 10001 | SWE

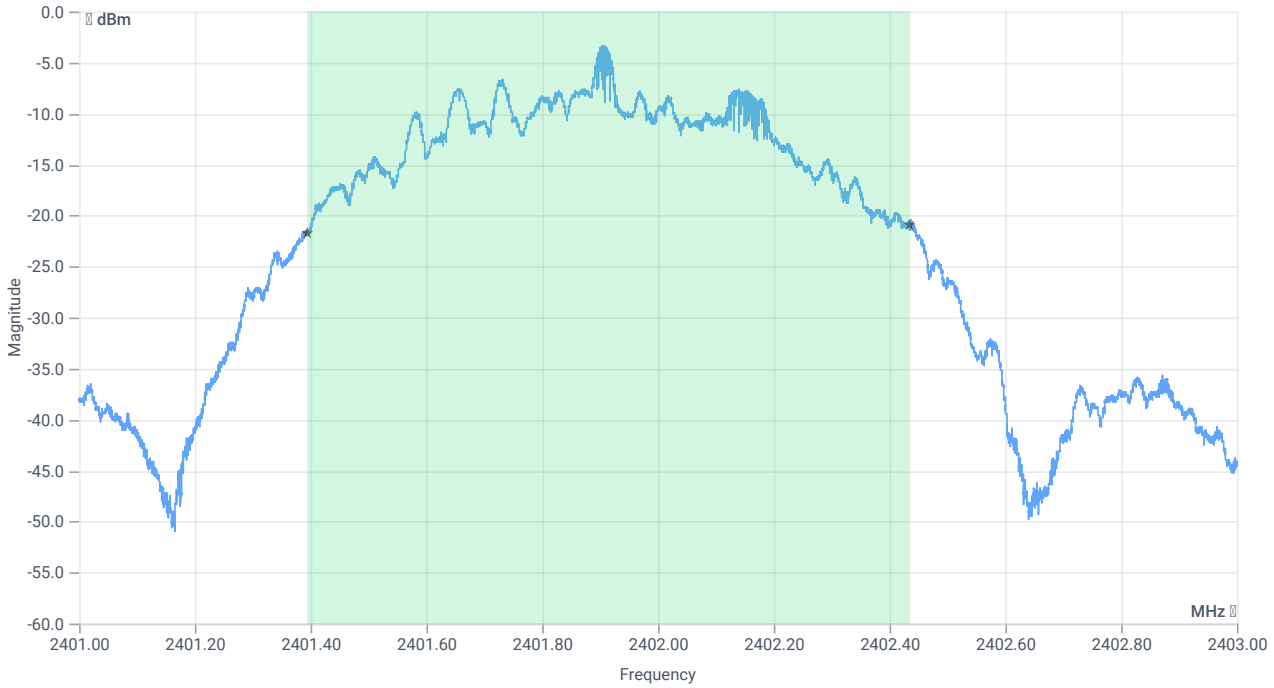

BW 99PCT

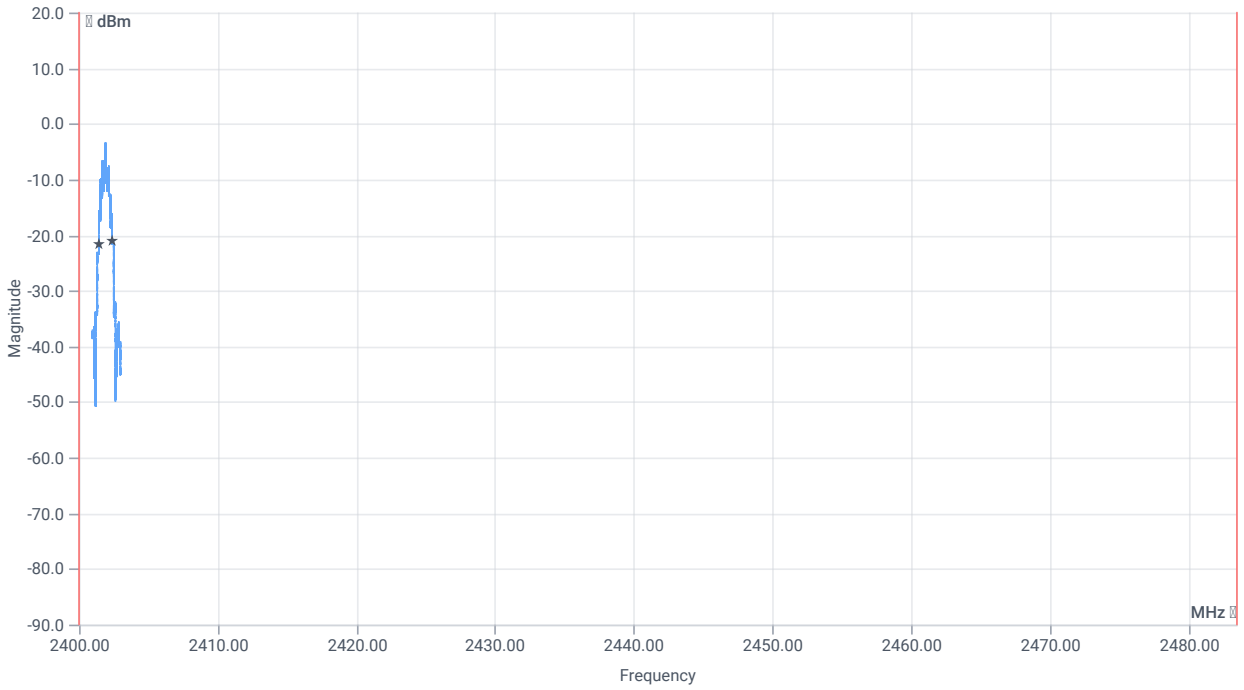

BW within Band 99PCT

RESULT

DESCRIPTION	LOWER LIMIT	UPPER LIMIT	MEASURED	UNIT	VERDICT
Bandwidth 99%	---	---	1038.000	kHz	INFO
T1 99%	2400.000000	---	2401.3957	MHz	PASS
T2 99%	---	2483.500000	2402.4334	MHz	PASS

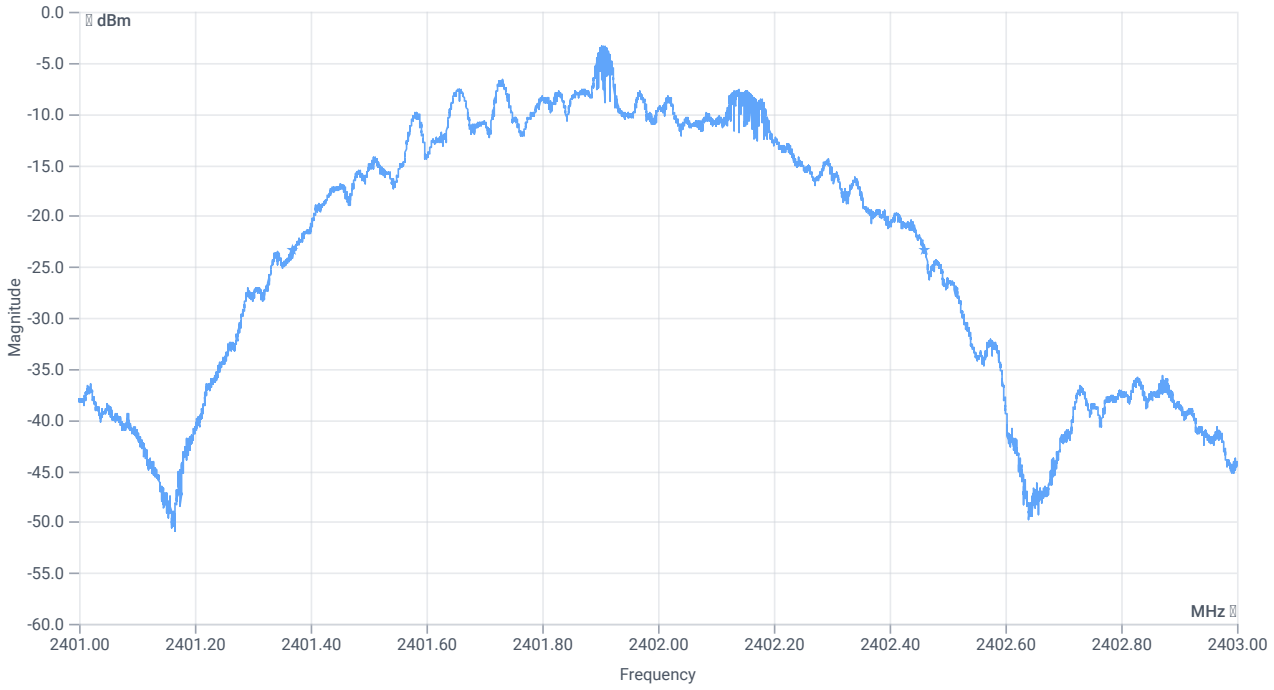

BW 20dB

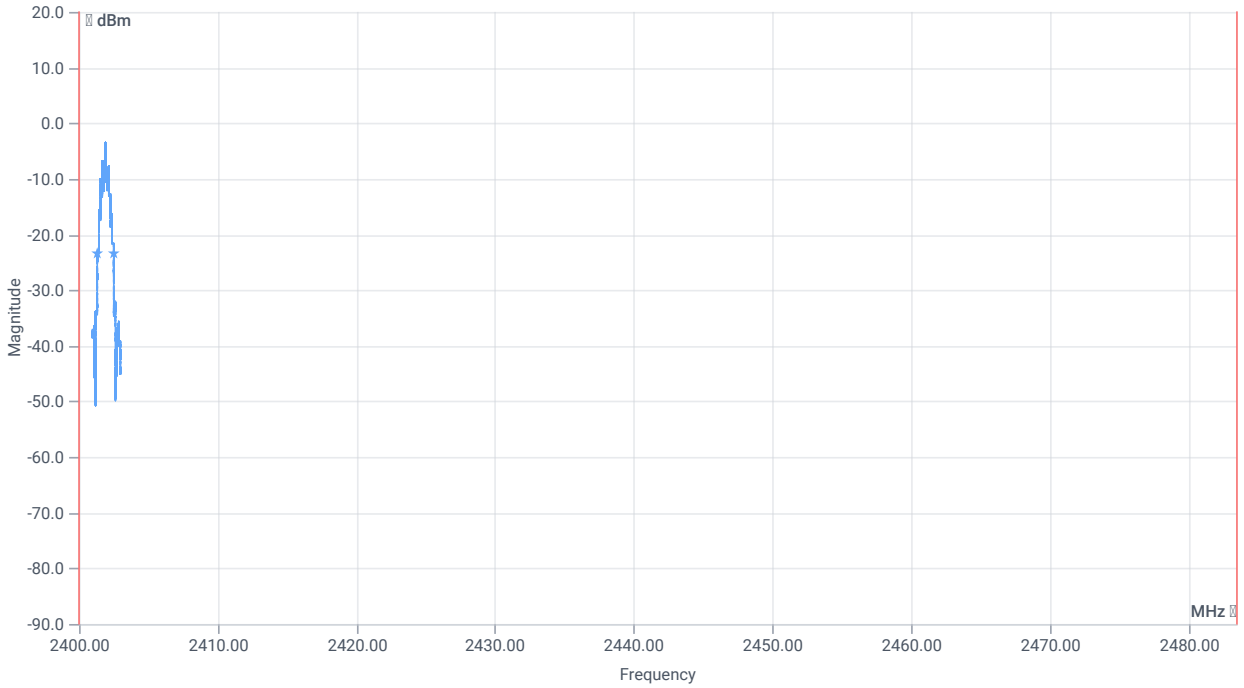

BW within band 20dB

RESULT

DESCRIPTION	LOWER LIMIT	UPPER LIMIT	MEASURED	UNIT	VERDICT
Bandwidth 20dB	---	---	1092	kHz	INFO
T1 20dB	2400.000000	---	2401.3696	MHz	PASS
T2 20dB	---	2483.500000	2402.4612	MHz	PASS

Test at TX 2440 MHz

RESULT: Reference power cond.

DESCRIPTION	LOWER LIMIT	UPPER LIMIT	MEASURED	UNIT	VERDICT
Ref. power 1MHz/1MHz cond.	---	---	-0.62	dBm	INFO
Ref. frequency	---	---	2440.200	MHz	INFO

READ SA SETTINGS:

RefLevel [dBm] | RefLevelOffset [dB] | InpAtt [dB]	4.38 | 9.28 | 15
Start [MHz] | Stop [MHz]	2439.000 | 2441.000
RBW [MHz] | VBW [MHz]	0.020000 | 0.100000
Detector | TraceMode	POS | MAXH
Sweep: time [ms] | count | points per Section | type	50 | 200 | 10001 | SWE

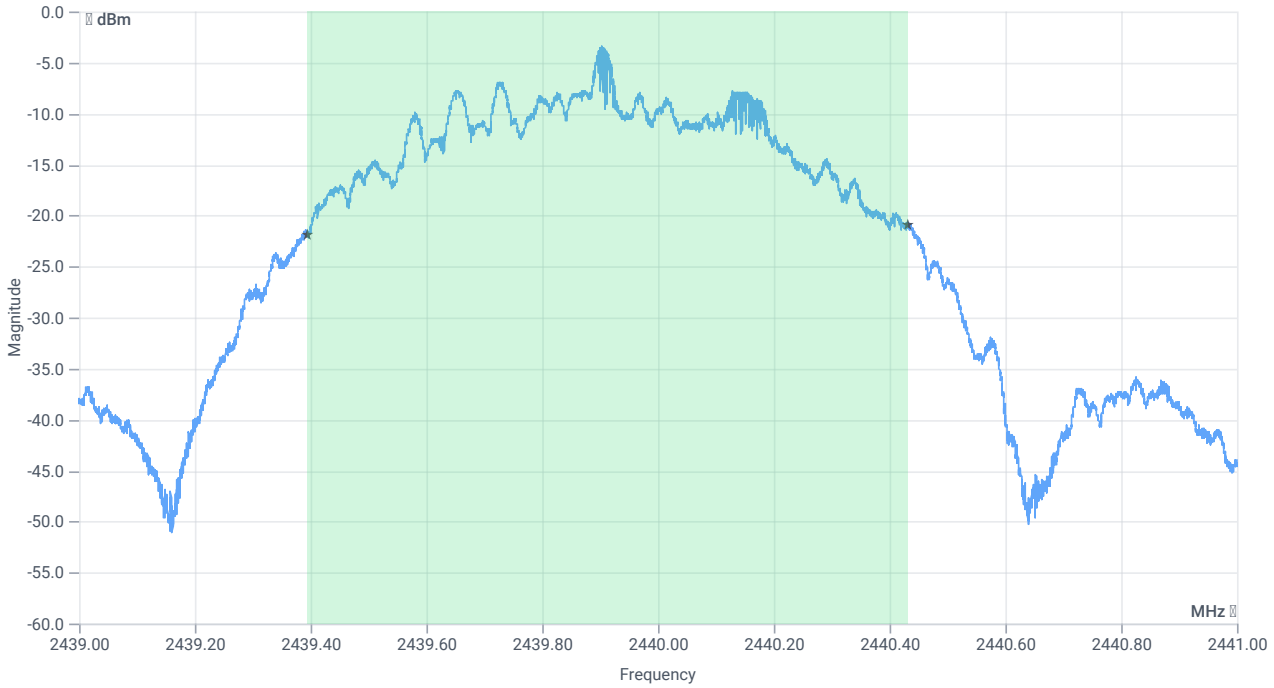

BW 99PCT

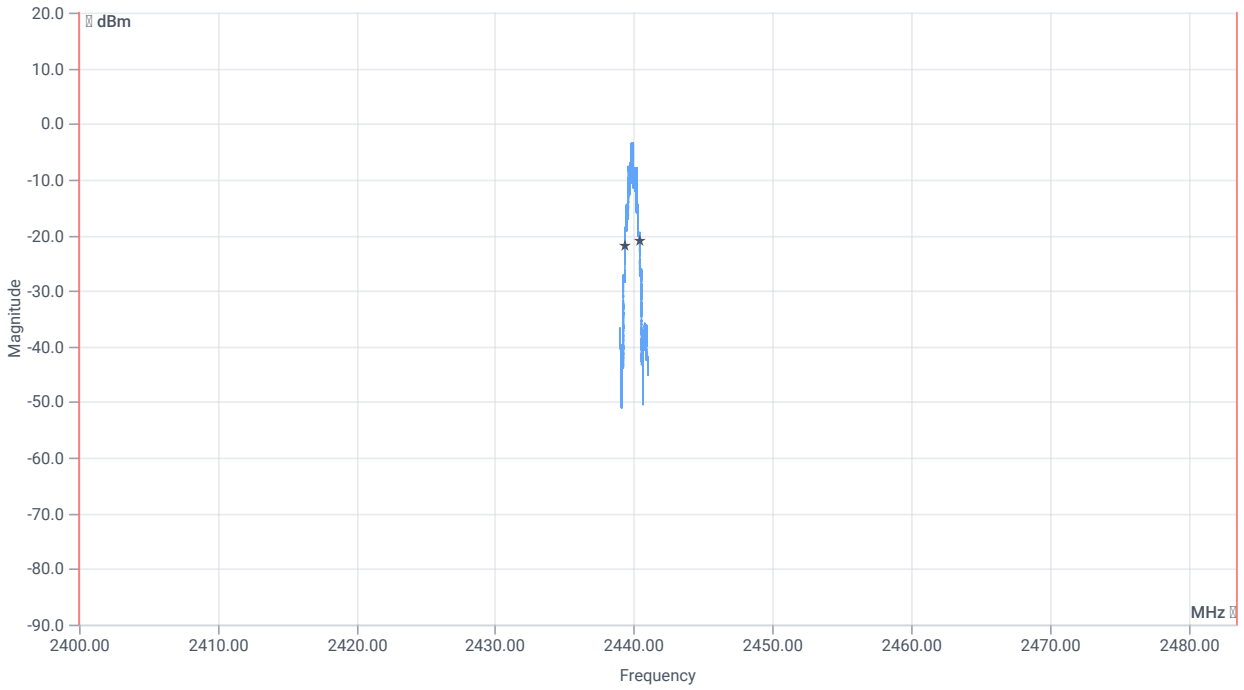

BW within Band 99PCT

RESULT

DESCRIPTION	LOWER LIMIT	UPPER LIMIT	MEASURED	UNIT	VERDICT
Bandwidth 99%	---	---	1038.000	kHz	INFO
T1 99%	2400.000000	---	2439.3943	MHz	PASS
T2 99%	---	2483.500000	2440.4320	MHz	PASS

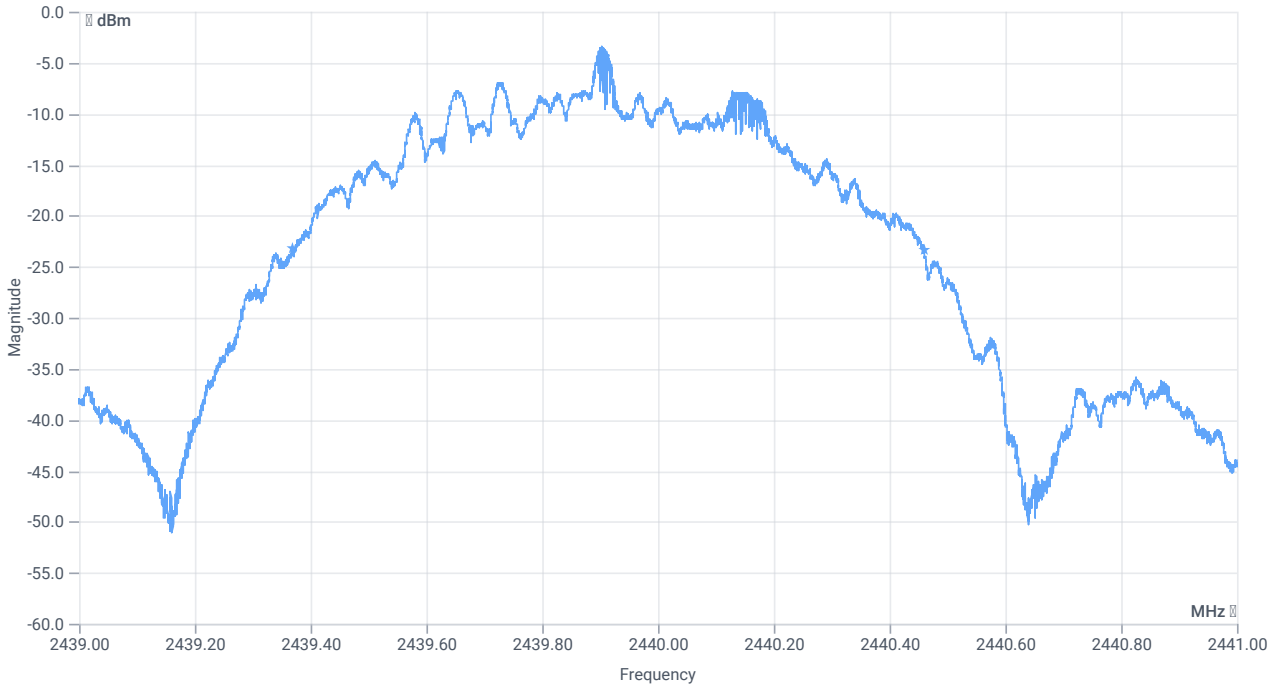

BW 20dB

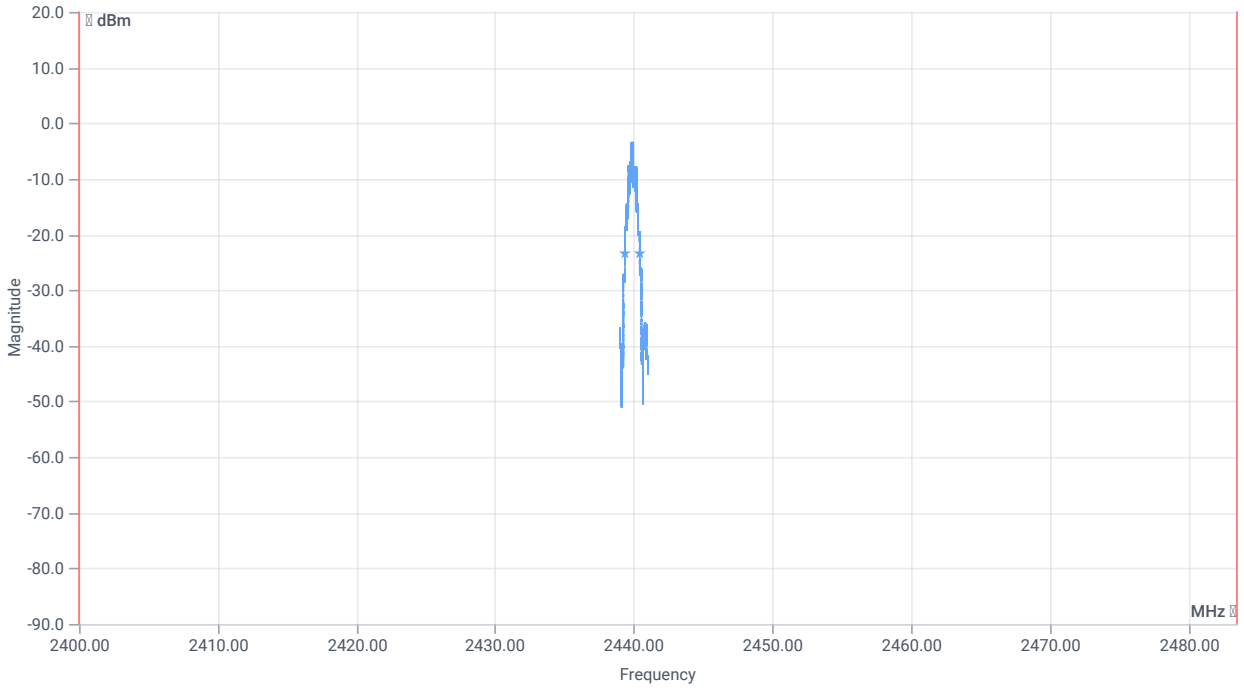

BW within band 20dB

RESULT

DESCRIPTION	LOWER LIMIT	UPPER LIMIT	MEASURED	UNIT	VERDICT
Bandwidth 20dB	---	---	1090	kHz	INFO
T1 20dB	2400.000000	---	2439.3696	MHz	PASS
T2 20dB	---	2483.500000	2440.4594	MHz	PASS

Test at TX 2480 MHz

RESULT: Reference power cond.

DESCRIPTION	LOWER LIMIT	UPPER LIMIT	MEASURED	UNIT	VERDICT
Ref. power 1MHz/1MHz cond.	---	---	-0.72	dBm	INFO
Ref. frequency	---	---	2480.100	MHz	INFO

READ SA SETTINGS:

RefLevel [dBm] | RefLevelOffset [dB] | InpAtt [dB]	4.28 | 9.41 | 10
Start [MHz] | Stop [MHz]	2479.000 | 2481.000
RBW [MHz] | VBW [MHz]	0.020000 | 0.100000
Detector | TraceMode	POS | MAXH
Sweep: time [ms] | count | points per Section | type	50 | 200 | 10001 | SWE

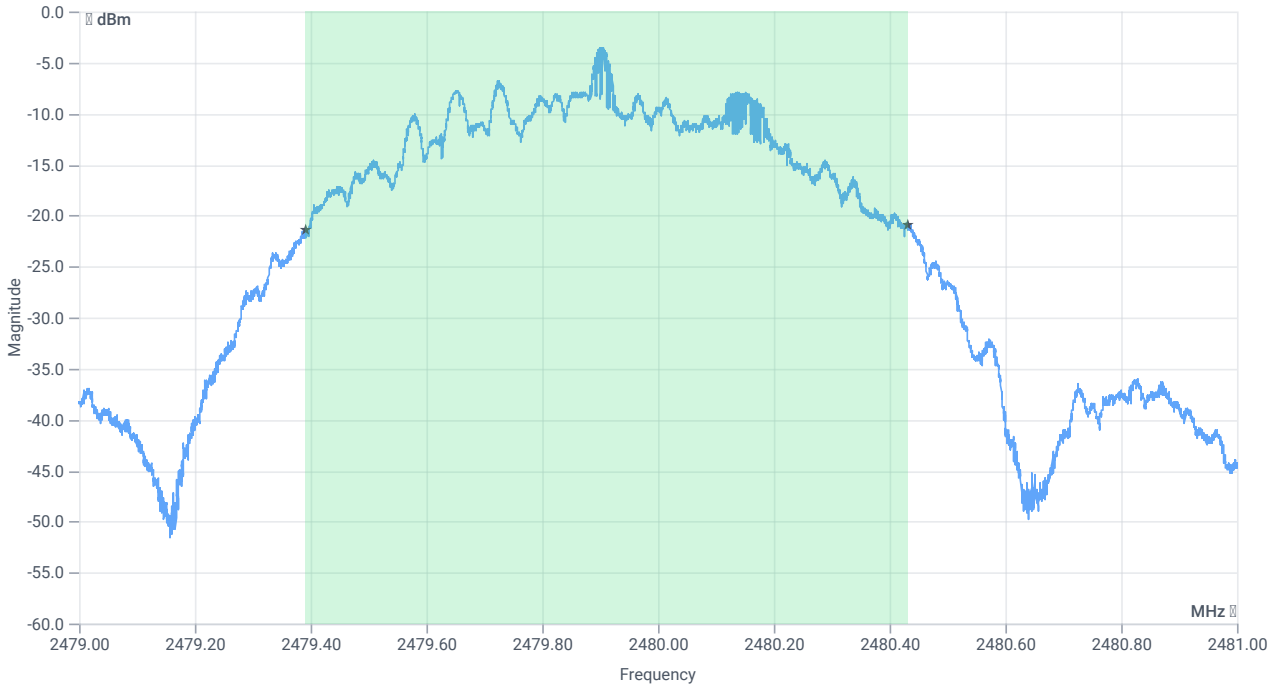

BW 99PCT

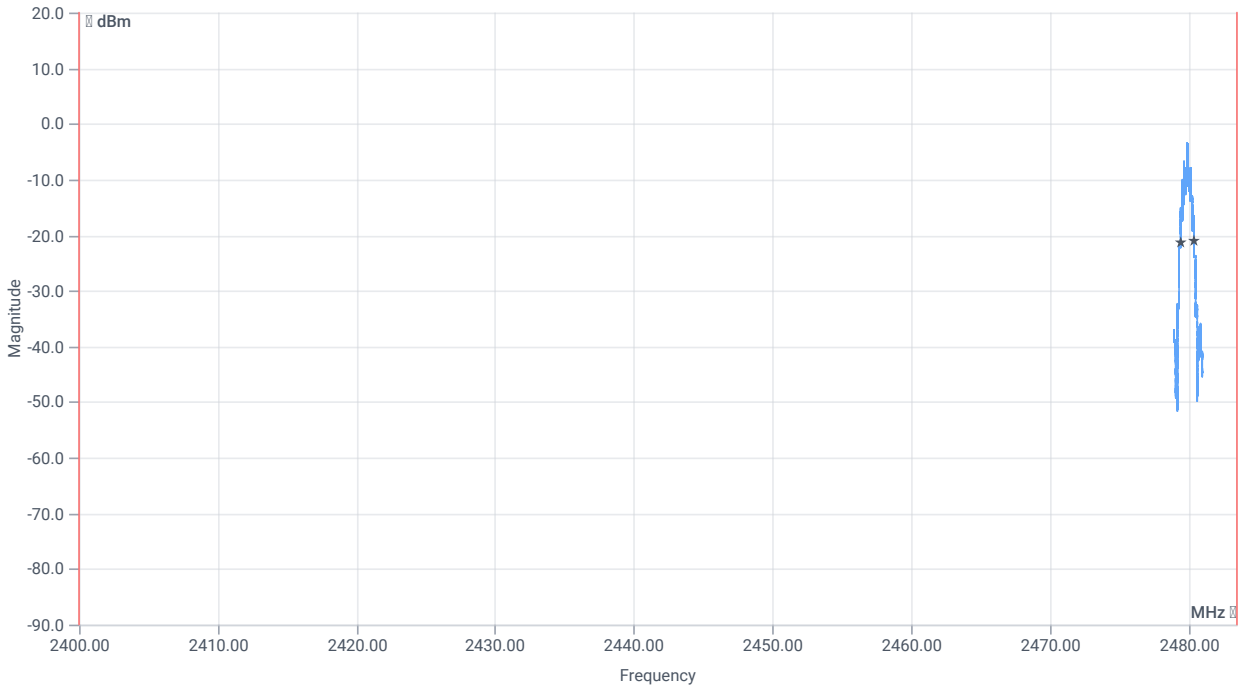

BW within Band 99PCT

RESULT

DESCRIPTION	LOWER LIMIT	UPPER LIMIT	MEASURED	UNIT	VERDICT
Bandwidth 99%	---	---	1038.000	kHz	INFO
T1 99%	2400.000000	---	2479.3923	MHz	PASS
T2 99%	---	2483.500000	2480.4304	MHz	PASS

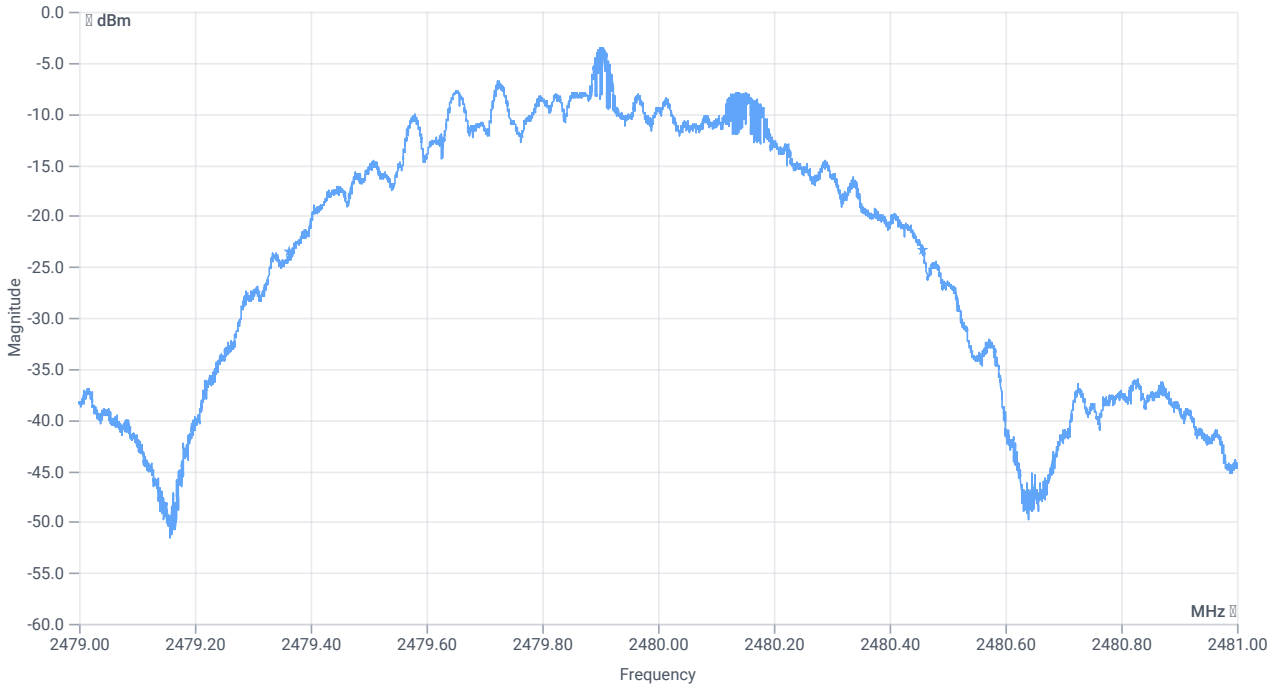

BW 20dB

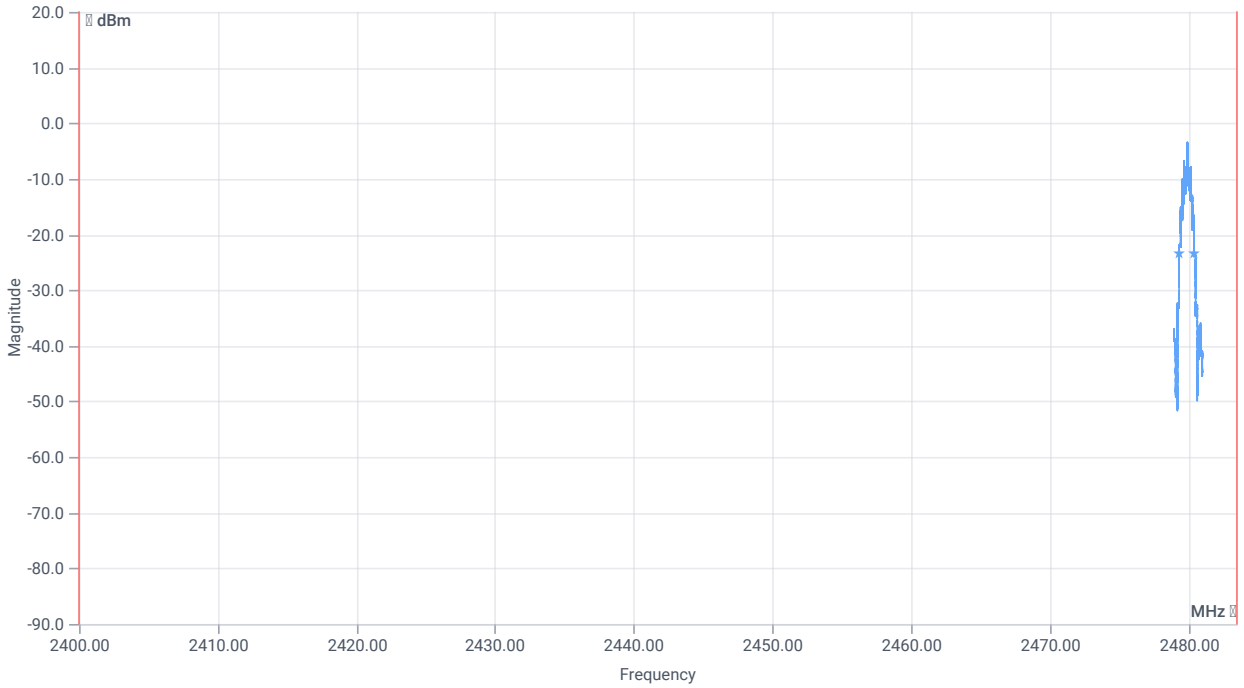

BW within band 20dB

RESULT

DESCRIPTION	LOWER LIMIT	UPPER LIMIT	MEASURED	UNIT	VERDICT
Bandwidth 20dB	---	---	1093	kHz	INFO
T1 20dB	2400.000000	---	2479.3642	MHz	PASS
T2 20dB	---	2483.500000	2480.4568	MHz	PASS

Verdict
PASS

FCC 15.247 # TX spurious conducted 20dBc ~ BT LE 1 Msps

References

TC start	27.10.2025 15:48:44
Ambit temp (test rack) [°C] | humidity [rel%]	not enabled | not enabled
System version	6.0.5.0
Standard | Version	FCC 15.247 | NI
Method	IF DTS then 8.5 DTS emissions in non-restricted frequency bands: Subclause 11.11 of ANSI C63.10 is applicable
Description	FCC 15.247 TX emissions conducted DTS - BT LE 1 Msps
Information	

EUT Common Settings BT Low Energy

Intermodulation value N	3
Image freq. Low | Mid | High [MHz]	0 | 0 | 0
Power class	2
1 Mbps supported	True | TXpayload 255 | RXpayload 255
2 Mbps supported	False | TXpayload 255 | RXpayload 255
Longrange S8 supported	False | TXpayload 255 | RXpayload 255
Longrange S2 supported	False | TXpayload 255 | RXpayload 255
Signaling settings	WS_USB_RS232 | HCI | 22 | 115200 | None | S1 | None | On
Signaling RF settings	RF1com | 0 | 0 | On |
User interaction	No

Equipment

Signal analyzer,Rohde&Schwarz,FSV-30,1321.3008K30/103170,3.70
Switch matrix,cetecom advanced GmbH,USM,A001,1.0.0

Test Parameter

Technology to test	BT LE 1 Msps
EUT port	EUT1
Temperature	nom
Voltage	nom
Frequency low to test	True | Freq [MHz] 2402
Frequency mid to test	True | Freq [MHz] 2440
Frequency high to test	True | Freq [MHz] 2480
Auto control enabled power supply | Climatic Box	No | No
Additional path loss [dB]	0.7
Full path type	EUT_SA_GEN_SIG

Test Parameter

Full path name	EUT1.MP.SIG1/EUT1.SA/EUT1.GEN1/EUT1.GEN2/
Switch bits	00010001:00010001:00000000:00000001

Test at TX 2402 MHz

RESULT: Reference power cond.

DESCRIPTION	LOWER LIMIT	UPPER LIMIT	MEASURED	UNIT	VERDICT
Ref. power 1MHz/1MHz cond.	---	---	-0.53	dBm	INFO
Ref. frequency	---	---	2402.200	MHz	INFO

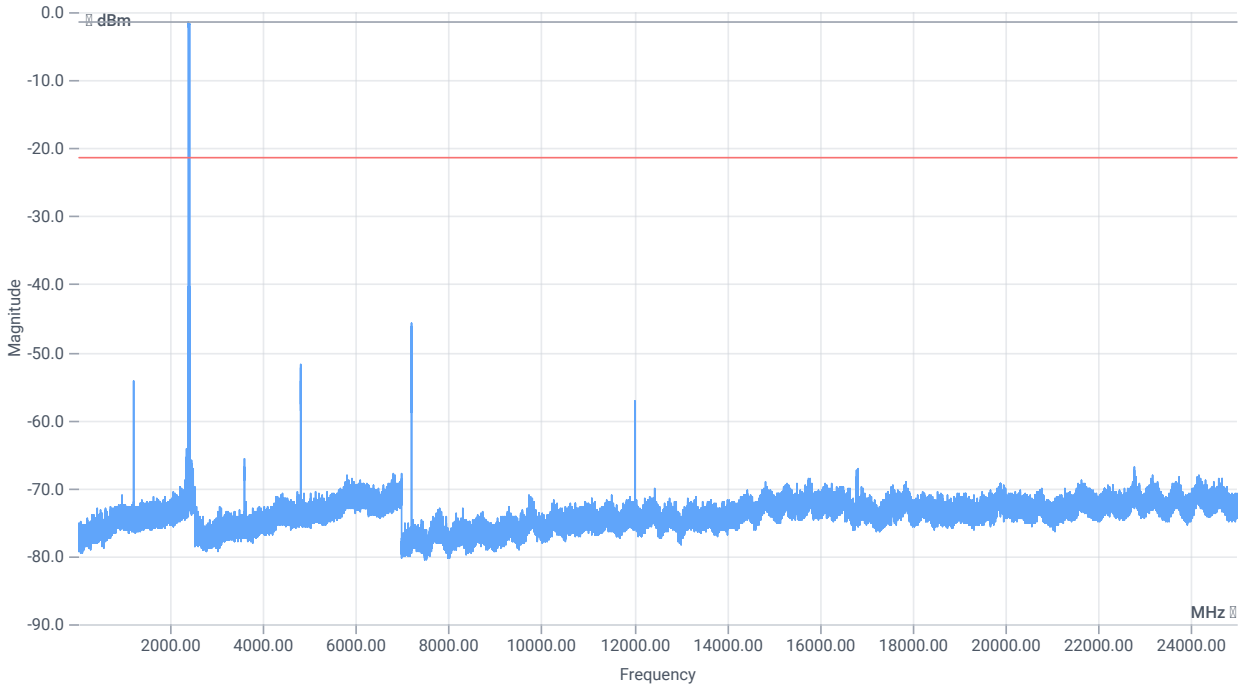

TX emissions

READ SA SETTINGS:

RefLevel [dBm] | RefLevelOffset [dB] | InpAtt [dB]	-0.53 | 17.06 | 0
Start [MHz] | Stop [MHz]	24780.000 | 25000.000
RBW [MHz] | VBW [MHz]	0.100000 | 0.300000
Detector | TraceMode	POS | MAXH
Sweep: time [ms] | count | points per Section | type	200 | 25 | 1501 | SWE

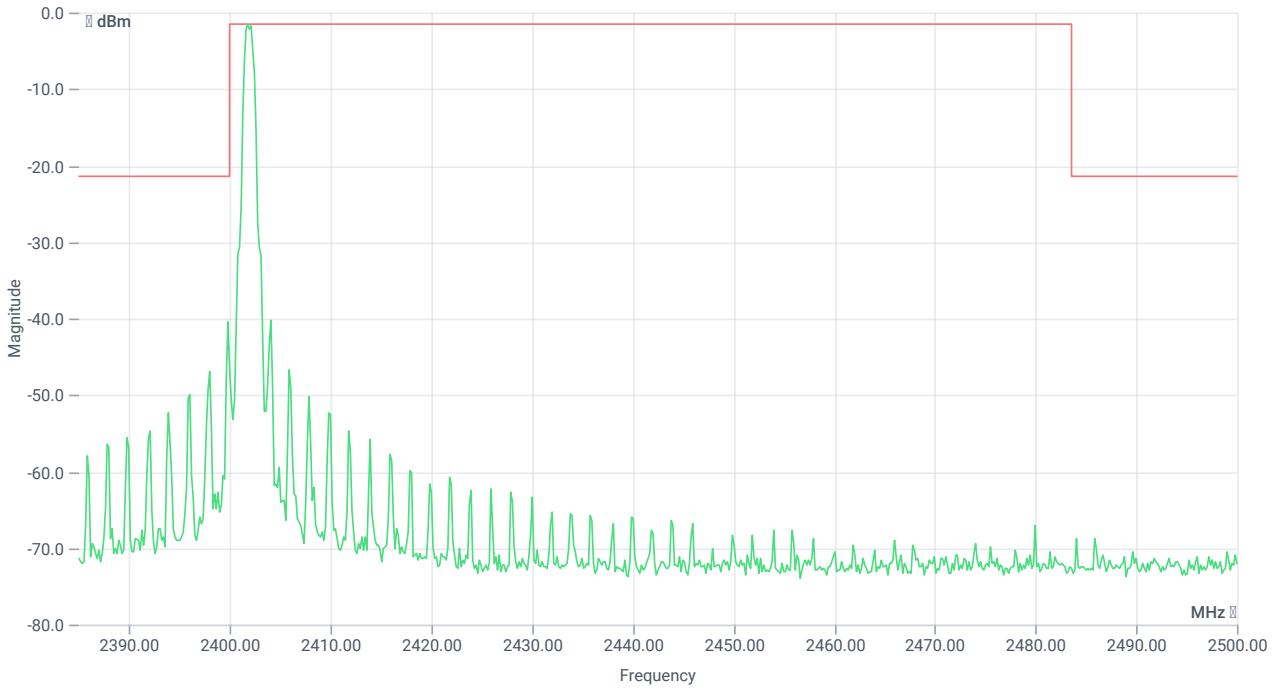

TX emissions band zoomed

RESULT

DESCRIPTION	LOWER LIMIT	UPPER LIMIT	MEASURED	UNIT	VERDICT
Reference @ 2401.83 MHz	---	---	-1.45	dBm	INFO
No peaks detected	---	---			PASS
Lowest margin to limit 2399.833 MHz	0	---	19.02	dB	INFO

Test at TX 2440 MHz

RESULT: Reference power cond.

DESCRIPTION	LOWER LIMIT	UPPER LIMIT	MEASURED	UNIT	VERDICT
Ref. power 1MHz/1MHz cond.	---	---	-0.64	dBm	INFO
Ref. frequency	---	---	2440.200	MHz	INFO

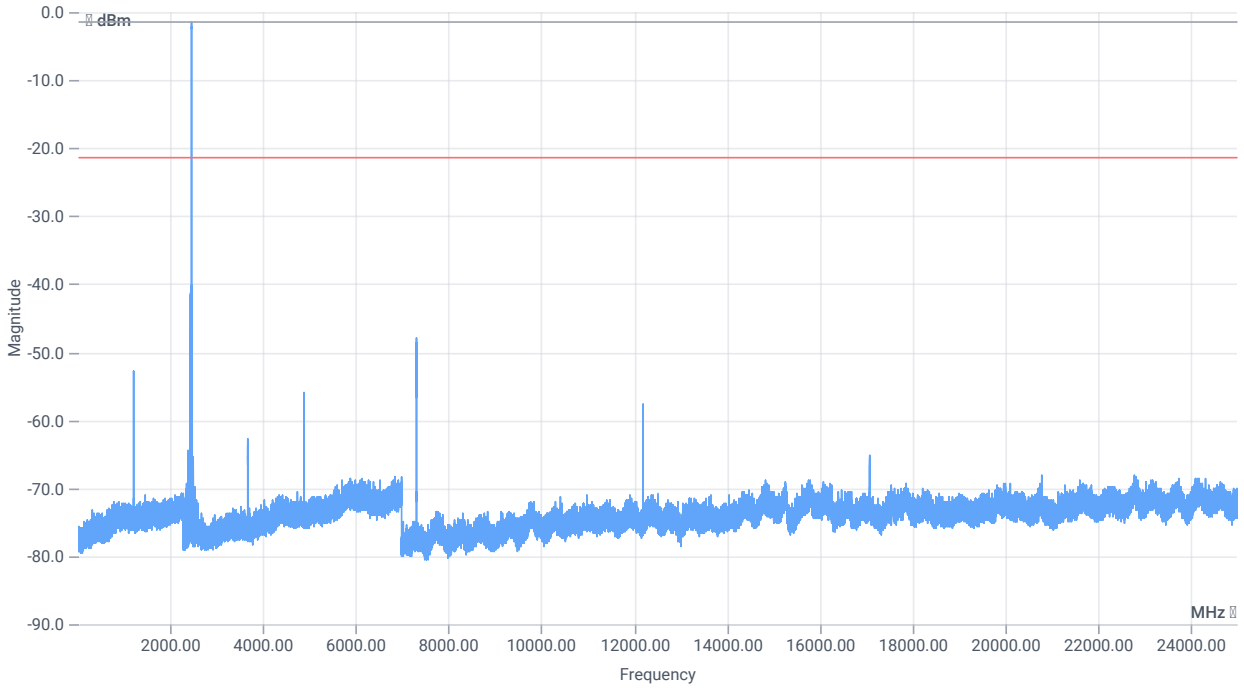

TX emissions

READ SA SETTINGS:

RefLevel [dBm] | RefLevelOffset [dB] | InpAtt [dB]	-0.64 | 17.06 | 0
Start [MHz] | Stop [MHz]	24780.000 | 25000.000
RBW [MHz] | VBW [MHz]	0.100000 | 0.300000
Detector | TraceMode	POS | MAXH
Sweep: time [ms] | count | points per Section | type	200 | 25 | 1501 | SWE

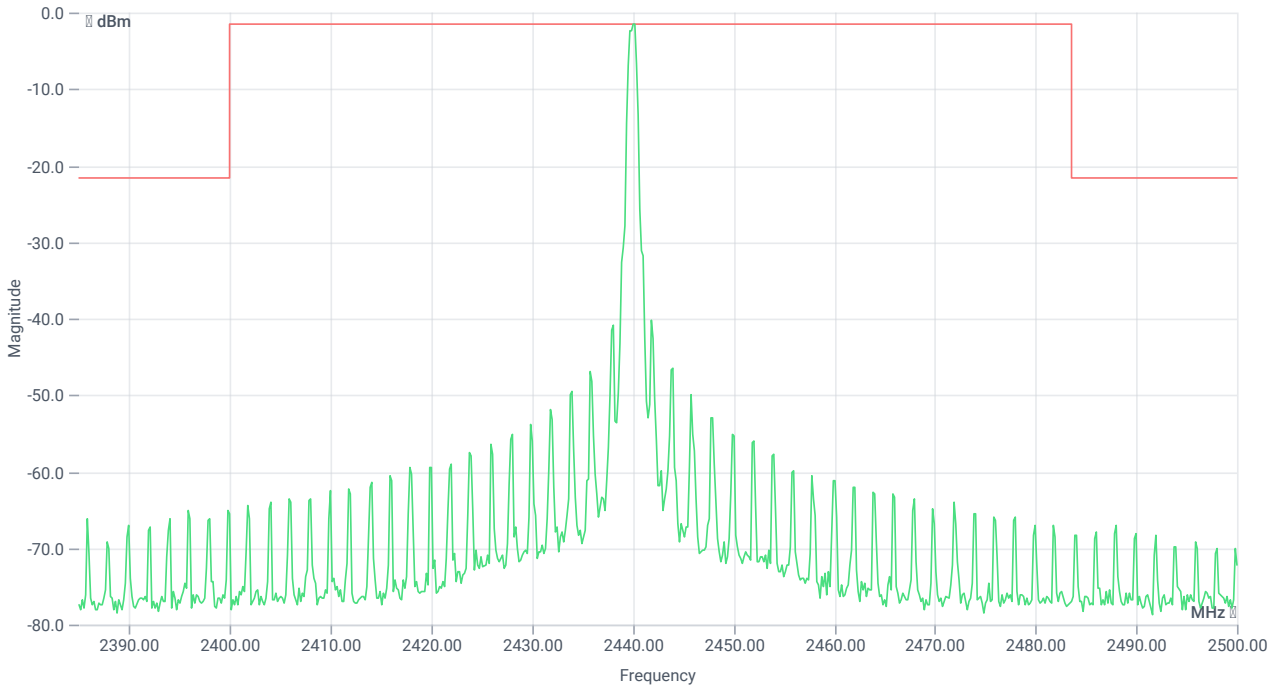

TX emissions band zoomed

RESULT

DESCRIPTION	LOWER LIMIT	UPPER LIMIT	MEASURED	UNIT	VERDICT
Reference @ 2440.17 MHz	---	---	-1.52	dBm	INFO
No peaks detected	---	---			PASS
Lowest margin to limit 7320.333 MHz	0	---	26.28	dB	INFO

Test at TX 2480 MHz

RESULT: Reference power cond.

DESCRIPTION	LOWER LIMIT	UPPER LIMIT	MEASURED	UNIT	VERDICT
Ref. power 1MHz/1MHz cond.	---	---	-0.66	dBm	INFO
Ref. frequency	---	---	2480.200	MHz	INFO

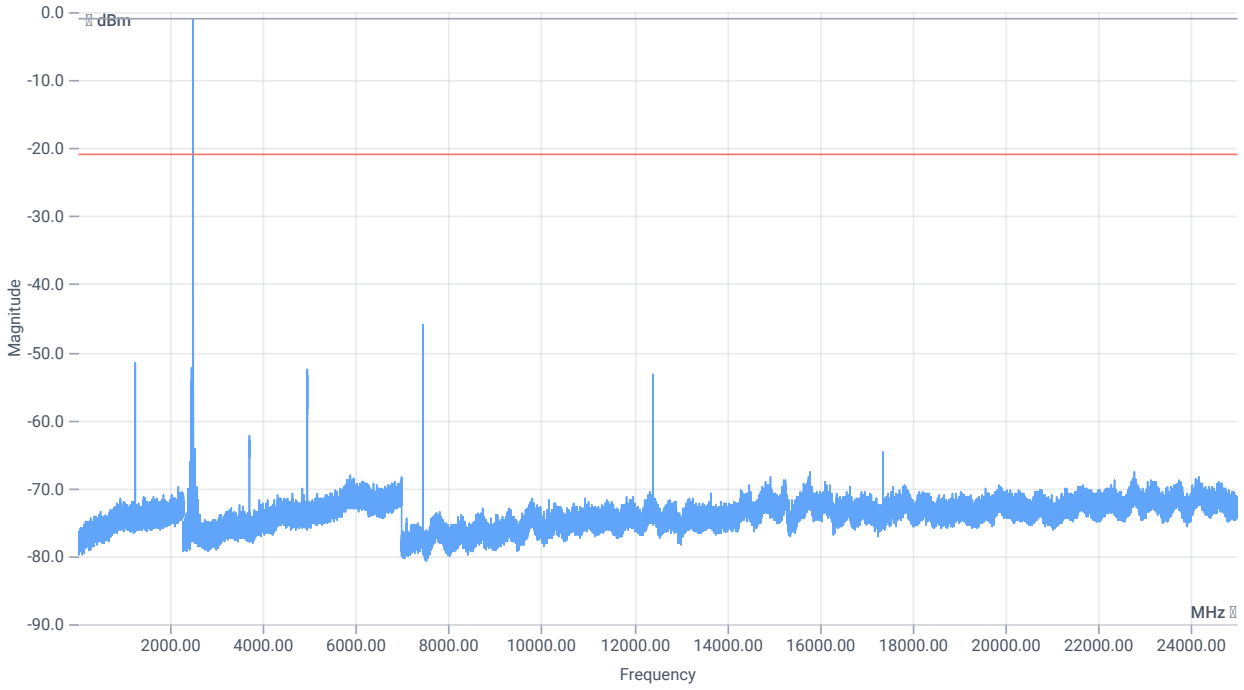

TX emissions

READ SA SETTINGS:

RefLevel [dBm] | RefLevelOffset [dB] | InpAtt [dB]	-0.66 | 17.06 | 0
Start [MHz] | Stop [MHz]	24780.000 | 25000.000
RBW [MHz] | VBW [MHz]	0.100000 | 0.300000
Detector | TraceMode	POS | MAXH
Sweep: time [ms] | count | points per Section | type	200 | 25 | 1501 | SWE

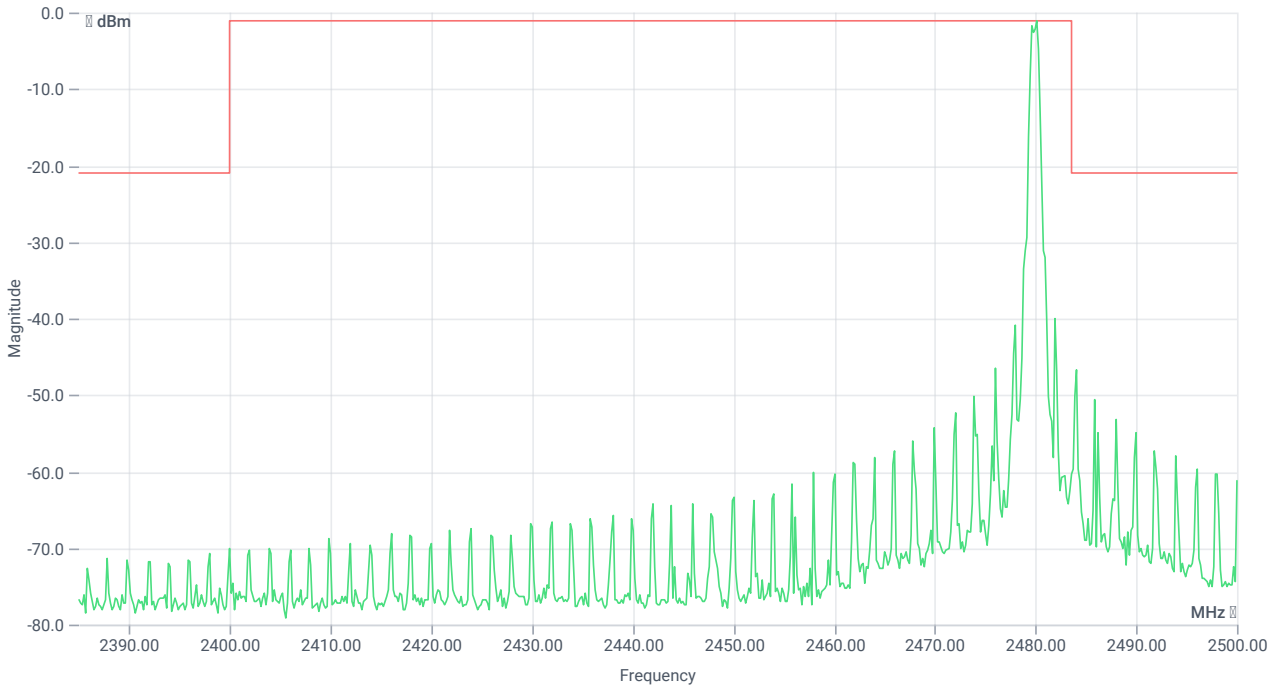

TX emissions band zoomed

RESULT

DESCRIPTION	LOWER LIMIT	UPPER LIMIT	MEASURED	UNIT	VERDICT
Reference @ 2480.17 MHz	---	---	-0.98	dBm	INFO
No peaks detected	---	---			PASS
Lowest margin to limit 7439 MHz	0	---	24.96	dB	INFO

Verdict
PASS

- END OF DOCUMENT -