Conducted test results

No.1-0010-25-02-02_TR1-A201-R01

November 12, 2025

Test Standard(s)	NA - NI
	FCC 15.247 - NI
	FCC 15.247, ISED RSS247 - NI

This document is electronically signed and valid without handwritten signature.
Public keys for verification of the electronic signatures can be requested at the testing laboratory.

Authorized

cn=Andreas Curette,
o=cetecom advanced
GmbH, ou=CUR-230601,
email=andreas.curette@cet
ecomadvanced.com, c=DE
2025.11.12 11:07:23 +01'00'

Andreas Curette
Lab Manager
Radio Labs

Table of Content

NA # Peak output power 3MHz/3MHz ~ BT LE 1 Msps 3
FCC 15.247 # Maximum peak conducted output power DTS ~ BT LE 1 Msps 9
FCC 15.247 # Bandwidth 6dB DTS ~ BT LE 1 Msps 17
FCC 15.247 # Peak psd DTS ~ BT LE 1 Msps 22
FCC 15.247, ISED RSS247 # Bandwidth 99PCT and 20dB ~ BT LE 1 Msps 27
FCC 15.247 # TX spurious conducted 20dBc ~ BT LE 1 Msps 38

NA # Peak output power 3MHz/3MHz ~ BT LE 1 Msps

References

TC start	11.11.2025 15:54:50
Ambit temp (test rack) [°C] | humidity [rel%]	not enabled | not enabled
System version	6.0.5.0
Standard | Version	NA | NI
Method	
Description	Peak OP 3MHz/3MHz - BT LE 1 Msps
Information	

EUT Common Settings BT Low Energy

Intermodulation value N	3
Image freq. Low | Mid | High [MHz]	0 | 0 | 0
Power class	2
1 Mbps supported	True | TXpayload 255 | RXpayload 255
2 Mbps supported	False | TXpayload 255 | RXpayload 255
Longrange S8 supported	False | TXpayload 255 | RXpayload 255
Longrange S2 supported	False | TXpayload 255 | RXpayload 255
Signaling settings	WS_USB_RS232 | HCI | 4 | 115200 | None | S1 | None | On
Signaling RF settings	RF1com | 0 | 0 | On |
User interaction	No

Equipment

Signal analyzer,Rohde&Schwarz,FSV-30,1321.3008K30/103170,3.70
Switch matrix,cetecom advanced GmbH,USM,A001,1.0.0

Test Parameter

Technology to test	BT LE 1 Msps
EUT port	EUT1
Temperature	nom
Voltage	nom
Frequency low to test	True | Freq [MHz] 2402
Frequency mid to test	True | Freq [MHz] 2440
Frequency high to test	True | Freq [MHz] 2480
Auto control enabled power supply | Climatic Box	No | No
Additional path loss [dB]	0.7
Full path type	EUT_SA_GEN_SIG
Full path name	EUT1.MP.SIG1/EUT1.SA/EUT1.GEN1/EUT1.GEN2/

Test Parameter

Switch bits	00010001:00010001:00000000:00000001

Test at TX 2402 MHz

RESULT: Reference power cond.

DESCRIPTION	LOWER LIMIT	UPPER LIMIT	MEASURED	UNIT	VERDICT
Ref. power 1MHz/1MHz cond.	---	---	-1.26	dBm	INFO
Ref. frequency	---	---	2402.200	MHz	INFO

READ SA SETTINGS:

RefLevel [dBm] | RefLevelOffset [dB] | InpAtt [dB]	8.74 | 9.26 | 15
Start [MHz] | Stop [MHz]	2399.500 | 2404.500
RBW [MHz] | VBW [MHz]	3.000000 | 3.000000
Detector | TraceMode	POS | MAXH
Sweep: time [ms] | count | points per Section | type	1000 | 10 | 1001 | SWE

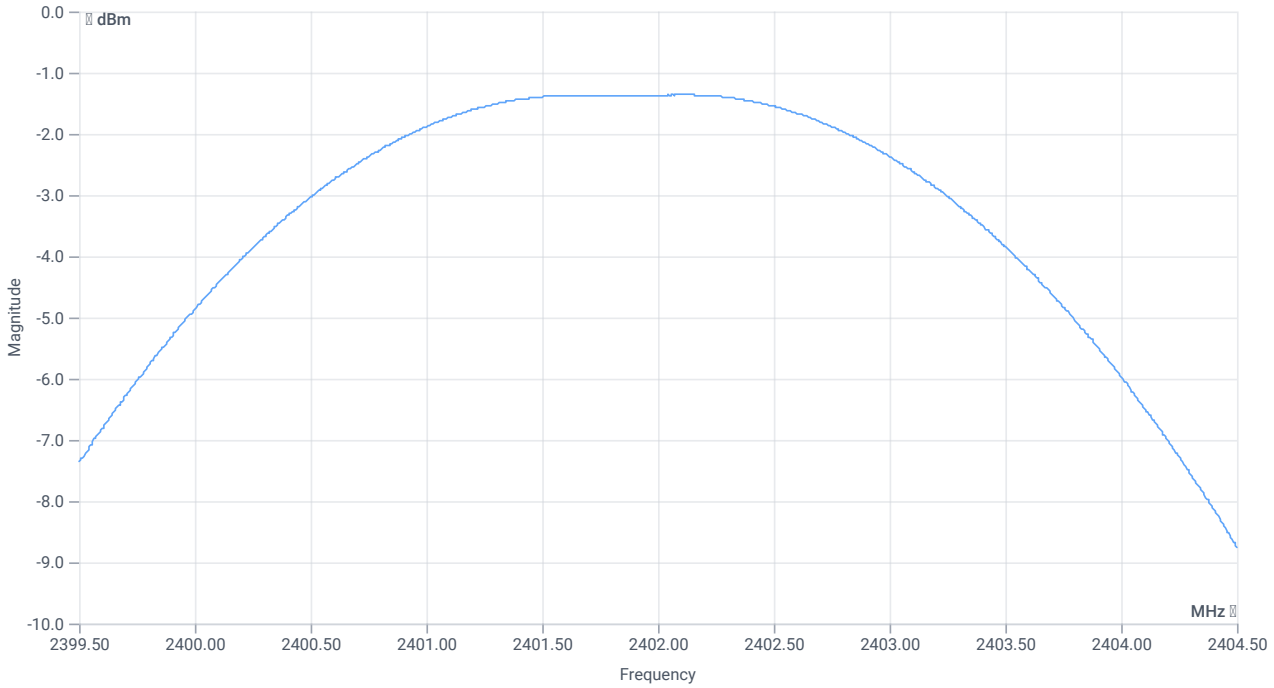

Peak output power

RESULT

DESCRIPTION	LOWER LIMIT	UPPER LIMIT	MEASURED	UNIT	VERDICT
Peak power	---	---	-1.36	dBm	INFO
Peak power	---	---	0.731139	mW	INFO
Frequency at peak	---	---	2402.13	MHz	INFO

Test at TX 2440 MHz

RESULT: Reference power cond.

DESCRIPTION	LOWER LIMIT	UPPER LIMIT	MEASURED	UNIT	VERDICT
Ref. power 1MHz/1MHz cond.	---	---	-1.46	dBm	INFO
Ref. frequency	---	---	2440.100	MHz	INFO

READ SA SETTINGS:

RefLevel [dBm] | RefLevelOffset [dB] | InpAtt [dB]	8.54 | 9.28 | 15
Start [MHz] | Stop [MHz]	2437.500 | 2442.500
RBW [MHz] | VBW [MHz]	3.000000 | 3.000000
Detector | TraceMode	POS | MAXH
Sweep: time [ms] | count | points per Section | type	1000 | 10 | 1001 | SWE

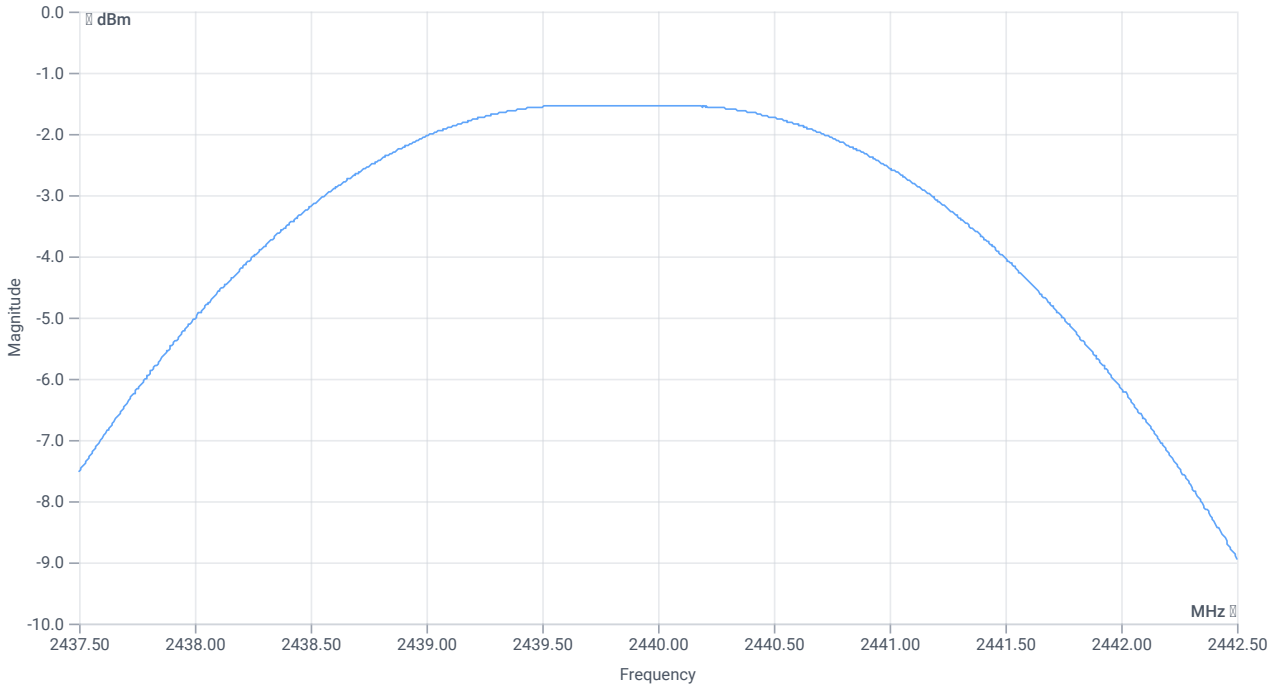

Peak output power

RESULT

DESCRIPTION	LOWER LIMIT	UPPER LIMIT	MEASURED	UNIT	VERDICT
Peak power	---	---	-1.53	dBm	INFO
Peak power	---	---	0.703072	mW	INFO
Frequency at peak	---	---	2439.595	MHz	INFO

Test at TX 2480 MHz

RESULT: Reference power cond.

DESCRIPTION	LOWER LIMIT	UPPER LIMIT	MEASURED	UNIT	VERDICT
Ref. power 1MHz/1MHz cond.	---	---	-1.43	dBm	INFO
Ref. frequency	---	---	2480.200	MHz	INFO

READ SA SETTINGS:

RefLevel [dBm] | RefLevelOffset [dB] | InpAtt [dB]	8.57 | 9.41 | 15
Start [MHz] | Stop [MHz]	2477.500 | 2482.500
RBW [MHz] | VBW [MHz]	3.000000 | 3.000000
Detector | TraceMode	POS | MAXH
Sweep: time [ms] | count | points per Section | type	1000 | 10 | 1001 | SWE

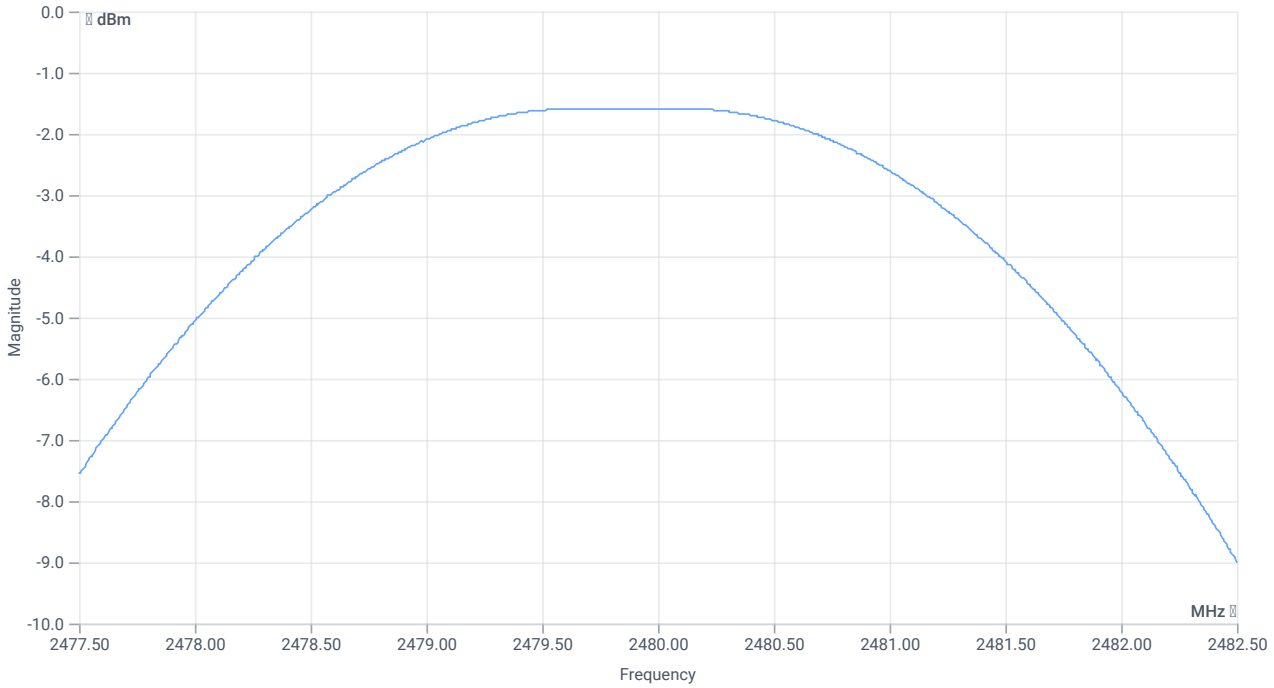

Peak output power

RESULT

DESCRIPTION	LOWER LIMIT	UPPER LIMIT	MEASURED	UNIT	VERDICT
Peak power	---	---	-1.58	dBm	INFO
Peak power	---	---	0.695024	mW	INFO
Frequency at peak	---	---	2480.095	MHz	INFO

Verdict
PASS

FCC 15.247 # Maximum peak conducted output power DTS ~ BT LE 1 Msps

References

TC start	11.11.2025 15:56:08
Ambit temp (test rack) [°C] | humidity [rel%]	not enabled | not enabled
System version	6.0.5.0
Standard | Version	FCC 15.247 | NI
Method	DTS: KDB 558074 D01 V05 - Chapter 8.3.1.1 RBW ≥ DTS Bandwidth
Description	FCC 15.247 Maximum peak output power conducted DTS - BT LE 1 Msps
Information	

EUT Common Settings BT Low Energy

Intermodulation value N	3
Image freq. Low | Mid | High [MHz]	0 | 0 | 0
Power class	2
1 Mbps supported	True | TXpayload 255 | RXpayload 255
2 Mbps supported	False | TXpayload 255 | RXpayload 255
Longrange S8 supported	False | TXpayload 255 | RXpayload 255
Longrange S2 supported	False | TXpayload 255 | RXpayload 255
Signaling settings	WS_USB_RS232 | HCI | 4 | 115200 | None | S1 | None | On
Signaling RF settings	RF1com | 0 | 0 | On |
User interaction	No

Equipment

Signal analyzer,Rohde&Schwarz,FSV-30,1321.3008K30/103170,3.70
Switch matrix,cetecom advanced GmbH,USM,A001,1.0.0

Test Parameter

Technology to test	BT LE 1 Msps
EUT port	EUT1
Temperature	nom
Voltage	nom
Frequency low to test	True | Freq [MHz] 2402
Frequency mid to test	True | Freq [MHz] 2440
Frequency high to test	True | Freq [MHz] 2480
Auto control enabled power supply | Climatic Box	No | No
Additional path loss [dB]	0.7

Test Parameter

Full path type	EUT_SA_GEN_SIG
Full path name	EUT1.MP.SIG1/EUT1.SA/EUT1.GEN1/EUT1.GEN2/
Switch bits	00010001:00010001:00000000:00000001

Test at TX 2402 MHz

RESULT: Reference power cond.

DESCRIPTION	LOWER LIMIT	UPPER LIMIT	MEASURED	UNIT	VERDICT
Ref. power 1MHz/1MHz cond.	---	---	-1.26	dBm	INFO
Ref. frequency	---	---	2402.200	MHz	INFO

READ SA SETTINGS:

RefLevel [dBm] | RefLevelOffset [dB] | InpAtt [dB]	3.74 | 9.26 | 10
Start [MHz] | Stop [MHz]	2401.000 | 2403.000
RBW [MHz] | VBW [MHz]	0.100000 | 0.300000
Detector | TraceMode	POS | MAXH
Sweep: time [ms] | count | points per Section | type	50 | 200 | 10001 | SWE

DTS bandwidth

DESCRIPTION	LOWER LIMIT	UPPER LIMIT	MEASURED	UNIT	VERDICT
DTS bandwidth (6dB)	---	---	669	kHz	INFO

READ SA SETTINGS:

RefLevel [dBm] | RefLevelOffset [dB] | InpAtt [dB]	8.74 | 9.26 | 15
Start [MHz] | Stop [MHz]	2401.000 | 2403.000
RBW [MHz] | VBW [MHz]	1.000000 | 5.000000
Detector | TraceMode	POS | MAXH
Sweep: time [ms] | count | points per Section | type	50 | 200 | 1001 | SWE

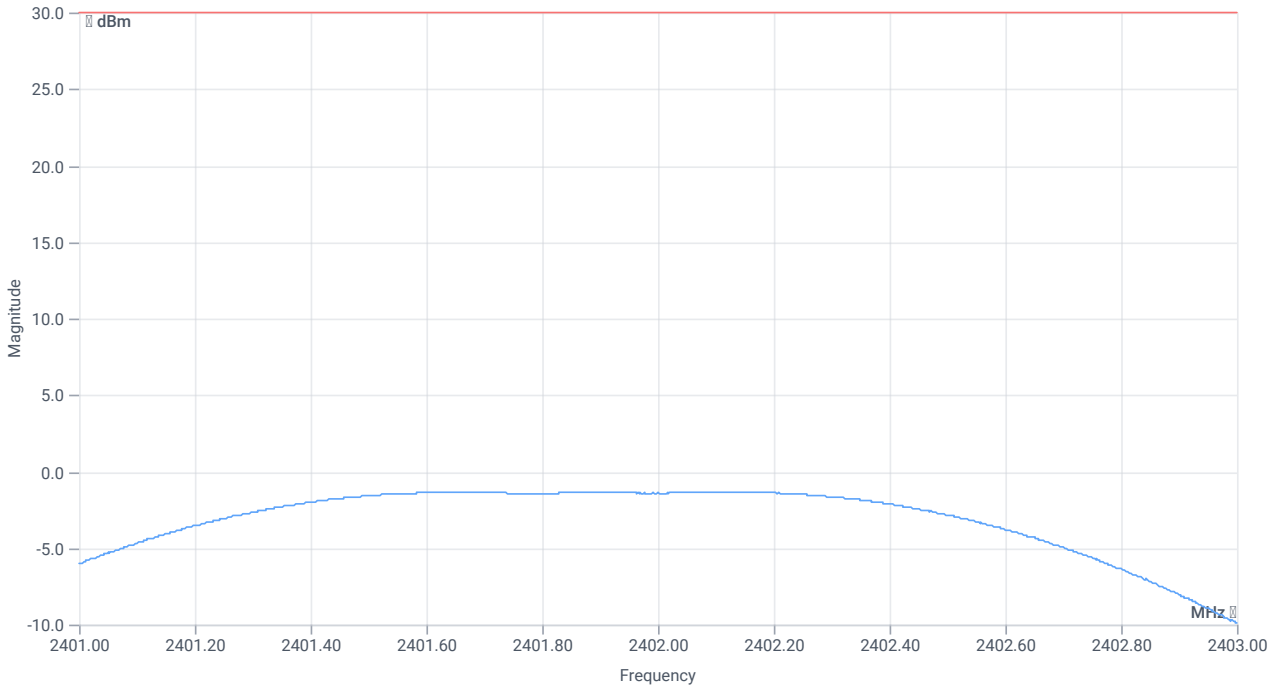

Peak output power

RESULT

DESCRIPTION	LOWER LIMIT	UPPER LIMIT	MEASURED	UNIT	VERDICT
Peak power	---	30.00	-1.36	dBm	PASS
Peak power	---	1000	0.731139	mW	PASS
Frequency at peak	---	---	2402.13	MHz	INFO

Test at TX 2440 MHz

RESULT: Reference power cond.

DESCRIPTION	LOWER LIMIT	UPPER LIMIT	MEASURED	UNIT	VERDICT
Ref. power 1MHz/1MHz cond.	---	---	-1.46	dBm	INFO
Ref. frequency	---	---	2440.200	MHz	INFO

READ SA SETTINGS:

RefLevel [dBm] | RefLevelOffset [dB] | InpAtt [dB]	3.54 | 9.28 | 10
Start [MHz] | Stop [MHz]	2439.000 | 2441.000
RBW [MHz] | VBW [MHz]	0.100000 | 0.300000
Detector | TraceMode	POS | MAXH
Sweep: time [ms] | count | points per Section | type	50 | 200 | 10001 | SWE

DTS bandwidth

DESCRIPTION	LOWER LIMIT	UPPER LIMIT	MEASURED	UNIT	VERDICT
DTS bandwidth (6dB)	---	---	668	kHz	INFO

READ SA SETTINGS:

RefLevel [dBm] | RefLevelOffset [dB] | InpAtt [dB]	8.54 | 9.28 | 15
Start [MHz] | Stop [MHz]	2439.000 | 2441.000
RBW [MHz] | VBW [MHz]	1.000000 | 5.000000
Detector | TraceMode	POS | MAXH
Sweep: time [ms] | count | points per Section | type	50 | 200 | 1001 | SWE

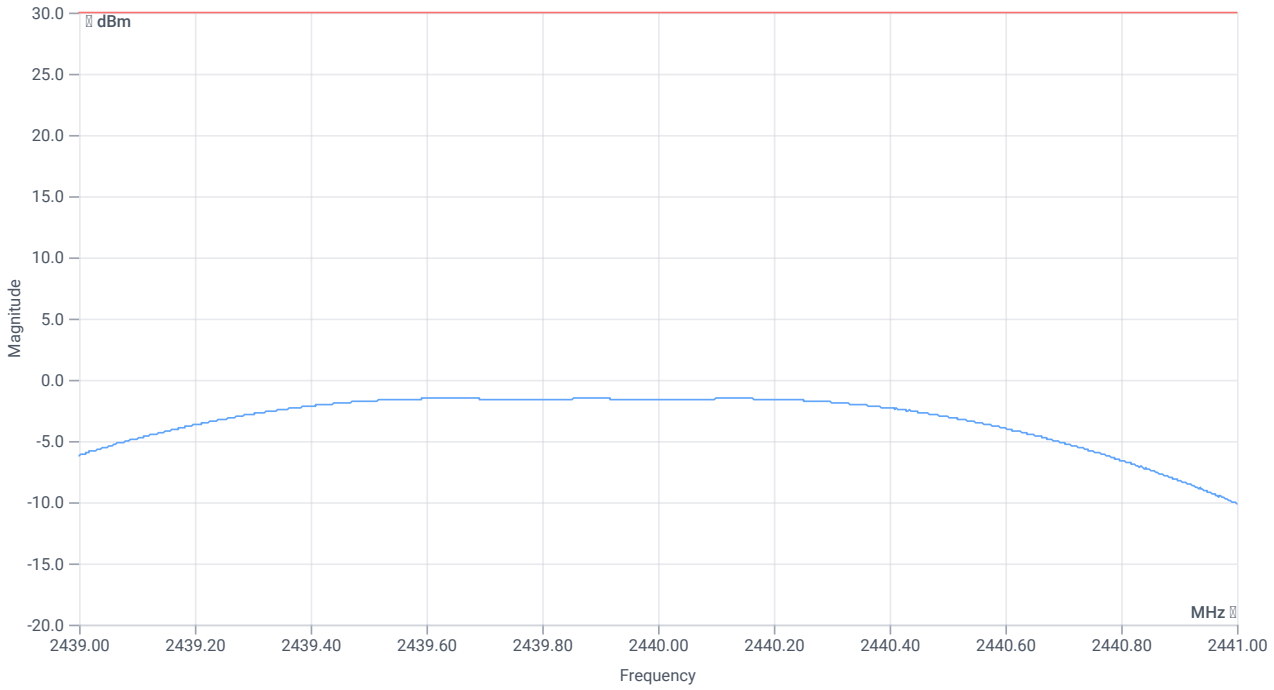

Peak output power

RESULT

DESCRIPTION	LOWER LIMIT	UPPER LIMIT	MEASURED	UNIT	VERDICT
Peak power	---	30.00	-1.53	dBm	PASS
Peak power	---	1000	0.703072	mW	PASS
Frequency at peak	---	---	2439.616	MHz	INFO

Test at TX 2480 MHz

RESULT: Reference power cond.

DESCRIPTION	LOWER LIMIT	UPPER LIMIT	MEASURED	UNIT	VERDICT
Ref. power 1MHz/1MHz cond.	---	---	-1.46	dBm	INFO
Ref. frequency	---	---	2480.100	MHz	INFO

READ SA SETTINGS:

RefLevel [dBm] | RefLevelOffset [dB] | InpAtt [dB]	3.54 | 9.41 | 10
Start [MHz] | Stop [MHz]	2479.000 | 2481.000
RBW [MHz] | VBW [MHz]	0.100000 | 0.300000
Detector | TraceMode	POS | MAXH
Sweep: time [ms] | count | points per Section | type	50 | 200 | 10001 | SWE

DTS bandwidth

DESCRIPTION	LOWER LIMIT	UPPER LIMIT	MEASURED	UNIT	VERDICT
DTS bandwidth (6dB)	---	---	669	kHz	INFO

READ SA SETTINGS:

RefLevel [dBm] | RefLevelOffset [dB] | InpAtt [dB]	8.54 | 9.41 | 15
Start [MHz] | Stop [MHz]	2479.000 | 2481.000
RBW [MHz] | VBW [MHz]	1.000000 | 5.000000
Detector | TraceMode	POS | MAXH
Sweep: time [ms] | count | points per Section | type	50 | 200 | 1001 | SWE

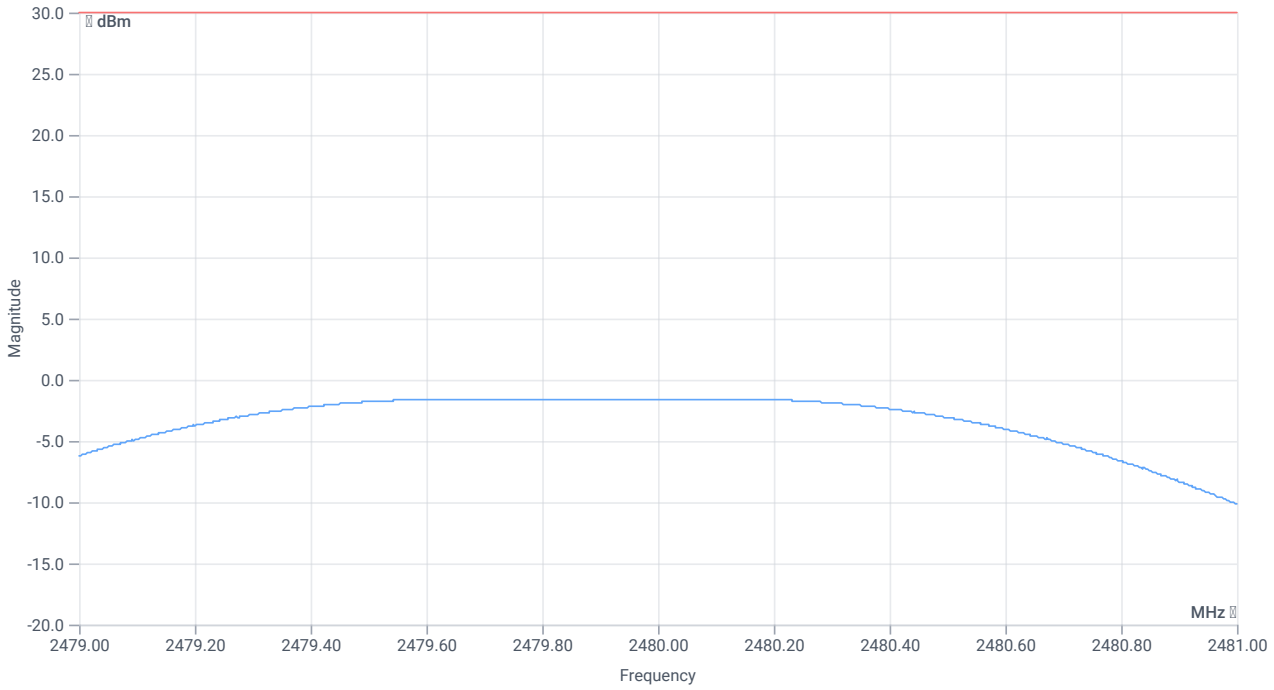

Peak output power

RESULT

DESCRIPTION	LOWER LIMIT	UPPER LIMIT	MEASURED	UNIT	VERDICT
Peak power	---	30.00	-1.59	dBm	PASS
Peak power	---	1000	0.693426	mW	PASS
Frequency at peak	---	---	2480.126	MHz	INFO

Verdict
PASS

FCC 15.247 # Bandwidth 6dB DTS ~ BT LE 1 Msps

References

TC start	11.11.2025 15:58:07
Ambit temp (test rack) [°C] | humidity [rel%]	not enabled | not enabled
System version	6.0.5.0
Standard | Version	FCC 15.247 | NI
Method	
Description	FCC 15.247 Bandwidth 6dB DTS - BT LE 1 Msps
Information	

EUT Common Settings BT Low Energy

Intermodulation value N	3
Image freq. Low | Mid | High [MHz]	0 | 0 | 0
Power class	2
1 Mbps supported	True | TXpayload 255 | RXpayload 255
2 Mbps supported	False | TXpayload 255 | RXpayload 255
Longrange S8 supported	False | TXpayload 255 | RXpayload 255
Longrange S2 supported	False | TXpayload 255 | RXpayload 255
Signaling settings	WS_USB_RS232 | HCI | 4 | 115200 | None | S1 | None | On
Signaling RF settings	RF1com | 0 | 0 | On |
User interaction	No

Equipment

Signal analyzer,Rohde&Schwarz,FSV-30,1321.3008K30/103170,3.70
Switch matrix,cetecom advanced GmbH,USM,A001,1.0.0

Test Parameter

Technology to test	BT LE 1 Msps
EUT port	EUT1
Temperature	nom
Voltage	nom
Frequency low to test	True | Freq [MHz] 2402
Frequency mid to test	True | Freq [MHz] 2440
Frequency high to test	True | Freq [MHz] 2480
Auto control enabled power supply | Climatic Box	No | No
Additional path loss [dB]	0.7
Full path type	EUT_SA_GEN_SIG
Full path name	EUT1.MP.SIG1/EUT1.SA/EUT1.GEN1/EUT1.GEN2/

Test Parameter

Switch bits	00010001:00010001:00000000:00000001

Test at TX 2402 MHz

RESULT: Reference power cond.

DESCRIPTION	LOWER LIMIT	UPPER LIMIT	MEASURED	UNIT	VERDICT
Ref. power 1MHz/1MHz cond.	---	---	-1.25	dBm	INFO
Ref. frequency	---	---	2402.200	MHz	INFO

READ SA SETTINGS:

RefLevel [dBm] | RefLevelOffset [dB] | InpAtt [dB]	3.75 | 9.26 | 10
Start [MHz] | Stop [MHz]	2401.000 | 2403.000
RBW [MHz] | VBW [MHz]	0.100000 | 0.300000
Detector | TraceMode	POS | MAXH
Sweep: time [ms] | count | points per Section | type	50 | 200 | 10001 | SWE

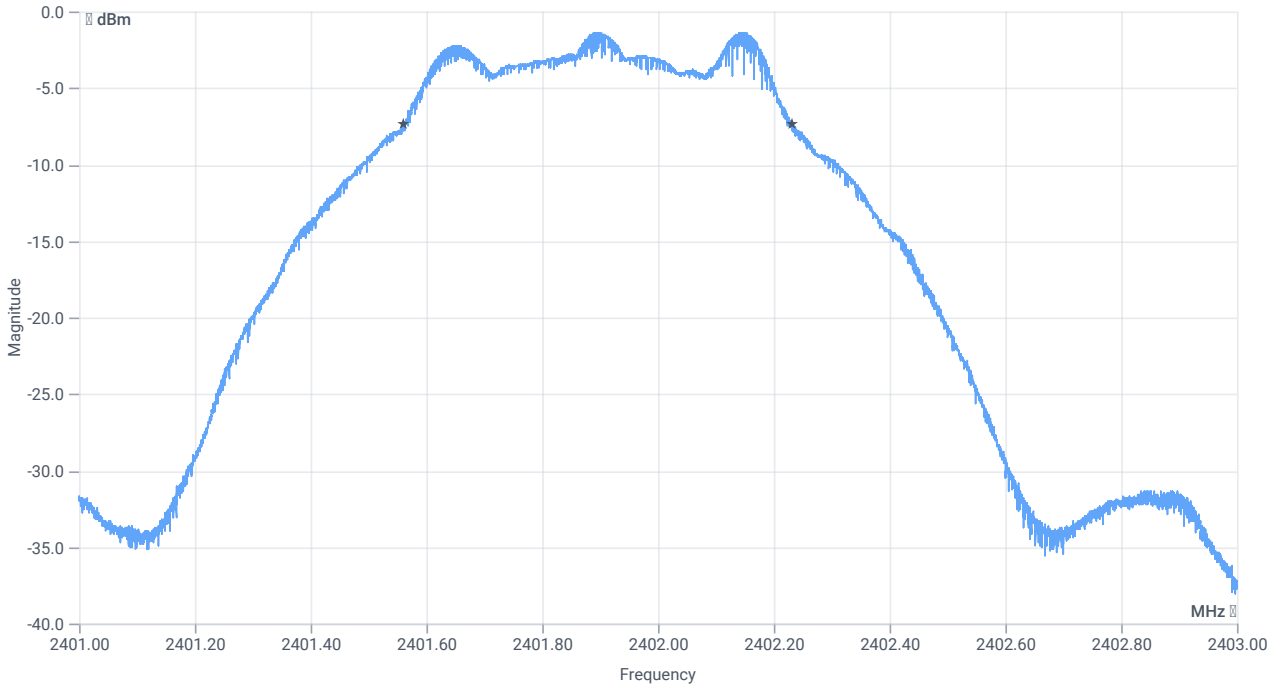

BW 6dB

RESULT

DESCRIPTION	LOWER LIMIT	UPPER LIMIT	MEASURED	UNIT	VERDICT
DTS bandwidth (6dB)	500	---	669	kHz	PASS

Test at TX 2440 MHz

RESULT: Reference power cond.

DESCRIPTION	LOWER LIMIT	UPPER LIMIT	MEASURED	UNIT	VERDICT
Ref. power 1MHz/1MHz cond.	---	---	-1.43	dBm	INFO
Ref. frequency	---	---	2440.100	MHz	INFO

READ SA SETTINGS:

RefLevel [dBm] | RefLevelOffset [dB] | InpAtt [dB]	3.57 | 9.28 | 10
Start [MHz] | Stop [MHz]	2439.000 | 2441.000
RBW [MHz] | VBW [MHz]	0.100000 | 0.300000
Detector | TraceMode	POS | MAXH
Sweep: time [ms] | count | points per Section | type	50 | 200 | 10001 | SWE

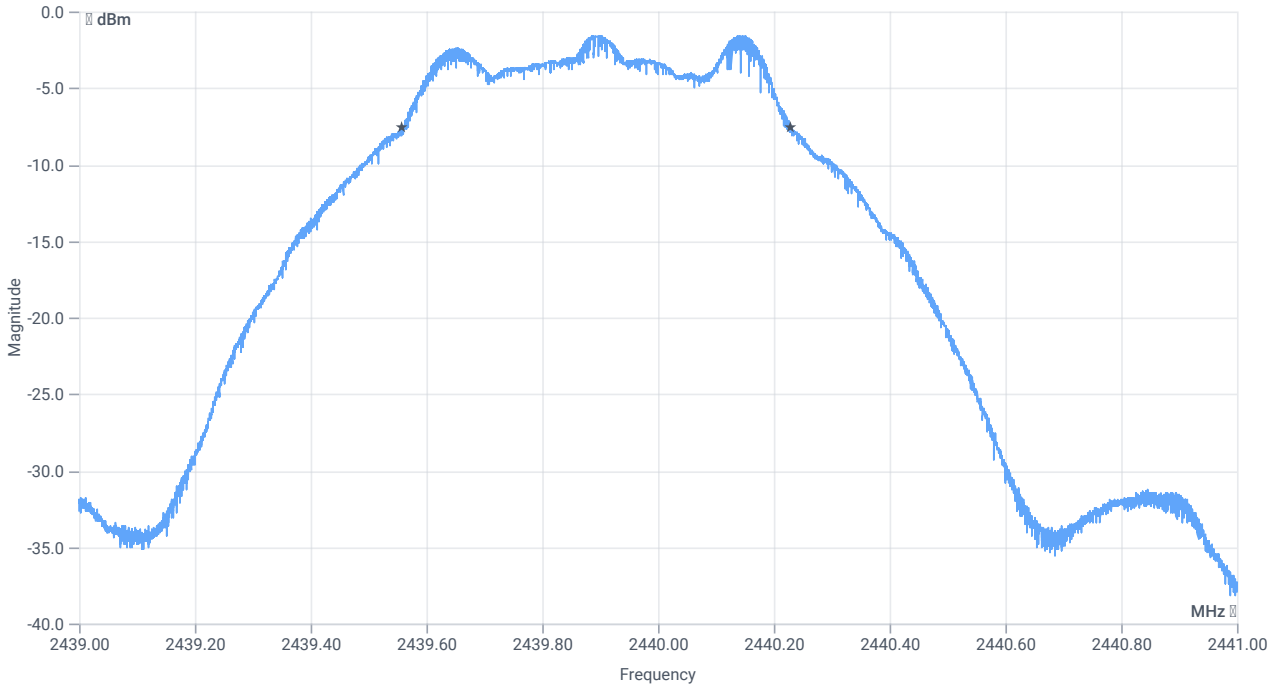

BW 6dB

RESULT

DESCRIPTION	LOWER LIMIT	UPPER LIMIT	MEASURED	UNIT	VERDICT
DTS bandwidth (6dB)	500	---	671	kHz	PASS

Test at TX 2480 MHz

RESULT: Reference power cond.

DESCRIPTION	LOWER LIMIT	UPPER LIMIT	MEASURED	UNIT	VERDICT
Ref. power 1MHz/1MHz cond.	---	---	-1.45	dBm	INFO
Ref. frequency	---	---	2480.100	MHz	INFO

READ SA SETTINGS:

RefLevel [dBm] | RefLevelOffset [dB] | InpAtt [dB]	3.55 | 9.41 | 10
Start [MHz] | Stop [MHz]	2479.000 | 2481.000
RBW [MHz] | VBW [MHz]	0.100000 | 0.300000
Detector | TraceMode	POS | MAXH
Sweep: time [ms] | count | points per Section | type	50 | 200 | 10001 | SWE

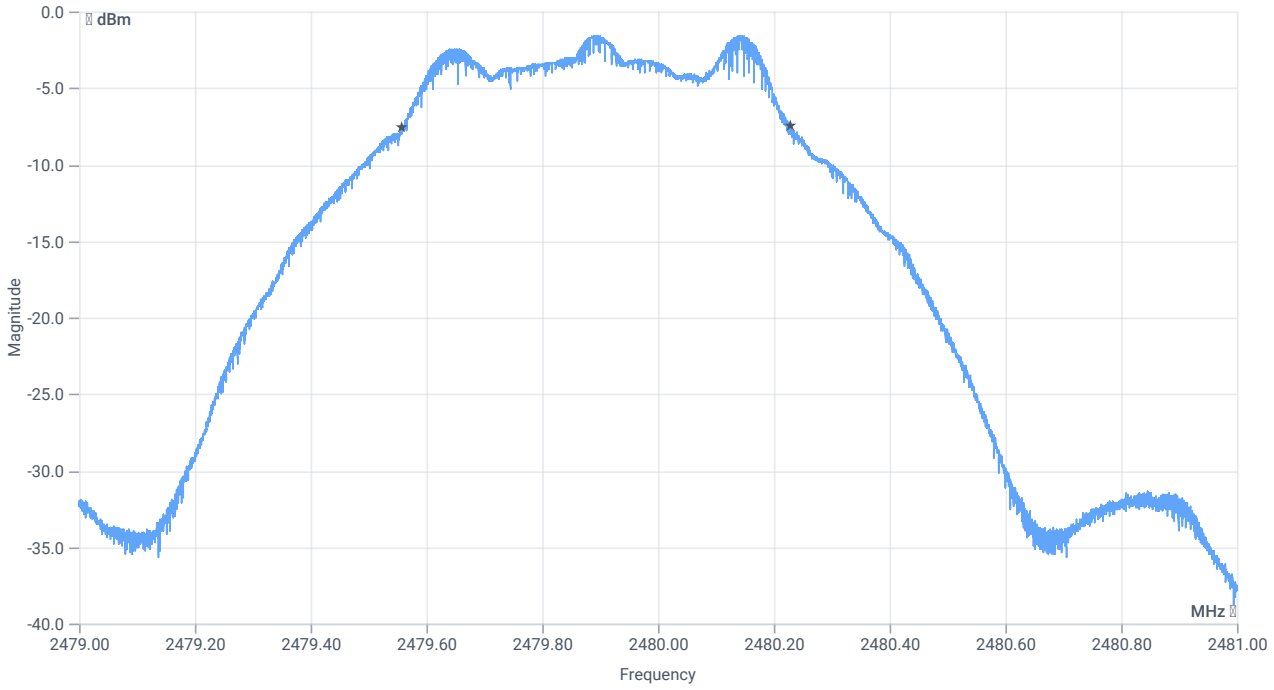

BW 6dB

RESULT

DESCRIPTION	LOWER LIMIT	UPPER LIMIT	MEASURED	UNIT	VERDICT
DTS bandwidth (6dB)	500	---	670	kHz	PASS

Verdict
PASS

FCC 15.247 # Peak psd DTS ~ BT LE 1 Msps

References

TC start	11.11.2025 15:59:29
Ambit temp (test rack) [°C] | humidity [rel%]	not enabled | not enabled
System version	6.0.5.0
Standard | Version	FCC 15.247 | NI
Method	DTS: KDB 558074 D01 V05 - Chapter 8.4 DTS maximum power spectral density level in the fundamental emission
Description	FCC 15.247 Peak psd DTS - BT LE 1 Msps
Information	

EUT Common Settings BT Low Energy

Intermodulation value N	3
Image freq. Low | Mid | High [MHz]	0 | 0 | 0
Power class	2
1 Mbps supported	True | TXpayload 255 | RXpayload 255
2 Mbps supported	False | TXpayload 255 | RXpayload 255
Longrange S8 supported	False | TXpayload 255 | RXpayload 255
Longrange S2 supported	False | TXpayload 255 | RXpayload 255
Signaling settings	WS_USB_RS232 | HCI | 4 | 115200 | None | S1 | None | On
Signaling RF settings	RF1com | 0 | 0 | On |
User interaction	No

Equipment

Signal analyzer,Rohde&Schwarz,FSV-30,1321.3008K30/103170,3.70
Switch matrix,cetecom advanced GmbH,USM,A001,1.0.0

Test Parameter

Technology to test	BT LE 1 Msps
EUT port	EUT1
Temperature	nom
Voltage	nom
Frequency low to test	True | Freq [MHz] 2402
Frequency mid to test	True | Freq [MHz] 2440
Frequency high to test	True | Freq [MHz] 2480
Auto control enabled power supply | Climatic Box	No | No
Additional path loss [dB]	0.7
Full path type	EUT_SA_GEN_SIG

Test Parameter

Full path name	EUT1.MP.SIG1/EUT1.SA/EUT1.GEN1/EUT1.GEN2/
Switch bits	00010001:00010001:00000000:00000001

Test at TX 2402 MHz

RESULT: Reference power cond.

DESCRIPTION	LOWER LIMIT	UPPER LIMIT	MEASURED	UNIT	VERDICT
Ref. power 1MHz/1MHz cond.	---	---	-1.26	dBm	INFO
Ref. frequency	---	---	2402.100	MHz	INFO

READ SA SETTINGS:

RefLevel [dBm] | RefLevelOffset [dB] | InpAtt [dB]	3.74 | 9.26 | 10
Start [MHz] | Stop [MHz]	2401.250 | 2402.750
RBW [MHz] | VBW [MHz]	0.003000 | 0.010000
Detector | TraceMode	POS | MAXH
Sweep: time [ms] | count | points per Section | type	1000 | 20 | 1001 | SWE

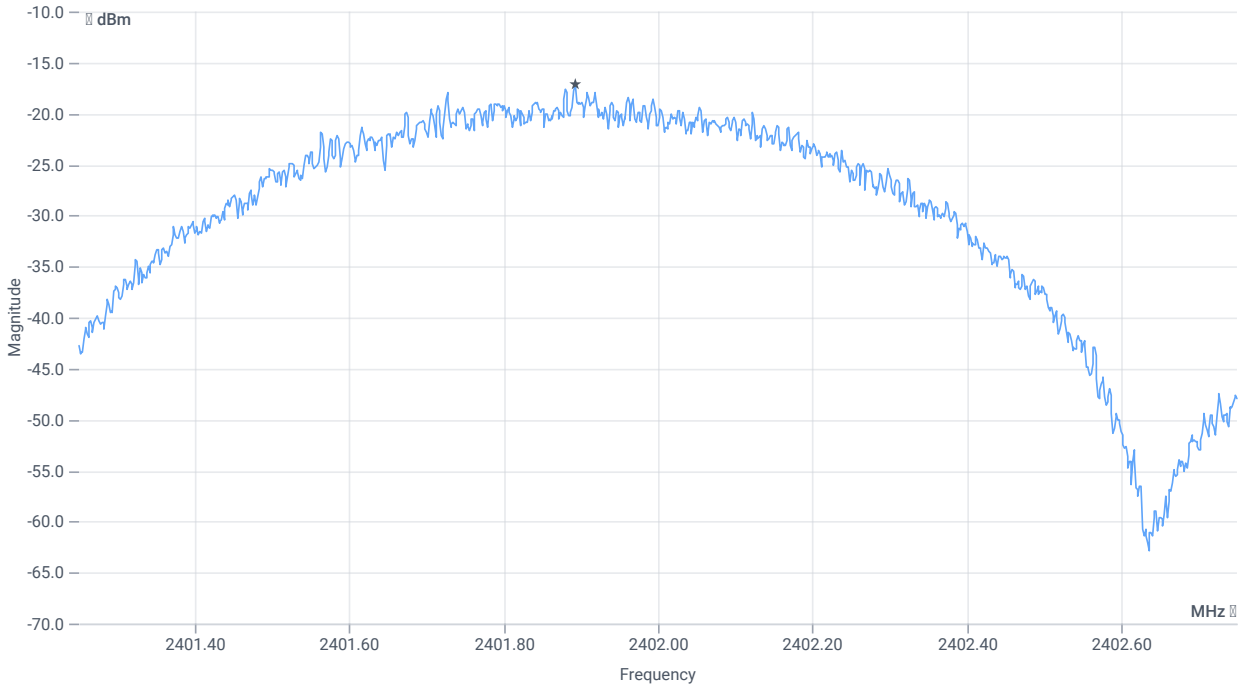

Peak psd

RESULT

DESCRIPTION	LOWER LIMIT	UPPER LIMIT	MEASURED	UNIT	VERDICT
Peak psd	---	8	-17.18	dBm/3KHz	PASS

Test at TX 2440 MHz

RESULT: Reference power cond.

DESCRIPTION	LOWER LIMIT	UPPER LIMIT	MEASURED	UNIT	VERDICT
Ref. power 1MHz/1MHz cond.	---	---	-1.41	dBm	INFO
Ref. frequency	---	---	2440.200	MHz	INFO

READ SA SETTINGS:

RefLevel [dBm] | RefLevelOffset [dB] | InpAtt [dB]	3.59 | 9.28 | 10
Start [MHz] | Stop [MHz]	2439.250 | 2440.750
RBW [MHz] | VBW [MHz]	0.003000 | 0.010000
Detector | TraceMode	POS | MAXH
Sweep: time [ms] | count | points per Section | type	1000 | 20 | 1001 | SWE

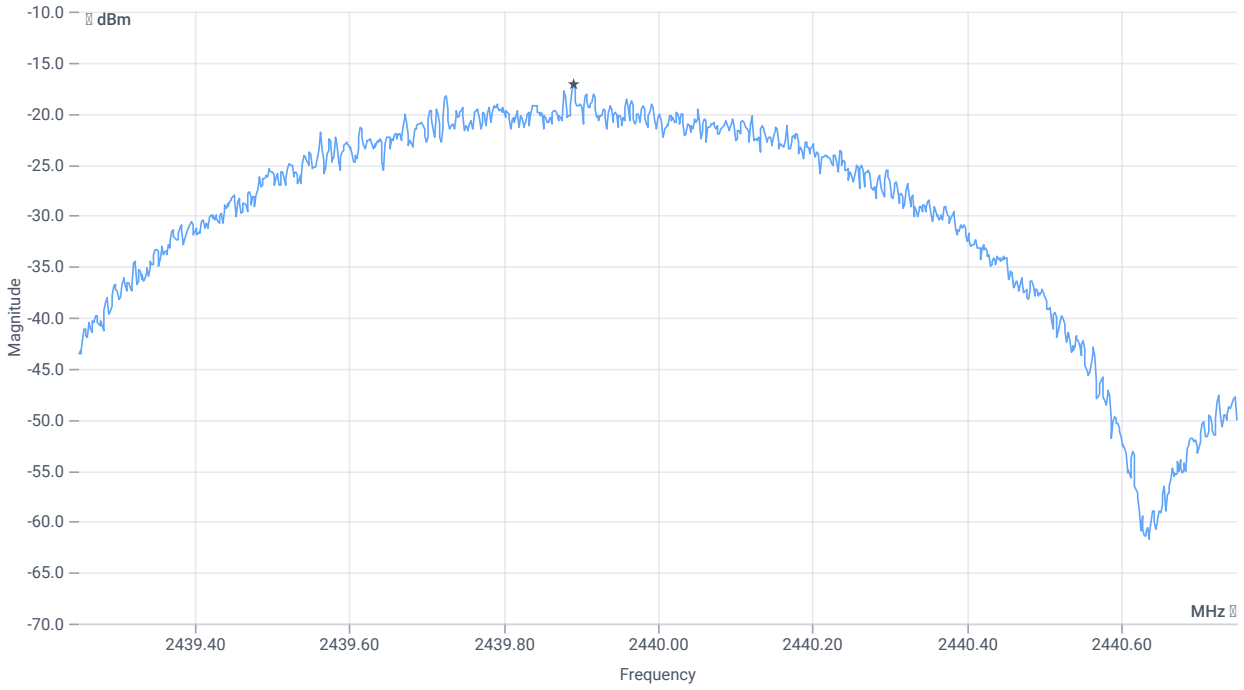

Peak psd

RESULT

DESCRIPTION	LOWER LIMIT	UPPER LIMIT	MEASURED	UNIT	VERDICT
Peak psd	---	8	-17.19	dBm/3KHz	PASS

Test at TX 2480 MHz

RESULT: Reference power cond.

DESCRIPTION	LOWER LIMIT	UPPER LIMIT	MEASURED	UNIT	VERDICT
Ref. power 1MHz/1MHz cond.	---	---	-1.46	dBm	INFO
Ref. frequency	---	---	2480.100	MHz	INFO

READ SA SETTINGS:

RefLevel [dBm] | RefLevelOffset [dB] | InpAtt [dB]	3.54 | 9.41 | 10
Start [MHz] | Stop [MHz]	2479.250 | 2480.750
RBW [MHz] | VBW [MHz]	0.003000 | 0.010000
Detector | TraceMode	POS | MAXH
Sweep: time [ms] | count | points per Section | type	1000 | 20 | 1001 | SWE

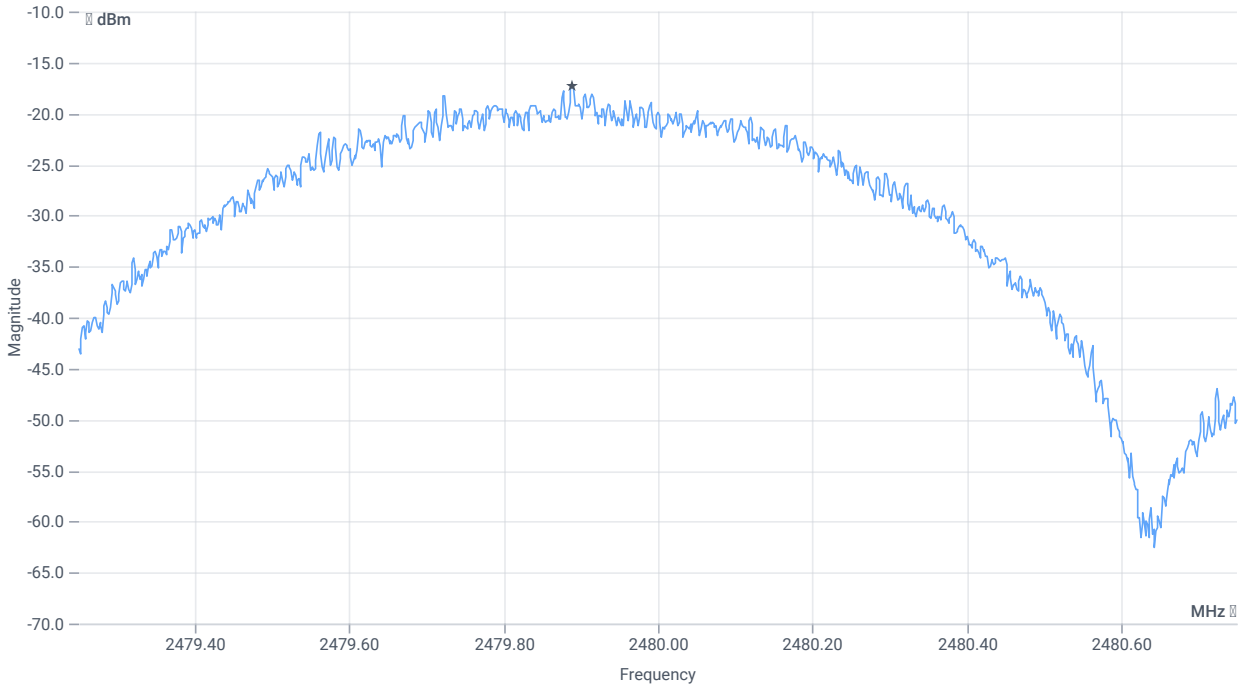

Peak psd

RESULT

DESCRIPTION	LOWER LIMIT	UPPER LIMIT	MEASURED	UNIT	VERDICT
Peak psd	---	8	-17.31	dBm/3KHz	PASS

Verdict
PASS

FCC 15.247, ISED RSS247 # Bandwidth 99PCT and 20dB ~ BT LE 1 Msps

References

TC start	11.11.2025 16:01:18
Ambit temp (test rack) [°C] | humidity [rel%]	not enabled | not enabled
System version	6.0.5.0
Standard | Version	FCC 15.247, ISED RSS247 | NI
Method	
Description	FCC 15.247 Bandwidth 99PCT-20dB DTS - BT LE 1 Msps
Information	

EUT Common Settings BT Low Energy

Intermodulation value N	3
Image freq. Low | Mid | High [MHz]	0 | 0 | 0
Power class	2
1 Mbps supported	True | TXpayload 255 | RXpayload 255
2 Mbps supported	False | TXpayload 255 | RXpayload 255
Longrange S8 supported	False | TXpayload 255 | RXpayload 255
Longrange S2 supported	False | TXpayload 255 | RXpayload 255
Signaling settings	WS_USB_RS232 | HCI | 4 | 115200 | None | S1 | None | On
Signaling RF settings	RF1com | 0 | 0 | On |
User interaction	No

Equipment

Signal analyzer,Rohde&Schwarz,FSV-30,1321.3008K30/103170,3.70
Switch matrix,cetecom advanced GmbH,USM,A001,1.0.0

Test Parameter

Technology to test	BT LE 1 Msps
EUT port	EUT1
Temperature	nom
Voltage	nom
Frequency low to test	True | Freq [MHz] 2402
Frequency mid to test	True | Freq [MHz] 2440
Frequency high to test	True | Freq [MHz] 2480
Auto control enabled power supply | Climatic Box	No | No
Additional path loss [dB]	0.7
Full path type	EUT_SA_GEN_SIG

Test Parameter

Full path name	EUT1.MP.SIG1/EUT1.SA/EUT1.GEN1/EUT1.GEN2/
Switch bits	00010001:00010001:00000000:00000001

Test at TX 2402 MHz

RESULT: Reference power cond.

DESCRIPTION	LOWER LIMIT	UPPER LIMIT	MEASURED	UNIT	VERDICT
Ref. power 1MHz/1MHz cond.	---	---	-1.26	dBm	INFO
Ref. frequency	---	---	2402.200	MHz	INFO

READ SA SETTINGS:

RefLevel [dBm] | RefLevelOffset [dB] | InpAtt [dB]	3.74 | 9.26 | 10
Start [MHz] | Stop [MHz]	2401.000 | 2403.000
RBW [MHz] | VBW [MHz]	0.020000 | 0.100000
Detector | TraceMode	POS | MAXH
Sweep: time [ms] | count | points per Section | type	50 | 200 | 10001 | SWE

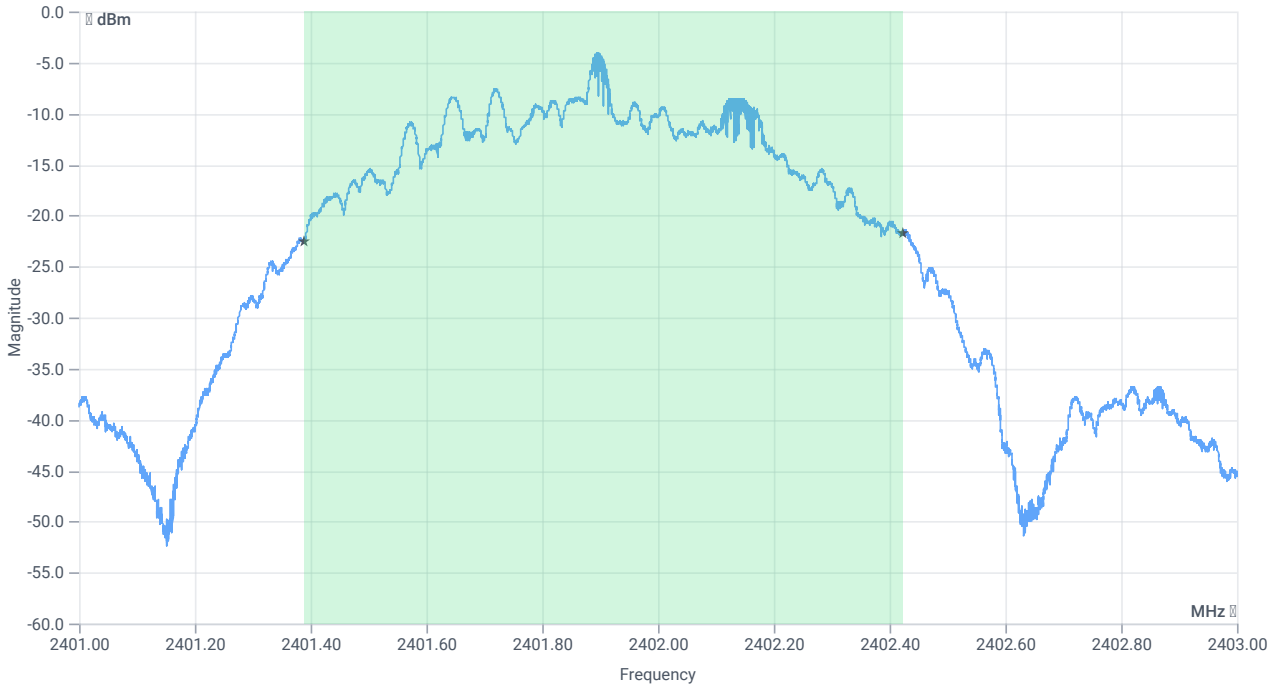

BW 99PCT

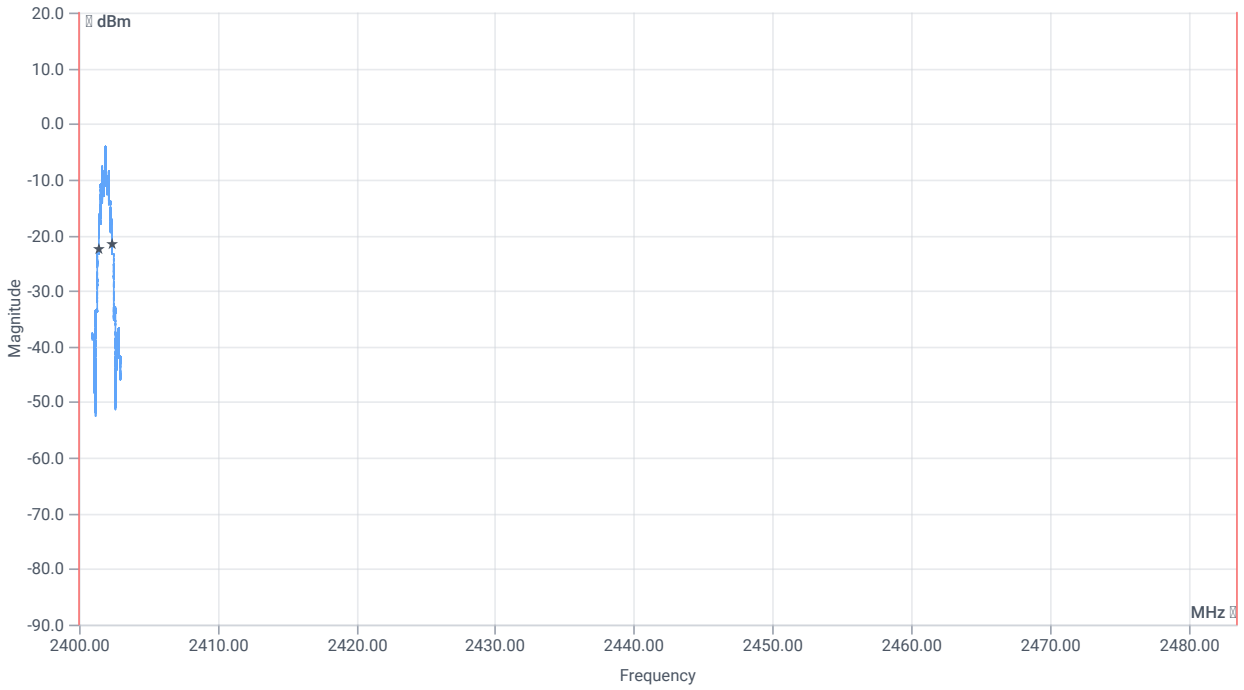

BW within Band 99PCT

RESULT

DESCRIPTION	LOWER LIMIT	UPPER LIMIT	MEASURED	UNIT	VERDICT
Bandwidth 99%	---	---	1035.000	kHz	INFO
T1 99%	2400.000000	---	2401.3883	MHz	PASS
T2 99%	---	2483.500000	2402.4234	MHz	PASS

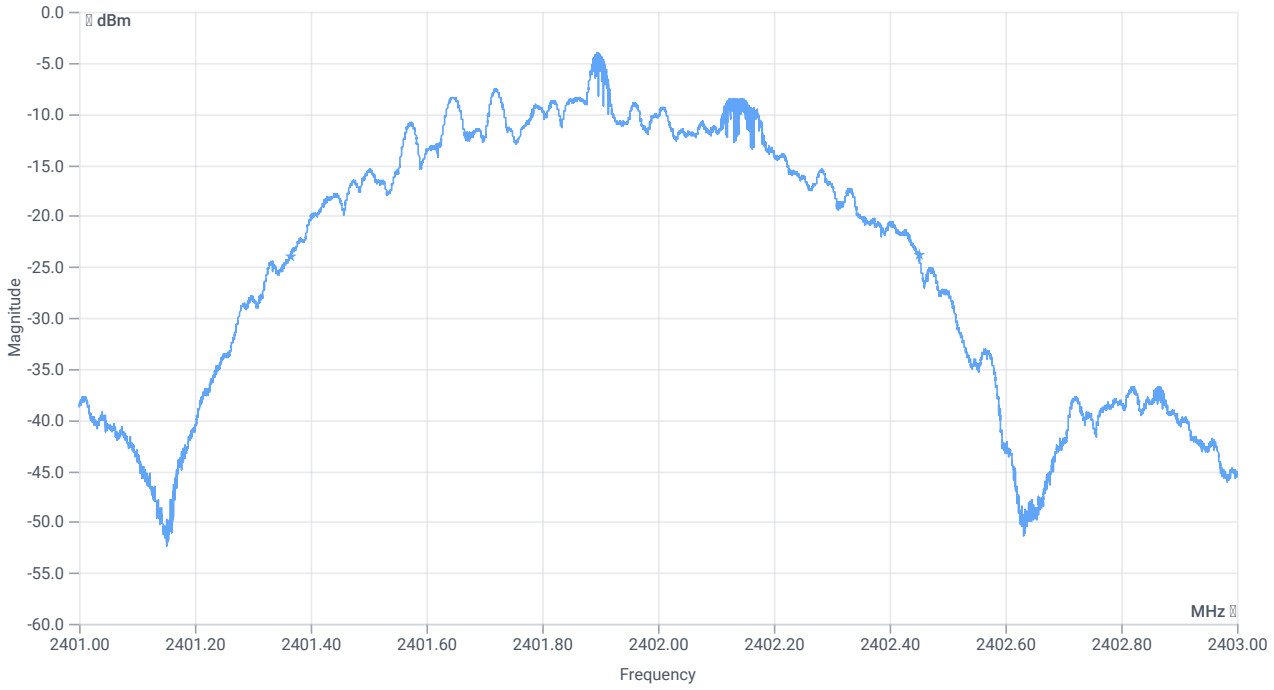

BW 20dB

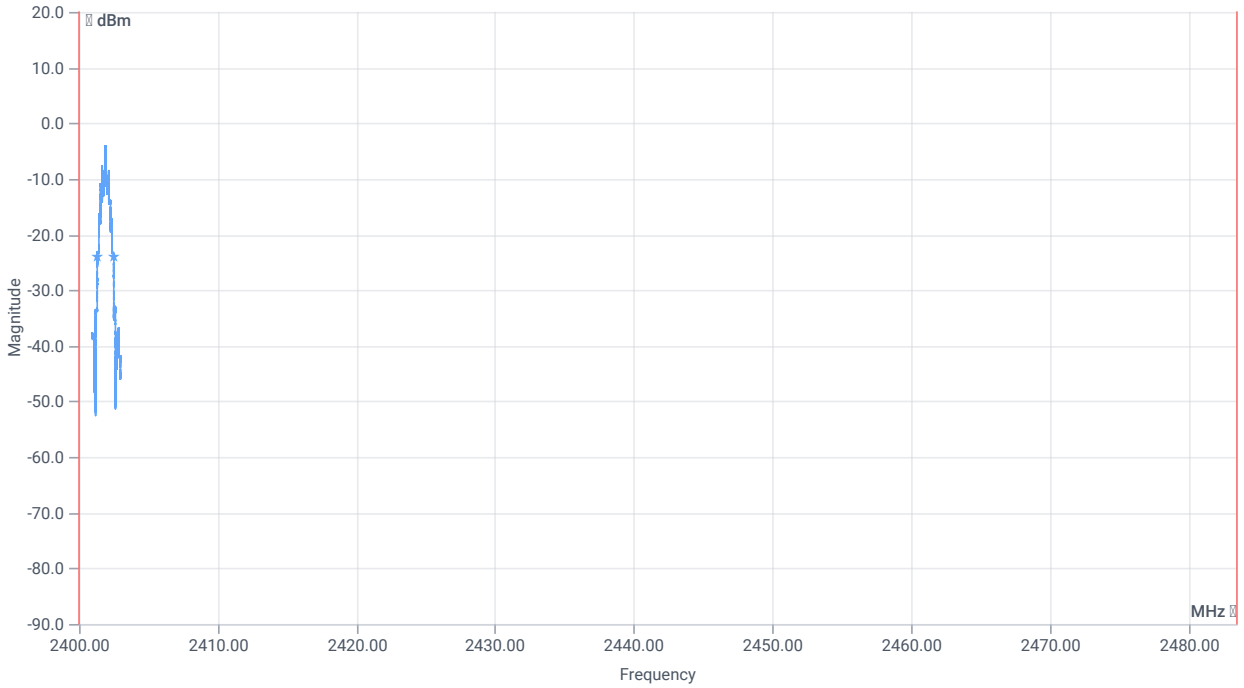

BW within band 20dB

RESULT

DESCRIPTION	LOWER LIMIT	UPPER LIMIT	MEASURED	UNIT	VERDICT
Bandwidth 20dB	---	---	1086	kHz	INFO
T1 20dB	2400.000000	---	2401.3644	MHz	PASS
T2 20dB	---	2483.500000	2402.4504	MHz	PASS

Test at TX 2440 MHz

RESULT: Reference power cond.

DESCRIPTION	LOWER LIMIT	UPPER LIMIT	MEASURED	UNIT	VERDICT
Ref. power 1MHz/1MHz cond.	---	---	-1.42	dBm	INFO
Ref. frequency	---	---	2440.100	MHz	INFO

READ SA SETTINGS:

RefLevel [dBm] | RefLevelOffset [dB] | InpAtt [dB]	3.58 | 9.28 | 10
Start [MHz] | Stop [MHz]	2439.000 | 2441.000
RBW [MHz] | VBW [MHz]	0.020000 | 0.100000
Detector | TraceMode	POS | MAXH
Sweep: time [ms] | count | points per Section | type	50 | 200 | 10001 | SWE

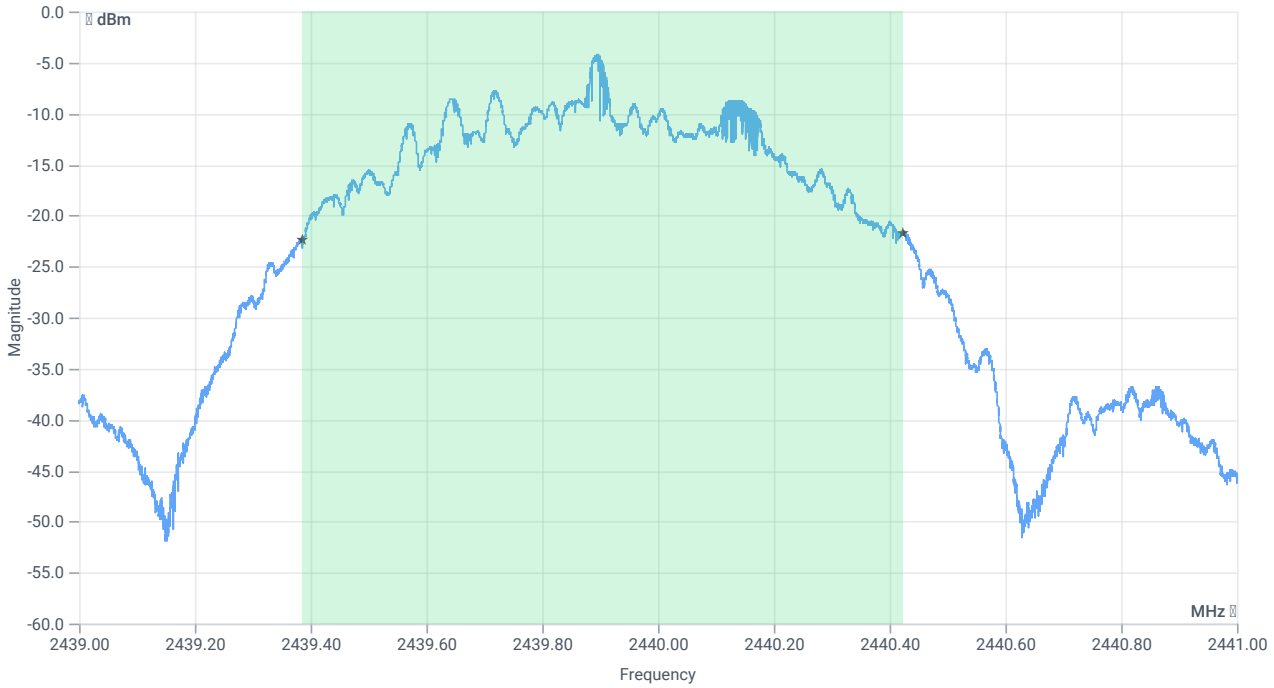

BW 99PCT

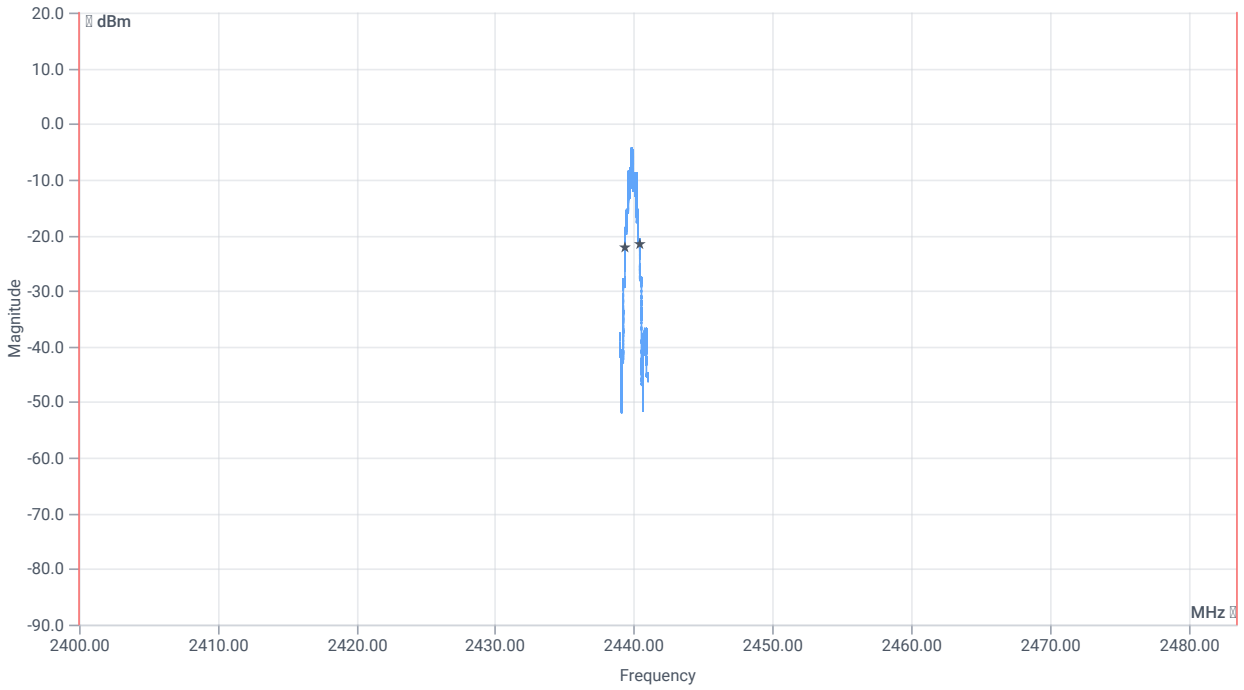

BW within Band 99PCT

RESULT

DESCRIPTION	LOWER LIMIT	UPPER LIMIT	MEASURED	UNIT	VERDICT
Bandwidth 99%	---	---	1038.000	kHz	INFO
T1 99%	2400.000000	---	2439.3847	MHz	PASS
T2 99%	---	2483.500000	2440.4228	MHz	PASS

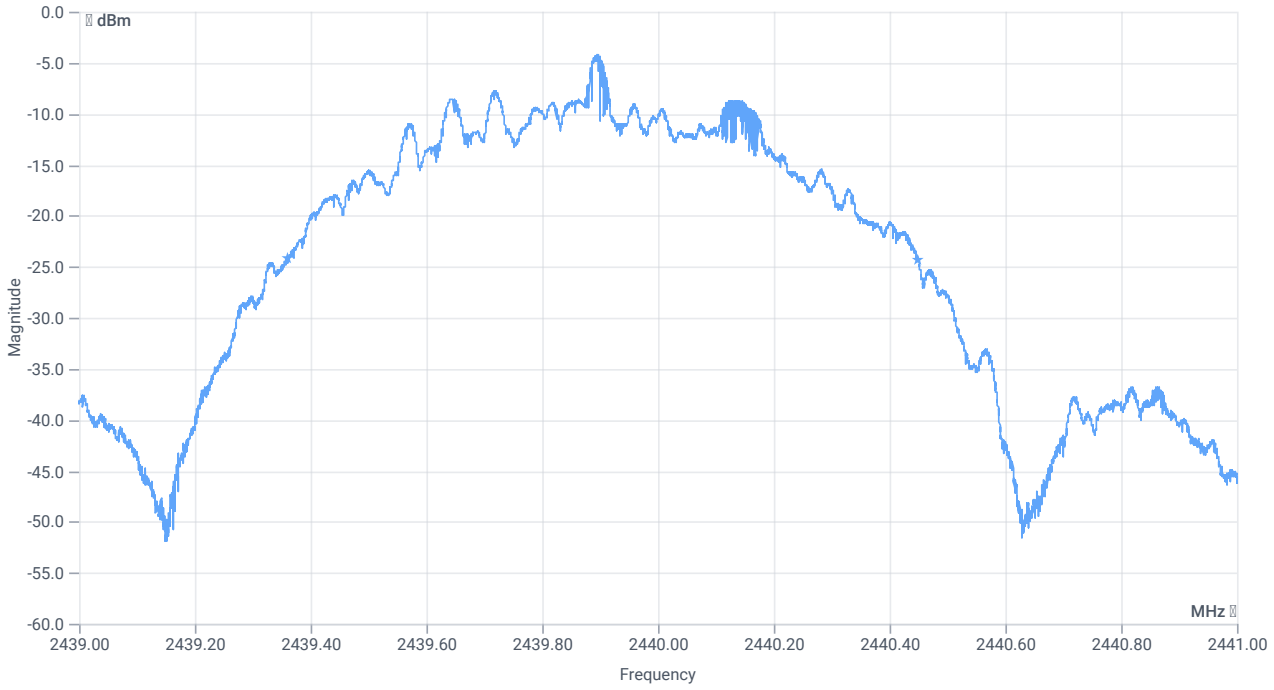

BW 20dB

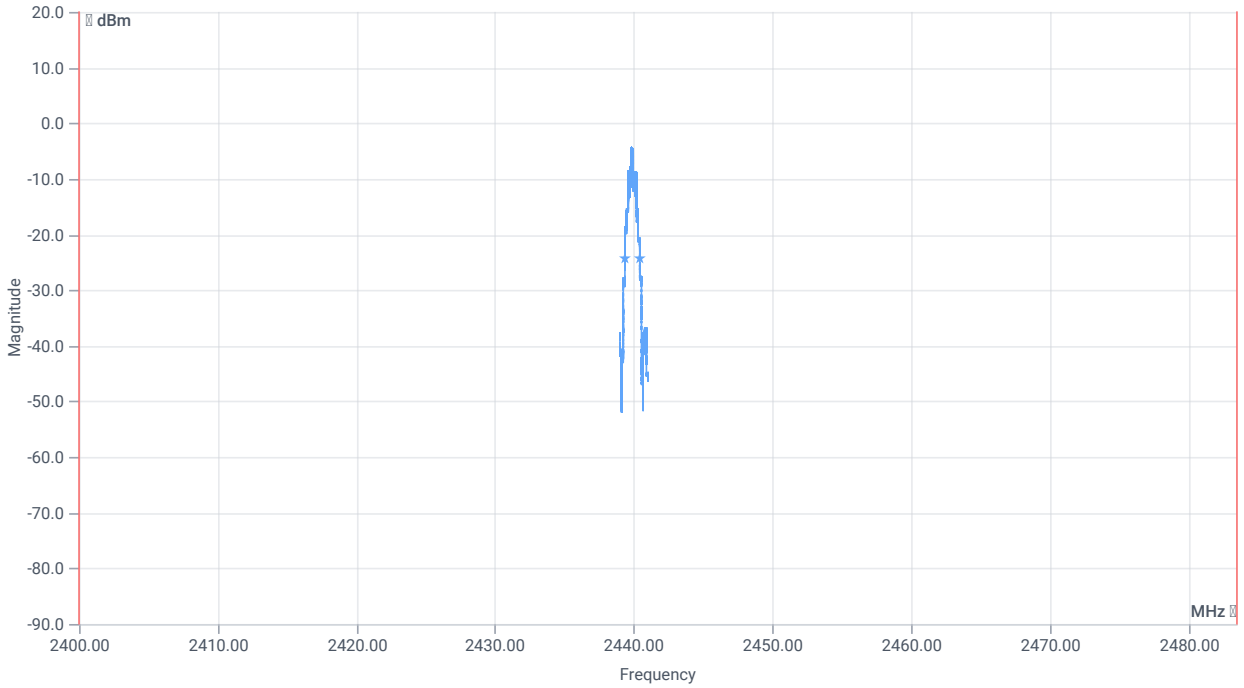

BW within band 20dB

RESULT

DESCRIPTION	LOWER LIMIT	UPPER LIMIT	MEASURED	UNIT	VERDICT
Bandwidth 20dB	---	---	1089	kHz	INFO
T1 20dB	2400.000000	---	2439.3598	MHz	PASS
T2 20dB	---	2483.500000	2440.4488	MHz	PASS

Test at TX 2480 MHz

RESULT: Reference power cond.

DESCRIPTION	LOWER LIMIT	UPPER LIMIT	MEASURED	UNIT	VERDICT
Ref. power 1MHz/1MHz cond.	---	---	-1.42	dBm	INFO
Ref. frequency	---	---	2480.100	MHz	INFO

READ SA SETTINGS:

RefLevel [dBm] | RefLevelOffset [dB] | InpAtt [dB]	3.58 | 9.41 | 10
Start [MHz] | Stop [MHz]	2479.000 | 2481.000
RBW [MHz] | VBW [MHz]	0.020000 | 0.100000
Detector | TraceMode	POS | MAXH
Sweep: time [ms] | count | points per Section | type	50 | 200 | 10001 | SWE

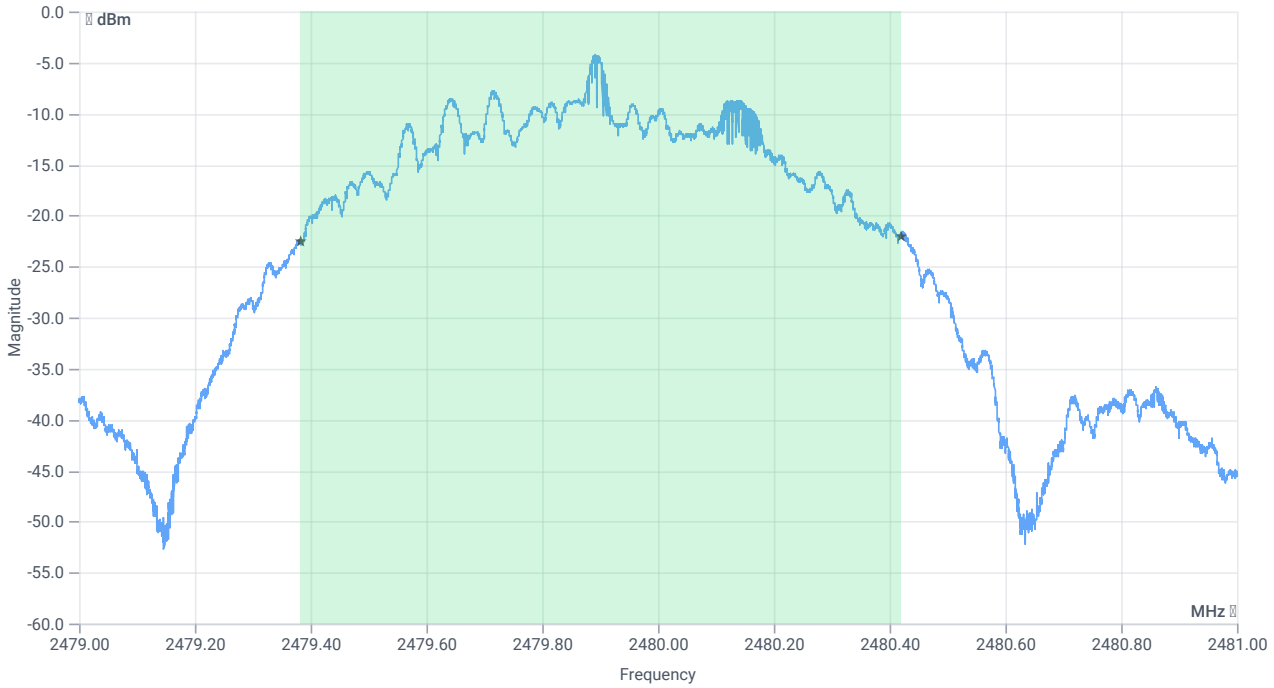

BW 99PCT

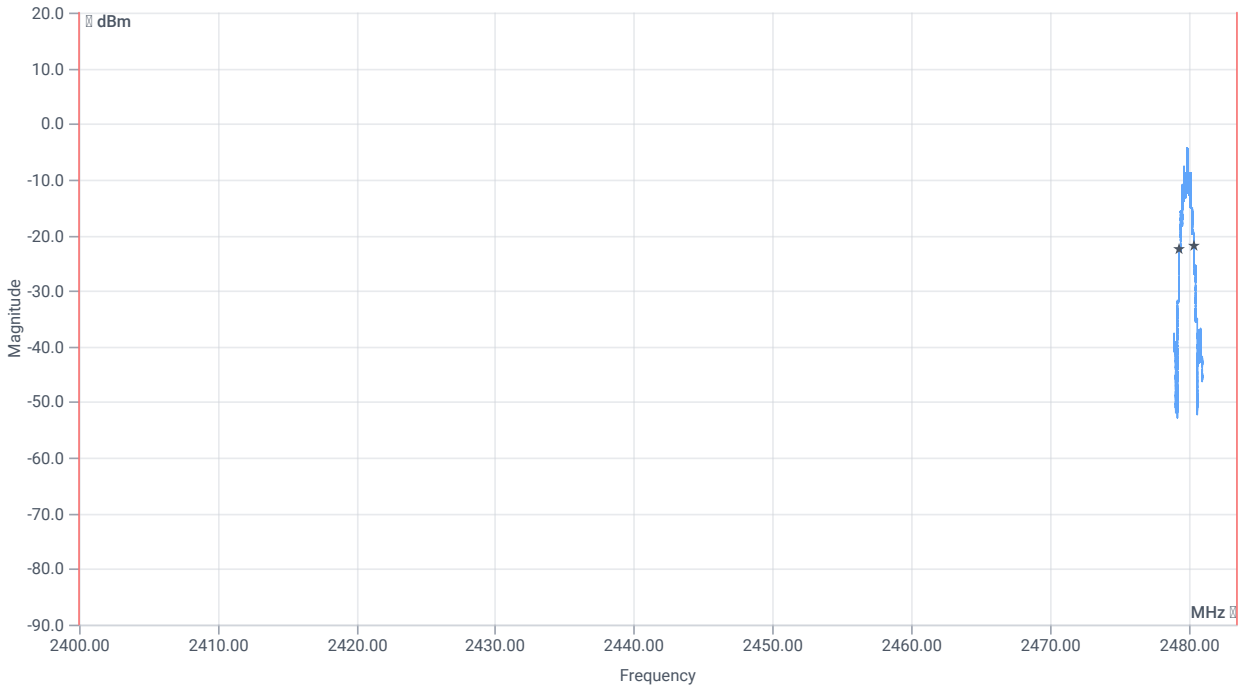

BW within Band 99PCT

RESULT

DESCRIPTION	LOWER LIMIT	UPPER LIMIT	MEASURED	UNIT	VERDICT
Bandwidth 99%	---	---	1037.000	kHz	INFO
T1 99%	2400.000000	---	2479.3839	MHz	PASS
T2 99%	---	2483.500000	2480.4206	MHz	PASS

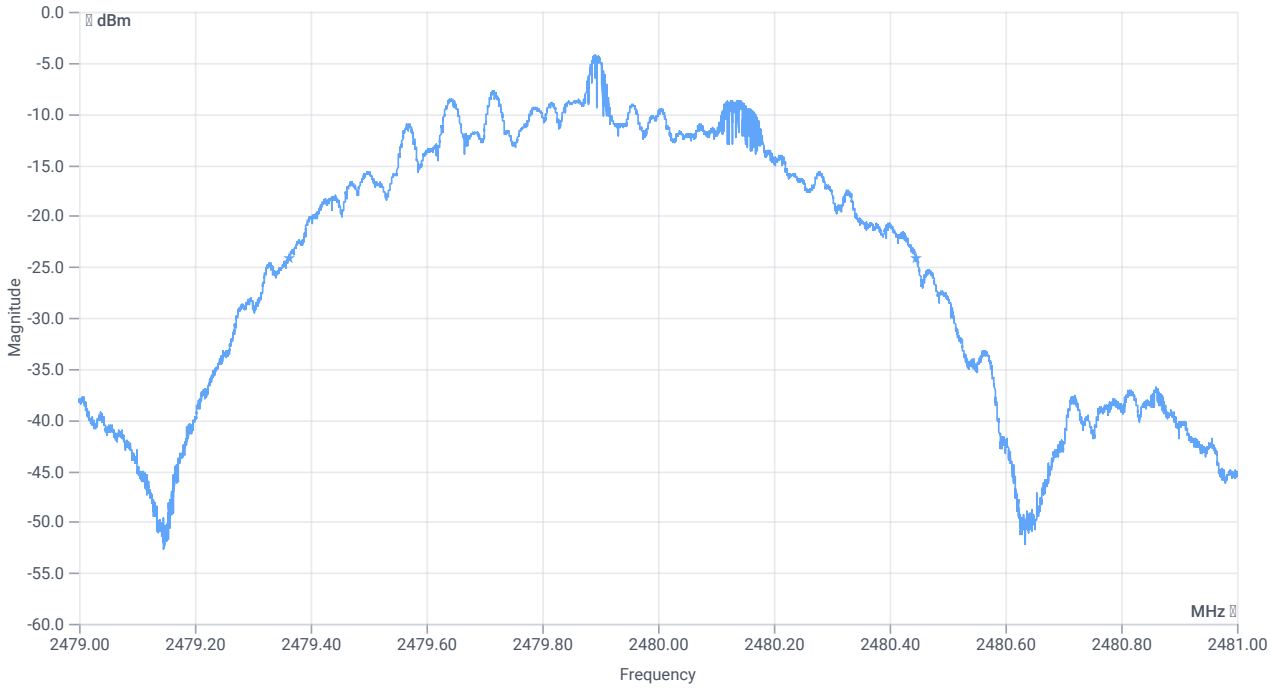

BW 20dB

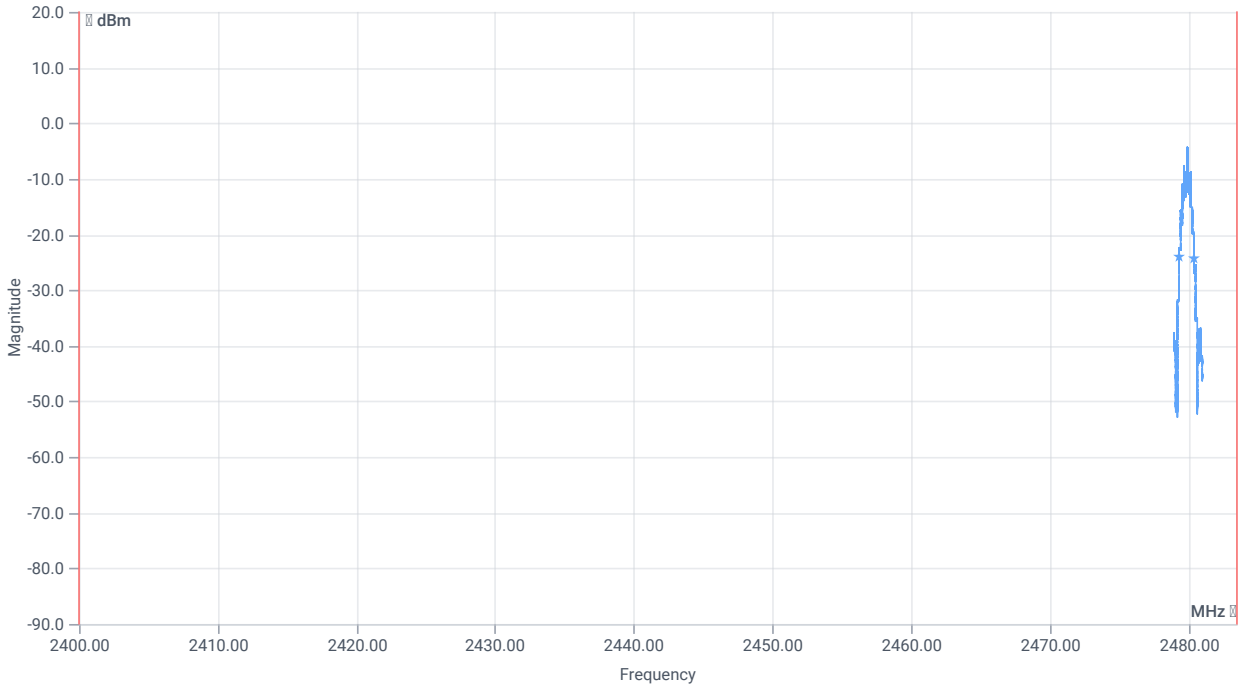

BW within band 20dB

RESULT

DESCRIPTION	LOWER LIMIT	UPPER LIMIT	MEASURED	UNIT	VERDICT
Bandwidth 20dB	---	---	1084	kHz	INFO
T1 20dB	2400.000000	---	2479.3622	MHz	PASS
T2 20dB	---	2483.500000	2480.4466	MHz	PASS

Verdict
PASS

FCC 15.247 # TX spurious conducted 20dBc ~ BT LE 1 Msps

References

TC start	11.11.2025 16:02:59
Ambit temp (test rack) [°C] | humidity [rel%]	not enabled | not enabled
System version	6.0.5.0
Standard | Version	FCC 15.247 | NI
Method	IF DTS then 8.5 DTS emissions in non-restricted frequency bands: Subclause 11.11 of ANSI C63.10 is applicable
Description	FCC 15.247 TX emissions conducted DTS - BT LE 1 Msps
Information	

EUT Common Settings BT Low Energy

Intermodulation value N	3
Image freq. Low | Mid | High [MHz]	0 | 0 | 0
Power class	2
1 Mbps supported	True | TXpayload 255 | RXpayload 255
2 Mbps supported	False | TXpayload 255 | RXpayload 255
Longrange S8 supported	False | TXpayload 255 | RXpayload 255
Longrange S2 supported	False | TXpayload 255 | RXpayload 255
Signaling settings	WS_USB_RS232 | HCI | 4 | 115200 | None | S1 | None | On
Signaling RF settings	RF1com | 0 | 0 | On |
User interaction	No

Equipment

Signal analyzer,Rohde&Schwarz,FSV-30,1321.3008K30/103170,3.70
Switch matrix,cetecom advanced GmbH,USM,A001,1.0.0

Test Parameter

Technology to test	BT LE 1 Msps
EUT port	EUT1
Temperature	nom
Voltage	nom
Frequency low to test	True | Freq [MHz] 2402
Frequency mid to test	True | Freq [MHz] 2440
Frequency high to test	True | Freq [MHz] 2480
Auto control enabled power supply | Climatic Box	No | No
Additional path loss [dB]	0.7
Full path type	EUT_SA_GEN_SIG

Test Parameter

Full path name	EUT1.MP.SIG1/EUT1.SA/EUT1.GEN1/EUT1.GEN2/
Switch bits	00010001:00010001:00000000:00000001

Test at TX 2402 MHz

RESULT: Reference power cond.

DESCRIPTION	LOWER LIMIT	UPPER LIMIT	MEASURED	UNIT	VERDICT
Ref. power 1MHz/1MHz cond.	---	---	-1.23	dBm	INFO
Ref. frequency	---	---	2402.200	MHz	INFO

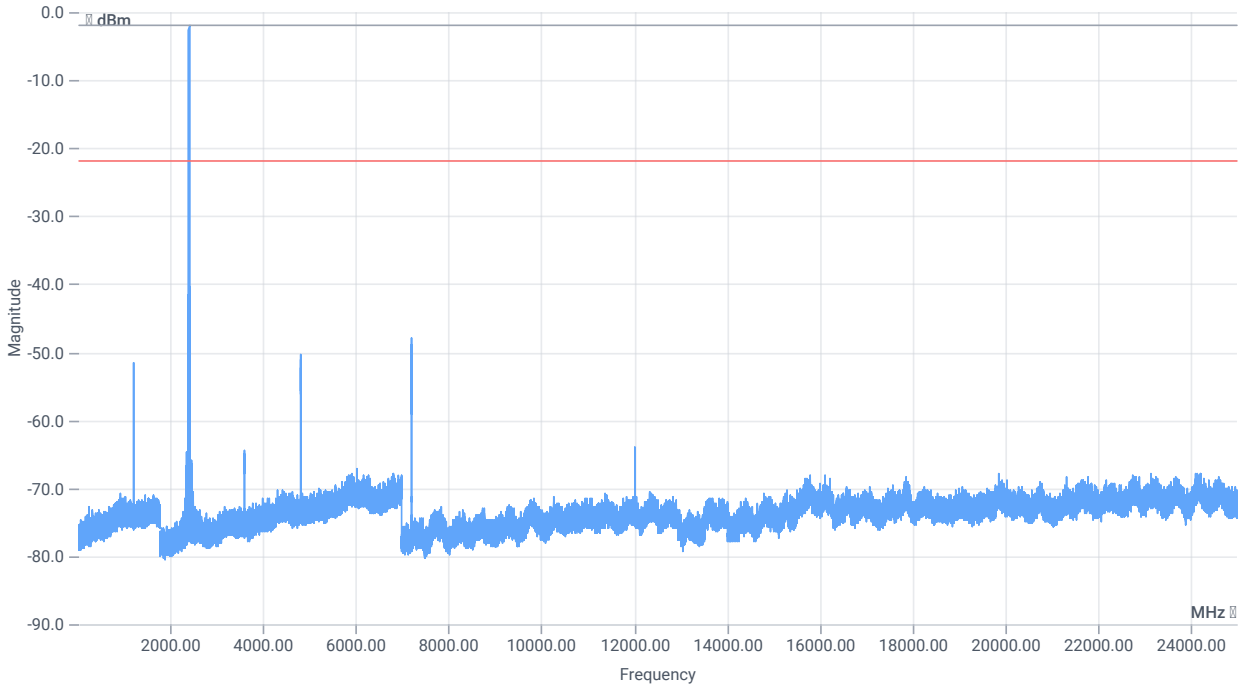

TX emissions

READ SA SETTINGS:

RefLevel [dBm] | RefLevelOffset [dB] | InpAtt [dB]	-1.23 | 17.06 | 0
Start [MHz] | Stop [MHz]	24780.000 | 25000.000
RBW [MHz] | VBW [MHz]	0.100000 | 0.300000
Detector | TraceMode	POS | MAXH
Sweep: time [ms] | count | points per Section | type	200 | 25 | 1501 | SWE

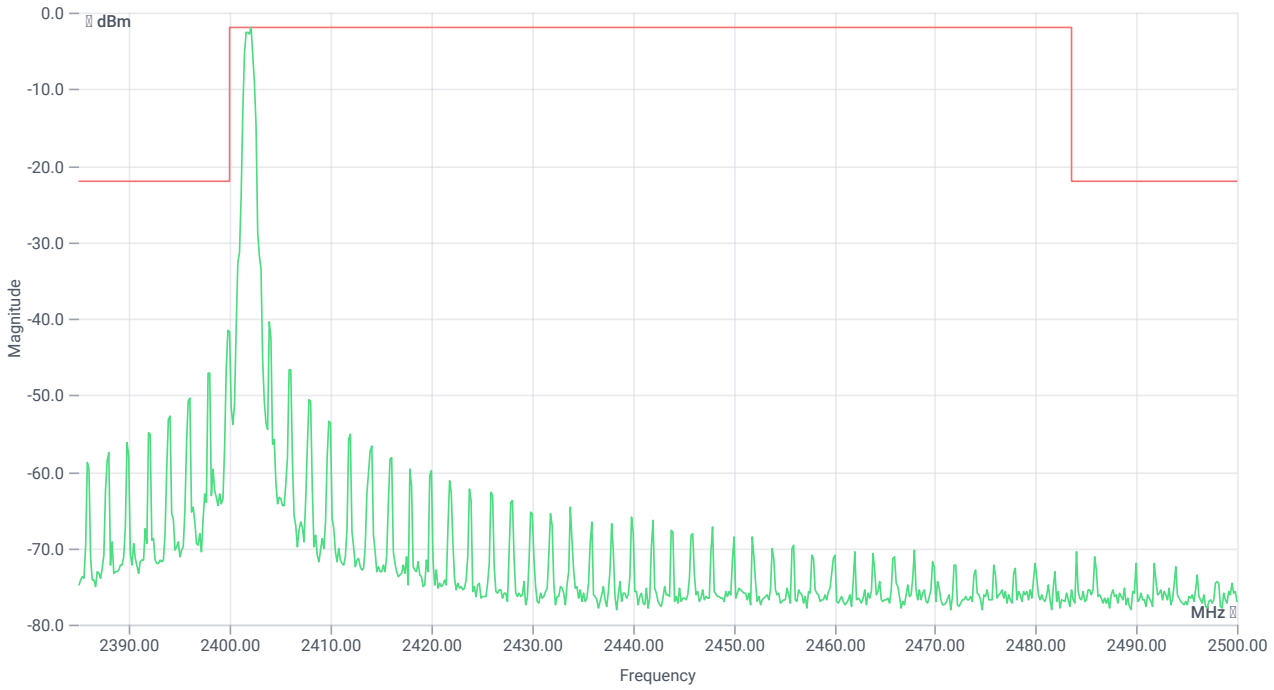

TX emissions band zoomed

RESULT

DESCRIPTION	LOWER LIMIT	UPPER LIMIT	MEASURED	UNIT	VERDICT
Reference @ 2402.17 MHz	---	---	-2.00	dBm	INFO
No peaks detected	---	---			PASS
Lowest margin to limit 2399.833 MHz	0	---	19.51	dB	INFO

Test at TX 2440 MHz

RESULT: Reference power cond.

DESCRIPTION	LOWER LIMIT	UPPER LIMIT	MEASURED	UNIT	VERDICT
Ref. power 1MHz/1MHz cond.	---	---	-1.39	dBm	INFO
Ref. frequency	---	---	2440.100	MHz	INFO

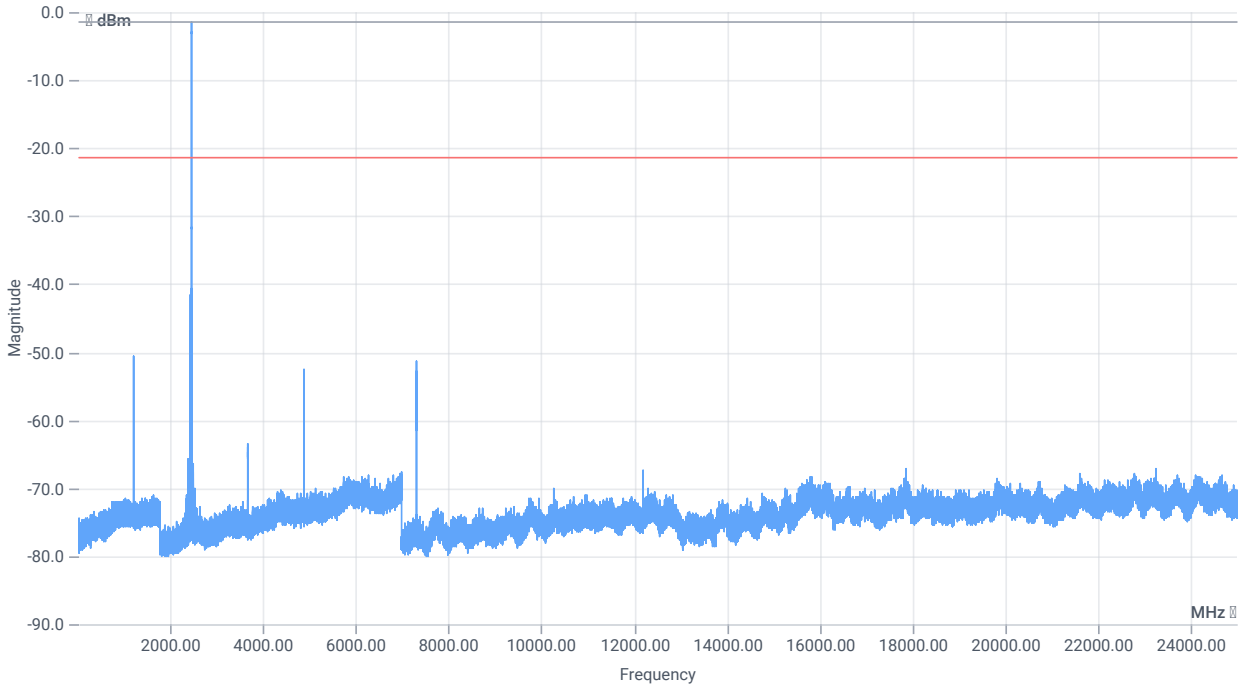

TX emissions

READ SA SETTINGS:

RefLevel [dBm] | RefLevelOffset [dB] | InpAtt [dB]	-1.39 | 17.06 | 0
Start [MHz] | Stop [MHz]	24780.000 | 25000.000
RBW [MHz] | VBW [MHz]	0.100000 | 0.300000
Detector | TraceMode	POS | MAXH
Sweep: time [ms] | count | points per Section | type	200 | 25 | 1501 | SWE

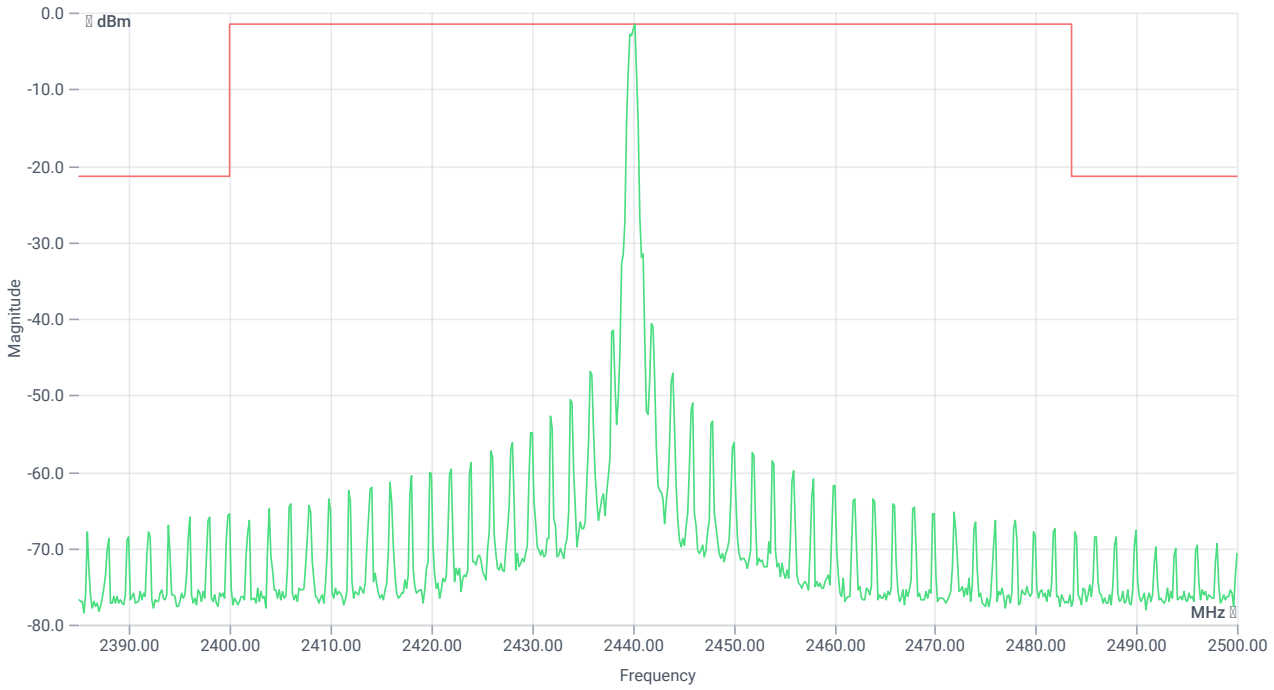

TX emissions band zoomed

RESULT

DESCRIPTION	LOWER LIMIT	UPPER LIMIT	MEASURED	UNIT	VERDICT
Reference @ 2440.17 MHz	---	---	-1.42	dBm	INFO
No peaks detected	---	---			PASS
Lowest margin to limit 1220 MHz	0	---	29.19	dB	INFO

Test at TX 2480 MHz

RESULT: Reference power cond.

DESCRIPTION	LOWER LIMIT	UPPER LIMIT	MEASURED	UNIT	VERDICT
Ref. power 1MHz/1MHz cond.	---	---	-1.41	dBm	INFO
Ref. frequency	---	---	2480.100	MHz	INFO

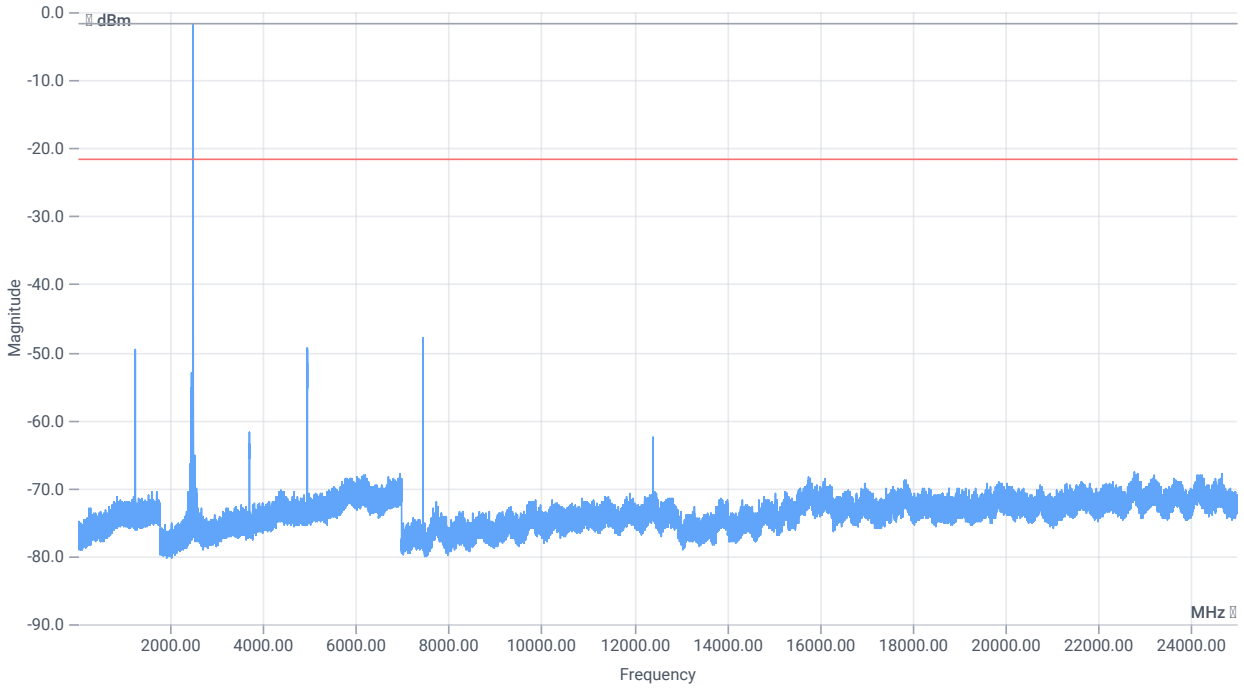

TX emissions

READ SA SETTINGS:

RefLevel [dBm] | RefLevelOffset [dB] | InpAtt [dB]	-1.41 | 17.06 | 0
Start [MHz] | Stop [MHz]	24780.000 | 25000.000
RBW [MHz] | VBW [MHz]	0.100000 | 0.300000
Detector | TraceMode	POS | MAXH
Sweep: time [ms] | count | points per Section | type	200 | 25 | 1501 | SWE

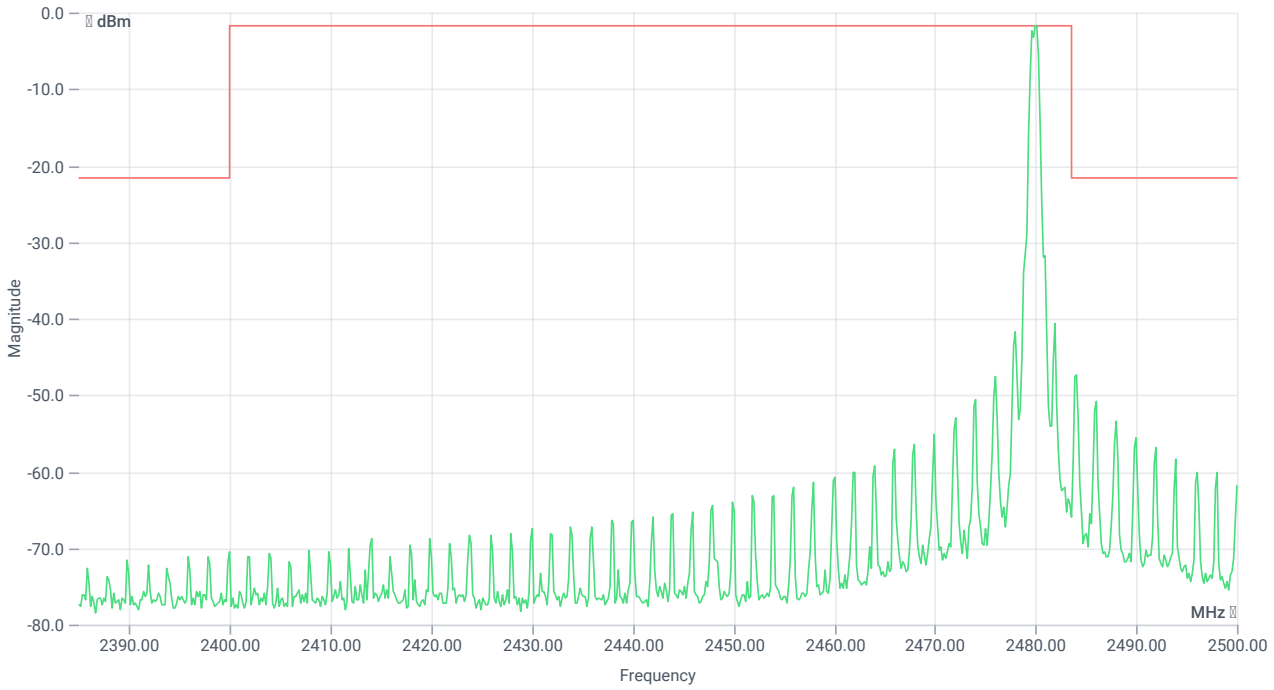

TX emissions band zoomed

RESULT

DESCRIPTION	LOWER LIMIT	UPPER LIMIT	MEASURED	UNIT	VERDICT
Reference @ 2480.00 MHz	---	---	-1.64	dBm	INFO
No peaks detected	---	---			PASS
Lowest margin to limit 2484 MHz	0	---	25.7	dB	INFO

Verdict
PASS

- END OF DOCUMENT -