YH-V3

旋钮式磁吸支架音箱

说明书

请仔细阅读所有说明并保留以备将来使用

使用说明

(1) 不要尝试拆卸设备并更换任何部件，除非手册中有操作方法说明。
(2) 不要将设备暴露在液体、潮湿或湿度中，因为它不是防水产品。
(3) 如果液体进入设备内部，请断开与蓝牙设备的连接并将其移至安全区域。
(4) 不要在手上有水的情况下组装或拆卸设备，以免触电。
(5) 不要将设备暴露在极端高温下，也不要将其丢入火中，因为这会导致爆炸。
(6) 不要将设备置于电磁干扰环境中，以避免故障。

包装清单

	产 品 × 1		Type-C × 1

产品示意图描述

产品规格

蓝牙版本: V 5.3
传输距离: 10米
电池容量: 300毫安时
使用时间:约 1-2小时
充电时间:约2小时
额定输入: 5V ⎓ 500mA
喇叭规格: Φ36毫米
充电产品
将Type- _C充电线连接到5V电源适配器为产品充电。
(提醒:当产品发出"电池电量低"的提示音时，请及时为产品充电)
L ED指示灯状态

产品指示灯	• 充电, 红灯常亮 • 充满电, 红灯灭灯 • 蓝牙未连接手机指示灯, 彩虹跑马灯 • 蓝牙连接和暂停和播放指示灯, 彩虹跑马灯 • 播放音乐, 彩虹跑马灯
产品警报音	• 开机, 提示音, 咚咚 • 蓝牙耳机连接, 提示音, 咚咚咚 • 已断开连接, 提示音, 咚咚咚 • 低电量, 提示音, 滴滴滴

产品操作说明

1. 开机
在关机状态下，顺式针钮以启动机器。

2. 关机
在开机状态下，逆时针钮到头以关闭

3. 配对
步骤1:打开产品按模式键切换蓝牙模式，产品将自动配对。
步骤2:打开智能设备的蓝牙列表，搜索"YH-V3'并连接。

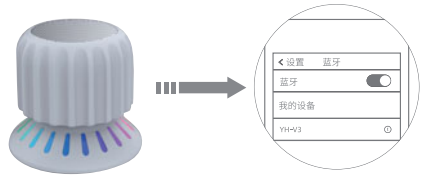

产品中危险物质的名称和含量

产品中危险物质的名称和含量

部件名称	有害物质					
	铅	汞	镉	铬	多溴联苯	二溴联苯醚
印刷电路组件	○	○	○	○	○	○
如小型结构壳等部件	○	○	○	○	○	○

本表格根据SJ/T 11364编制。
○ :表示该部件所有均质材料中危险物质含量低于GB/T 26572中规定的限值要求。
× :表示该部件中至少一种均质材料中危险物质的含量超过GB/T26572中规定的限值要求。

表格中标记为"×"的部分由于全球技术发展的局限性都是有害的物质替代。

印刷电路板组件*:包括印刷电路板及其零件、电子元器件等，根据产品型号不同，您购买的产品可能不包含以上所有组件。

在中华人民共和国境内销售的电子电气产品必须标明本标识，标识中的编号代表该产品正常使用的生态环境保护使用期限。

保修服务

亲爱的用户，此保修卡是您未来保修申请的凭证，请与卖家合作填写并保留，以备将来使用!

用户信息			
用户名		电子邮件	
联系电话		邮政编码	
邮寄地址			

产品信息			
产品名称		产品编号	
产品条形码/序列号/批次号 邮政编码			

供应商信息			
姓名			
地址			
联系电话		邮政编码	
销售日期		发票号	
备注			

YH-V3
合 格 证
产品编号:
生产时间:
质 检 员:
通过

FCC声明

根据FCC规则第15部分，该设备已通过测试，符合B类数字设备的限制要求。这些限制旨在合理保护住宅设施免受有害干扰该设备产生并使用射频能量，如果未按规定安装和使用该设备，可能会对无线电通信造成有害干扰。然而，不能保证特定安装环境中不会发生干扰。如果该设备内置用于无线电或电视接收的功能，且存在有害干扰，则可以通过断开和重新连接设备来检测，同时鼓励用户在尝试通过以下一个或多个步骤来解决问题。

---重新定向或重新定位接收天线。
---增加设备和接收器之间的距离。
---连接到与接收器不同电路的设备插座已连接。
---请咨询经销商或有经验的无线电/电视技术人员以获得帮助。

本设备符合FCC规则第15部分。操作受以下两个条件的限制
(1)该设备不得造成有害干扰。
(2)该设备必须接受任何接收到的干扰，包括可能导致意外操作的干扰。

未经合规责任方明确批准的任何更改或修改，都可能会使用户操作设备的权限失效。
此设备符合FCC针对未受控制环境设定的辐射暴露限制。安装和操作此设备时，辐射源与人体之间应保持至少0厘米的距离。

YH-V3

YH-V3

Rotary magnetic stand speaker

Manual

Please read all instructions carefully and retain for future use

Usage Instruction

(1)Don't attempt to disassemble the unit and change any part,except there is operation method mentioned in the manual.
(2) Don't expose the unit to liquid, moisture or humidity, since it isnot a waterproof product.
(3) Disconnect the unit with your BT device and move it to the safearea if the liquid get inside the unit.
(4)Don't assemble or disassemble the unit to avoid electric shock,if there is water on your hands.
(5)Don't expose the unit to extremely high temperature or disposeof the unit in fire as it will result in an explosion.
(6)Don't place the unit in an electromagnetic interferenceenvironment to avoid malfunction.

Packing list

	Product × 1		Type-C × 1

Product schematic description

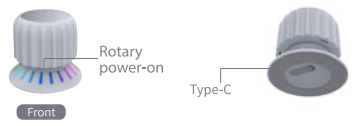

Product specification

Bluetooth version:V5.3
Transmission distance:10M
Battery capacity: 300mAh
Usage time: approximately 1- 2 hours
Charging time: approximately 2 hour
Rated input:5V⎓500mA
Horn Specification:Φ36 mm

Charging products
Connect the Type-C charging cable for charging the product to the 5V power adapter.
(Reminder: When the product sounds "Battery Low", please charge the product in time.)

LED Indicator Status

Product indicator light	• Charging, the red light remains on constantly • When fully charged, the red light goes out • The basket teeth are not connected to the mobile phone indicator light, but the rainbow marquee light • Bluetooth connection and pause and play indicator lights, rainbow marquee lights • Play music and a rainbow marquee
Product Alert Tone	• Startup, prompt tone, dong dong • Bluetooth headset connection, prompt tone, thump thump thump • Disconnected, prompt sound, dong dong dong • Low battery, prompt sound, beep beep beep

Product operating instructions

1. Turn on
In the off state, press the forward pin button to start the machine.

2. Shut down
When the device is on, turn the knob counterclockwise to the end to close it.

3. Pair
Step 1: Turn on the product Press the mode key to switch Bluetooth mode, and the product will automatically pair.
Step 2: Open the Bluetooth list of smart devices, search for "C-280" and connect.

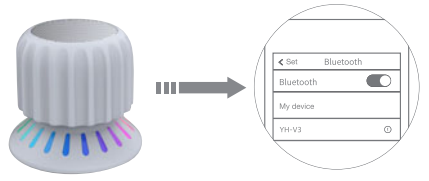

Name and content of hazardous substances in products

Name and content of hazardous substances in products

Part Name	Harmful materials					
	Pb	Hg	Cd	Cr(VI)	PBB	PBDE
Printed circuit assembly	○	○	○	○	○	○
Small structural parts such as shell	○	○	○	○	○	○

This form is compiled in accordance with SJ/T 11364.
○ : Indicates that the content of the hazardous substance in all homogeneous materials of the part is in Below the limit requirements specified in GB/T 26572.
× : Indicates that the content of the hazardous substance in at least one of the homogeneous materials of the part exceeds The limit requirements specified in GB/T 26572.
The parts marked with "X" on the form are all harmful due to the limitations of global technological development.Substitution of substances.

Printed circuit board components*: including printed circuit boards and their parts, electronic components, etc.,Depending on the product model, the product you purchased may not contain all the above components

Electronic and electrical products sold in the People's Republic of China must mark this Logo, the number in the logo represents the product under normal use Environmental protection use period.

Warranty Service

Dear user, this warranty card is the proof of your future warranty application, please cooperate with the seller to fill it out and keep it for future use!

User info			
User name		Email	
Contact number		Postal code	
Mailing address			

Product information			
Product name		Product number	
Product barcode / Serial number / Batch number			

Vendor information			
Name			
Address			
Contact number		Postal code	
Sales date		Invoice number	
Remark			

YH-V3
Certificate of Approval
Product No:
Production Time:
QC:
PASS

FCCStatement

According to Part 15 of the FCC Rules, this device has been tested to meet the restrictions for Class B digital devices. These restraining decrees In providing reasonable protection against harmful disturbances in residential facilities. The device generates and uses radiofrequency energy,If this instruction is not installed and used in accordance with the regulations, it may cause harmful interference to radio communications. However, there are There is no guarantee that interference will not occur in a particular installation. If this device has built for radio or television reception Into harmful interference, the device can be determined by turning it off and on when the user is encouraged to try to pass through one or Several more measures below

——Redirect or reposition the receiving antenna.
——Increase the distance between device and receiver.
——Sockets connected to devices on circuits different from the receiver are connected.
——Please consult a dealer or experienced radio/TV technician for assistance.

This device complies with Part 15 of the FCC Rules. The operation is restricted by the following two conditions
(1) The device shall not cause harmful interference.
(2) The device must accept any received interference, including interference that may cause unexpected operation.
Changes or modifications that are not explicitly approved by the compliance responsible party may invalidate the user's permission to operate the device.

This equipment complies with FCC radiation exposure limits set forth for an uncontrolled environment. This equipment should be installed and operated with minimum distance 0cm between the radiator and your body.

YH-V3