# FCC Test Report

Report No.: AGC15733260602FR01

| | | |
|---|---|---|
| **FCC ID** | : | 2BSIICP-10 |
| **APPLICATION PURPOSE** | : | Original Equipment |
| **PRODUCT DESIGNATION** | : | IP/POC TWO WAY RADIO |
| **BRAND NAME** | : | MOHANTON, LISHENG, YSHON |
| **MODEL NAME** | : | CP-10, H313 |
| **APPLICANT** | : | SkyConnex Communications Limited |
| **DATE OF ISSUE** | : | Jun. 26, 2026 |
| **STANDARD(S)** | : | FCC Part 22 Subpart H<br>FCC Part 24 Subpart E<br>FCC Part 27 Subpart D/G/L/M |
| **REPORT VERSION** | : | V1.0 |

Attestation of Global Compliance (Shenzhen) Co., Ltd.

Any report having not been signed by authorized approver, or having been altered without authorization, or having not been stamped by the "Dedicated Testing/Inspection Stamp" is deemed to be invalid. Copying or excerpting portion of, or altering the content of the report is not permitted without the written authorization of AGC. The test results presented in the report apply only to the tested sample. Any objections to report issued by AGC should be submitted to AGC within 15days after the issuance of the test report. Further enquiry of validity or verification of the test report should be addressed to AGC by agc01@agccert.com.

Attestation of Global Compliance(Shenzhen)Co., Ltd
Attestation of Global Compliance(Shenzhen)Std & Tech Co., Ltd
Tel: +86-755 2523 4088 E-mail: agc@agccert.com Web: http://www.agccert.com/

## Report Revise Record

| Report Version | Revise Time | Issued Date | Valid Version | Notes |
|---|---|---|---|---|
| V1.0 | / | Jun. 26, 2026 | Valid | Initial Release |

Any report having not been signed by authorized approver, or having been altered without authorization, or having not been stamped by the "Dedicated Testing/Inspection Stamp" is deemed to be invalid. Copying or excerpting portion of, or altering the content of the report is not permitted without the written authorization of AGC. The test results presented in the report apply only to the tested sample. Any objections to report issued by AGC should be submitted to AGC within 15days after the issuance of the test report. Further enquiry of validity or verification of the test report should be addressed to AGC by agc01@agccert.com.

## Table of Contents

**1. General Information** ..... **5**
**2. Product Information** ..... **6**
2.1 Product Technical Description ..... 6
2.2 Related Submittal(S) / Grant (S) ..... 8
2.3 Test Methodology ..... 8
2.4 Device Capabilities ..... 8
2.5 Special Accessories ..... 9
2.6 Equipment Modifications ..... 9
2.7 Emission Designator ..... 9
**3. Test Environment** ..... **10**
3.1 Address of The Test Laboratory ..... 10
3.2 Test Facility ..... 10
3.3 Environmental Conditions ..... 11
3.4 Measurement Uncertainty ..... 11
3.5 List of Test Equipment ..... 12
**4. System Test Configuration** ..... **14**
4.1 EUT Configuration ..... 14
4.2 EUT Exercise ..... 14
4.3 Configuration of EUT System ..... 14
4.4 Equipment Used in Tested System ..... 14
**5. Summary of Test Results** ..... **15**
5.1 Test Condition: Conducted Test ..... 15
5.2 Test Condition: Radiated Test ..... 15
**6. Description of Test Modes** ..... **16**
**7. Conducted Output Power** ..... **22**
7.1 Provisions Applicable ..... 22
7.2 Measurement Procedure ..... 22
7.3 Measurement Setup ..... 22
7.4 Measurement Result ..... 22
**8. Radiated Power** ..... **23**
8.1 Provisions Applicable ..... 23
8.2 Measurement Procedure ..... 24
8.3 Measurement Setup ..... 24
8.4 Measurement Result ..... 26
**9. Peak-To-Average Ratio** ..... **47**
9.1 Provisions Applicable ..... 47
9.2 Measurement Procedure ..... 47
9.3 Measurement Setup ..... 48

Any report having not been signed by authorized approver, or having been altered without authorization, or having not been stamped by the "Dedicated Testing/Inspection Stamp" is deemed to be invalid. Copying or excerpting portion of, or altering the content of the report is not permitted without the written authorization of AGC. The test results presented in the report apply only to the tested sample. Any objections to report issued by AGC should be submitted to AGC within 15days after the issuance of the test report. Further enquiry of validity or verification of the test report should be addressed to AGC by agc01@agccert.com.

9.4 Measurement Result ..... 48
**10 Spurious and Harmonic Emissions at Antenna Terminal ..... 49**
10.1 Provisions Applicable ..... 49
10.2 Measurement Procedure ..... 50
10.3 Measurement Setup ..... 50
10.4 Measurement Result ..... 50
**11. Radiated Spurious Emission ..... 51**
11.1 Provisions Applicable ..... 51
11.2 Measurement Procedure ..... 51
11.3 Measurement Setup ..... 52
11.4 Measurement Result ..... 53
**12. Frequency Stability / Variation of Ambient Temperature ..... 66**
12.1 Provisions Applicable ..... 66
12.2 Measurement Procedure ..... 66
12.3 Measurement Setup ..... 67
12.4 Measurement Result ..... 67
**13. 99% Occupied Bandwidth and 26dB Emission Bandwidth ..... 68**
13.1 Provisions Applicable ..... 68
13.2 Measurement Procedure ..... 68
13.3 Measurement Setup ..... 68
13.4 Measurement Result ..... 68
**14. Band Edge Measurement ..... 69**
14.1 Provisions Applicable ..... 69
14.2 Measurement Procedure ..... 69
14.3 Measurement Setup ..... 70
14.4 Measurement Result ..... 71
**Appendix I Photographs of Test Setup ..... 72**
**Appendix II: Photographs of EUT ..... 72**

Any report having not been signed by authorized approver, or having been altered without authorization, or having not been stamped by the "Dedicated Testing/Inspection Stamp" is deemed to be invalid. Copying or excerpting portion of, or altering the content of the report is not permitted without the written authorization of AGC. The test results presented in the report apply only to the tested sample. Any objections to report issued by AGC should be submitted to AGC within 15days after the issuance of the test report. Further enquiry of validity or verification of the test report should be addressed to AGC by agc01@agccert.com.

## 1. General Information

| | |
|---|---|
| Applicant | SkyConnex Communications Limited |
| Address | Room 3601, 36/F Lippo Centre, Tower Two, 89 Queensway, Hong Kong |
| Manufacturer | Lisheng Communications Co., Ltd. |
| Address | 5#, Chongxiang St., Econ & Tech. Area, Quanzhou, Fujian, China |
| Factory | Lisheng Communications Co., Ltd. |
| Address | 5#, Chongxiang St., Econ & Tech. Area, Quanzhou, Fujian, China |
| Product Designation | IP/POC TWO WAY RADIO |
| Brand Name | MOHANTON, LISHENG, YSHON |
| Test Model | CP-10 |
| Series Model(s) | H313 |
| Difference Description | Except for the model name and trademark, everything else is identical. |
| Date of receipt of test item | Jun. 09, 2026 |
| Date of Test | Jun. 09, 2026~Jun. 18, 2026 |
| Deviation from Standard | No any deviation from the test method |
| Condition of Test Sample | Normal |
| Test Result | Pass |
| Test Report Form No | AGCER-FCC-LTE-V1 |

Note: The test results of this report relate only to the tested sample identified in this report.

| | | |
|---|---|---|
| Prepared By | Bibo Zhang<br>(Project Engineer) | Jun. 26, 2026 |
| Reviewed By | Jack Gui<br>(Reviewer) | Jun. 26, 2026 |
| Approved By | Angela Li<br>(Authorized Officer) | Jun. 26, 2026 |

Any report having not been signed by authorized approver, or having been altered without authorization, or having not been stamped by the "Dedicated Testing/Inspection Stamp" is deemed to be invalid. Copying or excerpting portion of, or altering the content of the report is not permitted without the written authorization of AGC. The test results presented in the report apply only to the tested sample. Any objections to report issued by AGC should be submitted to AGC within 15days after the issuance of the test report. Further enquiry of validity or verification of the test report should be addressed to AGC by agc01@agccert.com.

## 2. Product Information

### 2.1 Product Technical Description

| | | | | |
|---|---|---|---|---|
| Support Networks | LTE Function | | | |
| Hardware Version | V1.1 | | | |
| Software Version | V1.0 | | | |
| Support Frequency Band | ☒ FDD Band 2 | ☒ FDD Band 4 | ☒ FDD Band 5 | ☒ FDD Band 7 |
| | ☒ FDD Band 12 | ☒ FDD Band 13 | ☐ FDD Band 14 | ☒ FDD Band 17 |
| | ☒ TDD Band 38 | ☒ TDD Band 40 | ☒ TDD Band 41 | ☒ FDD Band 66 |
| | ☐ FDD Band 71 | (U.S. Bands) | | |
| | ☐ FDD Band 1 | ☐ FDD Band 3 | ☐ FDD Band 8 | ☐ FDD Band 19 |
| | ☐ FDD Band 20 | ☐ FDD Band 28 | ☐ TDD Band 38 | ☐ TDD Band 39 |
| | (Non-U.S. Bands) | | | |
| TX Frequency Range | LTE-Band 2 | 1850.7 MHz – 1909.3 MHz---(1.4MHz) | | |
| | | 1851.5 MHz – 1908.5 MHz---(3.0MHz) | | |
| | | 1852.5 MHz – 1907.5 MHz---(5.0MHz) | | |
| | | 1855.0 MHz – 1905.0 MHz---(10.0MHz) | | |
| | | 1857.5 MHz – 1902.5 MHz---(15.0MHz) | | |
| | | 1860.0 MHz – 1900.0 MHz---(20.0MHz) | | |
| | LTE-Band 4 | 1710.7 MHz – 1754.3 MHz---(1.4MHz) | | |
| | | 1711.5 MHz – 1753.5 MHz---(3.0MHz) | | |
| | | 1712.5 MHz – 1752.5 MHz---(5.0MHz) | | |
| | | 1715.0 MHz – 1750.0 MHz---(10.0MHz) | | |
| | | 1717.5 MHz – 1747.5 MHz---(15.0MHz) | | |
| | | 1720.0 MHz – 1745.0 MHz---(20.0MHz) | | |
| | LTE-Band 5 | 824.7 MHz – 848.3 MHz---(1.4MHz) | | |
| | | 825.5 MHz – 847.5MHz---(3.0MHz) | | |
| | | 826.5 MHz – 846.5 MHz---(5.0MHz) | | |
| | | 829.0 MHz – 844.0 MHz---(10.0MHz) | | |
| | LTE-Band 7 | 2502.5 MHz – 2567.5 MHz---(5.0MHz) | | |
| | | 2505.0 MHz – 2565.0 MHz---(10.0MHz) | | |
| | | 2507.5 MHz – 2562.5 MHz---(15.0MHz) | | |
| | | 2510.0 MHz – 2560.0 MHz---(20.0MHz) | | |
| | LTE-Band 12 | 699.7 MHz – 715.3 MHz---(1.4MHz) | | |
| | | 700.5 MHz – 714.5 MHz---(3.0MHz) | | |
| | | 701.5 MHz – 713.5 MHz---(5.0MHz) | | |
| | | 704.0 MHz – 711.0 MHz---(10.0MHz) | | |

Any report having not been signed by authorized approver, or having been altered without authorization, or having not been stamped by the "Dedicated Testing/Inspection Stamp" is deemed to be invalid. Copying or excerpting portion of, or altering the content of the report is not permitted without the written authorization of AGC. The test results presented in the report apply only to the tested sample. Any objections to report issued by AGC should be submitted to AGC within 15days after the issuance of the test report. Further enquiry of validity or verification of the test report should be addressed to AGC by agc01@agccert.com.

| | | |
|---|---|---|
| | LTE-Band 13 | 779.5 MHz – 784.5 MHz---(5.0MHz) |
| | | 782.0 MHz – 782.0 MHz---(10.0MHz) |
| | LTE-Band 17 | 706.5 MHz – 713.5 MHz---(5.0MHz) |
| | | 709.0 MHz – 711.0 MHz---(10.0MHz) |
| | LTE-Band 38 | 2572.5 MHz –2617.5 MHz---(5.0MHz) |
| | | 2575.0 MHz –2615.0 MHz---(10.0MHz) |
| | | 2577.5 MHz –2612.5 MHz---(15.0MHz) |
| | | 2580.0 MHz –2610.0 MHz---(20.0MHz) |
| | LTE-Band 40 (Lower Side) | 2307.5 MHz-2312.5 MHz---(5MHz) |
| | | 2310.0 MHz---(10.0MHz) |
| | LTE-Band 40 (Upper Side) | 2352.5 MHz-2357.5 MHz---(5.0MHz) |
| | | 2355.0 MHz---(10.0MHz) |
| | LTE-Band 41 | 2498.5 MHz –2687.5 MHz---(5.0MHz) |
| | | 2501.0 MHz –2685.0 MHz---(10.0MHz) |
| | | 2503.5 MHz –2682.5 MHz---(15.0MHz) |
| | | 2506.0 MHz –2680.0 MHz---(20.0MHz) |
| | LTE-Band 66 | 1710.7 MHz – 1779.3 MHz---(1.4MHz) |
| | | 1711.5 MHz – 1778.5 MHz---(3.0MHz) |
| | | 1712.5 MHz – 1777.5 MHz---(5.0MHz) |
| | | 1715.0 MHz – 1775.0 MHz---(10.0MHz) |
| | | 1717.5 MHz – 1772.5 MHz---(15.0MHz) |
| | | 1720.0 MHz – 1770.0 MHz---(20.0MHz) |
| Type of Modulation | QPSK/16QAM | |
| Antenna Designation | PIFA Antenna | |
| Antenna gain | Band 2:-1.1dBi, Band 4:-0.45dBi, Band 5:-5.15dBi, Band 7:-1.87dBi, Band 12:-6.78dBi, Band 13:-6.58dBi, Band 17:-6.55dBi, Band 38:-1.59dBi, Band40:-1.95dBi, Band 41:-1.47dBi, Band 66:-0.58dBi, | |
| Power Supply | DC 3.85V 950mAh by battery | |
| Single Card | LTE Card Slot | |
| Power Class | 3 | |
| Extreme Vol. Limits | DC3.27 V to 4.40V (Normal:3.85V) | |
| Extreme Temp. Tolerance | -30 °C to +50 °C | |
| Temperature range | -20℃ to +50℃ | |
| **Note:** The High Voltage DC4.35V and Low Voltage DC3.27V were declared by manufacturer, The EUT couldn't be operating normally with higher or lower voltage.. | | |

Any report having not been signed by authorized approver, or having been altered without authorization, or having not been stamped by the "Dedicated Testing/Inspection Stamp" is deemed to be invalid. Copying or excerpting portion of, or altering the content of the report is not permitted without the written authorization of AGC. The test results presented in the report apply only to the tested sample. Any objections to report issued by AGC should be submitted to AGC within 15days after the issuance of the test report. Further enquiry of validity or verification of the test report should be addressed to AGC by agc01@agccert.com.

### 2.2 Related Submittal(S) / Grant (S)

This submittal(s) (test report) is intended for FCC ID: **2BSIICP-10,** filing to comply with Part 2, Part 22/24/27of the Federal Communication Commission rules.

### 2.3 Test Methodology

The tests were performed according to following standards:

| No. | Identity | Document Title |
|---|---|---|
| 1 | 47 CFR FCC Part 2 | Frequency allocations and radio treaty matters, general rules and regulations. |
| 2 | 47 CFR FCC Part 22 | Public Mobile Services. |
| 3 | 47 CFR FCC Part 24 | Personal Communications Services. |
| 4 | 47 CFR FCC Part 27 | Miscellaneous Wireless Communications Services. |
| 5 | ANSI C63.26-2015 | American National Standard for Compliance Testing of Transmitters Used in Licensed Radio Services |
| 6 | ANSI/TIA-603-E-2016 | Land Mobile FM or PM Communications Equipment Measurement and Performance Standards |
| 7 | KDB 971168 | D01 v03r01 Measurement Guidance For Certification Of Licensed Digital Transmitters. |

### 2.4 Device Capabilities

This device contains the following capabilities:

- Multi-Band LTE.
- This device uses a tuner circuit that dynamically updates the antenna impedance parameters to optimize antenna performance for certain bands and modes of operation. The tuner for this device was set to simulate a "free space"condition where the transmit antenna is matched to the medium into which it is transmitting and, thus, the power is at its maximum level.
- ➢ LTE Band 12 (698 - 716 MHz) overlaps the entire frequency range of LTE Band 17 (704 - 716 MHz). Therefore,test data provided in this report covers Band 17 as well as Band 12.
- ➢ LTE Band 66 (1710-1780 MHz) overlaps the entire frequency range of LTE Band 4 (1710 - 1755 MHz). Therefore,test data provided in this report covers Band 4 as well as Band 66.
- ➢ LTE Band 41 (2496-2690 MHz) overlaps the entire frequency range of LTE Band 38 (2560 - 2620 MHz). Therefore, test data provided in this report covers Band 41 as well as Band 38.
- The above inclusion relationship is only a statement of the frequency coverage between the LTE working bands, and the actual supported frequency bands are subject to the reported data.
- For emissions from 1GHz – 18GHz, low, mid, and high channels were tested with highest power and worst case configuration.
- The emissions below 1GHz and above 18GHz were tested with the highest transmitting power channel and the worst case configuration.
- The EUT was manipulated through three orthogonal planes of X-orientation (flatbed), Y-orientation (landscape),and Z-orientation (portrait) during the testing. Only the worst case emissions were reported in this test report.

Any report having not been signed by authorized approver, or having been altered without authorization, or having not been stamped by the "Dedicated Testing/Inspection Stamp" is deemed to be invalid. Copying or excerpting portion of, or altering the content of the report is not permitted without the written authorization of AGC. The test results presented in the report apply only to the tested sample. Any objections to report issued by AGC should be submitted to AGC within 15days after the issuance of the test report. Further enquiry of validity or verification of the test report should be addressed to AGC by agc01@agccert.com.

### 2.5 Special Accessories

The battery was supplied by the applicant were used as accessories and being tested with EUT intended for FCC grant together.

### 2.6 Equipment Modifications

Not available for this EUT intended for grant.

### 2.7 Emission Designator

**GSM Emission Designator**

**Emission Designator = 249KGXW**
GSM BW = 249 kHz
G = Phase Modulation
X = Cases not otherwise covered
W = Combination (Audio/Data)

**EDGE Emission Designator**

**Emission Designator = 249KG7W**
GSM BW = 249 kHz
G = Phase Modulation
7 = Quantized/Digital Info
W = Combination (Audio/Data)

**WCDMA Emission Designator**

**Emission Designator = 4M17F9W**
WCDMA BW = 4.17 MHz
F = Frequency Modulation
9 = Composite Digital Info
W = Combination (Audio/Data)

**QPSK Modulation**

**Emission Designator = 4M48G7D**
LTE BW = 4.48 MHz
G = Phase Modulation
7 = Quantized/Digital Info
D = Data transmission; telemetry; telecommand

**QAM Modulation**

**Emission Designator = 4M48W7D**
LTE BW = 4.48 MHz
W = Amplitude/Angle Modulated
7 = Quantized/Digital Info
D = Data transmission; telemetry; telecommand

Any report having not been signed by authorized approver, or having been altered without authorization, or having not been stamped by the "Dedicated Testing/Inspection Stamp" is deemed to be invalid. Copying or excerpting portion of, or altering the content of the report is not permitted without the written authorization of AGC. The test results presented in the report apply only to the tested sample. Any objections to report issued by AGC should be submitted to AGC within 15days after the issuance of the test report. Further enquiry of validity or verification of the test report should be addressed to AGC by agc01@agccert.com.

# 3. Test Environment

## 3.1 Address of The Test Laboratory

Laboratory: Attestation of Global Compliance (Shenzhen) Co., Ltd

Address: 101 & 201, Building 19(B5), Junfeng Industrial Park, Chongqing Road, P.R.C.

## 3.2 Test Facility

The test facility is recognized, certified, or accredited by the following organizations:

**CNAS-Lab Code: L5488**

Attestation of Global Compliance (Shenzhen) Co., Ltd. has been assessed and proved to follow CNAS-CL01 Accreditation Criteria for Testing and Calibration Laboratories (identical to ISO/IEC17025: 2017 General Requirements for the Competence of Testing and Calibration Laboratories).

**A2LA-Lab Cert. No.: 5054.02**

Attestation of Global Compliance (Shenzhen) Co., Ltd. EMC Laboratory has been accredited by A2LA for technical competence in the field of electrical testing, and proved to follow ISO/IEC 17025: 2017 General Requirements for the Competence of Testing and Calibration Laboratories and any additional program requirements in the identified field of testing.

**FCC-Registration No.: 975832**

Attestation of Global Compliance (Shenzhen) Co., Ltd. EMC Laboratory has been registered and fully described in a report filed with the FCC (Federal Communications Commission). The acceptance letter from the FCC is maintained in our files with Registration 975832.

**IC-Registration No.: 24842 (CAB identifier: CN0063)**

Attestation of Global Compliance (Shenzhen) Co., Ltd. EMC Laboratory has been registered and fully described in a report filed with the Certification and Engineering Bureau of Industry Canada. The acceptance letter from the IC is maintained in our files with Registration 24842.

Any report having not been signed by authorized approver, or having been altered without authorization, or having not been stamped by the "Dedicated Testing/Inspection Stamp" is deemed to be invalid. Copying or excerpting portion of, or altering the content of the report is not permitted without the written authorization of AGC. The test results presented in the report apply only to the tested sample. Any objections to report issued by AGC should be submitted to AGC within 15days after the issuance of the test report. Further enquiry of validity or verification of the test report should be addressed to AGC by agc01@agccert.com.

### 3.3 Environmental Conditions

| | Normal Conditions | Extreme Conditions |
|---|---|---|
| Temperature range | 15~35℃ | -30℃~50℃ |
| Humidity range | 20 % to 75 %. | 20 % to 75 %. |
| Pressure range | 86-106kPa | 86-106kPa |
| Power supply | DC 3.85V | DC 3.27V or 4.40V |
| Note: The Extreme Temperature and Extreme Voltages declared by the manufacturer. | | |

### 3.4 Measurement Uncertainty

| Test | Measurement Uncertainty |
|---|---|
| Transmitter power conducted | ±0.57 dB |
| Transmitter power Radiated | ±2.20 dB |
| Conducted spurious emission 9kHz-40GHz | ±2.20 dB |
| Occupied Bandwidth | ±0.01ppm |
| Radiated Emission 30~1000MHz | ±4.10dB |
| Radiated Emission Above 1GHz | ±4.32dB |
| Conducted Disturbance0.15~30MHz | ±3.20dB |
| Radio Frequency | ± 6.5 x 10-8 |
| RF Power, Conducted | ± 0.9 dB |

Note: This uncertainty represents an expanded uncertainty expressed at approximately the 95% confidence level using a coverage factor of k=2.

Any report having not been signed by authorized approver, or having been altered without authorization, or having not been stamped by the "Dedicated Testing/Inspection Stamp" is deemed to be invalid. Copying or excerpting portion of, or altering the content of the report is not permitted without the written authorization of AGC. The test results presented in the report apply only to the tested sample. Any objections to report issued by AGC should be submitted to AGC within 15days after the issuance of the test report. Further enquiry of validity or verification of the test report should be addressed to AGC by agc01@agccert.com.

### 3.5 List of Test Equipment

| ● Radiated Spurious Emission | | | | | | | |
|---|---|---|---|---|---|---|---|
| Used | Equipment No. | Test Equipment | Manufacturer | Model No. | Serial No. | Last Cal. Date (YY-MM-DD) | Next Cal. Date (YY-MM-DD) |
| ☐ | AGC-EM-E046 | EMI Test Receiver | R&S | ESCI | 100096 | 2026-01-13 | 2027-01-12 |
| ☒ | AGC-EM-E116 | EMI Test Receiver | R&S | ESCI | 100034 | 2026-05-20 | 2027-05-19 |
| ☒ | AGC-EM-E061 | Spectrum Analyzer | Agilent | N9010A | MY53470504 | 2026-05-20 | 2027-05-19 |
| ☒ | AGC-ER-E032 | Universal Radio Communication Tester | R&S | CMW500 | 120909 | 2026-05-20 | 2027-05-19 |
| ☒ | AGC-EM-E001 | Wideband Antenna | SCHWARZBECK | VULB9168 | D69250 | 2025-03-14 | 2027-03-13 |
| ☒ | AGC-EM-E005 | Wideband Antenna | SCHWARZBECK | VULB9168 | VULB9168-494 | 2025-01-15 | 2027-01-14 |
| ☒ | AGC-EM-E029 | Broadband Ridged Horn Antenna | ETS | 3117 | 00034609 | 2026-03-14 | 2027-03-13 |
| ☒ | AGC-EM-E102 | Broadband Ridged Horn Antenna | ETS | 3117 | 00154520 | 2026-05-22 | 2027-05-21 |
| ☐ | AGC-EM-E082 | Horn Antenna | SCHWARZBECK | BBHA 9170 | #768 | 2025-09-10 | 2027-09-09 |
| ☒ | AGC-EM-E146 | Pre-amplifier | ETS | 3117-PA | 00246148 | 2024-07-24 | 2026-07-23 |
| ☒ | AGC-ER-E037 | Signal Generator | Agilent | N5182A | MY50140530 | 2026-05-20 | 2027-05-19 |
| ☒ | AGC-EM-A139 | 6dB Attenuator | Eeatsheep | LM-XX-6-5W | N/A | 2025-05-16 | 2027-05-15 |
| ☒ | AGC-EM-A090 | High Pass Filter 1 (2500-18000MHz) | N/A | N/A | N/A | 2026-05-19 | 2027-05-18 |
| ☒ | AGC-EM-A091 | High Pass Filter 2 (1200-18000MHz) | N/A | N/A | N/A | 2026-05-19 | 2027-05-18 |
| ☒ | AGC-EM-A113 | Band Stop Filter (825-850MHz) | MICRO-TRONICS | BRC50717 | N/A | 2026-05-19 | 2027-05-18 |
| ☒ | AGC-EM-A114 | Band Stop Filter (880-915MHz) | MICRO-TRONICS | BRC50718 | N/A | 2026-05-19 | 2027-05-18 |
| ☒ | AGC-EM-A115 | Band Stop Filter (1710-1785MHz) | MICRO-TRONICS | BRC50719 | N/A | 2026-05-19 | 2027-05-18 |
| ☒ | AGC-EM-A116 | Band Stop Filter (1850-1950MHz) | MICRO-TRONICS | BRC50720 | N/A | 2026-05-19 | 2027-05-18 |
| ☒ | AGC-EM-A117 | Band Stop Filter (1920-1980MHz) | MICRO-TRONICS | BRC50721 | N/A | 2026-05-19 | 2027-05-18 |
| ☒ | AGC-EM-A121 | Band Stop Filter (2495-2690MHz) | MICRO-TRONICS | BRM50709 | N/A | 2026-05-19 | 2027-05-18 |
| ☒ | AGC-EM-A122 | Band Stop Filter (1000-18000MHz) | MICRO-TRONICS | HPM50115 | N/A | 2026-05-19 | 2027-05-18 |

Any report having not been signed by authorized approver, or having been altered without authorization, or having not been stamped by the "Dedicated Testing/Inspection Stamp" is deemed to be invalid. Copying or excerpting portion of, or altering the content of the report is not permitted without the written authorization of AGC. The test results presented in the report apply only to the tested sample. Any objections to report issued by AGC should be submitted to AGC within 15days after the issuance of the test report. Further enquiry of validity or verification of the test report should be addressed to AGC by agc01@agccert.com.

| ● RF Conducted Test System | | | | | | | |
|---|---|---|---|---|---|---|---|
| Used | Equipment No. | Test Equipment | Manufacturer | Model No. | Serial No. | Last Cal. Date (YY-MM-DD) | Next Cal. Date (YY-MM-DD) |
| ☒ | AGC-ER-E087 | Spectrum Analyzer | KEYSIGHT | N9020B | MY56101792 | 2026-05-20 | 2027-05-19 |
| ☒ | AGC-ER-E032 | Universal Radio Communication Tester | R&S | CMW500 | 120909 | 2026-05-20 | 2027-05-19 |
| ☒ | AGC-ER-E075 | Small Environmental Tester | SH-242 | ESPEC | 93008290 | 2024-07-24 | 2026-07-23 |
| ☒ | -- | Universal Switch Control Unit | Tonscend | JS | N/A | N/A | N/A |
| ☒ | -- | RF Connection Cable | N/A | 1# | N/A | Each time | N/A |
| ☒ | -- | RF Connection Cable | N/A | 2# | N/A | Each time | N/A |

| ● Test Software | | | | | |
|---|---|---|---|---|---|
| Used | Equipment No. | Test Equipment | Manufacturer | Model No. | Version Information |
| ☒ | AGC-ER-S008 | LTE Test System | Tonscend | JS1120 | 3.1.46 |
| ☒ | AGC-EM-S011 | RSE Test System | Tonscend | TS+ Ver2.1(JS36-RSE) | 4.0.0.0 |

Any report having not been signed by authorized approver, or having been altered without authorization, or having not been stamped by the "Dedicated Testing/Inspection Stamp" is deemed to be invalid. Copying or excerpting portion of, or altering the content of the report is not permitted without the written authorization of AGC. The test results presented in the report apply only to the tested sample. Any objections to report issued by AGC should be submitted to AGC within 15days after the issuance of the test report. Further enquiry of validity or verification of the test report should be addressed to AGC by agc01@agccert.com.

# 4. System Test Configuration

## 4.1 EUT Configuration

The EUT configuration for testing is installed on RF field strength measurement to meet the Commission's requirement and operating in a manner which intends to maximize its emission characteristics in a continuous normal application.

## 4.2 EUT Exercise

The Transmitter was operated in the maximum output power mode through Communication Tester. The TX frequency was fixed which was for the purpose of the measurements.

## 4.3 Configuration of EUT System

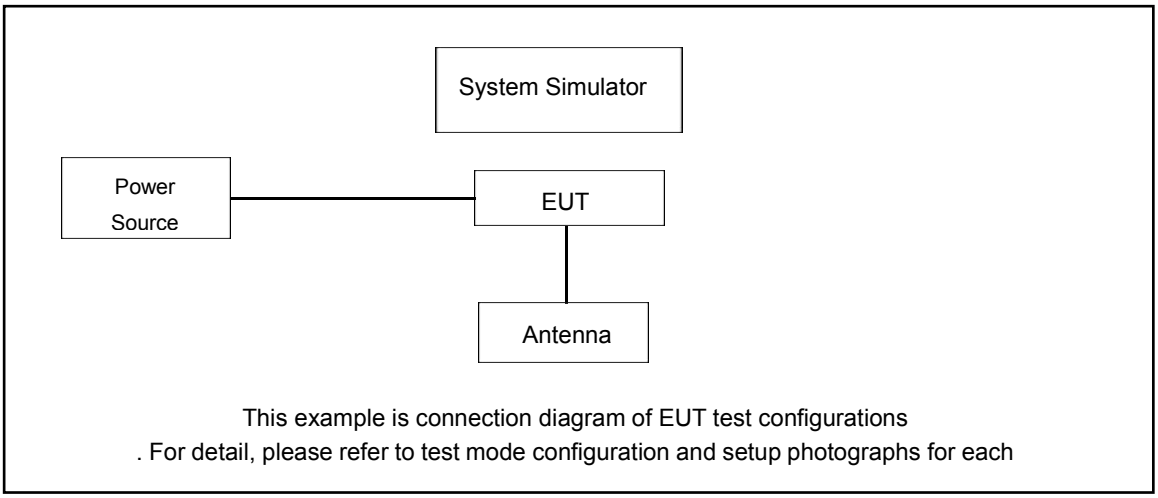


Table 2-1 Equipment Used in EUT System

## 4.4 Equipment Used in Tested System

The following peripheral devices and interface cables were connected during the measurement:

☐ Test Accessories Come From The Laboratory

☒ Test Accessories Come From The Manufacturer

| No. | Equipment | Model No. | Manufacturer | Specification Information | Cable |
|---|---|---|---|---|---|
| 1 | Battery | 602450 | Lisheng Communications Co., Ltd. | DC 3.85V 950mAh | -- |
| 2 | Adapter | XHK-001A050100U | Shenzhen Xinhuake Power Technology Co.,Ltd. | Input: AC 100-240V 50/60Hz, 0.35A<br>Output: DC 5V 1.0A | 1.0m unshielded |

Any report having not been signed by authorized approver, or having been altered without authorization, or having not been stamped by the "Dedicated Testing/Inspection Stamp" is deemed to be invalid. Copying or excerpting portion of, or altering the content of the report is not permitted without the written authorization of AGC. The test results presented in the report apply only to the tested sample. Any objections to report issued by AGC should be submitted to AGC within 15days after the issuance of the test report. Further enquiry of validity or verification of the test report should be addressed to AGC by agc01@agccert.com.

## 5. Summary of Test Results

### 5.1 Test Condition: Conducted Test

| Item | Test Description | FCC Rules | Result |
|---|---|---|---|
| 1 | Occupied Bandwidth | §2.1049 | Pass |
| 2 | Band Edge / Spurious and Harmonic Emissions at Antenna Terminal | §2.1051, §24.238(a), §27.53(h) §22.917(a), §27.53(g), §27.53(c) §27.53(m) (4), §27.53(a) | Pass |
| 3 | On all frequencies between 763-775 MHz and 793-805 MHz | §27.53(c)(4) | Pass |
| 4 | Conducted Output Power | §2.1046 | Pass |
| 5 | Frequency stability / variation of ambient temperature | §2.1055, §24.235, §27.54 §22.355 | Pass |
| 6 | Peak- to- Average Ratio | §24.232(d), §27.50(d)(5) | Pass |

### 5.2 Test Condition: Radiated Test

| Item | Test Description | FCC Rules | Result |
|---|---|---|---|
| 1 | Effective Radiated Power Equivalent Isotropic Radiated Power | §24.232(c), §27.50(d)(4), §22.913(a)(5) §27.50(c)(10), §27.50(b)(10),§27.50(h)(2), §27.50(a)(3) | Pass |
| 2 | Radiated Spurious and Harmonic Emissions | §2.1053, §24.238(a), §27.53(h) §22.917(a), §27.53(g), §27.53(c), §27.53(m)(4), §27.53(a) | Pass |
| 3 | Undesirable Emissions in the 1559-1610 MHz band | §2.1053, §27.53(f) | Pass |

Note: This product contains an LTE module (Model: M12, FCC ID: 2AR45-M12), RF component data can be obtained by reference to report number: CTB240415033RFX. The test report only reevaluates Radiated Power and Radiated Spurious Emissions.

Any report having not been signed by authorized approver, or having been altered without authorization, or having not been stamped by the "Dedicated Testing/Inspection Stamp" is deemed to be invalid. Copying or excerpting portion of, or altering the content of the report is not permitted without the written authorization of AGC. The test results presented in the report apply only to the tested sample. Any objections to report issued by AGC should be submitted to AGC within 15days after the issuance of the test report. Further enquiry of validity or verification of the test report should be addressed to AGC by agc01@agccert.com.

## 6. Description of Test Modes

During the testing, the EUT was controlled via Rhode & Schwarz Digital Radio Communication Tester (CMW 500) to ensure max power transmission and proper modulation. Three channels (The top channel, the middle channel and the bottom channel) were chosen for testing on both LTE frequency band.

The worst condition was recorded in the test report if no other modes test data.

| LTE Band 2 Channel and Frequency List | | | | |
|---|---|---|---|---|
| BW [MHz] | Channel/Frequency (MHz) | Lowest | Middle | Highest |
| 20 | Channel | 18700 | 18900 | 19100 |
| | Frequency | 1860 | 1880 | 1900 |
| 15 | Channel | 18675 | 18900 | 19125 |
| | Frequency | 1857.5 | 1880 | 1902.5 |
| 10 | Channel | 18650 | 18900 | 19150 |
| | Frequency | 1855 | 1880 | 1905 |
| 5 | Channel | 18625 | 18900 | 19175 |
| | Frequency | 1852.5 | 1880 | 1907.5 |
| 3 | Channel | 18615 | 18900 | 19185 |
| | Frequency | 1851.5 | 1880 | 1908.5 |
| 1.4 | Channel | 18607 | 18900 | 19193 |
| | Frequency | 1850.7 | 1880 | 1909.3 |

| LTE Band 4 Channel and Frequency List | | | | |
|---|---|---|---|---|
| BW [MHz] | Channel/Frequency (MHz) | Lowest | Middle | Highest |
| 20 | Channel | 20050 | 20175 | 20300 |
| | Frequency | 1720 | 1732.5 | 1745 |
| 15 | Channel | 20025 | 20175 | 20325 |
| | Frequency | 1717.5 | 1732.5 | 1747.5 |
| 10 | Channel | 20000 | 20175 | 20350 |
| | Frequency | 1715 | 1732.5 | 1750 |
| 5 | Channel | 19975 | 20175 | 20375 |
| | Frequency | 1712.5 | 1732.5 | 1752.5 |
| 3 | Channel | 19965 | 20175 | 20385 |
| | Frequency | 1711.5 | 1732.5 | 1753.5 |
| 1.4 | Channel | 19957 | 20175 | 20393 |
| | Frequency | 1710.7 | 1732.5 | 1754.3 |

Any report having not been signed by authorized approver, or having been altered without authorization, or having not been stamped by the "Dedicated Testing/Inspection Stamp" is deemed to be invalid. Copying or excerpting portion of, or altering the content of the report is not permitted without the written authorization of AGC. The test results presented in the report apply only to the tested sample. Any objections to report issued by AGC should be submitted to AGC within 15days after the issuance of the test report. Further enquiry of validity or verification of the test report should be addressed to AGC by agc01@agccert.com.

| LTE Band 5 Channel and Frequency List | | | | |
|---|---|---|---|---|
| BW [MHz] | Channel/Frequency (MHz) | Lowest | Middle | Highest |
| 10 | Channel | 20450 | 20525 | 20600 |
| | Frequency | 829 | 836.5 | 844 |
| 5 | Channel | 20425 | 20525 | 20625 |
| | Frequency | 826.5 | 836.5 | 846.5 |
| 3 | Channel | 20415 | 20525 | 20635 |
| | Frequency | 825.5 | 836.5 | 847.5 |
| 1.4 | Channel | 20407 | 20525 | 20643 |
| | Frequency | 824.7 | 836.5 | 848.3 |

| LTE Band 7 Channel and Frequency List | | | | |
|---|---|---|---|---|
| BW [MHz] | Channel/Frequency (MHz) | Lowest | Middle | Highest |
| 20 | Channel | 20850 | 21100 | 21350 |
| | Frequency | 2510 | 2535 | 2560 |
| 15 | Channel | 20825 | 21100 | 21375 |
| | Frequency | 2507.5 | 2535 | 2562.5 |
| 10 | Channel | 20800 | 21100 | 21400 |
| | Frequency | 2505 | 2535 | 2565 |
| 5 | Channel | 20775 | 21100 | 21425 |
| | Frequency | 2502.5 | 2535 | 2567.5 |

| LTE Band 12 Channel and Frequency List | | | | |
|---|---|---|---|---|
| BW [MHz] | Channel/Frequency (MHz) | Lowest | Middle | Highest |
| 10 | Channel | 23060 | 23095 | 23130 |
| | Frequency | 704 | 707.5 | 711 |
| 5 | Channel | 23035 | 23095 | 23155 |
| | Frequency | 701.5 | 707.5 | 713.5 |
| 3 | Channel | 23025 | 23095 | 23165 |
| | Frequency | 700.5 | 707.5 | 714.5 |
| 1.4 | Channel | 23017 | 23095 | 23173 |
| | Frequency | 699.7 | 707.5 | 715.3 |

Any report having not been signed by authorized approver, or having been altered without authorization, or having not been stamped by the "Dedicated Testing/Inspection Stamp" is deemed to be invalid. Copying or excerpting portion of, or altering the content of the report is not permitted without the written authorization of AGC. The test results presented in the report apply only to the tested sample. Any objections to report issued by AGC should be submitted to AGC within 15days after the issuance of the test report. Further enquiry of validity or verification of the test report should be addressed to AGC by agc01@agccert.com.

| LTE Band 13 Channel and Frequency List | | | | |
|---|---|---|---|---|
| BW [MHz] | Channel/Frequency (MHz) | Lowest | Middle | Highest |
| 10 | Channel | - | 23230 | - |
| | Frequency | - | 782 | - |
| 5 | Channel | 23205 | 23230 | 23255 |
| | Frequency | 779.5 | 782 | 784.5 |

| LTE Band 17 Channel and Frequency List | | | | |
|---|---|---|---|---|
| BW [MHz] | Channel/Frequency (MHz) | Lowest | Middle | Highest |
| 10 | Channel | 23780 | 23790 | 23800 |
| | Frequency | 709 | 710 | 711 |
| 5 | Channel | 23755 | 23790 | 23825 |
| | Frequency | 706.5 | 710 | 713.5 |

| LTE Band 38 Channel and Frequency List | | | | |
|---|---|---|---|---|
| BW [MHz] | Channel/Frequency (MHz) | Lowest | Middle | Highest |
| 20 | Channel | 37850 | 38000 | 38150 |
| | Frequency | 2580 | 2595 | 2610 |
| 15 | Channel | 37825 | 38000 | 38175 |
| | Frequency | 2577.5 | 2595 | 2612.5 |
| 10 | Channel | 37800 | 38000 | 38200 |
| | Frequency | 2575 | 2595 | 2615 |
| 5 | Channel | 37775 | 38000 | 38225 |
| | Frequency | 2572.5 | 2595 | 2617.5 |

| LTE Band 40 Channel and Frequency List-Lower Side | | | | |
|---|---|---|---|---|
| BW [MHz] | Channel/Frequency (MHz) | Lowest | Middle | Highest |
| 10 | Channel | -- | 38750 | -- |
| | Frequency | -- | 2310 | -- |
| 5 | Channel | 38725 | 38750 | 38775 |
| | Frequency | 2307.5 | 2310 | 2312.5 |
| LTE Band 40 Channel and Frequency List-Upper Side | | | | |
| 10 | Channel | -- | 39200 | -- |
| | Frequency | -- | 2355 | -- |

Any report having not been signed by authorized approver, or having been altered without authorization, or having not been stamped by the "Dedicated Testing/Inspection Stamp" is deemed to be invalid. Copying or excerpting portion of, or altering the content of the report is not permitted without the written authorization of AGC. The test results presented in the report apply only to the tested sample. Any objections to report issued by AGC should be submitted to AGC within 15days after the issuance of the test report. Further enquiry of validity or verification of the test report should be addressed to AGC by agc01@agccert.com.

| | | | | |
|---|---|---|---|---|
| 5 | Channel | 39175 | 39200 | 39225 |
| | Frequency | 2352.5 | 2355 | 2357.5 |

| LTE Band 41 Channel and Frequency List | | | | |
|---|---|---|---|---|
| BW [MHz] | Channel/Frequency (MHz) | Lowest | Middle | Highest |
| 20 | Channel | 39750 | 40620 | 41490 |
| | Frequency | 2506.0 | 2593.0 | 2680.0 |
| 15 | Channel | 39725 | 40620 | 41515 |
| | Frequency | 2503.5 | 2593.0 | 2682.5 |
| 10 | Channel | 39700 | 40620 | 41540 |
| | Frequency | 2501.0 | 2593.0 | 2685.0 |
| 5 | Channel | 39675 | 40620 | 41565 |
| | Frequency | 2498.5 | 2593.0 | 2687.5 |

| LTE Band 66 Channel and Frequency List | | | | |
|---|---|---|---|---|
| BW [MHz] | Channel/Frequency (MHz) | Lowest | Middle | Highest |
| 20 | Channel | 132072 | 132322 | 132572 |
| | Frequency | 1720 | 1745 | 1770 |
| 15 | Channel | 132047 | 132322 | 132597 |
| | Frequency | 1717.5 | 1745 | 1772.5 |
| 10 | Channel | 132022 | 132322 | 132622 |
| | Frequency | 1715 | 1745 | 1775 |
| 5 | Channel | 131997 | 132322 | 132647 |
| | Frequency | 1712.5 | 1745 | 1777.5 |
| 3 | Channel | 131987 | 132322 | 132657 |
| | Frequency | 1711.5 | 1745 | 1778.5 |
| 1.4 | Channel | 131979 | 132322 | 132665 |
| | Frequency | 1710.7 | 1745 | 1779.3 |

Any report having not been signed by authorized approver, or having been altered without authorization, or having not been stamped by the "Dedicated Testing/Inspection Stamp" is deemed to be invalid. Copying or excerpting portion of, or altering the content of the report is not permitted without the written authorization of AGC. The test results presented in the report apply only to the tested sample. Any objections to report issued by AGC should be submitted to AGC within 15days after the issuance of the test report. Further enquiry of validity or verification of the test report should be addressed to AGC by agc01@agccert.com.

| Test Mode | Test Modes Description |
|---|---|
| LTE BAND 2 | LTE system, QPSK modulation |
| | LTE system, 16QAM modulation |
| LTE BAND 4 | LTE system, QPSK modulation |
| | LTE system, 16QAM modulation |
| LTE BAND 5 | LTE system, QPSK modulation |
| | LTE system, 16QAM modulation |
| LTE BAND 7 | LTE system, QPSK modulation |
| | LTE system, 16QAM modulation |
| LTE BAND 12 | LTE system, QPSK modulation |
| | LTE system, 16QAM modulation |
| LTE BAND 13 | LTE system, QPSK modulation |
| | LTE system, 16QAM modulation |
| LTE BAND 17 | LTE system, QPSK modulation |
| | LTE system, 16QAM modulation |
| LTE BAND 38 | LTE system, QPSK modulation |
| | LTE system, 16QAM modulation |
| LTE BAND 40 | LTE system, QPSK modulation |
| | LTE system, 16QAM modulation |
| LTE BAND 41 | LTE system, QPSK modulation |
| | LTE system, 16QAM modulation |
| LTE BAND 66 | LTE system, QPSK modulation |
| | LTE system, 16QAM modulation |

Any report having not been signed by authorized approver, or having been altered without authorization, or having not been stamped by the "Dedicated Testing/Inspection Stamp" is deemed to be invalid. Copying or excerpting portion of, or altering the content of the report is not permitted without the written authorization of AGC. The test results presented in the report apply only to the tested sample. Any objections to report issued by AGC should be submitted to AGC within 15days after the issuance of the test report. Further enquiry of validity or verification of the test report should be addressed to AGC by agc01@agccert.com.

- **According to 3GPP 36.521 sub-clause 6.2.3.3, the maximum output power is allowed to be reduced by following the table.**

Table 6.2.3.3-1: Maximum Power Reduction (MPR) For Power Class 3

| Modulation | Channel bandwidth / Transmission bandwidth configuration [RB] | | | | | | MPR (dB) |
|---|---|---|---|---|---|---|---|
| | 1.4 MHz | 3.0 MHz | 5MHz | 10MHz | 15MHz | 20MHz | |
| QPSK | > 5 | > 4 | > 8 | > 12 | > 16 | > 18 | ≤ 1 |
| 16 QAM | ≤ 5 | ≤ 4 | ≤ 8 | ≤ 12 | ≤ 16 | ≤ 18 | ≤ 1 |
| 16 QAM | > 5 | > 4 | > 8 | > 12 | > 16 | > 18 | ≤ 2 |

- The device supports MPR to solve linearity issues (ACLR or SEM) due to the higher peak-to average ratios (PAR) of the HSUPA signal. This prevents saturating the full range of the TX DAC inside of device and provides a reduced power output to the RF transceiver chip according to the Cubic Metric (For PRACH, PUCCH and SRS transmission, the allowed MPR is according to that specified for PUSCH QPSK modulation for the corresponding transmission bandwidth.).
- When PRACH, PUCCH are present the beta gains on those channels are reduced firsts to try to get the power under the allowed limit. If the beta gains are lowered as far as possible, then a hard limiting is applied at the maximum allowed level.
- For each subframe, the MPR is evaluated per slot and given by the maximum value taken over the transmission(s) within the slot, the maximum MPR over the two slots is then applied for the entire subframe.
- For the UE maximum output power modified by MPR, the power limits specified in subclause 6.2.5.3 apply.
- The normative reference for this requirement is TS 36.101 clause 6.2.3.
- The end effect is that the DUT output power is identical to the case where there is no MPR in the device.

Any report having not been signed by authorized approver, or having been altered without authorization, or having not been stamped by the "Dedicated Testing/Inspection Stamp" is deemed to be invalid. Copying or excerpting portion of, or altering the content of the report is not permitted without the written authorization of AGC. The test results presented in the report apply only to the tested sample. Any objections to report issued by AGC should be submitted to AGC within 15days after the issuance of the test report. Further enquiry of validity or verification of the test report should be addressed to AGC by agc01@agccert.com.

# 7. Conducted Output Power

## 7.1 Provisions Applicable

The conduction test is carried out in a shielded room.
According to the test, connect the device under test to the antenna port on the non-conductive platform directly to the test device for evaluation and measurement (ANSI-C63.26-2015 Clause 5.4)

## 7.2 Measurement Procedure

-The transmitter output port was connected to base station.
-Set EUT at maximum power through base station.
-Select lowest, middle, and highest channels for each band and different test mode.

## 7.3 Measurement Setup




## 7.4 Measurement Result

Note: This product contains an LTE module (Model: M12, FCC ID: 2AR45-M12), RF component data can be obtained by reference to report number: CTB240415033RFX. The test report only reevaluates Radiated Power and Radiated Spurious Emissions.

Any report having not been signed by authorized approver, or having been altered without authorization, or having not been stamped by the "Dedicated Testing/Inspection Stamp" is deemed to be invalid. Copying or excerpting portion of, or altering the content of the report is not permitted without the written authorization of AGC. The test results presented in the report apply only to the tested sample. Any objections to report issued by AGC should be submitted to AGC within 15days after the issuance of the test report. Further enquiry of validity or verification of the test report should be addressed to AGC by agc01@agccert.com.

# 8. Radiated Power

## 8.1 Provisions Applicable

The conduction test is carried out in a shielded room.
According to the test, connect the device under test to the antenna port on the non-conductive platform directly to the test device for evaluation and measurement (ANSI-C63.26-2015 Clause 5.2)
The following rules are for the maximum radiated power limit requirements of the product:

| Mode | Nominal Max. Power |
|---|---|
| LTE Band 2 | < 2 Watts max. EIRP (33dBm) |
| LTE Band 4 | < 1 Watts max. EIRP (30dBm) |
| LTE Band 5 | < 7 Watts max. ERP (38.45dBm) |
| LTE Band 7 | < 2 Watts max. EIRP (33dBm) |
| LTE Band 12 | < 3 Watts max. ERP (34.77dBm) |
| LTE Band 13 | < 3 Watts max. ERP (34.77dBm) |
| LTE Band 17 | < 3 Watts max. ERP (34.77dBm) |
| LTE Band 38 | < 2 Watts max. EIRP (33dBm) |
| LTE Band 40 | < 0.25 Watts max. EIRP (23.98dBm) |
| LTE Band 41 | < 2 Watts max. EIRP (33dBm) |
| LTE Band 66 | < 1 Watts max. EIRP (30dBm) |

Any report having not been signed by authorized approver, or having been altered without authorization, or having not been stamped by the "Dedicated Testing/Inspection Stamp" is deemed to be invalid. Copying or excerpting portion of, or altering the content of the report is not permitted without the written authorization of AGC. The test results presented in the report apply only to the tested sample. Any objections to report issued by AGC should be submitted to AGC within 15days after the issuance of the test report. Further enquiry of validity or verification of the test report should be addressed to AGC by agc01@agccert.com.

**8.2 Measurement Procedure**

1. Radiated power measurements are performed using the signal analyzer's "channel power"
2. measurement capability for signals with continuous operation.
3. RBW = 1 – 5% of the expected OBW, not to exceed 1MHz
4. VBW ≥ 3 x RBW
5. Span = 1.5 times the OBW
6. No. of sweep points > 2 x span / RBW
7. Detector = RMS
8. Trigger is set to "free run" for signals with continuous operation with the sweep times set to "auto".
9. The integration bandwidth was roughly set equal to the measured OBW of the signal for signals with continuous operation.
10. Trace mode = trace averaging (RMS) over 100 sweeps
11. The trace was allowed to stabilize.

- **Radiation Construction Method：**

1. The turntable is rotated through 360 degrees, and the receiving antenna scans in order to determine the level of the maximized emission.
2. A half wave dipole is then substituted in place of the EUT. For emissions above 1GHz, Horn antenna replaces EUT. The substitute antenna is driven by a signal generator and the previously recorded signal was duplicated.
3. The power is calculated by the following formula：
4. Pd(dBm) = Pg(dBm) – cable loss (dB) + antenna gain (dB)
5. Where: Pd is the dipole equivalent power and Pg is the generator output power into the substitution antenna.
6. The maximum value is calculated by adding the forward power to the calibrated source plus its appropriate gain value. These steps are repeated with the receiving antenna in both vertical and horizontal polarization. the difference between the gain of the horn and an isotropic antenna are taken into consideration
7. The EUT was tested in three orthogonal planes (X, Y, Z) and in all possible test configurations and positioning.
8. All measurements are performed as RMS average measurements while the EUT is operating at its maximum duty cycle, at maximum power, and at the appropriate frequencies.

**8.3 Measurement Setup**

Any report having not been signed by authorized approver, or having been altered without authorization, or having not been stamped by the "Dedicated Testing/Inspection Stamp" is deemed to be invalid. Copying or excerpting portion of, or altering the content of the report is not permitted without the written authorization of AGC. The test results presented in the report apply only to the tested sample. Any objections to report issued by AGC should be submitted to AGC within 15days after the issuance of the test report. Further enquiry of validity or verification of the test report should be addressed to AGC by agc01@agccert.com.

## Radiated Power 30MHz to 1GHz Test setup

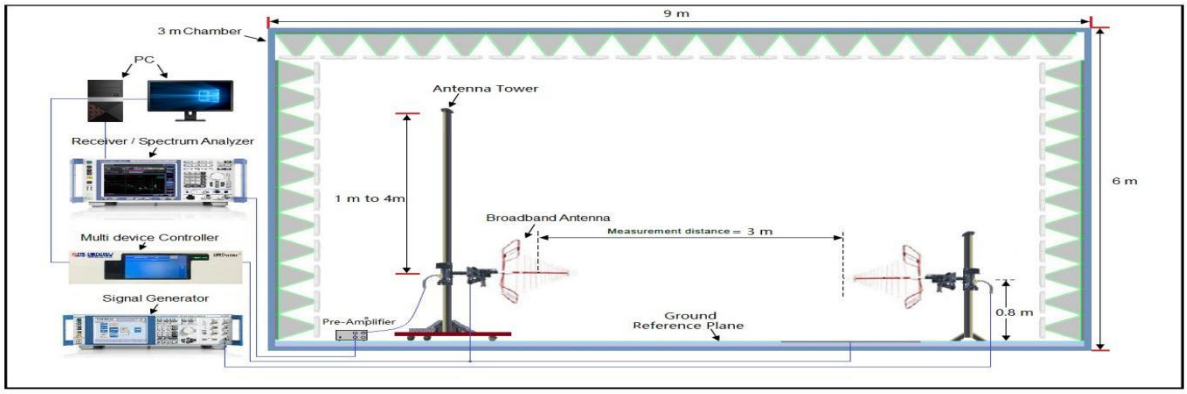


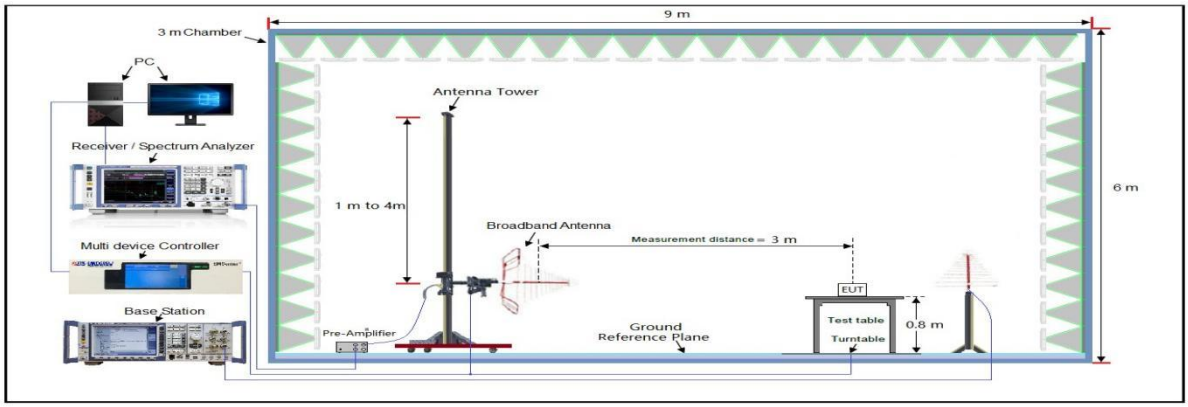


## Radiated Power Above 1GHz Test setup

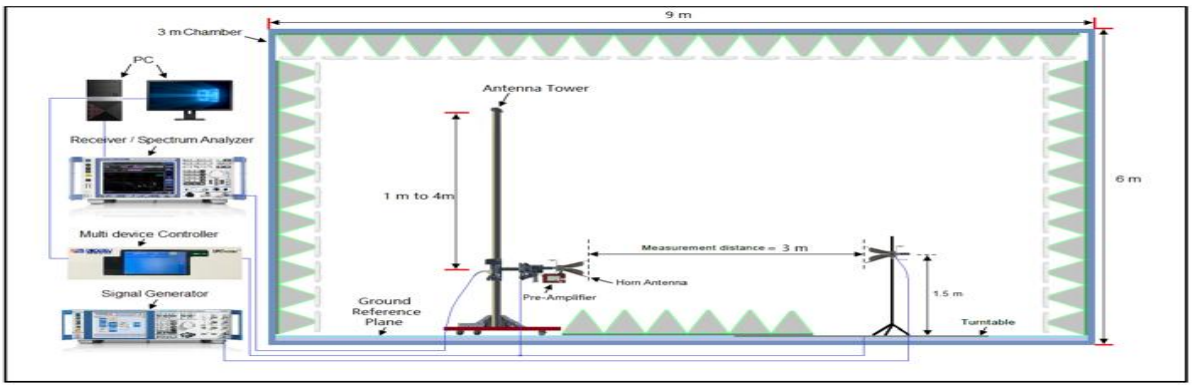


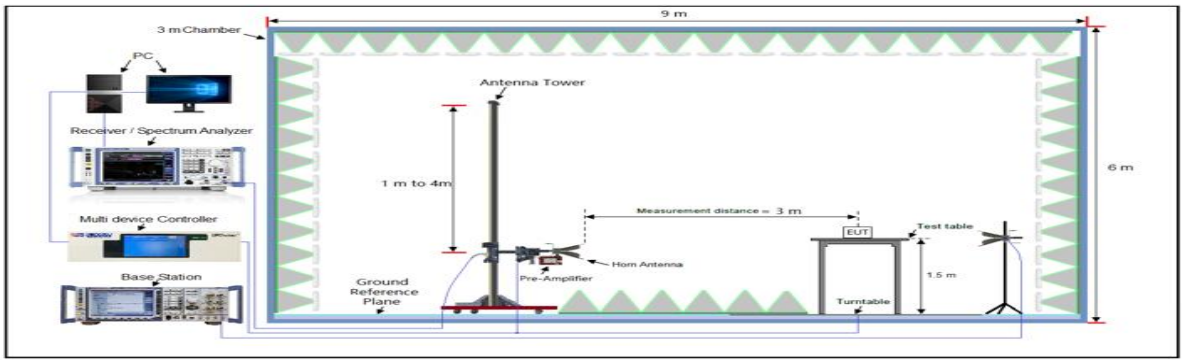


Any report having not been signed by authorized approver, or having been altered without authorization, or having not been stamped by the "Dedicated Testing/Inspection Stamp" is deemed to be invalid. Copying or excerpting portion of, or altering the content of the report is not permitted without the written authorization of AGC. The test results presented in the report apply only to the tested sample. Any objections to report issued by AGC should be submitted to AGC within 15days after the issuance of the test report. Further enquiry of validity or verification of the test report should be addressed to AGC by agc01@agccert.com.

## 8.4 Measurement Result

**EIRP for LTE Band 2**

| Frequency | Channel Bandwidth | Mode. | RB | Substituted level | Antenna Polarization | Antenna Gain correction | Cable Loss | Absolute Level | Limit (dBm) |
|---|---|---|---|---|---|---|---|---|---|
| 1850.7 | 1.4 | QPSK | 1/0 | 13.03 | V | 7.95 | 0.79 | 20.19 | 33 |
| 1880.0 | 1.4 | QPSK | 1/0 | 13.10 | V | 7.95 | 0.79 | 20.26 | 33 |
| 1909.3 | 1.4 | QPSK | 1/0 | 12.97 | V | 7.95 | 0.79 | 20.13 | 33 |
| 1850.7 | 1.4 | QPSK | 1/0 | 13.10 | H | 7.95 | 0.79 | 20.26 | 33 |
| 1880.0 | 1.4 | QPSK | 1/0 | 13.04 | H | 7.95 | 0.79 | 20.20 | 33 |
| 1909.3 | 1.4 | QPSK | 1/0 | 13.13 | H | 7.95 | 0.79 | 20.29 | 33 |
| 1850.7 | 1.4 | 16-QAM | 1/5 | 12.16 | V | 7.95 | 0.79 | 19.32 | 33 |
| 1880.0 | 1.4 | 16-QAM | 1/0 | 12.80 | V | 7.95 | 0.79 | 19.96 | 33 |
| 1909.3 | 1.4 | 16-QAM | 1/0 | 12.92 | V | 7.95 | 0.79 | 20.08 | 33 |
| 1850.7 | 1.4 | 16-QAM | 1/5 | 12.81 | H | 7.95 | 0.79 | 19.97 | 33 |
| 1880.0 | 1.4 | 16-QAM | 1/0 | 12.77 | H | 7.95 | 0.79 | 19.93 | 33 |
| 1909.3 | 1.4 | 16-QAM | 1/0 | 12.78 | H | 7.95 | 0.79 | 19.94 | 33 |
| 1851.5 | 3 | QPSK | 1/0 | 12.83 | V | 7.95 | 0.79 | 19.99 | 33 |
| 1880.0 | 3 | QPSK | 1/0 | 11.93 | V | 7.95 | 0.79 | 19.09 | 33 |
| 1908.5 | 3 | QPSK | 1/0 | 12.60 | V | 7.95 | 0.79 | 19.76 | 33 |
| 1851.5 | 3 | QPSK | 1/0 | 12.73 | H | 7.95 | 0.79 | 19.89 | 33 |
| 1880.0 | 3 | QPSK | 1/0 | 12.57 | H | 7.95 | 0.79 | 19.73 | 33 |
| 1908.5 | 3 | QPSK | 1/0 | 12.65 | H | 7.95 | 0.79 | 19.81 | 33 |
| 1851.5 | 3 | 16-QAM | 1/0 | 12.68 | V | 7.95 | 0.79 | 19.84 | 33 |
| 1880.0 | 3 | 16-QAM | 1/0 | 12.64 | V | 7.95 | 0.79 | 19.80 | 33 |
| 1908.5 | 3 | 16-QAM | 1/0 | 11.75 | V | 7.95 | 0.79 | 18.91 | 33 |
| 1851.5 | 3 | 16-QAM | 1/0 | 12.12 | H | 7.95 | 0.79 | 19.28 | 33 |
| 1880.0 | 3 | 16-QAM | 1/0 | 12.24 | H | 7.95 | 0.79 | 19.40 | 33 |
| 1908.5 | 3 | 16-QAM | 1/0 | 12.11 | H | 7.95 | 0.79 | 19.27 | 33 |
| 1852.5 | 5 | QPSK | 1/0 | 12.03 | V | 7.95 | 0.79 | 19.19 | 33 |
| 1880.0 | 5 | QPSK | 1/0 | 11.99 | V | 7.95 | 0.79 | 19.15 | 33 |
| 1907.5 | 5 | QPSK | 1/24 | 11.98 | V | 7.95 | 0.79 | 19.14 | 33 |
| 1852.5 | 5 | QPSK | 1/0 | 10.99 | H | 7.95 | 0.79 | 18.15 | 33 |
| 1880.0 | 5 | QPSK | 1/0 | 11.74 | H | 7.95 | 0.79 | 18.90 | 33 |
| 1907.5 | 5 | QPSK | 1/24 | 11.88 | H | 7.95 | 0.79 | 19.04 | 33 |
| 1852.5 | 5 | 16-QAM | 1/0 | 11.72 | V | 7.95 | 0.79 | 18.88 | 33 |
| 1880.0 | 5 | 16-QAM | 1/0 | 11.60 | V | 7.95 | 0.79 | 18.76 | 33 |

Any report having not been signed by authorized approver, or having been altered without authorization, or having not been stamped by the "Dedicated Testing/Inspection Stamp" is deemed to be invalid. Copying or excerpting portion of, or altering the content of the report is not permitted without the written authorization of AGC. The test results presented in the report apply only to the tested sample. Any objections to report issued by AGC should be submitted to AGC within 15days after the issuance of the test report. Further enquiry of validity or verification of the test report should be addressed to AGC by agc01@agccert.com.

| | | | | | | | | | |
|---|---|---|---|---|---|---|---|---|---|
| 1907.5 | 5 | 16-QAM | 1/24 | 11.64 | V | 7.95 | 0.79 | 18.80 | 33 |
| 1852.5 | 5 | 16-QAM | 1/0 | 11.61 | H | 7.95 | 0.79 | 18.77 | 33 |
| 1880.0 | 5 | 16-QAM | 1/0 | 10.87 | H | 7.95 | 0.79 | 18.03 | 33 |
| 1907.5 | 5 | 16-QAM | 1/24 | 11.75 | H | 7.95 | 0.79 | 18.91 | 33 |
| 1855 | 10 | QPSK | 1/0 | 11.81 | V | 7.95 | 0.79 | 18.97 | 33 |
| 1880 | 10 | QPSK | 1/49 | 11.74 | V | 7.95 | 0.79 | 18.90 | 33 |
| 1905 | 10 | QPSK | 1/0 | 11.58 | V | 7.95 | 0.79 | 18.74 | 33 |
| 1855 | 10 | QPSK | 1/0 | 11.60 | H | 7.95 | 0.79 | 18.76 | 33 |
| 1880 | 10 | QPSK | 1/49 | 11.63 | H | 7.95 | 0.79 | 18.79 | 33 |
| 1905 | 10 | QPSK | 1/0 | 10.77 | H | 7.95 | 0.79 | 17.93 | 33 |
| 1855 | 10 | 16-QAM | 1/0 | 12.98 | V | 7.95 | 0.79 | 20.14 | 33 |
| 1880 | 10 | 16-QAM | 1/49 | 12.95 | V | 7.95 | 0.79 | 20.11 | 33 |
| 1905 | 10 | 16-QAM | 1/0 | 12.96 | V | 7.95 | 0.79 | 20.12 | 33 |
| 1855 | 10 | 16-QAM | 1/0 | 12.09 | H | 7.95 | 0.79 | 19.25 | 33 |
| 1880 | 10 | 16-QAM | 1/49 | 12.09 | H | 7.95 | 0.79 | 19.25 | 33 |
| 1905 | 10 | 16-QAM | 1/0 | 12.06 | H | 7.95 | 0.79 | 19.22 | 33 |
| 1857.5 | 15 | QPSK | 1/0 | 12.03 | V | 7.95 | 0.79 | 19.19 | 33 |
| 1880 | 15 | QPSK | 1/74 | 12.87 | V | 7.95 | 0.79 | 20.03 | 33 |
| 1902.5 | 15 | QPSK | 1/0 | 12.84 | V | 7.95 | 0.79 | 20.00 | 33 |
| 1857.5 | 15 | QPSK | 1/0 | 12.81 | H | 7.95 | 0.79 | 19.97 | 33 |
| 1880 | 15 | QPSK | 1/74 | 11.86 | H | 7.95 | 0.79 | 19.02 | 33 |
| 1902.5 | 15 | QPSK | 1/0 | 11.89 | H | 7.95 | 0.79 | 19.05 | 33 |
| 1857.5 | 15 | 16-QAM | 1/0 | 11.92 | V | 7.95 | 0.79 | 19.08 | 33 |
| 1880 | 15 | 16-QAM | 1/74 | 11.84 | V | 7.95 | 0.79 | 19.00 | 33 |
| 1902.5 | 15 | 16-QAM | 1/0 | 12.63 | V | 7.95 | 0.79 | 19.79 | 33 |
| 1857.5 | 15 | 16-QAM | 1/0 | 12.62 | H | 7.95 | 0.79 | 19.78 | 33 |
| 1880 | 15 | 16-QAM | 1/74 | 12.60 | H | 7.95 | 0.79 | 19.76 | 33 |
| 1902.5 | 15 | 16-QAM | 1/0 | 11.76 | H | 7.95 | 0.79 | 18.92 | 33 |
| 1860 | 20 | QPSK | 1/99 | 11.75 | V | 7.95 | 0.79 | 18.91 | 33 |
| 1880 | 20 | QPSK | 1/99 | 11.67 | V | 7.95 | 0.79 | 18.83 | 33 |
| 1900 | 20 | QPSK | 1/0 | 11.64 | V | 7.95 | 0.79 | 18.80 | 33 |
| 1860 | 20 | QPSK | 1/99 | 12.23 | H | 7.95 | 0.79 | 19.39 | 33 |
| 1880 | 20 | QPSK | 1/99 | 12.16 | H | 7.95 | 0.79 | 19.32 | 33 |
| 1900 | 20 | QPSK | 1/0 | 12.11 | H | 7.95 | 0.79 | 19.27 | 33 |
| 1860 | 20 | 16-QAM | 1/99 | 11.09 | V | 7.95 | 0.79 | 18.25 | 33 |
| 1880 | 20 | 16-QAM | 1/99 | 11.14 | V | 7.95 | 0.79 | 18.30 | 33 |
| 1900 | 20 | 16-QAM | 1/0 | 11.07 | V | 7.95 | 0.79 | 18.23 | 33 |

Any report having not been signed by authorized approver, or having been altered without authorization, or having not been stamped by the "Dedicated Testing/Inspection Stamp" is deemed to be invalid. Copying or excerpting portion of, or altering the content of the report is not permitted without the written authorization of AGC. The test results presented in the report apply only to the tested sample. Any objections to report issued by AGC should be submitted to AGC within 15days after the issuance of the test report. Further enquiry of validity or verification of the test report should be addressed to AGC by agc01@agccert.com.

| | | | | | | | | | |
|---|---|---|---|---|---|---|---|---|---|
| 1860 | 20 | 16-QAM | 1/99 | 11.00 | H | 7.95 | 0.79 | 18.16 | 33 |
| 1880 | 20 | 16-QAM | 1/99 | 12.03 | H | 7.95 | 0.79 | 19.19 | 33 |
| 1900 | 20 | 16-QAM | 1/0 | 11.94 | H | 7.95 | 0.79 | 19.10 | 33 |

Any report having not been signed by authorized approver, or having been altered without authorization, or having not been stamped by the "Dedicated Testing/Inspection Stamp" is deemed to be invalid. Copying or excerpting portion of, or altering the content of the report is not permitted without the written authorization of AGC. The test results presented in the report apply only to the tested sample. Any objections to report issued by AGC should be submitted to AGC within 15days after the issuance of the test report. Further enquiry of validity or verification of the test report should be addressed to AGC by agc01@agccert.com.

**EIRP for LTE Band 4**

| Frequency | Channel Bandwidth | Mode. | RB | Substituted level | Antenna Polarization | Antenna Gain correction | Cable Loss | Absolute Level | Limit (dBm) |
|---|---|---|---|---|---|---|---|---|---|
| 1710.7 | 1.4 | QPSK | 1/0 | 14.79 | V | 7.95 | 0.79 | 21.95 | 30 |
| 1732.5 | 1.4 | QPSK | 1/0 | 15.17 | V | 7.95 | 0.79 | 22.33 | 30 |
| 1754.3 | 1.4 | QPSK | 1/0 | 15.19 | V | 7.95 | 0.79 | 22.35 | 30 |
| 1710.7 | 1.4 | QPSK | 1/0 | 15.09 | H | 7.95 | 0.79 | 22.25 | 30 |
| 1732.5 | 1.4 | QPSK | 1/0 | 15.10 | H | 7.95 | 0.79 | 22.26 | 30 |
| 1754.3 | 1.4 | QPSK | 1/0 | 14.11 | H | 7.95 | 0.79 | 21.27 | 30 |
| 1710.7 | 1.4 | 16-QAM | 1/5 | 14.19 | V | 7.95 | 0.79 | 21.35 | 30 |
| 1732.5 | 1.4 | 16-QAM | 1/0 | 14.32 | V | 7.95 | 0.79 | 21.48 | 30 |
| 1754.3 | 1.4 | 16-QAM | 1/0 | 14.24 | V | 7.95 | 0.79 | 21.4 | 30 |
| 1710.7 | 1.4 | 16-QAM | 1/5 | 14.30 | H | 7.95 | 0.79 | 21.46 | 30 |
| 1732.5 | 1.4 | 16-QAM | 1/0 | 14.34 | H | 7.95 | 0.79 | 21.5 | 30 |
| 1754.3 | 1.4 | 16-QAM | 1/0 | 13.20 | H | 7.95 | 0.79 | 20.36 | 30 |
| 1711.5 | 3 | QPSK | 1/0 | 14.84 | V | 7.95 | 0.79 | 22 | 30 |
| 1732.5 | 3 | QPSK | 1/0 | 14.97 | V | 7.95 | 0.79 | 22.13 | 30 |
| 1753.5 | 3 | QPSK | 1/0 | 14.92 | V | 7.95 | 0.79 | 22.08 | 30 |
| 1711.5 | 3 | QPSK | 1/0 | 14.85 | H | 7.95 | 0.79 | 22.01 | 30 |
| 1732.5 | 3 | QPSK | 1/0 | 14.91 | H | 7.95 | 0.79 | 22.07 | 30 |
| 1753.5 | 3 | QPSK | 1/0 | 13.97 | H | 7.95 | 0.79 | 21.13 | 30 |
| 1711.5 | 3 | 16-QAM | 1/0 | 14.07 | V | 7.95 | 0.79 | 21.23 | 30 |
| 1732.5 | 3 | 16-QAM | 1/0 | 14.29 | V | 7.95 | 0.79 | 21.45 | 30 |
| 1753.5 | 3 | 16-QAM | 1/0 | 14.31 | V | 7.95 | 0.79 | 21.47 | 30 |
| 1711.5 | 3 | 16-QAM | 1/0 | 14.06 | H | 7.95 | 0.79 | 21.22 | 30 |
| 1732.5 | 3 | 16-QAM | 1/0 | 14.16 | H | 7.95 | 0.79 | 21.32 | 30 |
| 1753.5 | 3 | 16-QAM | 1/0 | 12.73 | H | 7.95 | 0.79 | 19.89 | 30 |
| 1712.5 | 5 | QPSK | 1/0 | 15.38 | V | 7.95 | 0.79 | 22.54 | 30 |
| 1732.5 | 5 | QPSK | 1/0 | 15.39 | V | 7.95 | 0.79 | 22.55 | 30 |
| 1752.5 | 5 | QPSK | 1/24 | 15.31 | V | 7.95 | 0.79 | 22.47 | 30 |
| 1712.5 | 5 | QPSK | 1/0 | 15.26 | H | 7.95 | 0.79 | 22.42 | 30 |
| 1732.5 | 5 | QPSK | 1/0 | 15.28 | H | 7.95 | 0.79 | 22.44 | 30 |
| 1752.5 | 5 | QPSK | 1/24 | 14.41 | H | 7.95 | 0.79 | 21.57 | 30 |
| 1712.5 | 5 | 16-QAM | 1/0 | 14.32 | V | 7.95 | 0.79 | 21.48 | 30 |
| 1732.5 | 5 | 16-QAM | 1/0 | 14.33 | V | 7.95 | 0.79 | 21.49 | 30 |
| 1752.5 | 5 | 16-QAM | 1/24 | 14.32 | V | 7.95 | 0.79 | 21.48 | 30 |
| 1712.5 | 5 | 16-QAM | 1/0 | 14.40 | H | 7.95 | 0.79 | 21.56 | 30 |
| 1732.5 | 5 | 16-QAM | 1/0 | 14.35 | H | 7.95 | 0.79 | 21.51 | 30 |
| 1752.5 | 5 | 16-QAM | 1/24 | 13.13 | H | 7.95 | 0.79 | 20.29 | 30 |

Any report having not been signed by authorized approver, or having been altered without authorization, or having not been stamped by the "Dedicated Testing/Inspection Stamp" is deemed to be invalid. Copying or excerpting portion of, or altering the content of the report is not permitted without the written authorization of AGC. The test results presented in the report apply only to the tested sample. Any objections to report issued by AGC should be submitted to AGC within 15days after the issuance of the test report. Further enquiry of validity or verification of the test report should be addressed to AGC by agc01@agccert.com.

| | | | | | | | | | |
|---|---|---|---|---|---|---|---|---|---|
| 1715 | 10 | QPSK | 1/0 | 15.11 | V | 7.95 | 0.79 | 22.27 | 30 |
| 1732.5 | 10 | QPSK | 1/49 | 15.24 | V | 7.95 | 0.79 | 22.4 | 30 |
| 1750 | 10 | QPSK | 1/0 | 15.08 | V | 7.95 | 0.79 | 22.24 | 30 |
| 1715 | 10 | QPSK | 1/0 | 14.15 | H | 7.95 | 0.79 | 21.31 | 30 |
| 1732.5 | 10 | QPSK | 1/49 | 14.16 | H | 7.95 | 0.79 | 21.32 | 30 |
| 1750 | 10 | QPSK | 1/0 | 14.18 | H | 7.95 | 0.79 | 21.34 | 30 |
| 1715 | 10 | 16-QAM | 1/0 | 14.49 | V | 7.95 | 0.79 | 21.65 | 30 |
| 1732.5 | 10 | 16-QAM | 1/49 | 14.61 | V | 7.95 | 0.79 | 21.77 | 30 |
| 1750 | 10 | 16-QAM | 1/0 | 14.47 | V | 7.95 | 0.79 | 21.63 | 30 |
| 1715 | 10 | 16-QAM | 1/0 | 13.26 | H | 7.95 | 0.79 | 20.42 | 30 |
| 1732.5 | 10 | 16-QAM | 1/49 | 13.28 | H | 7.95 | 0.79 | 20.44 | 30 |
| 1750 | 10 | 16-QAM | 1/0 | 13.22 | H | 7.95 | 0.79 | 20.38 | 30 |
| 1717.5 | 15 | QPSK | 1/0 | 14.90 | V | 7.95 | 0.79 | 22.06 | 30 |
| 1732.5 | 15 | QPSK | 1/74 | 15.07 | V | 7.95 | 0.79 | 22.23 | 30 |
| 1747.5 | 15 | QPSK | 1/0 | 14.94 | V | 7.95 | 0.79 | 22.1 | 30 |
| 1717.5 | 15 | QPSK | 1/0 | 14.09 | H | 7.95 | 0.79 | 21.25 | 30 |
| 1732.5 | 15 | QPSK | 1/74 | 14.11 | H | 7.95 | 0.79 | 21.27 | 30 |
| 1747.5 | 15 | QPSK | 1/0 | 14.07 | H | 7.95 | 0.79 | 21.23 | 30 |
| 1717.5 | 15 | 16-QAM | 1/0 | 14.14 | V | 7.95 | 0.79 | 21.3 | 30 |
| 1732.5 | 15 | 16-QAM | 1/74 | 14.30 | V | 7.95 | 0.79 | 21.46 | 30 |
| 1747.5 | 15 | 16-QAM | 1/0 | 14.24 | V | 7.95 | 0.79 | 21.4 | 30 |
| 1717.5 | 15 | 16-QAM | 1/0 | 12.82 | H | 7.95 | 0.79 | 19.98 | 30 |
| 1732.5 | 15 | 16-QAM | 1/74 | 12.89 | H | 7.95 | 0.79 | 20.05 | 30 |
| 1747.5 | 15 | 16-QAM | 1/0 | 12.75 | H | 7.95 | 0.79 | 19.91 | 30 |
| 1720 | 20 | QPSK | 1/99 | 15.42 | V | 7.95 | 0.79 | 22.58 | 30 |
| 1732.5 | 20 | QPSK | 1/99 | 15.45 | V | 7.95 | 0.79 | 22.61 | 30 |
| 1745 | 20 | QPSK | 1/0 | 15.32 | V | 7.95 | 0.79 | 22.48 | 30 |
| 1720 | 20 | QPSK | 1/99 | 14.48 | H | 7.95 | 0.79 | 21.64 | 30 |
| 1732.5 | 20 | QPSK | 1/99 | 14.47 | H | 7.95 | 0.79 | 21.63 | 30 |
| 1745 | 20 | QPSK | 1/0 | 14.41 | H | 7.95 | 0.79 | 21.57 | 30 |
| 1720 | 20 | 16-QAM | 1/99 | 14.35 | V | 7.95 | 0.79 | 21.51 | 30 |
| 1732.5 | 20 | 16-QAM | 1/99 | 14.38 | V | 7.95 | 0.79 | 21.54 | 30 |
| 1745 | 20 | 16-QAM | 1/0 | 14.28 | V | 7.95 | 0.79 | 21.44 | 30 |
| 1720 | 20 | 16-QAM | 1/99 | 13.22 | H | 7.95 | 0.79 | 20.38 | 30 |
| 1732.5 | 20 | 16-QAM | 1/99 | 13.17 | H | 7.95 | 0.79 | 20.33 | 30 |
| 1745 | 20 | 16-QAM | 1/0 | 13.18 | H | 7.95 | 0.79 | 20.34 | 30 |

Any report having not been signed by authorized approver, or having been altered without authorization, or having not been stamped by the "Dedicated Testing/Inspection Stamp" is deemed to be invalid. Copying or excerpting portion of, or altering the content of the report is not permitted without the written authorization of AGC. The test results presented in the report apply only to the tested sample. Any objections to report issued by AGC should be submitted to AGC within 15days after the issuance of the test report. Further enquiry of validity or verification of the test report should be addressed to AGC by agc01@agccert.com.

**ERP for LTE Band 5**

| Frequency | Channel Bandwidth | Mode. | RB | Substituted level | Antenna Polarization | Antenna Gain correction | Cable Loss | Absolute Level | Limit (dBm) |
|---|---|---|---|---|---|---|---|---|---|
| 824.7 | 1.4 | QPSK | 1/0 | 14.44 | V | 6.7 | 0.49 | 20.65 | 38.45 |
| 836.5 | 1.4 | QPSK | 1/0 | 14.28 | V | 6.7 | 0.49 | 20.49 | 38.45 |
| 848.3 | 1.4 | QPSK | 1/0 | 14.09 | V | 6.7 | 0.49 | 20.30 | 38.45 |
| 824.7 | 1.4 | QPSK | 1/0 | 14.07 | H | 6.7 | 0.49 | 20.28 | 38.45 |
| 836.5 | 1.4 | QPSK | 1/0 | 13.98 | H | 6.7 | 0.49 | 20.19 | 38.45 |
| 848.3 | 1.4 | QPSK | 1/0 | 13.09 | H | 6.7 | 0.49 | 19.30 | 38.45 |
| 824.7 | 1.4 | 16-QAM | 1/0 | 13.23 | V | 6.7 | 0.49 | 19.44 | 38.45 |
| 836.5 | 1.4 | 16-QAM | 1/0 | 13.27 | V | 6.7 | 0.49 | 19.48 | 38.45 |
| 848.3 | 1.4 | 16-QAM | 1/0 | 13.15 | V | 6.7 | 0.49 | 19.36 | 38.45 |
| 824.7 | 1.4 | 16-QAM | 1/0 | 13.29 | H | 6.7 | 0.49 | 19.50 | 38.45 |
| 836.5 | 1.4 | 16-QAM | 1/0 | 13.34 | H | 6.7 | 0.49 | 19.55 | 38.45 |
| 848.3 | 1.4 | 16-QAM | 1/0 | 12.29 | H | 6.7 | 0.49 | 18.50 | 38.45 |
| 825.5 | 3 | QPSK | 1/0 | 14.40 | V | 6.7 | 0.49 | 20.61 | 38.45 |
| 836.5 | 3 | QPSK | 1/0 | 14.60 | V | 6.7 | 0.49 | 20.81 | 38.45 |
| 847.5 | 3 | QPSK | 1/0 | 14.45 | V | 6.7 | 0.49 | 20.66 | 38.45 |
| 825.5 | 3 | QPSK | 1/0 | 14.54 | H | 6.7 | 0.49 | 20.75 | 38.45 |
| 836.5 | 3 | QPSK | 1/0 | 14.44 | H | 6.7 | 0.49 | 20.65 | 38.45 |
| 847.5 | 3 | QPSK | 1/0 | 13.57 | H | 6.7 | 0.49 | 19.78 | 38.45 |
| 825.5 | 3 | 16-QAM | 1/0 | 13.78 | V | 6.7 | 0.49 | 19.99 | 38.45 |
| 836.5 | 3 | 16-QAM | 1/0 | 13.79 | V | 6.7 | 0.49 | 20.00 | 38.45 |
| 847.5 | 3 | 16-QAM | 1/0 | 13.70 | V | 6.7 | 0.49 | 19.91 | 38.45 |
| 825.5 | 3 | 16-QAM | 1/0 | 13.66 | H | 6.7 | 0.49 | 19.87 | 38.45 |
| 836.5 | 3 | 16-QAM | 1/0 | 13.69 | H | 6.7 | 0.49 | 19.90 | 38.45 |
| 847.5 | 3 | 16-QAM | 1/0 | 12.75 | H | 6.7 | 0.49 | 18.96 | 38.45 |
| 826.5 | 5 | QPSK | 1/0 | 14.27 | V | 6.7 | 0.49 | 20.48 | 38.45 |
| 836.5 | 5 | QPSK | 1/0 | 14.15 | V | 6.7 | 0.49 | 20.36 | 38.45 |
| 846.5 | 5 | QPSK | 1/0 | 14.05 | V | 6.7 | 0.49 | 20.26 | 38.45 |
| 826.5 | 5 | QPSK | 1/0 | 14.12 | H | 6.7 | 0.49 | 20.33 | 38.45 |
| 836.5 | 5 | QPSK | 1/0 | 14.06 | H | 6.7 | 0.49 | 20.27 | 38.45 |
| 846.5 | 5 | QPSK | 1/0 | 13.28 | H | 6.7 | 0.49 | 19.49 | 38.45 |
| 826.5 | 5 | 16-QAM | 1/0 | 13.25 | V | 6.7 | 0.49 | 19.46 | 38.45 |
| 836.5 | 5 | 16-QAM | 1/0 | 13.17 | V | 6.7 | 0.49 | 19.38 | 38.45 |
| 846.5 | 5 | 16-QAM | 1/0 | 13.15 | V | 6.7 | 0.49 | 19.36 | 38.45 |
| 826.5 | 5 | 16-QAM | 1/0 | 13.29 | H | 6.7 | 0.49 | 19.50 | 38.45 |
| 836.5 | 5 | 16-QAM | 1/0 | 13.22 | H | 6.7 | 0.49 | 19.43 | 38.45 |
| 846.5 | 5 | 16-QAM | 1/0 | 12.41 | H | 6.7 | 0.49 | 18.62 | 38.45 |

Any report having not been signed by authorized approver, or having been altered without authorization, or having not been stamped by the "Dedicated Testing/Inspection Stamp" is deemed to be invalid. Copying or excerpting portion of, or altering the content of the report is not permitted without the written authorization of AGC. The test results presented in the report apply only to the tested sample. Any objections to report issued by AGC should be submitted to AGC within 15days after the issuance of the test report. Further enquiry of validity or verification of the test report should be addressed to AGC by agc01@agccert.com.

| | | | | | | | | | |
|---|---|---|---|---|---|---|---|---|---|
| 829 | 10 | QPSK | 1/0 | 13.80 | V | 6.7 | 0.49 | 20.01 | 38.45 |
| 836.5 | 10 | QPSK | 1/0 | 13.74 | V | 6.7 | 0.49 | 19.95 | 38.45 |
| 844 | 10 | QPSK | 1/0 | 13.67 | V | 6.7 | 0.49 | 19.88 | 38.45 |
| 829 | 10 | QPSK | 1/0 | 12.92 | H | 6.7 | 0.49 | 19.13 | 38.45 |
| 836.5 | 10 | QPSK | 1/0 | 12.89 | H | 6.7 | 0.49 | 19.10 | 38.45 |
| 844 | 10 | QPSK | 1/0 | 12.89 | H | 6.7 | 0.49 | 19.10 | 38.45 |
| 829 | 10 | 16-QAM | 1/0 | 13.20 | V | 6.7 | 0.49 | 19.41 | 38.45 |
| 836.5 | 10 | 16-QAM | 1/0 | 13.19 | V | 6.7 | 0.49 | 19.40 | 38.45 |
| 844 | 10 | 16-QAM | 1/0 | 13.15 | V | 6.7 | 0.49 | 19.36 | 38.45 |
| 829 | 10 | 16-QAM | 1/0 | 12.08 | H | 6.7 | 0.49 | 18.29 | 38.45 |
| 836.5 | 10 | 16-QAM | 1/0 | 12.07 | H | 6.7 | 0.49 | 18.28 | 38.45 |
| 844 | 10 | 16-QAM | 1/0 | 12.02 | H | 6.7 | 0.49 | 18.23 | 38.45 |

Any report having not been signed by authorized approver, or having been altered without authorization, or having not been stamped by the "Dedicated Testing/Inspection Stamp" is deemed to be invalid. Copying or excerpting portion of, or altering the content of the report is not permitted without the written authorization of AGC. The test results presented in the report apply only to the tested sample. Any objections to report issued by AGC should be submitted to AGC within 15days after the issuance of the test report. Further enquiry of validity or verification of the test report should be addressed to AGC by agc01@agccert.com.

**EIRP for LTE Band 7**

| Frequency | Channel Bandwidth | Mode. | RB | Substituted level | Antenna Polarization | Antenna Gain correction | Cable Loss | Absolute Level | Limit (dBm) |
|---|---|---|---|---|---|---|---|---|---|
| 2502.5 | 5 | QPSK | 1/0 | 14.01 | V | 8.23 | 1.12 | 21.12 | 33 |
| 2535 | 5 | QPSK | 1/0 | 14.29 | V | 8.23 | 1.12 | 21.40 | 33 |
| 2567.5 | 5 | QPSK | 1/24 | 13.87 | V | 8.23 | 1.12 | 20.98 | 33 |
| 2502.5 | 5 | QPSK | 1/0 | 14.43 | H | 8.23 | 1.12 | 21.54 | 33 |
| 2535 | 5 | QPSK | 1/0 | 14.26 | H | 8.23 | 1.12 | 21.37 | 33 |
| 2567.5 | 5 | QPSK | 1/24 | 14.16 | H | 8.23 | 1.12 | 21.27 | 33 |
| 2502.5 | 5 | 16-QAM | 1/0 | 15.2 | V | 8.23 | 1.12 | 22.31 | 33 |
| 2535 | 5 | 16-QAM | 1/0 | 16.03 | V | 8.23 | 1.12 | 23.14 | 33 |
| 2567.5 | 5 | 16-QAM | 1/24 | 14.88 | V | 8.23 | 1.12 | 21.99 | 33 |
| 2502.5 | 5 | 16-QAM | 1/0 | 15.07 | H | 8.23 | 1.12 | 22.18 | 33 |
| 2535 | 5 | 16-QAM | 1/0 | 14.77 | H | 8.23 | 1.12 | 21.88 | 33 |
| 2567.5 | 5 | 16-QAM | 1/24 | 14.9 | H | 8.23 | 1.12 | 22.01 | 33 |
| 2505 | 10 | QPSK | 1/0 | 15.35 | V | 8.23 | 1.12 | 22.46 | 33 |
| 2535 | 10 | QPSK | 1/49 | 15.35 | V | 8.23 | 1.12 | 22.46 | 33 |
| 2565 | 10 | QPSK | 1/0 | 14.23 | V | 8.23 | 1.12 | 21.34 | 33 |
| 2505 | 10 | QPSK | 1/0 | 14.76 | H | 8.23 | 1.12 | 21.87 | 33 |
| 2535 | 10 | QPSK | 1/49 | 15.66 | H | 8.23 | 1.12 | 22.77 | 33 |
| 2565 | 10 | QPSK | 1/0 | 15.62 | H | 8.23 | 1.12 | 22.73 | 33 |
| 2505 | 10 | 16-QAM | 1/0 | 14.2 | V | 8.23 | 1.12 | 21.31 | 33 |
| 2535 | 10 | 16-QAM | 1/49 | 15.09 | V | 8.23 | 1.12 | 22.20 | 33 |
| 2565 | 10 | 16-QAM | 1/0 | 14.87 | V | 8.23 | 1.12 | 21.98 | 33 |
| 2505 | 10 | 16-QAM | 1/0 | 13.71 | H | 8.23 | 1.12 | 20.82 | 33 |
| 2535 | 10 | 16-QAM | 1/49 | 14.78 | H | 8.23 | 1.12 | 21.89 | 33 |
| 2565 | 10 | 16-QAM | 1/0 | 14.68 | H | 8.23 | 1.12 | 21.79 | 33 |
| 2507.5 | 15 | QPSK | 1/0 | 15.33 | V | 8.23 | 1.12 | 22.44 | 33 |
| 2535 | 15 | QPSK | 1/74 | 14.79 | V | 8.23 | 1.12 | 21.90 | 33 |
| 2562.5 | 15 | QPSK | 1/0 | 14.84 | V | 8.23 | 1.12 | 21.95 | 33 |
| 2507.5 | 15 | QPSK | 1/0 | 14.37 | H | 8.23 | 1.12 | 21.48 | 33 |
| 2535 | 15 | QPSK | 1/74 | 14.14 | H | 8.23 | 1.12 | 21.25 | 33 |
| 2562.5 | 15 | QPSK | 1/0 | 13.35 | H | 8.23 | 1.12 | 20.46 | 33 |
| 2507.5 | 15 | 16-QAM | 1/0 | 14.35 | V | 8.23 | 1.12 | 21.46 | 33 |
| 2535 | 15 | 16-QAM | 1/74 | 13.79 | V | 8.23 | 1.12 | 20.90 | 33 |
| 2562.5 | 15 | 16-QAM | 1/0 | 13.86 | V | 8.23 | 1.12 | 20.97 | 33 |
| 2507.5 | 15 | 16-QAM | 1/0 | 13.43 | H | 8.23 | 1.12 | 20.54 | 33 |
| 2535 | 15 | 16-QAM | 1/74 | 13.45 | H | 8.23 | 1.12 | 20.56 | 33 |
| 2562.5 | 15 | 16-QAM | 1/0 | 13.62 | H | 8.23 | 1.12 | 20.73 | 33 |
| 2510 | 20 | QPSK | 1/99 | 15.03 | V | 8.23 | 1.12 | 22.14 | 33 |

Any report having not been signed by authorized approver, or having been altered without authorization, or having not been stamped by the "Dedicated Testing/Inspection Stamp" is deemed to be invalid. Copying or excerpting portion of, or altering the content of the report is not permitted without the written authorization of AGC. The test results presented in the report apply only to the tested sample. Any objections to report issued by AGC should be submitted to AGC within 15days after the issuance of the test report. Further enquiry of validity or verification of the test report should be addressed to AGC by agc01@agccert.com.

| | | | | | | | | | |
|---|---|---|---|---|---|---|---|---|---|
| 2535 | 20 | QPSK | 1/99 | 15.63 | V | 8.23 | 1.12 | 22.74 | 33 |
| 2560 | 20 | QPSK | 1/0 | 15.63 | V | 8.23 | 1.12 | 22.74 | 33 |
| 2510 | 20 | QPSK | 1/99 | 14.34 | H | 8.23 | 1.12 | 21.45 | 33 |
| 2535 | 20 | QPSK | 1/99 | 14.72 | H | 8.23 | 1.12 | 21.83 | 33 |
| 2560 | 20 | QPSK | 1/0 | 14.7 | H | 8.23 | 1.12 | 21.81 | 33 |
| 2510 | 20 | 16-QAM | 1/99 | 14.34 | V | 8.23 | 1.12 | 21.45 | 33 |
| 2535 | 20 | 16-QAM | 1/99 | 15.13 | V | 8.23 | 1.12 | 22.24 | 33 |
| 2560 | 20 | 16-QAM | 1/0 | 15.12 | V | 8.23 | 1.12 | 22.23 | 33 |
| 2510 | 20 | 16-QAM | 1/99 | 13.65 | H | 8.23 | 1.12 | 20.76 | 33 |
| 2535 | 20 | 16-QAM | 1/99 | 14.03 | H | 8.23 | 1.12 | 21.14 | 33 |
| 2560 | 20 | 16-QAM | 1/0 | 14.93 | H | 8.23 | 1.12 | 22.04 | 33 |

Any report having not been signed by authorized approver, or having been altered without authorization, or having not been stamped by the "Dedicated Testing/Inspection Stamp" is deemed to be invalid. Copying or excerpting portion of, or altering the content of the report is not permitted without the written authorization of AGC. The test results presented in the report apply only to the tested sample. Any objections to report issued by AGC should be submitted to AGC within 15days after the issuance of the test report. Further enquiry of validity or verification of the test report should be addressed to AGC by agc01@agccert.com.

**ERP for LTE Band 12**

| Frequency | Channel Bandwidth | Mode. | RB | Substituted level | Antenna Polarization | Antenna Gain correction | Cable Loss | Absolute Level | Limit (dBm) |
|---|---|---|---|---|---|---|---|---|---|
| 699.7 | 1.4 | QPSK | 1/0 | 14.41 | V | 6.6 | 0.47 | 20.54 | 34.77 |
| 707.5 | 1.4 | QPSK | 1/0 | 14.14 | V | 6.6 | 0.47 | 20.27 | 34.77 |
| 715.3 | 1.4 | QPSK | 1/24 | 13.91 | V | 6.6 | 0.47 | 20.04 | 34.77 |
| 699.7 | 1.4 | QPSK | 1/0 | 14.21 | H | 6.6 | 0.47 | 20.34 | 34.77 |
| 707.5 | 1.4 | QPSK | 1/0 | 13.98 | H | 6.6 | 0.47 | 20.11 | 34.77 |
| 715.3 | 1.4 | QPSK | 1/24 | 13.18 | H | 6.6 | 0.47 | 19.31 | 34.77 |
| 699.7 | 1.4 | 16-QAM | 1/0 | 13.47 | V | 6.6 | 0.47 | 19.60 | 34.77 |
| 707.5 | 1.4 | 16-QAM | 1/0 | 13.29 | V | 6.6 | 0.47 | 19.42 | 34.77 |
| 715.3 | 1.4 | 16-QAM | 1/24 | 13.06 | V | 6.6 | 0.47 | 19.19 | 34.77 |
| 699.7 | 1.4 | 16-QAM | 1/0 | 13.53 | H | 6.6 | 0.47 | 19.66 | 34.77 |
| 707.5 | 1.4 | 16-QAM | 1/0 | 13.26 | H | 6.6 | 0.47 | 19.39 | 34.77 |
| 715.3 | 1.4 | 16-QAM | 1/24 | 12.36 | H | 6.6 | 0.47 | 18.49 | 34.77 |
| 700.5 | 3 | QPSK | 1/0 | 15.39 | V | 6.6 | 0.47 | 21.52 | 34.77 |
| 707.5 | 3 | QPSK | 1/49 | 15.22 | V | 6.6 | 0.47 | 21.35 | 34.77 |
| 714.5 | 3 | QPSK | 1/0 | 15.01 | V | 6.6 | 0.47 | 21.14 | 34.77 |
| 700.5 | 3 | QPSK | 1/0 | 15.37 | H | 6.6 | 0.47 | 21.50 | 34.77 |
| 707.5 | 3 | QPSK | 1/49 | 15.09 | H | 6.6 | 0.47 | 21.22 | 34.77 |
| 714.5 | 3 | QPSK | 1/0 | 14.37 | H | 6.6 | 0.47 | 20.50 | 34.77 |
| 700.5 | 3 | 16-QAM | 1/0 | 14.68 | V | 6.6 | 0.47 | 20.81 | 34.77 |
| 707.5 | 3 | 16-QAM | 1/49 | 14.52 | V | 6.6 | 0.47 | 20.65 | 34.77 |
| 714.5 | 3 | 16-QAM | 1/0 | 14.34 | V | 6.6 | 0.47 | 20.47 | 34.77 |
| 700.5 | 3 | 16-QAM | 1/0 | 14.5 | H | 6.6 | 0.47 | 20.63 | 34.77 |
| 707.5 | 3 | 16-QAM | 1/49 | 14.3 | H | 6.6 | 0.47 | 20.43 | 34.77 |
| 714.5 | 3 | 16-QAM | 1/0 | 13.34 | H | 6.6 | 0.47 | 19.47 | 34.77 |
| 701.5 | 5 | QPSK | 1/0 | 14.06 | V | 6.6 | 0.47 | 20.19 | 34.77 |
| 707.5 | 5 | QPSK | 1/74 | 14.21 | V | 6.6 | 0.47 | 20.34 | 34.77 |
| 713.5 | 5 | QPSK | 1/0 | 14.06 | V | 6.6 | 0.47 | 20.19 | 34.77 |
| 701.5 | 5 | QPSK | 1/0 | 14.08 | H | 6.6 | 0.47 | 20.21 | 34.77 |
| 707.5 | 5 | QPSK | 1/74 | 14.02 | H | 6.6 | 0.47 | 20.15 | 34.77 |
| 713.5 | 5 | QPSK | 1/0 | 13.2 | H | 6.6 | 0.47 | 19.33 | 34.77 |
| 701.5 | 5 | 16-QAM | 1/0 | 13 | V | 6.6 | 0.47 | 19.13 | 34.77 |
| 707.5 | 5 | 16-QAM | 1/74 | 13.15 | V | 6.6 | 0.47 | 19.28 | 34.77 |
| 713.5 | 5 | 16-QAM | 1/0 | 13.06 | V | 6.6 | 0.47 | 19.19 | 34.77 |
| 701.5 | 5 | 16-QAM | 1/0 | 13.17 | H | 6.6 | 0.47 | 19.30 | 34.77 |
| 707.5 | 5 | 16-QAM | 1/74 | 13.14 | H | 6.6 | 0.47 | 19.27 | 34.77 |
| 713.5 | 5 | 16-QAM | 1/0 | 12.36 | H | 6.6 | 0.47 | 18.49 | 34.77 |
| 704.0 | 10 | QPSK | 1/99 | 14.15 | V | 6.6 | 0.47 | 20.28 | 34.77 |

Any report having not been signed by authorized approver, or having been altered without authorization, or having not been stamped by the "Dedicated Testing/Inspection Stamp" is deemed to be invalid. Copying or excerpting portion of, or altering the content of the report is not permitted without the written authorization of AGC. The test results presented in the report apply only to the tested sample. Any objections to report issued by AGC should be submitted to AGC within 15days after the issuance of the test report. Further enquiry of validity or verification of the test report should be addressed to AGC by agc01@agccert.com.

| | | | | | | | | | |
|---|---|---|---|---|---|---|---|---|---|
| 707.5 | 10 | QPSK | 1/99 | 13.74 | V | 6.6 | 0.47 | 19.87 | 34.77 |
| 711.0 | 10 | QPSK | 1/0 | 13.6 | V | 6.6 | 0.47 | 19.73 | 34.77 |
| 704.0 | 10 | QPSK | 1/99 | 13.1 | H | 6.6 | 0.47 | 19.23 | 34.77 |
| 707.5 | 10 | QPSK | 1/99 | 12.9 | H | 6.6 | 0.47 | 19.03 | 34.77 |
| 711.0 | 10 | QPSK | 1/0 | 12.97 | H | 6.6 | 0.47 | 19.10 | 34.77 |
| 704.0 | 10 | 16-QAM | 1/99 | 13.54 | V | 6.6 | 0.47 | 19.67 | 34.77 |
| 707.5 | 10 | 16-QAM | 1/99 | 13.19 | V | 6.6 | 0.47 | 19.32 | 34.77 |
| 711.0 | 10 | 16-QAM | 1/0 | 13.04 | V | 6.6 | 0.47 | 19.17 | 34.77 |
| 704.0 | 10 | 16-QAM | 1/99 | 12.22 | H | 6.6 | 0.47 | 18.35 | 34.77 |
| 707.5 | 10 | 16-QAM | 1/99 | 12.09 | H | 6.6 | 0.47 | 18.22 | 34.77 |
| 711.0 | 10 | 16-QAM | 1/0 | 12.12 | H | 6.6 | 0.47 | 18.25 | 34.77 |

Any report having not been signed by authorized approver, or having been altered without authorization, or having not been stamped by the "Dedicated Testing/Inspection Stamp" is deemed to be invalid. Copying or excerpting portion of, or altering the content of the report is not permitted without the written authorization of AGC. The test results presented in the report apply only to the tested sample. Any objections to report issued by AGC should be submitted to AGC within 15days after the issuance of the test report. Further enquiry of validity or verification of the test report should be addressed to AGC by agc01@agccert.com.

**ERP for LTE Band 13**

| Frequency | Channel Bandwidth | Mode. | RB | Substituted level | Antenna Polarization | Antenna Gain correction | Cable Loss | Absolute Level | Limit (dBm) |
|---|---|---|---|---|---|---|---|---|---|
| 779.5 | 5 | QPSK | 1/0 | 13.49 | V | 6.6 | 0.47 | 19.62 | 34.77 |
| 782.0 | 5 | QPSK | 1/74 | 13.18 | V | 6.6 | 0.47 | 19.31 | 34.77 |
| 784.5 | 5 | QPSK | 1/0 | 13.87 | V | 6.6 | 0.47 | 20.00 | 34.77 |
| 779.5 | 5 | QPSK | 1/0 | 12.36 | H | 6.6 | 0.47 | 18.49 | 34.77 |
| 782.0 | 5 | QPSK | 1/74 | 12.64 | H | 6.6 | 0.47 | 18.77 | 34.77 |
| 784.5 | 5 | QPSK | 1/0 | 12.48 | H | 6.6 | 0.47 | 18.61 | 34.77 |
| 779.5 | 5 | 16-QAM | 1/0 | 12.89 | V | 6.6 | 0.47 | 19.02 | 34.77 |
| 782.0 | 5 | 16-QAM | 1/74 | 12.73 | V | 6.6 | 0.47 | 18.86 | 34.77 |
| 784.5 | 5 | 16-QAM | 1/0 | 13.37 | V | 6.6 | 0.47 | 19.50 | 34.77 |
| 779.5 | 5 | 16-QAM | 1/0 | 11.49 | H | 6.6 | 0.47 | 17.62 | 34.77 |
| 782.0 | 5 | 16-QAM | 1/74 | 11.84 | H | 6.6 | 0.47 | 17.97 | 34.77 |
| 784.5 | 5 | 16-QAM | 1/0 | 11.68 | H | 6.6 | 0.47 | 17.81 | 34.77 |
| 782.0 | 10 | QPSK | 1/99 | 13.07 | V | 6.6 | 0.47 | 19.20 | 34.77 |
| 782.0 | 10 | QPSK | 1/99 | 13.97 | H | 6.6 | 0.47 | 20.10 | 34.77 |
| 782.0 | 10 | 16-QAM | 1/99 | 12.57 | V | 6.6 | 0.47 | 18.70 | 34.77 |
| 782.0 | 10 | 16-QAM | 1/99 | 12.72 | H | 6.6 | 0.47 | 18.85 | 34.77 |

Any report having not been signed by authorized approver, or having been altered without authorization, or having not been stamped by the "Dedicated Testing/Inspection Stamp" is deemed to be invalid. Copying or excerpting portion of, or altering the content of the report is not permitted without the written authorization of AGC. The test results presented in the report apply only to the tested sample. Any objections to report issued by AGC should be submitted to AGC within 15days after the issuance of the test report. Further enquiry of validity or verification of the test report should be addressed to AGC by agc01@agccert.com.

**ERP for LTE Band 17**

| Frequency | Channel Bandwidth | Mode. | RB | Substituted level | Antenna Polarization | Antenna Gain correction | Cable Loss | Absolute Level | Limit (dBm) |
|---|---|---|---|---|---|---|---|---|---|
| 706.5 | 5 | QPSK | 1/0 | 13.78 | V | 6.6 | 0.47 | 19.91 | 34.77 |
| 710.0 | 5 | QPSK | 1/74 | 12.98 | V | 6.6 | 0.47 | 19.11 | 34.77 |
| 713.5 | 5 | QPSK | 1/0 | 14.36 | V | 6.6 | 0.47 | 20.49 | 34.77 |
| 706.5 | 5 | QPSK | 1/0 | 13.54 | H | 6.6 | 0.47 | 19.67 | 34.77 |
| 710.0 | 5 | QPSK | 1/74 | 13.75 | H | 6.6 | 0.47 | 19.88 | 34.77 |
| 713.5 | 5 | QPSK | 1/0 | 13.71 | H | 6.6 | 0.47 | 19.84 | 34.77 |
| 706.5 | 5 | 16-QAM | 1/0 | 13.25 | V | 6.6 | 0.47 | 19.38 | 34.77 |
| 710.0 | 5 | 16-QAM | 1/74 | 13.78 | V | 6.6 | 0.47 | 19.91 | 34.77 |
| 713.5 | 5 | 16-QAM | 1/0 | 13.72 | V | 6.6 | 0.47 | 19.85 | 34.77 |
| 706.5 | 5 | 16-QAM | 1/0 | 12.53 | H | 6.6 | 0.47 | 18.66 | 34.77 |
| 710.0 | 5 | 16-QAM | 1/74 | 12.74 | H | 6.6 | 0.47 | 18.87 | 34.77 |
| 713.5 | 5 | 16-QAM | 1/0 | 12.72 | H | 6.6 | 0.47 | 18.85 | 34.77 |
| 709.0 | 10 | QPSK | 1/99 | 14.66 | V | 6.6 | 0.47 | 20.79 | 34.77 |
| 710.0 | 10 | QPSK | 1/99 | 13.96 | V | 6.6 | 0.47 | 20.09 | 34.77 |
| 711.0 | 10 | QPSK | 1/0 | 13.01 | V | 6.6 | 0.47 | 19.14 | 34.77 |
| 709.0 | 10 | QPSK | 1/99 | 13.21 | H | 6.6 | 0.47 | 19.34 | 34.77 |
| 710.0 | 10 | QPSK | 1/99 | 12.56 | H | 6.6 | 0.47 | 18.69 | 34.77 |
| 711.0 | 10 | QPSK | 1/0 | 13.13 | H | 6.6 | 0.47 | 19.26 | 34.77 |
| 709.0 | 10 | 16-QAM | 1/99 | 13.92 | V | 6.6 | 0.47 | 20.05 | 34.77 |
| 710.0 | 10 | 16-QAM | 1/99 | 13.25 | V | 6.6 | 0.47 | 19.38 | 34.77 |
| 711.0 | 10 | 16-QAM | 1/0 | 12.32 | V | 6.6 | 0.47 | 18.45 | 34.77 |
| 709.0 | 10 | 16-QAM | 1/99 | 12.2 | H | 6.6 | 0.47 | 18.33 | 34.77 |
| 710.0 | 10 | 16-QAM | 1/99 | 11.55 | H | 6.6 | 0.47 | 17.68 | 34.77 |
| 711.0 | 10 | 16-QAM | 1/0 | 12.18 | H | 6.6 | 0.47 | 18.31 | 34.77 |

Any report having not been signed by authorized approver, or having been altered without authorization, or having not been stamped by the "Dedicated Testing/Inspection Stamp" is deemed to be invalid. Copying or excerpting portion of, or altering the content of the report is not permitted without the written authorization of AGC. The test results presented in the report apply only to the tested sample. Any objections to report issued by AGC should be submitted to AGC within 15days after the issuance of the test report. Further enquiry of validity or verification of the test report should be addressed to AGC by agc01@agccert.com.

**EIRP for LTE Band 38**

| Frequency | Channel Bandwidth | Mode. | RB | Substituted level | Antenna Polarization | Antenna Gain correction | Cable Loss | Absolute Level | Limit (dBm) |
|---|---|---|---|---|---|---|---|---|---|
| 2572.5 | 5 | QPSK | 1/0 | 14.02 | V | 8.22 | 1.10 | 21.13 | 33 |
| 2595 | 5 | QPSK | 1/0 | 14.23 | V | 8.22 | 1.10 | 21.34 | 33 |
| 2617.5 | 5 | QPSK | 1/24 | 14.17 | V | 8.22 | 1.10 | 21.28 | 33 |
| 2572.5 | 5 | QPSK | 1/0 | 16.21 | H | 8.22 | 1.10 | 23.32 | 33 |
| 2595 | 5 | QPSK | 1/0 | 16.2 | H | 8.22 | 1.10 | 23.31 | 33 |
| 2617.5 | 5 | QPSK | 1/24 | 16.12 | H | 8.22 | 1.10 | 23.23 | 33 |
| 2572.5 | 5 | 16-QAM | 1/0 | 15.1 | V | 8.22 | 1.10 | 22.21 | 33 |
| 2595 | 5 | 16-QAM | 1/0 | 15.1 | V | 8.22 | 1.10 | 22.21 | 33 |
| 2617.5 | 5 | 16-QAM | 1/24 | 15.1 | V | 8.22 | 1.10 | 22.21 | 33 |
| 2572.5 | 5 | 16-QAM | 1/0 | 15.53 | H | 8.22 | 1.10 | 22.64 | 33 |
| 2595 | 5 | 16-QAM | 1/0 | 15.59 | H | 8.22 | 1.10 | 22.70 | 33 |
| 2617.5 | 5 | 16-QAM | 1/24 | 15.46 | H | 8.22 | 1.10 | 22.57 | 33 |
| 2575 | 10 | QPSK | 1/0 | 15.41 | V | 8.22 | 1.10 | 22.52 | 33 |
| 2595 | 10 | QPSK | 1/49 | 15.53 | V | 8.22 | 1.10 | 22.64 | 33 |
| 2615 | 10 | QPSK | 1/0 | 15.59 | V | 8.22 | 1.10 | 22.70 | 33 |
| 2575 | 10 | QPSK | 1/0 | 15.16 | H | 8.22 | 1.10 | 22.27 | 33 |
| 2595 | 10 | QPSK | 1/49 | 15.31 | H | 8.22 | 1.10 | 22.42 | 33 |
| 2615 | 10 | QPSK | 1/0 | 15.27 | H | 8.22 | 1.10 | 22.38 | 33 |
| 2575 | 10 | 16-QAM | 1/0 | 14.08 | V | 8.22 | 1.10 | 21.19 | 33 |
| 2595 | 10 | 16-QAM | 1/49 | 14.22 | V | 8.22 | 1.10 | 21.33 | 33 |
| 2615 | 10 | 16-QAM | 1/0 | 14.18 | V | 8.22 | 1.10 | 21.29 | 33 |
| 2575 | 10 | 16-QAM | 1/0 | 14.04 | H | 8.22 | 1.10 | 21.15 | 33 |
| 2595 | 10 | 16-QAM | 1/49 | 14.28 | H | 8.22 | 1.10 | 21.39 | 33 |
| 2615 | 10 | 16-QAM | 1/0 | 14.25 | H | 8.22 | 1.10 | 21.36 | 33 |
| 2577.5 | 15 | QPSK | 1/0 | 13.2 | V | 8.22 | 1.10 | 20.31 | 33 |
| 2595 | 15 | QPSK | 1/74 | 13.29 | V | 8.22 | 1.10 | 20.40 | 33 |
| 2612.5 | 15 | QPSK | 1/0 | 15.76 | V | 8.22 | 1.10 | 22.87 | 33 |
| 2577.5 | 15 | QPSK | 1/0 | 16.22 | H | 8.22 | 1.10 | 23.33 | 33 |
| 2595 | 15 | QPSK | 1/74 | 16.09 | H | 8.22 | 1.10 | 23.20 | 33 |
| 2612.5 | 15 | QPSK | 1/0 | 14.87 | H | 8.22 | 1.10 | 21.98 | 33 |
| 2577.5 | 15 | 16-QAM | 1/0 | 15.13 | V | 8.22 | 1.10 | 22.24 | 33 |
| 2595 | 15 | 16-QAM | 1/74 | 15.05 | V | 8.22 | 1.10 | 22.16 | 33 |
| 2612.5 | 15 | 16-QAM | 1/0 | 15.2 | V | 8.22 | 1.10 | 22.31 | 33 |
| 2577.5 | 15 | 16-QAM | 1/0 | 15.59 | H | 8.22 | 1.10 | 22.70 | 33 |
| 2595 | 15 | 16-QAM | 1/74 | 15.57 | H | 8.22 | 1.10 | 22.68 | 33 |
| 2612.5 | 15 | 16-QAM | 1/0 | 14.05 | H | 8.22 | 1.10 | 21.16 | 33 |
| 2580 | 20 | QPSK | 1/99 | 14.34 | V | 8.22 | 1.10 | 21.45 | 33 |

Any report having not been signed by authorized approver, or having been altered without authorization, or having not been stamped by the "Dedicated Testing/Inspection Stamp" is deemed to be invalid. Copying or excerpting portion of, or altering the content of the report is not permitted without the written authorization of AGC. The test results presented in the report apply only to the tested sample. Any objections to report issued by AGC should be submitted to AGC within 15days after the issuance of the test report. Further enquiry of validity or verification of the test report should be addressed to AGC by agc01@agccert.com.

| | | | | | | | | | |
|---|---|---|---|---|---|---|---|---|---|
| 2595 | 20 | QPSK | 1/99 | 16.23 | V | 8.22 | 1.10 | 23.34 | 33 |
| 2610 | 20 | QPSK | 1/0 | 16.31 | V | 8.22 | 1.10 | 23.42 | 33 |
| 2580 | 20 | QPSK | 1/99 | 16.15 | H | 8.22 | 1.10 | 23.26 | 33 |
| 2595 | 20 | QPSK | 1/99 | 15.03 | H | 8.22 | 1.10 | 22.14 | 33 |
| 2610 | 20 | QPSK | 1/0 | 15.08 | H | 8.22 | 1.10 | 22.19 | 33 |
| 2580 | 20 | 16-QAM | 1/99 | 15.12 | V | 8.22 | 1.10 | 22.23 | 33 |
| 2595 | 20 | 16-QAM | 1/99 | 15.1 | V | 8.22 | 1.10 | 22.21 | 33 |
| 2610 | 20 | 16-QAM | 1/0 | 14.49 | V | 8.22 | 1.10 | 21.60 | 33 |
| 2580 | 20 | 16-QAM | 1/99 | 15.12 | H | 8.22 | 1.10 | 22.23 | 33 |
| 2595 | 20 | 16-QAM | 1/99 | 14.14 | H | 8.22 | 1.10 | 21.25 | 33 |
| 2610 | 20 | 16-QAM | 1/0 | 14.18 | H | 8.22 | 1.10 | 21.29 | 33 |

Any report having not been signed by authorized approver, or having been altered without authorization, or having not been stamped by the "Dedicated Testing/Inspection Stamp" is deemed to be invalid. Copying or excerpting portion of, or altering the content of the report is not permitted without the written authorization of AGC. The test results presented in the report apply only to the tested sample. Any objections to report issued by AGC should be submitted to AGC within 15days after the issuance of the test report. Further enquiry of validity or verification of the test report should be addressed to AGC by agc01@agccert.com.

**EIRP for LTE Band 40-Lower Side**

| Frequency | Channel Bandwidth | Mode. | RB | Substituted level | Antenna Polarization | Antenna Gain correction | Cable Loss | Absolute Level | Limit (dBm) |
|---|---|---|---|---|---|---|---|---|---|
| 2307.5 | 5 | QPSK | 1/0 | 15.12 | V | 8.10 | 0.98 | 22.24 | 23.98 |
| 2310.0 | 5 | QPSK | 1/0 | 15.26 | V | 8.10 | 0.98 | 22.38 | 23.98 |
| 2312.5 | 5 | QPSK | 1/24 | 15.17 | V | 8.10 | 0.98 | 22.29 | 23.98 |
| 2307.5 | 5 | QPSK | 1/0 | 14.04 | H | 8.10 | 0.98 | 21.16 | 23.98 |
| 2310.0 | 5 | QPSK | 1/0 | 14.12 | H | 8.10 | 0.98 | 21.24 | 23.98 |
| 2312.5 | 5 | QPSK | 1/24 | 14.07 | H | 8.10 | 0.98 | 21.19 | 23.98 |
| 2307.5 | 5 | 16-QAM | 1/0 | 14.28 | V | 8.10 | 0.98 | 21.40 | 23.98 |
| 2310.0 | 5 | 16-QAM | 1/0 | 14.44 | V | 8.10 | 0.98 | 21.56 | 23.98 |
| 2312.5 | 5 | 16-QAM | 1/24 | 14.37 | V | 8.10 | 0.98 | 21.49 | 23.98 |
| 2307.5 | 5 | 16-QAM | 1/0 | 13.18 | H | 8.10 | 0.98 | 20.30 | 23.98 |
| 2310.0 | 5 | 16-QAM | 1/0 | 13.27 | H | 8.10 | 0.98 | 20.39 | 23.98 |
| 2312.5 | 5 | 16-QAM | 1/24 | 13.26 | H | 8.10 | 0.98 | 20.38 | 23.98 |
| 2310 | 10 | QPSK | 1/0 | 15.12 | V | 8.10 | 0.98 | 22.24 | 23.98 |
| 2310 | 10 | QPSK | 1/49 | 15.26 | V | 8.10 | 0.98 | 22.38 | 23.98 |
| 2310 | 10 | QPSK | 1/0 | 15.16 | H | 8.10 | 0.98 | 22.28 | 23.98 |
| 2310 | 10 | QPSK | 1/49 | 14.13 | H | 8.10 | 0.98 | 21.25 | 23.98 |
| 2310 | 10 | 16-QAM | 1/0 | 14.16 | V | 8.10 | 0.98 | 21.28 | 23.98 |
| 2310 | 10 | 16-QAM | 1/49 | 14.12 | V | 8.10 | 0.98 | 21.24 | 23.98 |
| 2310 | 10 | 16-QAM | 1/0 | 14.5 | H | 8.10 | 0.98 | 21.62 | 23.98 |
| 2310 | 10 | 16-QAM | 1/49 | 14.56 | H | 8.10 | 0.98 | 21.68 | 23.98 |

Any report having not been signed by authorized approver, or having been altered without authorization, or having not been stamped by the "Dedicated Testing/Inspection Stamp" is deemed to be invalid. Copying or excerpting portion of, or altering the content of the report is not permitted without the written authorization of AGC. The test results presented in the report apply only to the tested sample. Any objections to report issued by AGC should be submitted to AGC within 15days after the issuance of the test report. Further enquiry of validity or verification of the test report should be addressed to AGC by agc01@agccert.com.

**EIRP for LTE Band 40-UpperSide**

| Frequency | Channel Bandwidth | Mode. | RB | Substituted level | Antenna Polarization | Antenna Gain correction | Cable Loss | Absolute Level | Limit (dBm) |
|---|---|---|---|---|---|---|---|---|---|
| 2352.5 | 5 | QPSK | 1/0 | 14.94 | V | 8.10 | 0.98 | 22.06 | 23.98 |
| 2355.0 | 5 | QPSK | 1/0 | 15.03 | V | 8.10 | 0.98 | 22.15 | 23.98 |
| 2357.5 | 5 | QPSK | 1/24 | 14.98 | V | 8.10 | 0.98 | 22.10 | 23.98 |
| 2352.5 | 5 | QPSK | 1/0 | 13.86 | H | 8.10 | 0.98 | 20.98 | 23.98 |
| 2355.0 | 5 | QPSK | 1/0 | 13.88 | H | 8.10 | 0.98 | 21.00 | 23.98 |
| 2357.5 | 5 | QPSK | 1/24 | 13.86 | H | 8.10 | 0.98 | 20.98 | 23.98 |
| 2352.5 | 5 | 16-QAM | 1/0 | 14.14 | V | 8.10 | 0.98 | 21.26 | 23.98 |
| 2355.0 | 5 | 16-QAM | 1/0 | 14.25 | V | 8.10 | 0.98 | 21.37 | 23.98 |
| 2357.5 | 5 | 16-QAM | 1/24 | 14.16 | V | 8.10 | 0.98 | 21.28 | 23.98 |
| 2352.5 | 5 | 16-QAM | 1/0 | 13.02 | H | 8.10 | 0.98 | 20.14 | 23.98 |
| 2355.0 | 5 | 16-QAM | 1/0 | 13.06 | H | 8.10 | 0.98 | 20.18 | 23.98 |
| 2357.5 | 5 | 16-QAM | 1/24 | 13.05 | H | 8.10 | 0.98 | 20.17 | 23.98 |
| 2355 | 10 | QPSK | 1/0 | 14.93 | V | 8.10 | 0.98 | 22.05 | 23.98 |
| 2355 | 10 | QPSK | 1/49 | 14.96 | V | 8.10 | 0.98 | 22.08 | 23.98 |
| 2355 | 10 | QPSK | 1/0 | 14.85 | H | 8.10 | 0.98 | 21.97 | 23.98 |
| 2355 | 10 | QPSK | 1/49 | 13.84 | H | 8.10 | 0.98 | 20.96 | 23.98 |
| 2355 | 10 | 16-QAM | 1/0 | 13.86 | V | 8.10 | 0.98 | 20.98 | 23.98 |
| 2355 | 10 | 16-QAM | 1/49 | 13.85 | V | 8.10 | 0.98 | 20.97 | 23.98 |
| 2355 | 10 | 16-QAM | 1/0 | 14.19 | H | 8.10 | 0.98 | 21.31 | 23.98 |
| 2355 | 10 | 16-QAM | 1/49 | 14.30 | H | 8.10 | 0.98 | 21.42 | 23.98 |

Any report having not been signed by authorized approver, or having been altered without authorization, or having not been stamped by the "Dedicated Testing/Inspection Stamp" is deemed to be invalid. Copying or excerpting portion of, or altering the content of the report is not permitted without the written authorization of AGC. The test results presented in the report apply only to the tested sample. Any objections to report issued by AGC should be submitted to AGC within 15days after the issuance of the test report. Further enquiry of validity or verification of the test report should be addressed to AGC by agc01@agccert.com.

**EIRP for LTE Band 41**

| Frequency | Channel Bandwidth | Mode. | RB | Substituted level | Antenna Polarization | Antenna Gain correction | Cable Loss | Absolute Level | Limit (dBm) |
|---|---|---|---|---|---|---|---|---|---|
| 2498.5 | 5 | QPSK | 1/0 | 12.86 | V | 8.23 | 1.12 | 19.97 | 33 |
| 2593.0 | 5 | QPSK | 1/0 | 12.88 | V | 8.23 | 1.12 | 19.99 | 33 |
| 2687.5 | 5 | QPSK | 1/24 | 12.87 | V | 8.23 | 1.12 | 19.98 | 33 |
| 2498.5 | 5 | QPSK | 1/0 | 12.86 | H | 8.23 | 1.12 | 19.97 | 33 |
| 2593.0 | 5 | QPSK | 1/0 | 12.95 | H | 8.23 | 1.12 | 20.06 | 33 |
| 2687.5 | 5 | QPSK | 1/24 | 12.94 | H | 8.23 | 1.12 | 20.05 | 33 |
| 2498.5 | 5 | 16-QAM | 1/0 | 12.93 | V | 8.23 | 1.12 | 20.04 | 33 |
| 2593.0 | 5 | 16-QAM | 1/0 | 12.92 | V | 8.23 | 1.12 | 20.03 | 33 |
| 2687.5 | 5 | 16-QAM | 1/24 | 12.92 | V | 8.23 | 1.12 | 20.03 | 33 |
| 2498.5 | 5 | 16-QAM | 1/0 | 12.91 | H | 8.23 | 1.12 | 20.02 | 33 |
| 2593.0 | 5 | 16-QAM | 1/0 | 12.91 | H | 8.23 | 1.12 | 20.02 | 33 |
| 2687.5 | 5 | 16-QAM | 1/24 | 12.92 | H | 8.23 | 1.12 | 20.03 | 33 |
| 2501.0 | 10 | QPSK | 1/0 | 13.94 | V | 8.23 | 1.12 | 21.05 | 33 |
| 2593.0 | 10 | QPSK | 1/49 | 13.94 | V | 8.23 | 1.12 | 21.05 | 33 |
| 2685.0 | 10 | QPSK | 1/0 | 13.94 | V | 8.23 | 1.12 | 21.05 | 33 |
| 2501.0 | 10 | QPSK | 1/0 | 13.94 | H | 8.23 | 1.12 | 21.05 | 33 |
| 2593.0 | 10 | QPSK | 1/49 | 13.93 | H | 8.23 | 1.12 | 21.04 | 33 |
| 2685.0 | 10 | QPSK | 1/0 | 13.93 | H | 8.23 | 1.12 | 21.04 | 33 |
| 2501.0 | 10 | 16-QAM | 1/0 | 13.93 | V | 8.23 | 1.12 | 21.04 | 33 |
| 2593.0 | 10 | 16-QAM | 1/49 | 13.92 | V | 8.23 | 1.12 | 21.03 | 33 |
| 2685.0 | 10 | 16-QAM | 1/0 | 13.92 | V | 8.23 | 1.12 | 21.03 | 33 |
| 2501.0 | 10 | 16-QAM | 1/0 | 13.92 | H | 8.23 | 1.12 | 21.03 | 33 |
| 2593.0 | 10 | 16-QAM | 1/49 | 13.92 | H | 8.23 | 1.12 | 21.03 | 33 |
| 2685.0 | 10 | 16-QAM | 1/0 | 13.91 | H | 8.23 | 1.12 | 21.02 | 33 |
| 2503.5 | 15 | QPSK | 1/0 | 13.51 | V | 8.23 | 1.12 | 20.62 | 33 |
| 2593.0 | 15 | QPSK | 1/74 | 13.5 | V | 8.23 | 1.12 | 20.61 | 33 |
| 2682.5 | 15 | QPSK | 1/0 | 13.54 | V | 8.23 | 1.12 | 20.65 | 33 |
| 2503.5 | 15 | QPSK | 1/0 | 13.54 | H | 8.23 | 1.12 | 20.65 | 33 |
| 2593.0 | 15 | QPSK | 1/74 | 13.54 | H | 8.23 | 1.12 | 20.65 | 33 |
| 2682.5 | 15 | QPSK | 1/0 | 13.54 | H | 8.23 | 1.12 | 20.65 | 33 |
| 2503.5 | 15 | 16-QAM | 1/0 | 13.53 | V | 8.23 | 1.12 | 20.64 | 33 |
| 2593.0 | 15 | 16-QAM | 1/74 | 13.53 | V | 8.23 | 1.12 | 20.64 | 33 |
| 2682.5 | 15 | 16-QAM | 1/0 | 13.53 | V | 8.23 | 1.12 | 20.64 | 33 |
| 2503.5 | 15 | 16-QAM | 1/0 | 13.53 | H | 8.23 | 1.12 | 20.64 | 33 |
| 2593.0 | 15 | 16-QAM | 1/74 | 13.53 | H | 8.23 | 1.12 | 20.64 | 33 |
| 2682.5 | 15 | 16-QAM | 1/0 | 13.53 | H | 8.23 | 1.12 | 20.64 | 33 |
| 2506.0 | 20 | QPSK | 1/99 | 12.87 | V | 8.23 | 1.12 | 19.98 | 33 |

Any report having not been signed by authorized approver, or having been altered without authorization, or having not been stamped by the "Dedicated Testing/Inspection Stamp" is deemed to be invalid. Copying or excerpting portion of, or altering the content of the report is not permitted without the written authorization of AGC. The test results presented in the report apply only to the tested sample. Any objections to report issued by AGC should be submitted to AGC within 15days after the issuance of the test report. Further enquiry of validity or verification of the test report should be addressed to AGC by agc01@agccert.com.

| | | | | | | | | | |
|---|---|---|---|---|---|---|---|---|---|
| 2593.0 | 20 | QPSK | 1/99 | 13.06 | V | 8.23 | 1.12 | 20.17 | 33 |
| 2680.0 | 20 | QPSK | 1/0 | 13.11 | V | 8.23 | 1.12 | 20.22 | 33 |
| 2506.0 | 20 | QPSK | 1/99 | 11.6 | H | 8.23 | 1.12 | 18.71 | 33 |
| 2593.0 | 20 | QPSK | 1/99 | 11.89 | H | 8.23 | 1.12 | 19.00 | 33 |
| 2680.0 | 20 | QPSK | 1/0 | 11.78 | H | 8.23 | 1.12 | 18.89 | 33 |
| 2506.0 | 20 | 16-QAM | 1/99 | 12.18 | V | 8.23 | 1.12 | 19.29 | 33 |
| 2593.0 | 20 | 16-QAM | 1/99 | 12.36 | V | 8.23 | 1.12 | 19.47 | 33 |
| 2680.0 | 20 | 16-QAM | 1/0 | 12.43 | V | 8.23 | 1.12 | 19.54 | 33 |
| 2506.0 | 20 | 16-QAM | 1/99 | 10.78 | H | 8.23 | 1.12 | 17.89 | 33 |
| 2593.0 | 20 | 16-QAM | 1/99 | 10.98 | H | 8.23 | 1.12 | 18.09 | 33 |
| 2680.0 | 20 | 16-QAM | 1/0 | 15.73 | H | 8.23 | 1.12 | 22.84 | 33 |

Any report having not been signed by authorized approver, or having been altered without authorization, or having not been stamped by the "Dedicated Testing/Inspection Stamp" is deemed to be invalid. Copying or excerpting portion of, or altering the content of the report is not permitted without the written authorization of AGC. The test results presented in the report apply only to the tested sample. Any objections to report issued by AGC should be submitted to AGC within 15days after the issuance of the test report. Further enquiry of validity or verification of the test report should be addressed to AGC by agc01@agccert.com.

**EIRP for LTE Band 66**

| Frequency | Channel Bandwidth | Mode. | RB | Substituted level | Antenna Polarization | Antenna Gain correction | Cable Loss | Absolute Level | Limit (dBm) |
|---|---|---|---|---|---|---|---|---|---|
| 1710.7 | 1.4 | QPSK | 1/0 | 13.63 | V | 7.95 | 0.79 | 20.79 | 30 |
| 1745.0 | 1.4 | QPSK | 1/0 | 13.71 | V | 7.95 | 0.79 | 20.87 | 30 |
| 1779.3 | 1.4 | QPSK | 1/0 | 13.63 | V | 7.95 | 0.79 | 20.79 | 30 |
| 1710.7 | 1.4 | QPSK | 1/0 | 13.56 | H | 7.95 | 0.79 | 20.72 | 30 |
| 1745.0 | 1.4 | QPSK | 1/0 | 13.56 | H | 7.95 | 0.79 | 20.72 | 30 |
| 1779.3 | 1.4 | QPSK | 1/0 | 13.56 | H | 7.95 | 0.79 | 20.72 | 30 |
| 1710.7 | 1.4 | 16-QAM | 1/5 | 13.68 | V | 7.95 | 0.79 | 20.84 | 30 |
| 1745.0 | 1.4 | 16-QAM | 1/0 | 13.77 | V | 7.95 | 0.79 | 20.93 | 30 |
| 1779.3 | 1.4 | 16-QAM | 1/0 | 13.74 | V | 7.95 | 0.79 | 20.9 | 30 |
| 1710.7 | 1.4 | 16-QAM | 1/5 | 13.54 | H | 7.95 | 0.79 | 20.7 | 30 |
| 1745.0 | 1.4 | 16-QAM | 1/0 | 13.57 | H | 7.95 | 0.79 | 20.73 | 30 |
| 1779.3 | 1.4 | 16-QAM | 1/0 | 13.46 | H | 7.95 | 0.79 | 20.62 | 30 |
| 1711.5 | 3 | QPSK | 1/0 | 14.92 | V | 7.95 | 0.79 | 22.08 | 30 |
| 1745.0 | 3 | QPSK | 1/0 | 14.84 | V | 7.95 | 0.79 | 22 | 30 |
| 1778.5 | 3 | QPSK | 1/0 | 14.91 | V | 7.95 | 0.79 | 22.07 | 30 |
| 1711.5 | 3 | QPSK | 1/0 | 14.88 | H | 7.95 | 0.79 | 22.04 | 30 |
| 1745.0 | 3 | QPSK | 1/0 | 14.85 | H | 7.95 | 0.79 | 22.01 | 30 |
| 1778.5 | 3 | QPSK | 1/0 | 14.87 | H | 7.95 | 0.79 | 22.03 | 30 |
| 1711.5 | 3 | 16-QAM | 1/0 | 14.78 | V | 7.95 | 0.79 | 21.94 | 30 |
| 1745.0 | 3 | 16-QAM | 1/0 | 14.78 | V | 7.95 | 0.79 | 21.94 | 30 |
| 1778.5 | 3 | 16-QAM | 1/0 | 14.80 | V | 7.95 | 0.79 | 21.96 | 30 |
| 1711.5 | 3 | 16-QAM | 1/0 | 14.82 | H | 7.95 | 0.79 | 21.98 | 30 |
| 1745.0 | 3 | 16-QAM | 1/0 | 14.83 | H | 7.95 | 0.79 | 21.99 | 30 |
| 1778.5 | 3 | 16-QAM | 1/0 | 14.85 | H | 7.95 | 0.79 | 22.01 | 30 |
| 1712.5 | 5 | QPSK | 1/0 | 12.03 | V | 7.95 | 0.79 | 19.19 | 30 |
| 1745.0 | 5 | QPSK | 1/0 | 11.99 | V | 7.95 | 0.79 | 19.15 | 30 |
| 1777.5 | 5 | QPSK | 1/24 | 11.88 | V | 7.95 | 0.79 | 19.04 | 30 |
| 1712.5 | 5 | QPSK | 1/0 | 11.88 | H | 7.95 | 0.79 | 19.04 | 30 |
| 1745.0 | 5 | QPSK | 1/0 | 11.81 | H | 7.95 | 0.79 | 18.97 | 30 |
| 1777.5 | 5 | QPSK | 1/24 | 11.82 | H | 7.95 | 0.79 | 18.98 | 30 |
| 1712.5 | 5 | 16-QAM | 1/0 | 11.95 | V | 7.95 | 0.79 | 19.11 | 30 |
| 1745.0 | 5 | 16-QAM | 1/0 | 11.97 | V | 7.95 | 0.79 | 19.13 | 30 |
| 1777.5 | 5 | 16-QAM | 1/24 | 11.86 | V | 7.95 | 0.79 | 19.02 | 30 |
| 1712.5 | 5 | 16-QAM | 1/0 | 12.03 | H | 7.95 | 0.79 | 19.19 | 30 |
| 1745.0 | 5 | 16-QAM | 1/0 | 11.99 | H | 7.95 | 0.79 | 19.15 | 30 |
| 1777.5 | 5 | 16-QAM | 1/24 | 11.85 | H | 7.95 | 0.79 | 19.01 | 30 |
| 1715.0 | 10 | QPSK | 1/0 | 13.25 | V | 7.95 | 0.79 | 20.41 | 30 |

Any report having not been signed by authorized approver, or having been altered without authorization, or having not been stamped by the "Dedicated Testing/Inspection Stamp" is deemed to be invalid. Copying or excerpting portion of, or altering the content of the report is not permitted without the written authorization of AGC. The test results presented in the report apply only to the tested sample. Any objections to report issued by AGC should be submitted to AGC within 15days after the issuance of the test report. Further enquiry of validity or verification of the test report should be addressed to AGC by agc01@agccert.com.

| | | | | | | | | | |
|---|---|---|---|---|---|---|---|---|---|
| 1745.0 | 10 | QPSK | 1/49 | 13.41 | V | 7.95 | 0.79 | 20.57 | 30 |
| 1775.0 | 10 | QPSK | 1/0 | 13.24 | V | 7.95 | 0.79 | 20.4 | 30 |
| 1715.0 | 10 | QPSK | 1/0 | 13.31 | H | 7.95 | 0.79 | 20.47 | 30 |
| 1745.0 | 10 | QPSK | 1/49 | 13.31 | H | 7.95 | 0.79 | 20.47 | 30 |
| 1775.0 | 10 | QPSK | 1/0 | 13.29 | H | 7.95 | 0.79 | 20.45 | 30 |
| 1715.0 | 10 | 16-QAM | 1/0 | 13.15 | V | 7.95 | 0.79 | 20.31 | 30 |
| 1745.0 | 10 | 16-QAM | 1/49 | 13.31 | V | 7.95 | 0.79 | 20.47 | 30 |
| 1775.0 | 10 | 16-QAM | 1/0 | 13.16 | V | 7.95 | 0.79 | 20.32 | 30 |
| 1715.0 | 10 | 16-QAM | 1/0 | 13.33 | H | 7.95 | 0.79 | 20.49 | 30 |
| 1745.0 | 10 | 16-QAM | 1/49 | 13.34 | H | 7.95 | 0.79 | 20.5 | 30 |
| 1775.0 | 10 | 16-QAM | 1/0 | 13.34 | H | 7.95 | 0.79 | 20.5 | 30 |
| 1717.5 | 15 | QPSK | 1/0 | 14.60 | V | 7.95 | 0.79 | 21.76 | 30 |
| 1745.0 | 15 | QPSK | 1/74 | 14.75 | V | 7.95 | 0.79 | 21.91 | 30 |
| 1772.5 | 15 | QPSK | 1/0 | 14.63 | V | 7.95 | 0.79 | 21.79 | 30 |
| 1717.5 | 15 | QPSK | 1/0 | 14.71 | H | 7.95 | 0.79 | 21.87 | 30 |
| 1745.0 | 15 | QPSK | 1/74 | 14.75 | H | 7.95 | 0.79 | 21.91 | 30 |
| 1772.5 | 15 | QPSK | 1/0 | 14.73 | H | 7.95 | 0.79 | 21.89 | 30 |
| 1717.5 | 15 | 16-QAM | 1/0 | 14.92 | V | 7.95 | 0.79 | 22.08 | 30 |
| 1745.0 | 15 | 16-QAM | 1/74 | 15.07 | V | 7.95 | 0.79 | 22.23 | 30 |
| 1772.5 | 15 | 16-QAM | 1/0 | 14.96 | V | 7.95 | 0.79 | 22.12 | 30 |
| 1717.5 | 15 | 16-QAM | 1/0 | 14.75 | H | 7.95 | 0.79 | 21.91 | 30 |
| 1745.0 | 15 | 16-QAM | 1/74 | 14.79 | H | 7.95 | 0.79 | 21.95 | 30 |
| 1772.5 | 15 | 16-QAM | 1/0 | 14.72 | H | 7.95 | 0.79 | 21.88 | 30 |
| 1720.0 | 20 | QPSK | 1/99 | 11.93 | V | 7.95 | 0.79 | 19.09 | 30 |
| 1745.0 | 20 | QPSK | 1/99 | 11.90 | V | 7.95 | 0.79 | 19.06 | 30 |
| 1770.0 | 20 | QPSK | 1/0 | 11.63 | V | 7.95 | 0.79 | 18.79 | 30 |
| 1720.0 | 20 | QPSK | 1/99 | 11.90 | H | 7.95 | 0.79 | 19.06 | 30 |
| 1745.0 | 20 | QPSK | 1/99 | 11.78 | H | 7.95 | 0.79 | 18.94 | 30 |
| 1770.0 | 20 | QPSK | 1/0 | 11.78 | H | 7.95 | 0.79 | 18.94 | 30 |
| 1720.0 | 20 | 16-QAM | 1/99 | 12.07 | V | 7.95 | 0.79 | 19.23 | 30 |
| 1745.0 | 20 | 16-QAM | 1/99 | 12.03 | V | 7.95 | 0.79 | 19.19 | 30 |
| 1770.0 | 20 | 16-QAM | 1/0 | 11.78 | V | 7.95 | 0.79 | 18.94 | 30 |
| 1720.0 | 20 | 16-QAM | 1/99 | 11.92 | H | 7.95 | 0.79 | 19.08 | 30 |
| 1745.0 | 20 | 16-QAM | 1/99 | 11.80 | H | 7.95 | 0.79 | 18.96 | 30 |
| 1770.0 | 20 | 16-QAM | 1/0 | 11.72 | H | 7.95 | 0.79 | 18.88 | 30 |

Any report having not been signed by authorized approver, or having been altered without authorization, or having not been stamped by the "Dedicated Testing/Inspection Stamp" is deemed to be invalid. Copying or excerpting portion of, or altering the content of the report is not permitted without the written authorization of AGC. The test results presented in the report apply only to the tested sample. Any objections to report issued by AGC should be submitted to AGC within 15days after the issuance of the test report. Further enquiry of validity or verification of the test report should be addressed to AGC by agc01@agccert.com.

# 9. Peak-To-Average Ratio

## 9.1 Provisions Applicable

This is the test for the Peak-to-Average Ratio from the EUT.

Power Complementary Cumulative Distribution Function (CCDF) curves provide a means for characterizing the power peaks of a digitally modulated signal on a statistical basis. A CCDF curve depicts the probability of the peak signal amplitude exceeding the average power level. Most contemporary measurement instrumentation include the capability to produce CCDF curves for an input signal provided that the instrument's resolution bandwidth can be set wide enough to accommodate the entire input signal bandwidth. In measuring transmissions in this band using an average power technique, the peak-to-average ratio (PAR) of the transmission may not exceed 13 dB

## 9.2 Measurement Procedure

**CCDF Procedure for PAPR:**

1. Set resolution/measurement bandwidth ≥ signal's occupied bandwidth;
2. Set the number of counts to a value that stabilizes the measured CCDF curve;
3. Set the measurement interval as follows:
   - for continuous transmissions, set to 1 ms,
   - or burst transmissions, employ an external trigger that is synchronized with the EUT burst timing sequence, or use the internal burst trigger with a trigger level that allows the burst to stabilize and set the measurement interval to a time
4. that is less than or equal to the burst duration.
5. Record the maximum PAPR level associated with a probability of 0.1%.

**Alternate Procedure for PAPR:**

Use one of the procedures presented in 5.2(ANSI C63.26-2015) to measure the total peak power and record as $P_{Pk}$. Use one of the applicable procedures presented 5.2(ANSI C63.26-2015) to measure the total average power and recordas PAvg. Determine the P.A.R. from:

P.A.R(dB) = PPk (dBm) – PAvg (dBm) (PAvg = Average Power + Duty cycle Factor)

■ **<u>Test Settings (Peak Power):</u>**

The measurement instrument must have a RBW that is greater than or equal to the OBW of the signal to be measured and a VBW ≥ 3 × RBW.

1. Set the RBW ≥ OBW.
2. Set VBW ≥ 3 × RBW.
3. Set span ≥ 2 × OBW.
4. Sweep time ≥ 10 × (number of points in sweep) × (transmission symbol period).
5. Detector = peak.
6. Trace mode = max hold.
7. Allow trace to fully stabilize.
8. Use the peak marker function to determine the peak amplitude level.

Any report having not been signed by authorized approver, or having been altered without authorization, or having not been stamped by the "Dedicated Testing/Inspection Stamp" is deemed to be invalid. Copying or excerpting portion of, or altering the content of the report is not permitted without the written authorization of AGC. The test results presented in the report apply only to the tested sample. Any objections to report issued by AGC should be submitted to AGC within 15days after the issuance of the test report. Further enquiry of validity or verification of the test report should be addressed to AGC by agc01@agccert.com.

■ **Test Settings (Average Power):**

1. Set span to 2 × to 3 × the OBW.
2. Set RBW ≥ OBW.
3. Set VBW ≥ 3 × RBW.
4. Set number of measurement points in sweep ≥ 2 × span / RBW.
5. Sweep time: Set ≥ [10 × (number of points in sweep) × (transmission period)] for single sweep (Automation-compatible) measurement. The transmission period is the (on + off) time.
6. Detector = power averaging (rms).
7. Set sweep trigger to "free run."
8. Trace average at least 100 traces in power averaging (rms) mode if sweep is set to auto-couple. (To accurately determine the average power over the on and off period of the transmitter, it can be necessary to increase the number of traces to be averaged above 100 or, if using a manually configured sweep time, increase the sweep time.)
9. Use the peak marker function to determine the maximum amplitude level.
10. Add [10 log (1/duty cycle)] to the measured maximum power level to compute the average power
11. during continuous transmission. For example, add [10 log (1/0.25)] = 6 dB if the duty cycle is a constant 25%.

### 9.3 Measurement Setup




### 9.4 Measurement Result

Note: This product contains an LTE module (Model: M12, FCC ID: 2AR45-M12), RF component data can be obtained by reference to report number: CTB240415033RFX. The test report only reevaluates Radiated Power and Radiated Spurious Emissions.

Any report having not been signed by authorized approver, or having been altered without authorization, or having not been stamped by the "Dedicated Testing/Inspection Stamp" is deemed to be invalid. Copying or excerpting portion of, or altering the content of the report is not permitted without the written authorization of AGC. The test results presented in the report apply only to the tested sample. Any objections to report issued by AGC should be submitted to AGC within 15days after the issuance of the test report. Further enquiry of validity or verification of the test report should be addressed to AGC by agc01@agccert.com.

# 10 Spurious and Harmonic Emissions at Antenna Terminal

## 10.1 Provisions Applicable

The level of the carrier and the various conducted spurious and harmonic frequencies is measured by means of a calibrated spectrum analyzer. The spectrum is scanned from the lowest frequency generated in the equipment up to a frequency including its 10th harmonic. All out of band emissions are measured with a spectrum analyzer connected to the antenna terminal of the EUT while the EUT is operating at its maximum duty cycle, at maximum power, and at the appropriate frequencies. All data rates were investigated to determine the worst case configuration. All modes of operation were investigated and the worst case configuration results are reported in this section.

- General limit requirements for measurement frequency bands:

(Involving frequency band Band2/4/5/7/12/13/17/38/40/41/66)

The minimum permissible attenuation level of any spurious emission is 43 + log10(P[Watts]), where P is the transmitter power in Watts.

- The limits required by special restrictions correspond to the measurement frequency band:
  - For Band 7:
    - 40 + 10 log10 p from the channel edges to 5 MHz away.
    - 43 + 10 log10 p between 5 MHz and X MHz from the channel edges, and
    - 55 + 10 log10 p at X MHz and beyond from the channel edges
  - For Band 13:
    - On all frequencies between 763-775 MHz and 793-805 MHz:< 65 + 10log10 (P[Watts])
  - For Band 40:
    - By a factor of not less than: 43 + 10 log (P) dB on all frequencies between 2305 and 2320 MHz and on all frequencies between 2345 and 2360 MHz that are outside the licensed band(s) of operation, not less than 55 + 10 log (P) dB on all frequencies between 2320 and 2324 MHz and on all frequencies between 2341 and 2345 MHz, not less than 61 + 10 log (P) dB on all frequencies between 2324 and 2328 MHz and on all frequencies between 2337 and 2341 MHz, and not less than 67 + 10 log (P) dB on all frequencies between 2328 and 2337 MHz,
    - By a factor of not less than 43 + 10 log (P) dB on all frequencies between 2300 and 2305 MHz, 55 + 10 log (P) dB on all frequencies between 2296 and 2300 MHz, 61 + 10 log (P) dB on all frequencies between 2292 and 2296 MHz, 67 + 10 log (P) dB on all frequencies between 2288 and 2292 MHz, and 70 + 10 log (P) dB below 2288 MHz,
    - By a factor of not less than 43 + 10 log (P) dB on all frequencies between 2360 and 2365 MHz, and not less than 70 + 10 log (P) dB above 2365 MHz.
  - For Band 38/41:
    - The attenuation factor shall be not less than 40 + 10 log (P) dB on all frequencies between the channel edge and 5 megahertz from the channel edge,
    - 43 + 10 log (P) dB on all frequencies between 5 megahertz and X megahertz from the channel edge.
    - 55 + 10 log (P) dB on all frequencies more than X megahertz from the channel edge.
    - The attenuation factor shall not be less that 43 + 10 log (P) dB on all frequencies between 2490.5 MHz and 2496 MHz.

Any report having not been signed by authorized approver, or having been altered without authorization, or having not been stamped by the "Dedicated Testing/Inspection Stamp" is deemed to be invalid. Copying or excerpting portion of, or altering the content of the report is not permitted without the written authorization of AGC. The test results presented in the report apply only to the tested sample. Any objections to report issued by AGC should be submitted to AGC within 15days after the issuance of the test report. Further enquiry of validity or verification of the test report should be addressed to AGC by agc01@agccert.com.

- 55 + 10 log (P) dB at or below 2490.5 MHz.
- X is the greater of 6MHz or the actual emission bandwidth.

### 10.2 Measurement Procedure

**Test Settings**

1. Start frequency was set to 30MHz and stop frequency was set to at least 10 * the fundamental frequency (separated into at least two plots per channel)
2. RBW = 1 MHz
3. VBW ≥ 3 MHz
4. Detector = RMS
5. Trace Mode = Average
6. Sweep time = auto
7. Number of points in sweep ≥ 2 * Span / RBW

**Test Note**

Compliance with the applicable limits is based on the use of measurement instrumentation employing a resolution bandwidth of 100 kHz or greater for frequencies less than 1 GHz and 1 MHz or greater for frequencies greater than 1 GHz. However, in the 1 MHz bands immediately outside and adjacent to the frequency block a resolution bandwidth of at least one percent of the emission bandwidth of the fundamental emission of the transmitter may be employed. The emission bandwidth is defined as the width of the signal between two points, one below the carrier center frequency and one above the carrier center frequency, outside of which all emission are attenuated at least 26 dB below the transmitter power.

### 10.3 Measurement Setup




### 10.4 Measurement Result

Note:

1. This product contains an LTE module (Model: M12, FCC ID: 2AR45-M12), RF component data can be obtained by reference to report number: CTB240415033RFX. The test report only reevaluates Radiated Power and Radiated Spurious Emissions.

2. No transmission signal is found in standby or receiving mode, and the default value is lower than the limit of 20dB, which is not recorded in this report.

Any report having not been signed by authorized approver, or having been altered without authorization, or having not been stamped by the "Dedicated Testing/Inspection Stamp" is deemed to be invalid. Copying or excerpting portion of, or altering the content of the report is not permitted without the written authorization of AGC. The test results presented in the report apply only to the tested sample. Any objections to report issued by AGC should be submitted to AGC within 15days after the issuance of the test report. Further enquiry of validity or verification of the test report should be addressed to AGC by agc01@agccert.com.

# 11. Radiated Spurious Emission

## 11.1 Provisions Applicable

1. The general requirement for all radiated spurious emissions is: the power of any emission shall be attenuated below the transmitter power (P, in Watts) by at least 43+10Log(P) dB. The specification that emissions shall be attenuated below the transmitter power (P) by at least 43 + 10 log (P) dB, translates in the relevant power range (1 to 0.001 W) to -13 dBm.
2. For special radiation spurious emission requirements, please refer to the specific divisions in Chapter 10.1 of this report.
3. For Undesirable Emissions in the 1559 – 1610 MHz band (Only available for Band 13&14):
   - 70dBW/MHz (-40dBm/MHz) EIRP (Wideband Limit)
   - 80dBW/MHz (-50dBm/MHz) EIRP (Narrowband Limit)

## 11.2 Measurement Procedure

1. The EUT was placed on the top of the turntable 0.8 or 1.5 meter above ground. The phase center of the receiving antenna mounted on the top of a height-variable antenna tower was placed 3 meters far away from the turntable.
2. Power on the EUT and all the supporting units. The turntable was rotated by 360 degrees to determine the position of the highest radiation.
3. The height of the broadband receiving antenna was varied between one meter and four meters above ground to find the maximum emissions field strength of both horizontal and vertical polarization.
4. For each suspected emissions, the antenna tower was scan (from 1 M to 4 M) and then the turntable was rotated (from 0 degree to 360 degrees) to find the maximum reading.
5. Set the test-receiver system to Peak or CISPR quasi-peak Detect Function with specified bandwidth under Maximum Hold Mode.
6. For emissions above 1GHz, use 1MHz VBW and RBW for peak reading. Then 1MHz RBW and 10Hz VBW for average reading in spectrum analyzer. Place the measurement antenna away from each area of the EUT determined to be a source of emissions at the specified measurement distance, while keeping the measurement antenna aimed at the source of emissions at each frequency of significant emissions, with polarization oriented for maximum response. The measurement antenna may have to be higher or lower than the EUT, depending on the radiation pattern of the emission and staying aimed at the emission source for receiving the maximum signal. The final measurement antenna elevation shall be that which maximizes the emissions. The measurement antenna elevation for maximum emissions shall be restricted to a range of heights of from 1 m to 4 m above the ground or reference ground plane.
7. When the radiated emissions limits are expressed in terms of the average value of the emissions, and pulsed operation is employed, the measurement field strength shall be determined by averaging over one complete pulse train, including blanking intervals, as long as the pulse train does not exceed 0.1 seconds. As an alternative (provided the transmitter operates for longer than 0.1 seconds) or in cases where the pulse train exceeds 0.1 seconds, the measured field strength shall be determined from the average absolute voltage during a 0.1 second interval during which the field strength is at its maximum values.
8. If the emissions level of the EUT in peak mode was 3 dB lower than the average limit specified, then testing will be stopped and peak values of EUT will be reported, otherwise, the emissions which do not have 3 dB margin will be repeated one by one using the quasi-peak method for below 1GHz.

Any report having not been signed by authorized approver, or having been altered without authorization, or having not been stamped by the "Dedicated Testing/Inspection Stamp" is deemed to be invalid. Copying or excerpting portion of, or altering the content of the report is not permitted without the written authorization of AGC. The test results presented in the report apply only to the tested sample. Any objections to report issued by AGC should be submitted to AGC within 15days after the issuance of the test report. Further enquiry of validity or verification of the test report should be addressed to AGC by agc01@agccert.com.

9. For testing above 1GHz, the emissions level of the EUT in peak mode was lower than average limit (that means the emissions level in peak mode also complies with the limit in average mode), then testing will be stopped and peak values of EUT will be reported, otherwise, the emissions will be measured in average mode again and reported.
10. In case the emission is lower than 30MHz, loop antenna has to be used for measurement and the recorded data should be QP measured by receiver. High - Low scan is not required in this case.
11. For spurious emissions above 1GHz, a horn antenna is substituted in place of the EUT.
    The substitute antenna is driven by a signal generator and the previously recorded signal was duplicated.
    The spurious emissions is calculated by the following formula:

    Result(dBm) = Pg(dBm) +Factor(dB)

    Factor(dB) = Ant Gain(dB)-Cable Loss(dB) + Power Splitter(dB) (Above 1GHz)

    Factor(dB) = Ant Gain(dB)-Cable Loss(dB) (Below 1GHz)
12. Where: Pgis the generator output power into the substitution antenna.
13. If the fundalmatal frequency is below 1GHz, RF output power has been converted to EIRP.

    EIRP(dBm) = ERP(dBm) + 2.15

### 11.3 Measurement Setup

**Radiated Emissions 30MHz to 1GHz Test setup**

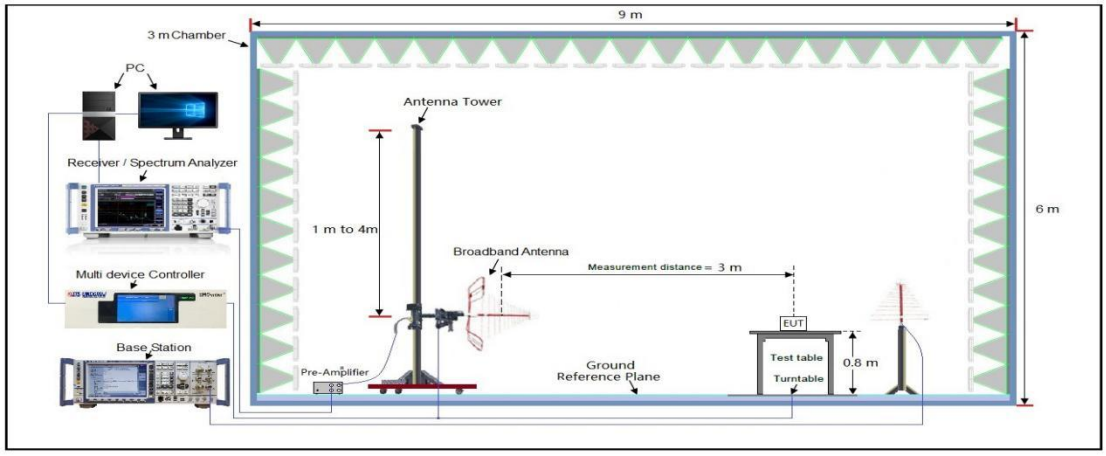


**Radiated Emissions Above 1GHz Test setup**

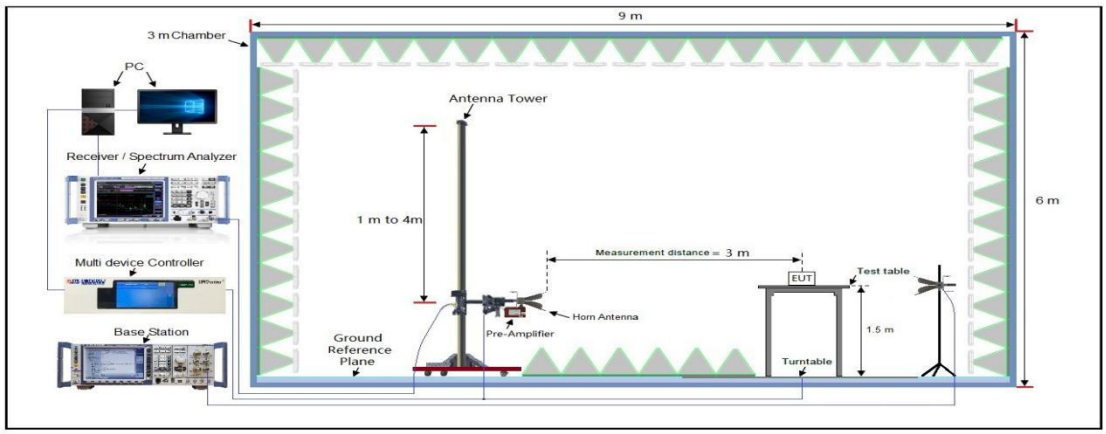


Any report having not been signed by authorized approver, or having been altered without authorization, or having not been stamped by the "Dedicated Testing/Inspection Stamp" is deemed to be invalid. Copying or excerpting portion of, or altering the content of the report is not permitted without the written authorization of AGC. The test results presented in the report apply only to the tested sample. Any objections to report issued by AGC should be submitted to AGC within 15days after the issuance of the test report. Further enquiry of validity or verification of the test report should be addressed to AGC by agc01@agccert.com.

### 11.4 Measurement Result

| LTE Band 2 / 1.4MHz / QPSK | | | | | | | |
|---|---|---|---|---|---|---|---|
| Channel | Frequency (MHz) | Reading Level (dBm) | Factor (dB) | Emission Level (dBm) | Limit (dBm) | Margin (dB) | Polarity (H/V) |
| Low | 5552.1 | -43.25 | 5.56 | -37.69 | -13 | -24.69 | V |
| | 3701.4 | -34.33 | 2.12 | -32.21 | -13 | -19.21 | V |
| | 822.6 | -64.67 | 38.02 | -26.65 | -13 | -13.65 | V |
| | 511.8 | -63.33 | 32.10 | -31.23 | -13 | -18.23 | V |
| | 5552.1 | -46.58 | 5.56 | -41.02 | -13 | -28.02 | H |
| | 3701.4 | -37.34 | 2.12 | -35.21 | -13 | -22.21 | H |
| | 608.4 | -68.97 | 38.02 | -30.95 | -13 | -17.95 | H |
| | 328.5 | -68.78 | 32.10 | -36.68 | -13 | -23.68 | H |

| LTE Band 2 / 1.4MHz / QPSK | | | | | | | |
|---|---|---|---|---|---|---|---|
| Channel | Frequency (MHz) | Reading Level (dBm) | Factor (dB) | Emission Level (dBm) | Limit (dBm) | Margin (dB) | Polarity (H/V) |
| Middle | 5640.0 | -44.20 | 5.66 | -38.55 | -13 | -25.55 | V |
| | 3760.0 | -33.18 | 2.09 | -31.09 | -13 | -18.09 | V |
| | 923.1 | -64.37 | 38.03 | -26.34 | -13 | -13.34 | V |
| | 735.2 | -62.83 | 36.40 | -26.43 | -13 | -13.43 | V |
| | 5640.0 | -46.58 | 5.66 | -40.92 | -13 | -27.92 | H |
| | 3760.0 | -38.30 | 2.09 | -36.21 | -13 | -23.21 | H |
| | 370.7 | -68.58 | 38.03 | -30.55 | -13 | -17.55 | H |
| | 303.5 | -70.61 | 36.40 | -34.21 | -13 | -21.21 | H |

| LTE Band 2 / 1.4MHz / QPSK | | | | | | | |
|---|---|---|---|---|---|---|---|
| Channel | Frequency (MHz) | Reading Level (dBm) | Factor (dB) | Emission Level (dBm) | Limit (dBm) | Margin (dB) | Polarity (H/V) |
| High | 5727.9 | -43.36 | 5.76 | -37.61 | -13 | -24.61 | V |
| | 3818.6 | -33.71 | 2.06 | -31.66 | -13 | -18.66 | V |
| | 564.5 | -64.03 | 33.76 | -30.27 | -13 | -17.27 | V |
| | 488.4 | -63.32 | 31.95 | -31.37 | -13 | -18.37 | V |
| | 5727.9 | -46.23 | 5.76 | -40.48 | -13 | -27.48 | H |
| | 3818.6 | -37.51 | 2.06 | -35.45 | -13 | -22.45 | H |
| | 495.6 | -69.44 | 33.76 | -35.69 | -13 | -22.69 | H |
| | 241.4 | -70.05 | 31.95 | -38.09 | -13 | -25.09 | H |

Any report having not been signed by authorized approver, or having been altered without authorization, or having not been stamped by the "Dedicated Testing/Inspection Stamp" is deemed to be invalid. Copying or excerpting portion of, or altering the content of the report is not permitted without the written authorization of AGC. The test results presented in the report apply only to the tested sample. Any objections to report issued by AGC should be submitted to AGC within 15days after the issuance of the test report. Further enquiry of validity or verification of the test report should be addressed to AGC by agc01@agccert.com.

| LTE Band 4 / 1.4MHz / QPSK | | | | | | | |
|---|---|---|---|---|---|---|---|
| Channel | Frequency (MHz) | Reading Level (dBm) | Factor (dB) | Emission Level (dBm) | Limit (dBm) | Margin (dB) | Polarity (H/V) |
| Low | 5132.1 | -44.21 | 4.76 | -39.46 | -13 | -26.46 | V |
| | 3421.4 | -34.70 | 2.14 | -32.57 | -13 | -19.57 | V |
| | 911.9 | -63.38 | 37.77 | -25.60 | -13 | -12.60 | V |
| | 575.9 | -62.05 | 34.34 | -27.71 | -13 | -14.71 | V |
| | 5132.1 | -46.76 | 4.76 | -42.01 | -13 | -29.01 | H |
| | 3421.4 | -38.01 | 2.14 | -35.88 | -13 | -22.88 | H |
| | 631.6 | -69.18 | 37.77 | -31.41 | -13 | -18.41 | H |
| | 394.1 | -69.33 | 34.34 | -34.99 | -13 | -21.99 | H |

| LTE Band 4 / 1.4MHz / QPSK | | | | | | | |
|---|---|---|---|---|---|---|---|
| Channel | Frequency (MHz) | Reading Level (dBm) | Factor (dB) | Emission Level (dBm) | Limit (dBm) | Margin (dB) | Polarity (H/V) |
| Middle | 5197.5 | -44.18 | 4.89 | -39.29 | -13 | -26.29 | V |
| | 3465.0 | -33.94 | 2.19 | -31.74 | -13 | -18.74 | V |
| | 907.5 | -63.89 | 37.67 | -26.21 | -13 | -13.21 | V |
| | 733.3 | -63.47 | 36.34 | -27.13 | -13 | -14.13 | V |
| | 5197.5 | -45.15 | 4.89 | -40.26 | -13 | -27.26 | H |
| | 3465.0 | -36.64 | 2.19 | -34.44 | -13 | -21.44 | H |
| | 336.6 | -68.40 | 37.67 | -30.73 | -13 | -17.73 | H |
| | 233.3 | -70.41 | 36.34 | -34.08 | -13 | -21.08 | H |

| LTE Band 4 / 1.4MHz / QPSK | | | | | | | |
|---|---|---|---|---|---|---|---|
| Channel | Frequency (MHz) | Reading Level (dBm) | Factor (dB) | Emission Level (dBm) | Limit (dBm) | Margin (dB) | Polarity (H/V) |
| High | 5262.9 | -42.78 | 5.02 | -37.76 | -13 | -24.76 | V |
| | 3508.6 | -33.12 | 2.24 | -30.89 | -13 | -17.89 | V |
| | 528.3 | -64.03 | 32.50 | -31.53 | -13 | -18.53 | V |
| | 495.0 | -62.05 | 31.88 | -30.17 | -13 | -17.17 | V |
| | 5262.9 | -45.31 | 5.02 | -40.29 | -13 | -27.29 | H |
| | 3508.6 | -36.65 | 2.24 | -34.41 | -13 | -21.41 | H |
| | 422.7 | -69.91 | 32.50 | -37.42 | -13 | -24.42 | H |
| | 365.8 | -70.23 | 31.88 | -38.36 | -13 | -25.36 | H |

Any report having not been signed by authorized approver, or having been altered without authorization, or having not been stamped by the "Dedicated Testing/Inspection Stamp" is deemed to be invalid. Copying or excerpting portion of, or altering the content of the report is not permitted without the written authorization of AGC. The test results presented in the report apply only to the tested sample. Any objections to report issued by AGC should be submitted to AGC within 15days after the issuance of the test report. Further enquiry of validity or verification of the test report should be addressed to AGC by agc01@agccert.com.

| LTE Band 5 / 1.4MHz / QPSK | | | | | | | |
|---|---|---|---|---|---|---|---|
| Channel | Frequency (MHz) | Reading Level (dBm) | Factor (dB) | Emission Level (dBm) | Limit (dBm) | Margin (dB) | Polarity (H/V) |
| Low | 2474.1 | -42.70 | 1.98 | -40.73 | -13 | -27.73 | V |
| | 1649.4 | -34.09 | -1.70 | -35.79 | -13 | -22.79 | V |
| | 854.3 | -64.50 | 38.32 | -26.18 | -13 | -13.18 | V |
| | 539.5 | -62.13 | 32.77 | -29.36 | -13 | -16.36 | V |
| | 2474.1 | -46.22 | 1.98 | -44.25 | -13 | -31.25 | H |
| | 1649.4 | -37.38 | -1.70 | -39.08 | -13 | -26.08 | H |
| | 602.3 | -70.17 | 38.32 | -31.85 | -13 | -18.85 | H |
| | 477.2 | -70.43 | 32.77 | -37.66 | -13 | -24.66 | H |

| LTE Band 5 / 1.4MHz / QPSK | | | | | | | |
|---|---|---|---|---|---|---|---|
| Channel | Frequency (MHz) | Reading Level (dBm) | Factor (dB) | Emission Level (dBm) | Limit (dBm) | Margin (dB) | Polarity (H/V) |
| Middle | 2509.5 | -43.16 | 2.01 | -41.15 | -13 | -28.15 | V |
| | 1673.0 | -33.47 | -1.51 | -34.98 | -13 | -21.98 | V |
| | 954.2 | -63.63 | 38.79 | -24.84 | -13 | -11.84 | V |
| | 721.6 | -61.93 | 35.95 | -25.99 | -13 | -12.99 | V |
| | 2509.5 | -45.00 | 2.01 | -42.99 | -13 | -29.99 | H |
| | 1673.0 | -38.13 | -1.51 | -39.64 | -13 | -26.64 | H |
| | 313.2 | -69.82 | 38.79 | -31.03 | -13 | -18.03 | H |
| | 311.8 | -69.26 | 35.95 | -33.31 | -13 | -20.31 | H |

| LTE Band 5 / 1.4MHz / QPSK | | | | | | | |
|---|---|---|---|---|---|---|---|
| Channel | Frequency (MHz) | Reading Level (dBm) | Factor (dB) | Emission Level (dBm) | Limit (dBm) | Margin (dB) | Polarity (H/V) |
| High | 2544.9 | -43.92 | 1.98 | -41.94 | -13 | -28.94 | V |
| | 1696.6 | -33.29 | -1.31 | -34.60 | -13 | -21.60 | V |
| | 601.7 | -64.49 | 35.54 | -28.94 | -13 | -15.94 | V |
| | 419.3 | -63.07 | 31.06 | -32.01 | -13 | -19.01 | V |
| | 2544.9 | -45.43 | 1.98 | -43.45 | -13 | -30.45 | H |
| | 1696.6 | -37.55 | -1.31 | -38.86 | -13 | -25.86 | H |
| | 366.4 | -69.06 | 35.54 | -33.52 | -13 | -20.52 | H |
| | 112.9 | -69.57 | 31.06 | -38.50 | -13 | -25.50 | H |

Any report having not been signed by authorized approver, or having been altered without authorization, or having not been stamped by the "Dedicated Testing/Inspection Stamp" is deemed to be invalid. Copying or excerpting portion of, or altering the content of the report is not permitted without the written authorization of AGC. The test results presented in the report apply only to the tested sample. Any objections to report issued by AGC should be submitted to AGC within 15days after the issuance of the test report. Further enquiry of validity or verification of the test report should be addressed to AGC by agc01@agccert.com.

| LTE Band 7 / 5MHz / QPSK | | | | | | | |
|---|---|---|---|---|---|---|---|
| Channel | Frequency (MHz) | Reading Level (dBm) | Factor (dB) | Emission Level (dBm) | Limit (dBm) | Margin (dB) | Polarity (H/V) |
| Low | 7507.5 | -47.38 | 7.23 | -40.15 | -25 | -15.15 | V |
| | 5005.0 | -50.14 | 4.50 | -45.64 | -25 | -20.64 | V |
| | 855.0 | -89.61 | 38.31 | -51.30 | -25 | -26.30 | V |
| | 540.8 | -88.70 | 32.80 | -55.90 | -25 | -30.90 | V |
| | 7507.5 | -47.70 | 7.23 | -40.47 | -25 | -15.47 | H |
| | 5005.0 | -50.78 | 4.50 | -46.28 | -25 | -21.28 | H |
| | 584.9 | -89.17 | 38.31 | -50.86 | -25 | -25.86 | H |
| | 427.1 | -89.75 | 32.80 | -56.95 | -25 | -31.95 | H |

| LTE Band 7 / 5MHz / QPSK | | | | | | | |
|---|---|---|---|---|---|---|---|
| Channel | Frequency (MHz) | Reading Level (dBm) | Factor (dB) | Emission Level (dBm) | Limit (dBm) | Margin (dB) | Polarity (H/V) |
| Middle | 7605.0 | -46.22 | 7.23 | -38.99 | -25 | -13.99 | V |
| | 5070.0 | -50.22 | 4.63 | -45.59 | -25 | -20.59 | V |
| | 898.2 | -90.48 | 37.53 | -52.94 | -25 | -27.94 | V |
| | 786.4 | -86.46 | 37.49 | -48.97 | -25 | -23.97 | V |
| | 7605.0 | -47.84 | 7.23 | -40.61 | -25 | -15.61 | H |
| | 5070.0 | -50.00 | 4.63 | -45.37 | -25 | -20.37 | H |
| | 389.0 | -91.73 | 37.53 | -54.20 | -25 | -29.20 | H |
| | 219.0 | -92.37 | 37.49 | -54.88 | -25 | -29.88 | H |

| LTE Band 7 / 5MHz / QPSK | | | | | | | |
|---|---|---|---|---|---|---|---|
| Channel | Frequency (MHz) | Reading Level (dBm) | Factor (dB) | Emission Level (dBm) | Limit (dBm) | Margin (dB) | Polarity (H/V) |
| High | 7702.5 | -46.25 | 7.23 | -39.02 | -25 | -14.02 | V |
| | 5135.0 | -50.78 | 4.76 | -46.01 | -25 | -21.01 | V |
| | 611.7 | -90.82 | 35.45 | -55.37 | -25 | -30.37 | V |
| | 450.8 | -88.19 | 32.39 | -55.80 | -25 | -30.80 | V |
| | 7702.59 | -47.37 | 7.23 | -40.14 | -25 | -15.14 | H |
| | 5135.0 | -53.00 | 4.76 | -48.24 | -25 | -23.24 | H |
| | 428.9 | -92.33 | 35.45 | -56.87 | -25 | -31.87 | H |
| | 337.3 | -91.93 | 32.39 | -59.54 | -25 | -34.54 | H |

Any report having not been signed by authorized approver, or having been altered without authorization, or having not been stamped by the "Dedicated Testing/Inspection Stamp" is deemed to be invalid. Copying or excerpting portion of, or altering the content of the report is not permitted without the written authorization of AGC. The test results presented in the report apply only to the tested sample. Any objections to report issued by AGC should be submitted to AGC within 15days after the issuance of the test report. Further enquiry of validity or verification of the test report should be addressed to AGC by agc01@agccert.com.

| LTE Band 12 / 1.4MHz / QPSK | | | | | | | |
|---|---|---|---|---|---|---|---|
| Channel | Frequency (MHz) | Reading Level (dBm) | Factor (dB) | Emission Level (dBm) | Limit (dBm) | Margin (dB) | Polarity (H/V) |
| Low | 2099.1 | -43.96 | 1.35 | -42.61 | -13 | -29.61 | V |
| | 1399.4 | -33.54 | -3.30 | -36.84 | -13 | -23.84 | V |
| | 842.7 | -65.05 | 38.30 | -26.75 | -13 | -13.75 | V |
| | 558.2 | -62.46 | 33.44 | -29.02 | -13 | -16.02 | V |
| | 2099.1 | -45.24 | 1.35 | -43.89 | -13 | -30.89 | H |
| | 1399.4 | -37.68 | -3.30 | -40.98 | -13 | -27.98 | H |
| | 576.7 | -69.94 | 38.30 | -31.64 | -13 | -18.64 | H |
| | 397.8 | -69.98 | 33.44 | -36.54 | -13 | -23.54 | H |

| LTE Band 12 / 1.4MHz / QPSK | | | | | | | |
|---|---|---|---|---|---|---|---|
| Channel | Frequency (MHz) | Reading Level (dBm) | Factor (dB) | Emission Level (dBm) | Limit (dBm) | Margin (dB) | Polarity (H/V) |
| Middle | 2145.9 | -43.30 | 1.43 | -41.88 | -13 | -28.88 | V |
| | 1430.6 | -33.61 | -3.19 | -36.79 | -13 | -23.79 | V |
| | 905.0 | -65.30 | 37.61 | -27.69 | -13 | -14.69 | V |
| | 714.1 | -63.29 | 35.70 | -27.59 | -13 | -14.59 | V |
| | 2145.9 | -46.71 | 1.43 | -45.28 | -13 | -32.28 | H |
| | 1430.6 | -37.35 | -3.19 | -40.53 | -13 | -27.53 | H |
| | 252.4 | -68.30 | 37.61 | -30.68 | -13 | -17.68 | H |
| | 163.1 | -69.47 | 35.70 | -33.78 | -13 | -20.78 | H |

| LTE Band 12 / 1.4MHz / QPSK | | | | | | | |
|---|---|---|---|---|---|---|---|
| Channel | Frequency (MHz) | Reading Level (dBm) | Factor (dB) | Emission Level (dBm) | Limit (dBm) | Margin (dB) | Polarity (H/V) |
| High | 2133.0 | -43.20 | 1.40 | -41.80 | -13 | -28.80 | V |
| | 1422.0 | -34.19 | -3.22 | -37.41 | -13 | -24.41 | V |
| | 599.3 | -65.16 | 35.52 | -29.63 | -13 | -16.63 | V |
| | 436.8 | -61.84 | 31.82 | -30.01 | -13 | -17.01 | V |
| | 2133.0 | -45.57 | 1.40 | -44.17 | -13 | -31.17 | H |
| | 1422.0 | -37.72 | -3.22 | -40.94 | -13 | -27.94 | H |
| | 364.2 | -68.94 | 35.52 | -33.42 | -13 | -20.42 | H |
| | 262.9 | -70.30 | 31.82 | -38.48 | -13 | -25.48 | H |

Any report having not been signed by authorized approver, or having been altered without authorization, or having not been stamped by the "Dedicated Testing/Inspection Stamp" is deemed to be invalid. Copying or excerpting portion of, or altering the content of the report is not permitted without the written authorization of AGC. The test results presented in the report apply only to the tested sample. Any objections to report issued by AGC should be submitted to AGC within 15days after the issuance of the test report. Further enquiry of validity or verification of the test report should be addressed to AGC by agc01@agccert.com.

| LTE Band 13 / 5MHz / QPSK | | | | | | | |
|---|---|---|---|---|---|---|---|
| Channel | Frequency (MHz) | Reading Level (dBm) | Factor (dB) | Emission Level (dBm) | Limit (dBm) | Margin (dB) | Polarity (H/V) |
| Low | 2338.5 | -87.57 | 37.37 | -50.20 | -13 | -37.20 | V |
| | 1559.0 | -93.83 | 37.41 | -56.42 | -40 | -16.42 | V |
| | 838.0 | -93.03 | 37.46 | -55.57 | -13 | -42.57 | V |
| | 500.9 | -95.41 | 37.37 | -58.03 | -40 | -18.03 | V |
| | 2338.5 | -90.81 | 37.41 | -53.39 | -13 | -40.39 | H |
| | 1559.0 | -91.95 | 37.46 | -54.50 | -40 | -14.50 | H |
| | 618.6 | -94.05 | 37.37 | -56.68 | -13 | -43.68 | H |
| | 481.9 | -89.58 | 37.41 | -52.17 | -13 | -39.17 | H |

| LTE Band 13 / 5MHz / QPSK | | | | | | | |
|---|---|---|---|---|---|---|---|
| Channel | Frequency (MHz) | Reading Level (dBm) | Factor (dB) | Emission Level (dBm) | Limit (dBm) | Margin (dB) | Polarity (H/V) |
| Middle | 2346.0 | -90.02 | 37.37 | -52.65 | -13 | -39.65 | V |
| | 1564.0 | -95.97 | 37.41 | -58.55 | -40 | -18.55 | V |
| | 991.2 | -92.64 | 37.46 | -55.18 | -13 | -42.18 | V |
| | 717.4 | -95.05 | 37.37 | -57.67 | -40 | -17.67 | V |
| | 2346.0 | -90.42 | 37.41 | -53.01 | -13 | -40.01 | H |
| | 1564.0 | -92.69 | 37.46 | -55.23 | -40 | -15.23 | H |
| | 329.5 | -95.13 | 37.37 | -57.76 | -13 | -44.76 | H |
| | 257.2 | -90.27 | 37.41 | -52.85 | -13 | -39.85 | H |

| LTE Band 13 / 5MHz / QPSK | | | | | | | |
|---|---|---|---|---|---|---|---|
| Channel | Frequency (MHz) | Reading Level (dBm) | Factor (dB) | Emission Level (dBm) | Limit (dBm) | Margin (dB) | Polarity (H/V) |
| High | 2353.5 | -89.29 | 37.37 | -51.92 | -13 | -38.92 | V |
| | 1569.0 | -95.20 | 37.41 | -57.79 | -40 | -17.79 | V |
| | 609.3 | -94.16 | 37.46 | -56.71 | -13 | -43.71 | V |
| | 488.6 | -94.01 | 37.37 | -56.64 | -40 | -16.64 | V |
| | 2353.5 | -92.74 | 37.41 | -55.33 | -13 | -42.33 | H |
| | 1569.0 | -92.45 | 37.46 | -54.99 | -40 | -14.99 | H |
| | 428.0 | -93.08 | 37.37 | -55.71 | -13 | -42.71 | H |
| | 382.2 | -90.00 | 37.41 | -52.59 | -13 | -39.59 | H |

Any report having not been signed by authorized approver, or having been altered without authorization, or having not been stamped by the "Dedicated Testing/Inspection Stamp" is deemed to be invalid. Copying or excerpting portion of, or altering the content of the report is not permitted without the written authorization of AGC. The test results presented in the report apply only to the tested sample. Any objections to report issued by AGC should be submitted to AGC within 15days after the issuance of the test report. Further enquiry of validity or verification of the test report should be addressed to AGC by agc01@agccert.com.

| LTE Band 17 / 5MHz / QPSK | | | | | | | |
|---|---|---|---|---|---|---|---|
| Channel | Frequency (MHz) | Reading Level (dBm) | Factor (dB) | Emission Level (dBm) | Limit (dBm) | Margin (dB) | Polarity (H/V) |
| Low | 2119.5 | -43.19 | 1.38 | -41.80 | -13 | -28.80 | V |
| | 1413.0 | -33.85 | -3.25 | -37.10 | -13 | -24.10 | V |
| | 894.9 | -65.23 | 37.59 | -27.63 | -13 | -14.63 | V |
| | 681.9 | -62.49 | 35.18 | -27.30 | -13 | -14.30 | V |
| | 2119.5 | -45.60 | 1.38 | -44.22 | -13 | -31.22 | H |
| | 1413.0 | -36.60 | -3.25 | -39.85 | -13 | -26.85 | H |
| | 641.6 | -68.49 | 37.59 | -30.89 | -13 | -17.89 | H |
| | 343.4 | -69.71 | 35.18 | -34.53 | -13 | -21.53 | H |

| LTE Band 17 / 5MHz / QPSK | | | | | | | |
|---|---|---|---|---|---|---|---|
| Channel | Frequency (MHz) | Reading Level (dBm) | Factor (dB) | Emission Level (dBm) | Limit (dBm) | Margin (dB) | Polarity (H/V) |
| Middle | 2130.0 | -43.71 | 1.40 | -42.31 | -13 | -29.31 | V |
| | 1420.0 | -33.27 | -3.22 | -36.49 | -13 | -23.49 | V |
| | 938.4 | -63.83 | 38.38 | -25.45 | -13 | -12.45 | V |
| | 735.1 | -63.32 | 36.40 | -26.93 | -13 | -13.93 | V |
| | 2130.0 | -45.86 | 1.40 | -44.46 | -13 | -31.46 | H |
| | 1420.0 | -37.51 | -3.22 | -40.73 | -13 | -27.73 | H |
| | 440.2 | -68.68 | 38.38 | -30.30 | -13 | -17.30 | H |
| | 254.3 | -69.07 | 36.40 | -32.68 | -13 | -19.68 | H |

| LTE Band 17 / 5MHz / QPSK | | | | | | | |
|---|---|---|---|---|---|---|---|
| Channel | Frequency (MHz) | Reading Level (dBm) | Factor (dB) | Emission Level (dBm) | Limit (dBm) | Margin (dB) | Polarity (H/V) |
| High | 2140.5 | -44.07 | 1.42 | -42.65 | -13 | -29.65 | V |
| | 1427.0 | -34.75 | -3.20 | -37.94 | -13 | -24.94 | V |
| | 545.2 | -64.49 | 32.90 | -31.59 | -13 | -18.59 | V |
| | 486.9 | -62.14 | 31.97 | -30.16 | -13 | -17.16 | V |
| | 2140.5 | -45.36 | 1.42 | -43.94 | -13 | -30.94 | H |
| | 1427.0 | -37.56 | -3.20 | -40.76 | -13 | -27.76 | H |
| | 383.3 | -69.48 | 32.90 | -36.57 | -13 | -23.57 | H |
| | 120.2 | -69.76 | 31.97 | -37.79 | -13 | -24.79 | H |

Any report having not been signed by authorized approver, or having been altered without authorization, or having not been stamped by the "Dedicated Testing/Inspection Stamp" is deemed to be invalid. Copying or excerpting portion of, or altering the content of the report is not permitted without the written authorization of AGC. The test results presented in the report apply only to the tested sample. Any objections to report issued by AGC should be submitted to AGC within 15days after the issuance of the test report. Further enquiry of validity or verification of the test report should be addressed to AGC by agc01@agccert.com.

| LTE Band 38 / 5MHz / QPSK | | | | | | | |
|---|---|---|---|---|---|---|---|
| Channel | Frequency (MHz) | Reading Level (dBm) | Factor (dB) | Emission Level (dBm) | Limit (dBm) | Margin (dB) | Polarity (H/V) |
| Low | 7717.5 | -48.27 | 7.23 | -41.04 | -25 | -16.04 | V |
| | 5145.0 | -50.03 | 4.78 | -45.25 | -25 | -20.25 | V |
| | 809.9 | -91.12 | 37.85 | -53.27 | -25 | -28.27 | V |
| | 633.3 | -89.02 | 35.25 | -53.77 | -25 | -28.77 | V |
| | 7717.5 | -49.02 | 7.23 | -41.79 | -25 | -16.79 | H |
| | 5145.0 | -52.80 | 4.78 | -48.02 | -25 | -23.02 | H |
| | 597.0 | -91.23 | 37.85 | -53.38 | -25 | -28.38 | H |
| | 433.5 | -91.23 | 35.25 | -55.98 | -25 | -30.98 | H |

| LTE Band 38 / 5MHz / QPSK | | | | | | | |
|---|---|---|---|---|---|---|---|
| Channel | Frequency (MHz) | Reading Level (dBm) | Factor (dB) | Emission Level (dBm) | Limit (dBm) | Margin (dB) | Polarity (H/V) |
| Middle | 7785.0 | -48.01 | 7.23 | -40.78 | -25 | -15.78 | V |
| | 5190.0 | -50.57 | 4.87 | -45.69 | -25 | -20.69 | V |
| | 823.0 | -90.04 | 38.03 | -52.02 | -25 | -27.02 | V |
| | 769.9 | -87.29 | 37.22 | -50.07 | -25 | -25.07 | V |
| | 7785.0 | -49.59 | 7.23 | -42.36 | -25 | -17.36 | H |
| | 5190.0 | -50.33 | 4.87 | -45.46 | -25 | -20.46 | H |
| | 416.2 | -90.36 | 38.03 | -52.33 | -25 | -27.33 | H |
| | 217.3 | -90.08 | 37.22 | -52.86 | -25 | -27.86 | H |

| LTE Band 38 / 5MHz / QPSK | | | | | | | |
|---|---|---|---|---|---|---|---|
| Channel | Frequency (MHz) | Reading Level (dBm) | Factor (dB) | Emission Level (dBm) | Limit (dBm) | Margin (dB) | Polarity (H/V) |
| High | 7852.5 | -46.93 | 7.23 | -39.70 | -25 | -14.70 | V |
| | 5235.0 | -49.49 | 4.96 | -44.53 | -25 | -19.53 | V |
| | 541.6 | -88.95 | 32.82 | -56.14 | -25 | -31.14 | V |
| | 435.9 | -88.07 | 31.79 | -56.28 | -25 | -31.28 | V |
| | 7852.5 | -49.29 | 7.23 | -42.06 | -25 | -17.06 | H |
| | 5235.0 | -49.80 | 4.96 | -44.83 | -25 | -19.83 | H |
| | 498.5 | -89.60 | 32.82 | -56.78 | -25 | -31.78 | H |
| | 305.2 | -89.92 | 31.79 | -58.14 | -25 | -33.14 | H |

Any report having not been signed by authorized approver, or having been altered without authorization, or having not been stamped by the "Dedicated Testing/Inspection Stamp" is deemed to be invalid. Copying or excerpting portion of, or altering the content of the report is not permitted without the written authorization of AGC. The test results presented in the report apply only to the tested sample. Any objections to report issued by AGC should be submitted to AGC within 15days after the issuance of the test report. Further enquiry of validity or verification of the test report should be addressed to AGC by agc01@agccert.com.

| LTE Band 40 Lower Side / 5MHz / QPSK | | | | | | | |
|---|---|---|---|---|---|---|---|
| Channel | Frequency (MHz) | Reading Level (dBm) | Factor (dB) | Emission Level (dBm) | Limit (dBm) | Margin (dB) | Polarity (H/V) |
| Low | 6922.5 | -50.68 | 7.23 | -43.45 | -40 | -3.45 | V |
| | 4615.0 | -54.32 | 4.21 | -50.10 | -40 | -10.10 | V |
| | 876.8 | -91.64 | 37.92 | -53.72 | -40 | -13.72 | V |
| | 584.4 | -92.09 | 34.77 | -57.32 | -40 | -17.32 | V |
| | 6922.5 | -53.13 | 7.23 | -45.90 | -40 | -5.90 | H |
| | 4615.0 | -57.68 | 4.21 | -53.47 | -40 | -13.47 | H |
| | 575.2 | -95.16 | 37.92 | -57.24 | -40 | -17.24 | H |
| | 406.3 | -95.70 | 34.77 | -60.93 | -40 | -20.93 | H |

| LTE Band 40 Lower Side / 5MHz / QPSK | | | | | | | |
|---|---|---|---|---|---|---|---|
| Channel | Frequency (MHz) | Reading Level (dBm) | Factor (dB) | Emission Level (dBm) | Limit (dBm) | Margin (dB) | Polarity (H/V) |
| Middle | 6930.0 | -51.16 | 7.24 | -43.91 | -40 | -3.91 | V |
| | 4620.0 | -54.09 | 4.22 | -49.87 | -40 | -9.87 | V |
| | 979.3 | -93.03 | 39.68 | -53.35 | -40 | -13.35 | V |
| | 747.9 | -91.33 | 36.82 | -54.51 | -40 | -14.51 | V |
| | 6930.0 | -52.95 | 7.24 | -45.70 | -40 | -5.70 | H |
| | 4620.0 | -57.00 | 4.22 | -52.78 | -40 | -12.78 | H |
| | 385.3 | -93.73 | 39.68 | -54.04 | -40 | -14.04 | H |
| | 286.1 | -95.81 | 36.82 | -58.99 | -40 | -18.99 | H |

| LTE Band 40 Lower Side / 5MHz / QPSK | | | | | | | |
|---|---|---|---|---|---|---|---|
| Channel | Frequency (MHz) | Reading Level (dBm) | Factor (dB) | Emission Level (dBm) | Limit (dBm) | Margin (dB) | Polarity (H/V) |
| High | 6937.5 | -51.28 | 7.25 | -44.02 | -40 | -4.02 | V |
| | 4625.0 | -54.07 | 4.22 | -49.85 | -40 | -9.85 | V |
| | 543.3 | -92.17 | 32.86 | -59.31 | -40 | -19.31 | V |
| | 414.2 | -91.60 | 30.84 | -60.76 | -40 | -20.76 | V |
| | 6937.5 | -53.73 | 7.25 | -46.48 | -40 | -6.48 | H |
| | 4625.0 | -56.61 | 4.22 | -52.39 | -40 | -12.39 | H |
| | 489.1 | -95.30 | 32.86 | -62.44 | -40 | -22.44 | H |
| | 298.9 | -94.00 | 30.84 | -63.16 | -40 | -23.16 | H |

Any report having not been signed by authorized approver, or having been altered without authorization, or having not been stamped by the "Dedicated Testing/Inspection Stamp" is deemed to be invalid. Copying or excerpting portion of, or altering the content of the report is not permitted without the written authorization of AGC. The test results presented in the report apply only to the tested sample. Any objections to report issued by AGC should be submitted to AGC within 15days after the issuance of the test report. Further enquiry of validity or verification of the test report should be addressed to AGC by agc01@agccert.com.

| LTE Band 40 Upper Side / 5MHz / QPSK | | | | | | | |
|---|---|---|---|---|---|---|---|
| Channel | Frequency (MHz) | Reading Level (dBm) | Factor (dB) | Emission Level (dBm) | Limit (dBm) | Margin (dB) | Polarity (H/V) |
| Low | 6930.0 | -51.37 | 7.24 | -44.13 | -40 | -4.13 | V |
| | 4705.0 | -54.15 | 4.28 | -49.87 | -40 | -9.87 | V |
| | 798.7 | -92.99 | 37.69 | -55.30 | -40 | -15.30 | V |
| | 604.2 | -91.10 | 35.52 | -55.58 | -40 | -15.58 | V |
| | 6930.0 | -53.27 | 7.24 | -46.03 | -40 | -6.03 | H |
| | 4705.0 | -57.17 | 4.28 | -52.90 | -40 | -12.90 | H |
| | 614.5 | -93.87 | 37.69 | -56.18 | -40 | -16.18 | H |
| | 450.7 | -94.68 | 35.52 | -59.16 | -40 | -19.16 | H |

| LTE Band 40 Upper Side / 5MHz / QPSK | | | | | | | |
|---|---|---|---|---|---|---|---|
| Channel | Frequency (MHz) | Reading Level (dBm) | Factor (dB) | Emission Level (dBm) | Limit (dBm) | Margin (dB) | Polarity (H/V) |
| Middle | 7065.0 | -52.19 | 7.32 | -44.87 | -40 | -4.87 | V |
| | 4710.0 | -53.68 | 4.28 | -49.40 | -40 | -9.40 | V |
| | 930.3 | -91.50 | 38.19 | -53.31 | -40 | -13.31 | V |
| | 786.6 | -92.22 | 37.49 | -54.73 | -40 | -14.73 | V |
| | 7065.0 | -53.16 | 7.32 | -45.85 | -40 | -5.85 | H |
| | 4710.0 | -56.48 | 4.28 | -52.20 | -40 | -12.20 | H |
| | 436.3 | -93.90 | 38.19 | -55.71 | -40 | -15.71 | H |
| | 204.8 | -94.44 | 37.49 | -56.95 | -40 | -16.95 | H |

| LTE Band 40 Upper Side / 5MHz / QPSK | | | | | | | |
|---|---|---|---|---|---|---|---|
| Channel | Frequency (MHz) | Reading Level (dBm) | Factor (dB) | Emission Level (dBm) | Limit (dBm) | Margin (dB) | Polarity (H/V) |
| High | 7072.5 | -51.58 | 7.32 | -44.26 | -40 | -4.26 | V |
| | 4715.0 | -52.80 | 4.28 | -48.52 | -40 | -8.52 | V |
| | 581.3 | -91.55 | 34.61 | -56.94 | -40 | -16.94 | V |
| | 434.7 | -92.42 | 31.73 | -60.68 | -40 | -20.68 | V |
| | 7072.5 | -53.74 | 7.32 | -46.42 | -40 | -6.42 | H |
| | 4715.0 | -56.83 | 4.28 | -52.54 | -40 | -12.54 | H |
| | 431.3 | -93.80 | 34.61 | -59.19 | -40 | -19.19 | H |
| | 310.2 | -95.54 | 31.73 | -63.80 | -40 | -23.80 | H |

Any report having not been signed by authorized approver, or having been altered without authorization, or having not been stamped by the "Dedicated Testing/Inspection Stamp" is deemed to be invalid. Copying or excerpting portion of, or altering the content of the report is not permitted without the written authorization of AGC. The test results presented in the report apply only to the tested sample. Any objections to report issued by AGC should be submitted to AGC within 15days after the issuance of the test report. Further enquiry of validity or verification of the test report should be addressed to AGC by agc01@agccert.com.

| LTE Band 41 / 5MHz / QPSK | | | | | | | |
|---|---|---|---|---|---|---|---|
| Channel | Frequency (MHz) | Reading Level (dBm) | Factor (dB) | Emission Level (dBm) | Limit (dBm) | Margin (dB) | Polarity (H/V) |
| Low | 7672.5 | -49.17 | 7.23 | -41.94 | -25 | -16.94 | V |
| | 5115.0 | -50.66 | 4.72 | -45.94 | -25 | -20.94 | V |
| | 826.3 | -91.29 | 38.07 | -53.22 | -25 | -28.22 | V |
| | 595.0 | -87.25 | 35.31 | -51.94 | -25 | -26.94 | V |
| | 7672.5 | -49.09 | 7.23 | -41.86 | -25 | -16.86 | H |
| | 5115.0 | -51.89 | 4.72 | -47.17 | -25 | -22.17 | H |
| | 677.2 | -90.63 | 38.07 | -52.56 | -25 | -27.56 | H |
| | 403.3 | -90.73 | 35.31 | -55.42 | -25 | -30.42 | H |

| LTE Band 41 / 5MHz / QPSK | | | | | | | |
|---|---|---|---|---|---|---|---|
| Channel | Frequency (MHz) | Reading Level (dBm) | Factor (dB) | Emission Level (dBm) | Limit (dBm) | Margin (dB) | Polarity (H/V) |
| Middle | 7815.0 | -45.92 | 7.23 | -38.69 | -25 | -13.69 | V |
| | 5210.0 | -48.86 | 4.91 | -43.95 | -25 | -18.95 | V |
| | 945.8 | -88.05 | 38.54 | -49.51 | -25 | -24.51 | V |
| | 719.0 | -88.17 | 35.86 | -52.31 | -25 | -27.31 | V |
| | 7815.0 | -50.72 | 7.23 | -43.49 | -25 | -18.49 | H |
| | 5210.0 | -51.41 | 4.91 | -46.49 | -25 | -21.49 | H |
| | 327.9 | -90.89 | 38.54 | -52.34 | -25 | -27.34 | H |
| | 199.3 | -91.04 | 35.86 | -55.18 | -25 | -30.18 | H |

| LTE Band 41 / 5MHz / QPSK | | | | | | | |
|---|---|---|---|---|---|---|---|
| Channel | Frequency (MHz) | Reading Level (dBm) | Factor (dB) | Emission Level (dBm) | Limit (dBm) | Margin (dB) | Polarity (H/V) |
| High | 7957.5 | -46.23 | 7.23 | -39.00 | -25 | -14.00 | V |
| | 5305.0 | -48.98 | 5.11 | -43.87 | -25 | -18.87 | V |
| | 594.1 | -89.00 | 35.26 | -53.74 | -25 | -28.74 | V |
| | 442.8 | -88.58 | 32.09 | -56.49 | -25 | -31.49 | V |
| | 7957.5 | -48.86 | 7.23 | -41.63 | -25 | -16.63 | H |
| | 5305.0 | -51.71 | 5.11 | -46.61 | -25 | -21.61 | H |
| | 410.2 | -90.87 | 35.26 | -55.61 | -25 | -30.61 | H |
| | 370.0 | -89.77 | 32.09 | -57.69 | -25 | -32.69 | H |

Any report having not been signed by authorized approver, or having been altered without authorization, or having not been stamped by the "Dedicated Testing/Inspection Stamp" is deemed to be invalid. Copying or excerpting portion of, or altering the content of the report is not permitted without the written authorization of AGC. The test results presented in the report apply only to the tested sample. Any objections to report issued by AGC should be submitted to AGC within 15days after the issuance of the test report. Further enquiry of validity or verification of the test report should be addressed to AGC by agc01@agccert.com.

| LTE Band 66 / 1.4MHz / QPSK | | | | | | | |
|---|---|---|---|---|---|---|---|
| Channel | Frequency (MHz) | Reading Level (dBm) | Factor (dB) | Emission Level (dBm) | Limit (dBm) | Margin (dB) | Polarity (H/V) |
| Low | 5132.1 | -42.84 | 4.76 | -38.08 | -13 | -25.08 | V |
| | 3421.4 | -33.21 | 2.14 | -31.07 | -13 | -18.07 | V |
| | 804.7 | -65.30 | 37.77 | -27.52 | -13 | -14.52 | V |
| | 535.6 | -62.74 | 32.67 | -30.07 | -13 | -17.07 | V |
| | 5132.1 | -45.21 | 4.76 | -40.45 | -13 | -27.45 | H |
| | 3421.4 | -36.43 | 2.14 | -34.29 | -13 | -21.29 | H |
| | 636.6 | -69.13 | 37.77 | -31.36 | -13 | -18.36 | H |
| | 484.0 | -68.75 | 32.67 | -36.08 | -13 | -23.08 | H |

| LTE Band 66 / 1.4MHz / QPSK | | | | | | | |
|---|---|---|---|---|---|---|---|
| Channel | Frequency (MHz) | Reading Level (dBm) | Factor (dB) | Emission Level (dBm) | Limit (dBm) | Margin (dB) | Polarity (H/V) |
| Middle | 5235.0 | -44.23 | 4.96 | -39.26 | -13 | -26.26 | V |
| | 3490.0 | -33.55 | 2.23 | -31.32 | -13 | -18.32 | V |
| | 998.8 | -63.51 | 40.38 | -23.13 | -13 | -10.13 | V |
| | 725.6 | -62.36 | 36.08 | -26.28 | -13 | -13.28 | V |
| | 5235.0 | -46.04 | 4.96 | -41.07 | -13 | -28.07 | H |
| | 3490.0 | -37.93 | 2.23 | -35.71 | -13 | -22.71 | H |
| | 422.0 | -69.91 | 40.38 | -29.53 | -13 | -16.53 | H |
| | 298.0 | -69.83 | 36.08 | -33.75 | -13 | -20.75 | H |

| LTE Band 66 / 1.4MHz / QPSK | | | | | | | |
|---|---|---|---|---|---|---|---|
| Channel | Frequency (MHz) | Reading Level (dBm) | Factor (dB) | Emission Level (dBm) | Limit (dBm) | Margin (dB) | Polarity (H/V) |
| High | 5337.9 | -42.73 | 5.17 | -37.56 | -13 | -24.56 | V |
| | 3558.6 | -33.77 | 2.21 | -31.56 | -13 | -18.56 | V |
| | 590.9 | -64.81 | 35.10 | -29.72 | -13 | -16.72 | V |
| | 473.7 | -61.83 | 32.13 | -29.71 | -13 | -16.71 | V |
| | 5337.9 | -45.02 | 5.17 | -39.84 | -13 | -26.84 | H |
| | 3558.6 | -37.25 | 2.21 | -35.05 | -13 | -22.05 | H |
| | 417.0 | -69.43 | 35.10 | -34.33 | -13 | -21.33 | H |
| | 386.0 | -69.53 | 32.13 | -37.41 | -13 | -24.41 | H |

Any report having not been signed by authorized approver, or having been altered without authorization, or having not been stamped by the "Dedicated Testing/Inspection Stamp" is deemed to be invalid. Copying or excerpting portion of, or altering the content of the report is not permitted without the written authorization of AGC. The test results presented in the report apply only to the tested sample. Any objections to report issued by AGC should be submitted to AGC within 15days after the issuance of the test report. Further enquiry of validity or verification of the test report should be addressed to AGC by agc01@agccert.com.

| LTE Band 13 (1559 MHz ~ 1610 MHz Wideband Band) | | | | | | | |
|---|---|---|---|---|---|---|---|
| Operating Frequency (MHz) | Measured Frequency (MHz) | Reading Level (dBm) | Factor (dB) | Emission Level (dBm) | Limit (dBm/MHz) | Margin (dB) | Polarity (H/V) |
| 779.5 | 1559 | -89.47 | 37.55 | -51.92 | -40 | -11.92 | V |
| 782.0 | 1564 | -94.42 | 37.60 | -56.83 | -40 | -16.83 | V |
| 784.5 | 1569 | -91.25 | 37.64 | -53.61 | -40 | -13.61 | V |
| 779.5 | 1559 | -95.24 | 37.55 | -57.69 | -40 | -17.69 | V |
| 782.0 | 1564 | -90.05 | 37.60 | -52.45 | -40 | -12.45 | H |
| 784.5 | 1569 | -91.31 | 37.64 | -53.67 | -40 | -13.67 | H |
| 779.5 | 1559 | -95.06 | 37.55 | -57.50 | -40 | -17.50 | H |
| 782.0 | 1564 | -90.91 | 37.60 | -53.32 | -40 | -13.32 | H |

**Note:**

1. Margin(dB)=Emission Level(dBm) -Limit(dBm), Emission Level(dBm)= Reading(dBm)+Factor(dB)
2. Factor(dB) = Ant Gain -Cable Loss + Pre-amplifier
3. The radiated spurious emission has been tested with maximum bandwidth QPSK modulation, resource block size 1 and resource block offset 0.
4. The spurious emissions found in the frequency band 1559-1610MHz meet the stricter Wideband limits.
5. Below 30MHz, no spurious emission was found, and only the worst mode data above 30MHz is recorded in the report.

Any report having not been signed by authorized approver, or having been altered without authorization, or having not been stamped by the "Dedicated Testing/Inspection Stamp" is deemed to be invalid. Copying or excerpting portion of, or altering the content of the report is not permitted without the written authorization of AGC. The test results presented in the report apply only to the tested sample. Any objections to report issued by AGC should be submitted to AGC within 15days after the issuance of the test report. Further enquiry of validity or verification of the test report should be addressed to AGC by agc01@agccert.com.

# 12. Frequency Stability / Variation of Ambient Temperature

## 12.1 Provisions Applicable

### 12.1.1 For Hand carried battery powered equipment

Frequency stability testing is performed in accordance with the guidelines of ANSI/TIA-603-E-2016. The frequency stability of the transmitter is measured by:

a) Temperature: The temperature is varied from -30°C to +50°C in 10°C increments using an environmental chamber.

b) Primary Supply Voltage: The primary supply voltage is varied from 85% to 115% of the nominal value for non-hand-carried battery and AC powered equipment. For hand-carried, battery-powered equipment, primary supply voltage is reduced to the battery operating end point which shall be specified by the manufacturer.

For Part 22, the frequency stability of the transmitter shall be maintained within ±0.00025% (±2.5 ppm) of the center frequency. For Part 24 and Part 27, the frequency stability shall be sufficient to ensure that the fundamental emission stays within the authorized frequency block.

### 12.1.2 For equipment powered by primary supply voltage

1. The carrier frequency of the transmitter is measured at room temperature (20°C to provide a reference).
2. The equipment is turned on in a “standby” condition for fifteen minutes before applying power to the transmitter. Measurement of the carrier frequency of the transmitter is made within one minute after applying power to the transmitter.
3. Frequency measurements are made at 10°C intervals ranging from -30°C to +50°C. A period of at least one half-hour is provided to allow stabilization of the equipment at each temperature level.

## 12.2 Measurement Procedure

In order to measure the carrier frequency under the condition of AFC lock, it is necessary to make measurements with the EUT in a “call mode”. This is accomplished with the use of R&S CMW500 DIGITAL RADIO COMMUNICATION TESTER.

1. Measure the carrier frequency at room temperature.
2. Subject the EUT to overnight soak at -10℃. With the EUT, powered via nominal voltage, connected to the CMW500 and in a simulated call on channel 20175 for LTE band 4 measure the carrier frequency. These measurements should be made within 2 minutes of Powering up the EUT, to prevent significant self-warming.
3. Repeat the above measurements at 10℃ increments from -30℃ to +50℃. Allow at least 1 1/2 hours at each temperature, unpowered, before making measurements.
4. Re-measure carrier frequency at room temperature with nominal voltage. Vary supply voltage from minimum voltage to maximum voltage, in 0.1Volt increments re-measuring carrier frequency at each voltage. Pause at nominal voltage for 1 1/2 hours unpowered, to allow any self-heating to stabilize, before continuing.
5. Subject the EUT to overnight soak at +50℃.
6. With the EUT, powered via nominal voltage, connected to the CMW500 and in a simulated call on the

Any report having not been signed by authorized approver, or having been altered without authorization, or having not been stamped by the “Dedicated Testing/Inspection Stamp” is deemed to be invalid. Copying or excerpting portion of, or altering the content of the report is not permitted without the written authorization of AGC. The test results presented in the report apply only to the tested sample. Any objections to report issued by AGC should be submitted to AGC within 15days after the issuance of the test report. Further enquiry of validity or verification of the test report should be addressed to AGC by agc01@agccert.com.

centre channel, measure the carrier frequency. These measurements should be made within 2 minutes of Powering up the EUT, to prevent significant self-warming.

7. Repeat the above measurements at 10℃ increments from +50℃ to -30℃. Allow at least 1 1/2 hours at each temperature, unpowered, before making measurements.
8. At all temperature levels hold the temperature to +/- 0.5℃ during the measurement procedure.

**12.3 Measurement Setup**

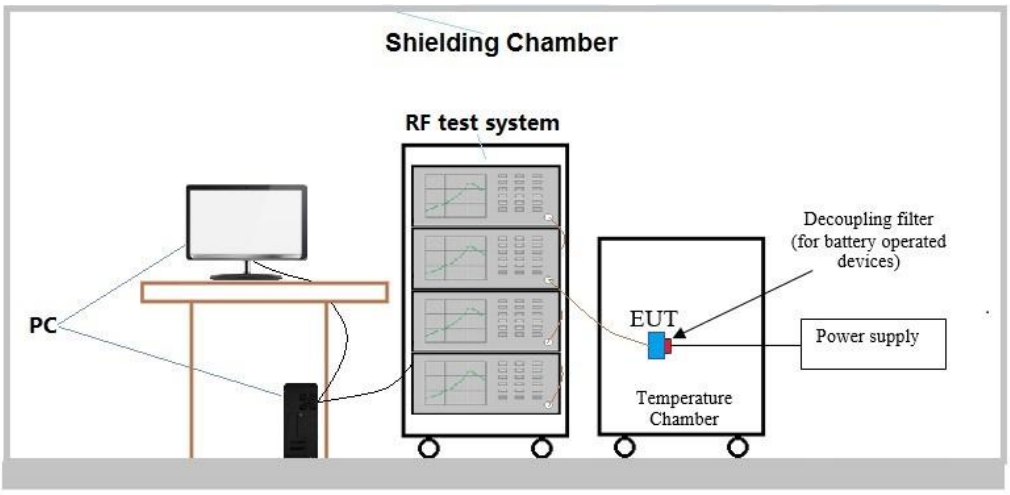


**12.4 Measurement Result**

Note: This product contains an LTE module (Model: M12, FCC ID: 2AR45-M12), RF component data can be obtained by reference to report number: CTB240415033RFX. The test report only reevaluates Radiated Power and Radiated Spurious Emissions.

Any report having not been signed by authorized approver, or having been altered without authorization, or having not been stamped by the "Dedicated Testing/Inspection Stamp" is deemed to be invalid. Copying or excerpting portion of, or altering the content of the report is not permitted without the written authorization of AGC. The test results presented in the report apply only to the tested sample. Any objections to report issued by AGC should be submitted to AGC within 15days after the issuance of the test report. Further enquiry of validity or verification of the test report should be addressed to AGC by agc01@agccert.com.

## 13. 99% Occupied Bandwidth and 26dB Emission Bandwidth

### 13.1 Provisions Applicable

The width of a frequency band such that, below the lower and above the upper frequency limits, the mean powers emitted are each equal to a specified percentage 0.5 % of the total mean power of a given emission.
The EUT makes a call to the communication simulator.
The conducted occupied bandwidth used the power splitter via EUT RF power connector between simulation base station and spectrum analyzer.
The communication simulator station system controlled a EUT to export maximum output power under transmission mode and specific channel frequency. Use OBW measurement function of Spectrum analyzer to measure 99 % occupied bandwidth

### 13.2 Measurement Procedure

1. The signal analyzer's automatic bandwidth measurement capability was used to perform the 99% occupied bandwidth and the 26dB bandwidth. The bandwidth measurement was not influenced by any intermediate power nulls in the fundamental emission.
2. RBW = 1 – 5% of the expected OBW
3. VBW ≥ 3 x RBW
4. Detector = Peak
5. Trace mode = max hold
6. Sweep = auto couple
7. The trace was allowed to stabilize
8. If necessary, steps 2 – 7 were repeated after changing the RBW such that it would be within 1 – 5% of the 99% occupied bandwidth observed in Step 7

### 13.3 Measurement Setup




### 13.4 Measurement Result

Note: This product contains an LTE module (model: M12/IC: 2AR45-M12).RF component data can be obtaine d by reference to report number: CTB240415033RFX. The test report only reevaluates Radiated Power and Radiated Spurious Emissions.

Any report having not been signed by authorized approver, or having been altered without authorization, or having not been stamped by the "Dedicated Testing/Inspection Stamp" is deemed to be invalid. Copying or excerpting portion of, or altering the content of the report is not permitted without the written authorization of AGC. The test results presented in the report apply only to the tested sample. Any objections to report issued by AGC should be submitted to AGC within 15days after the issuance of the test report. Further enquiry of validity or verification of the test report should be addressed to AGC by agc01@agccert.com.

# 14. Band Edge Measurement

## 14.1 Provisions Applicable

All out of band emissions are measured with a spectrum analyzer connected to the antenna terminal of the EUT while the EUT is operating at its maximum duty cycle, at maximum power, and at the appropriate frequencies. All data rates were investigated to determine the worst case configuration. All modes of operation were investigated and the worst case configuration results are reported in this section.

## 14.2 Measurement Procedure

1. Start and stop frequency were set such that the band edge would be placed in the center of the plot
2. Span was set large enough so as to capture all out of band emissions near the band edge
3. RBW > 1% of the emission bandwidth
4. VBW > 3 x RBW
5. Detector = RMS
6. Number of sweep points ≥ 2 x Span/RBW
7. Trace mode = trace average
8. Sweep time = auto couple
9. The trace was allowed to stabilize

**Test Note**

According to FCC 22.917, 24.238, 27.53 specified that power of any emission outside of The authorized operating frequency ranges must be attenuated below the transmitting power (P) by a factor of at least 43 + 10 log(P) dB.In the 1 MHz bands immediately outside and adjacent to the frequency block a resolution bandwidth of at least one percent of the emission bandwidth of the fundamental emission of the transmitter may be employed. All measurements were done at 2 channels (low and high operational frequency range.)
The band edge measurement used the power splitter via EUT RF power connector between simulation base station and spectrum analyzer.

- **§27.53(c)**
- On any frequency outside the 746–758 MHz band, the power of any emission shall be attenuated outside the band below the transmitter power (P) by at least 43 + 10 log (P) dB;
- (2) On any frequency outside the 776–788 MHz band, the power of any emission shall be attenuated outside the band below the transmitter power (P) by at least 43 + 10 log (P) dB;
- (3) On all frequencies between 763–775 MHz and 793–805 MHz, by a factor not less than 76 + 10 log (P) dB in a 6.25 kHz band segment, for base and fixed stations;
- (4) On all frequencies between 763–775 MHz and 793–805 MHz, by a factor not less than 65 + 10 log (P) dB in a 6.25 kHz band segment, for mobile and portable stations;
- (5) Compliance with the provisions of paragraphs (c)(1) and (c)(2) of this section is based on the use of measurement instrumentation employing a resolution bandwidth of 100 kHz or greater. However, in the 100 kHz bands immediately outside and adjacent to the frequency block, a resolution bandwidth of at least 30 kHz may be employed;
- (6) Compliance with the provisions of paragraphs (c)(3) and (c)(4) of this section is based on the use of measurement instrumentation such that the reading taken with any resolution bandwidth setting should be

Any report having not been signed by authorized approver, or having been altered without authorization, or having not been stamped by the "Dedicated Testing/Inspection Stamp" is deemed to be invalid. Copying or excerpting portion of, or altering the content of the report is not permitted without the written authorization of AGC. The test results presented in the report apply only to the tested sample. Any objections to report issued by AGC should be submitted to AGC within 15days after the issuance of the test report. Further enquiry of validity or verification of the test report should be addressed to AGC by agc01@agccert.com.

adjusted to indicate spectral energy in a 6.25 kHz segment.

- **§27.53(m)**

Equipment shall comply with the following unwanted emission limits:

- for base station and fixed subscriber equipment, the power of any unwanted emissions measured as above shall be attenuated (in dB) below the transmitter power, P (dBW), by at least 43 + 10 log10 p
- for mobile subscriber equipment, the power of any unwanted emissions measured as above
- shall be attenuated (in dB) below the transmitter power, P (dBW), by at least:40 + 10 log10 p from the channel edges to 5 MHz away 43 + 10 log10 p between 5 MHz and X MHz from the channel edges, and
- 55 + 10 log10 p at X MHz and beyond from the channel edges In addition, the attenuation shall not be less
- than 43 + 10 log10 p on all frequencies between 2490.5 MHz and 2496 MHz, and 55 + 10 log10 p at or below 2490.5 MHz.
- In (a) and (b), p is the transmitter power measured in watts and X is 6 MHz or the equipment occupied bandwidth, whichever is greater.

### 14.3 Measurement Setup




Any report having not been signed by authorized approver, or having been altered without authorization, or having not been stamped by the "Dedicated Testing/Inspection Stamp" is deemed to be invalid. Copying or excerpting portion of, or altering the content of the report is not permitted without the written authorization of AGC. The test results presented in the report apply only to the tested sample. Any objections to report issued by AGC should be submitted to AGC within 15days after the issuance of the test report. Further enquiry of validity or verification of the test report should be addressed to AGC by agc01@agccert.com.

### 14.4 Measurement Result

Note: This product contains an LTE module (Model: M12, FCC ID: 2AR45-M12), RF component data can be obtained by reference to report number: CTB240415033RFX. The test report only reevaluates Radiated Power and Radiated Spurious Emissions.

Any report having not been signed by authorized approver, or having been altered without authorization, or having not been stamped by the "Dedicated Testing/Inspection Stamp" is deemed to be invalid. Copying or excerpting portion of, or altering the content of the report is not permitted without the written authorization of AGC. The test results presented in the report apply only to the tested sample. Any objections to report issued by AGC should be submitted to AGC within 15days after the issuance of the test report. Further enquiry of validity or verification of the test report should be addressed to AGC by agc01@agccert.com.

## Appendix I Photographs of Test Setup

Refer to the Report No.: AGC15733260602AP01

## Appendix II: Photographs of EUT

Refer to the Report No.: AGC15733260602AP02

Any report having not been signed by authorized approver, or having been altered without authorization, or having not been stamped by the "Dedicated Testing/Inspection Stamp" is deemed to be invalid. Copying or excerpting portion of, or altering the content of the report is not permitted without the written authorization of AGC. The test results presented in the report apply only to the tested sample. Any objections to report issued by AGC should be submitted to AGC within 15days after the issuance of the test report. Further enquiry of validity or verification of the test report should be addressed to AGC by agc01@agccert.com.

# Conditions of Issuance of Test Reports

1. All samples and goods are accepted by the Attestation of Global Compliance (Shenzhen) Co., Ltd (the “Company”) solely for testing and reporting in accordance with the following terms and conditions. The company provides its services on the basis that such terms and conditions constitute express agreement between the company and any person, firm or company requesting its services (the “Clients”).
2. Any report issued by Company as a result of this application for testing services (the “Report”) shall be issued in confidence to the Clients and the Report will be strictly treated as such by the Company. It may not be reproduced either in its entirety or in part and it may not be used for advertising or other unauthorized purposes without the written consent of the Company. The Clients to whom the Report is issued may, however, show or send it, or a certified copy thereof prepared by the Company to its customer, supplier or other persons directly concerned. The Company will not, without the consent of the Clients, enter into any discussion or correspondence with any third party concerning the contents of the Report, unless required by the relevant governmental authorities, laws or court orders.
3.The Company shall not be called or be liable to be called to give evidence or testimony on the Report in a court of law without its prior written consent, unless required by the relevant governmental authorities, laws or court orders.
4. In the event of the improper use of the report as determined by the Company, the Company reserves the right to withdraw it, and to adopt any other additional remedies which may be appropriate.
5. Samples submitted for testing are accepted on the understanding that the Report issued cannot form the basis of, or be the instrument for, any legal action against the Company.
6. The Company will not be liable for or accept responsibility for any loss or damage however arising from the use of information contained in any of its Reports or in any communication whatsoever about its said tests or investigations.
7.Clients wishing to use the Report in court proceedings or arbitration shall inform the Company to that effect prior to submitting the sample for testing.
8. The Company is not responsible for recalling the electronic version of the original report when any revision is made to them. The Client assumes the responsibility to providing the revised version to any interested party who uses them.
9. Subject to the variable length of retention time for test data and report stored hereinto as otherwise specifically required by individual accreditation authorities, the Company will only keep the supporting test data and information of the test report for a period of six years. The data and information will be disposed of after the aforementioned retention period has elapsed. Under no circumstances shall we provide any data and information which has been disposed of after retention period. Under no circumstances shall we be liable for damage of any kind, including (but not limited to) compensatory damages, lost profits, lost data, or any form of special, incidental, indirect, consequential or punitive damages of any kind, whether based on breach of contract of warranty, tort (including negligence), product liability or otherwise, even if we are informed in advance of the possibility of such damages.

**-----End of Report-----**

Any report having not been signed by authorized approver, or having been altered without authorization, or having not been stamped by the “Dedicated Testing/Inspection Stamp” is deemed to be invalid. Copying or excerpting portion of, or altering the content of the report is not permitted without the written authorization of AGC. The test results presented in the report apply only to the tested sample. Any objections to report issued by AGC should be submitted to AGC within 15days after the issuance of the test report. Further enquiry of validity or verification of the test report should be addressed to AGC by agc01@agccert.com.