Quick Start Guide

If you need any assistance, please contact us by calling 1 844 569 7488 or email at contact@jointown-intl.com

elclear 9106

OTC hearing aids

FCC ID: 2BT34ELCLEAR9106

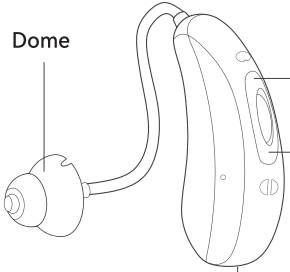

ON-OFF button:
Press and hold the button for 3 seconds

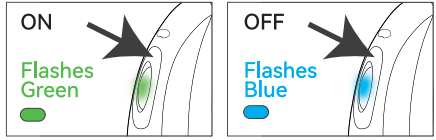

Volume +

Volume -

Memory switch: Long press the button.

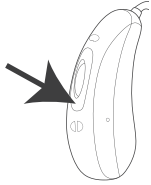

Program	Suitable for	Indicator
Program 1	Noisy environment	One beep
Program 2	Conversation	Two beeps
Program 3	Outdoor	Three beeps
Program 4	TV	Four beeps

Assembly

Align dome opening and press over the grooves of sound tube, secure proper fitting.

Round top dome (Power upgrade)
Effectively reduce the feedback/ whistling sound

Magic dome
Effectively reduce occlusion effect and whistling sound

Wearing

1. Place the hearing device over the top of your ear.
2. Insert the dome with gentle pressure into your ear.

NOTE:

The Red color is for Right ear while the Blue color is for Left ear.

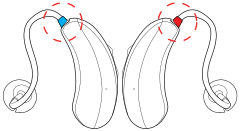

Download App

Step 1: Wear on the devices and make sure they are turned on.
Step 2: Enable the Bluetooth on your smartphone.
Step 3: Search and connect the devices with your smartphone.
Step 4: Download the SOUNDWEAR App on your smartphone by scanning the QR code.
Step 5: Search and connect the devices with the SOUNDWEAR App.
Step 6: You can adjust the volume, switch the listening programs and customize your hearing through the App.

Download

Search SoundWear in

Download on the App Store

GET IT ON Google Play

Or Scan to Install

FCC Statement:

Any Changes or modifications not expressly approved by the party responsible for compliance could void the user's authority to operate the equipment.

This device complies with part 15 of the FCC Rules. Operation is subject to the following two conditions:

(1) This device may not cause harmful interference, and

(2) This device must accept any interference received, including interference that may cause undesired operation.

The device has been evaluated to meet general RF exposure requirement. The device can be used in portable exposure condition without restriction.

Note: This equipment has been tested and found to comply with the limits for a Class B digital device, pursuant to part 15 of the FCC Rules. These limits are designed to provide reasonable protection against harmful interference in a residential installation.

This equipment generates,uses and can radiate radio frequency energy and, if not installed and used in accordance with the instructions, may cause harmful interference to radio communications.

However, there is no guarantee that interference will not occur in a particular installation. If this equipment does cause harmful interference to radio or television reception, which can be determined by turning the equipment off and on, the user is encouraged to try to correct the interference by one or more of the following measures:

—Reorient or relocate the receiving antenna.

—Increase the separation between the equipment and receiver.

—Connect the equipment into an outlet on a circuit different from that to which the receiver is connected.

—Consult the dealer or an experienced radio/TV technician for help.

US HEALTH EXPRESS CORP

13936 Valley Blvd, Unit B, La Puente, California 91746, United States

Frequency Range:2402~2480MHz

Output Power:0.96 dBm