NUMETIS WESPEAK

NUM-WSP-21

24-bit TECHNOLOGY

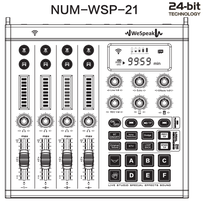

Designed in FRANCE

Produced in PRC

User Manual

Product introduction

Thank you for choosing our product.

This product is a professional digital broadcasting sound card designed for high-quality, lossless audio recording, live streaming, and event applications. It features a dual-core, dual-chip architecture with two-way 24-bit/48KHz sampling rate, a powerful OTG digital streaming interface, four independent microphone input channels, and four independent headphone monitoring outputs. The built-in wireless BT accompaniment provides music backing for recordings, while TF card local storage allows you to save and replay your best recordings anytime. The large-capacity lithium battery ensures long-lasting performance.

Advanced dual-core DSP audio circuit design ensures compatibility with smartphones, computers, tablets, cameras, and camcorders. It offers a wide range of interfaces, with both digital and analog connections supporting high-fidelity stereo transmission.

Compatible with Windows, Android, iOS, and other platforms.

Product Specifications

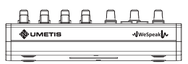

PARAMETER

OTG	Windows/Android/ios/macOS
Frequency Response	20Hz-20Khz
Sampling Rate	ADC/DAC:48Khz-24bit/44.1Khz-16bit
SNR	>105 dB
Headphones	>80mW 16ohm/32ohm
Distortion	<-86dB
Power Input	DC 5V/1A
Recording	Stereo
Playback	Stereo
BT	V5.0, compatible with V4.2 / V2.1+EDR
Battery capacity	Lio-Ion:3.7V,3000mAH
Product weight	~780 g

Product Structure Diagram

.BT Name: <NUMETIS WeSpeak>



Rear Ports

Operating Instructions

1,Power On

Press and hold the ON/OFF button for 3 seconds to power on; the lights will turn on, indicating the device is on. Press and hold the button again to power off; the lights will turn off.

2,Function Button Description

.Controls TF card playback, pause, and track switching (previous/next).

.BT Name: <NUMETIS WeSpeak>

.Press and hold the button to turn BT on or off.

.Represents a mode without any sound effects or enhancements.Reverb can be adjusted using the knob.

.Noise reduction is the generation of "anti-noise" to cancel out environmental sounds.

.Automatically and intelligently adjusts the background music volume during live streaming or recording, making the transition between vocals and background music smooth and natural. (This function can only be activated when accompaniment music is connected.)

Operating Instructions

.Singing Mode: adds a reverb effect to make your singing sound more pleasant.

.Audio played on the computer (music or other audio) can be input through the sound card via OTG and recorded by applications on the computer. If the monitoring function is turned off, the computer cannot record this portion of audio sent from the computer to the sound card.

.When a TF memory card is inserted, ongoing recordings can be saved locally.

.End Recording and Save

.Record custom sound effects according to the user's preference and play them during live streaming or recording.

.Operation Method for the 6 Custom Buttons:

.Press and hold a button to start recording; the button light will flash to indicate recording is in progress. Each button can record up to 20 seconds. Repeat the same operation to overwrite the previous recording.

.Short press to play a custom recording.

Operating Instructions

.Add laughter effects during live streaming or recording.

.Add applause effects during live streaming or recording.

.Press the button to mute this microphone channel.

.Press the button to mute this headphone channel.

Screen Display

.Indicates that the device needs to be charged.

.Indicates that the device is fully charged.

9999 .The numbers indicate the recording time or playback time.

.Flashing indicates not connected, steady on indicates connected, and off indicates BT is turned off.

.When the light is on, it indicates that a TF memory card has been inserted. When the light is off, no TF card is inserted. (Note: The light will only turn on when a readable TF card is detected.)

Knob Instructions

*Red / Blue / Orange / Green represent Channels 1, 2, 3, and 4, respectively.

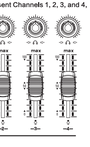

*The numbers represent Channels 1, 2, 3, and 4, respectively.

.Control the output volume during live streaming.

.Reverb Volume Control

.Custom Button Sound Effect Volume Control

.Recording Volume Control

.Accompaniment Music Volume Control

.Speaker Output Volume Control

Connection Guide

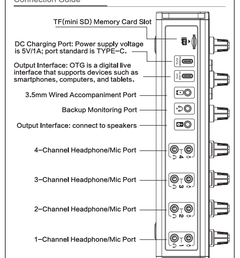

Packing List

Contents of the Main Unit Package (Illustrated)

EASYTIS
45 rue Guglielmo Marconi
37310 Tauxigny St Bauld

Product Name: NUMETIS WESPEAK
Product Ref: NUM-WSP-21

This device complies with part 15 of the FCC Rules. Operation is subject to the following two conditions: (1) this device may not cause harmful interference, and (2) this device must accept any interference received, including interference that may cause undesired operation.
Any changes or modifications not expressly approved by the party responsible for compliance could void the user's authority to operate the equipment.
NOTE: This equipment has been tested and found to comply with the limits for a Class B digital device, pursuant to Part 15 of the FCC Rules. These limits are designed to provide reasonable protection against harmful interference in a residential installation. This equipment generates, uses and can radiate radio frequency energy and, if not installed and used in accordance with the instructions, may cause harmful interference to radio communications. However, there is no guarantee that interference will not occur in a particular installation.
If this equipment does cause harmful interference to radio or television reception,
which can be determined by turning the equipment off and on, the user is encouraged to try to correct the interference by one or more of the following measures:
-- Reorient or relocate the receiving antenna.
-- Increase the separation between the equipment and receiver.
-- Connect the equipment into an outlet on a circuit different from that to which the receiver is connected.
-- Consult the dealer or an experienced radio/TV technician for help.
The device has been evaluated to meet general RF exposure requirement. The device can be used in portable exposure condition without restriction