FIFA Wireless Earphones

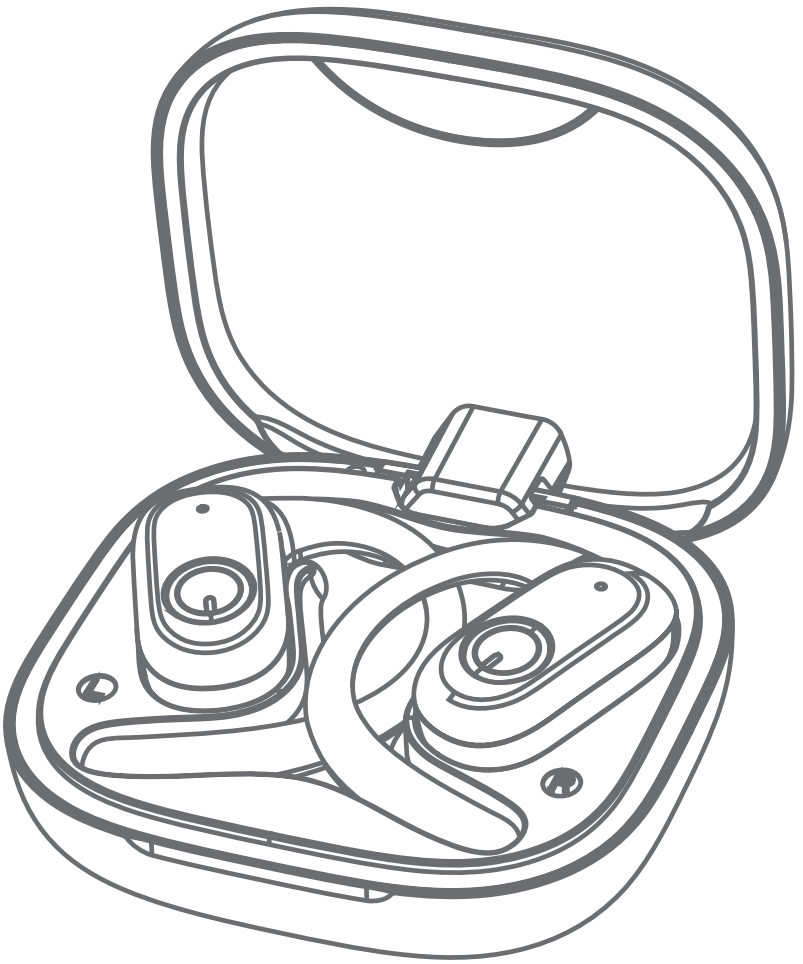

Quick Start Guide
F26E08

Product Specifications

Model: F26E08

Range: ≈10 m
Version: 6.0

Speaker

Diameter: 14.2 mm
Impedance: 32 Ω

Earphone power

Input: 5 V⎓ 30 mA
Battery capacity: 30 mAh
Usage time:≈ 4 hrs
Charging time: ≈ 1.5 hrs

Charging case power

Input: 5 V⎓600 mA
Output: 5 V⎓60 mA
Battery capacity: 600 mAh
Charging time: ≈ 2 hrs
Earphone recharges: 7 charges
(when case is fully charged)

RoHS

Made in China 10

What’ s in the box

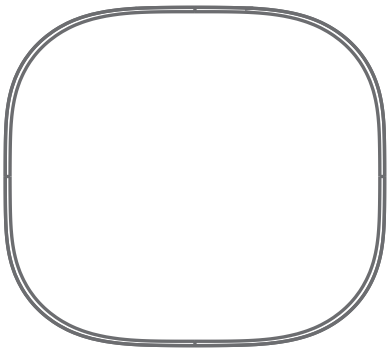

Charging case

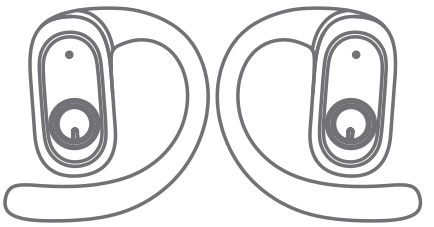

2 Earphones

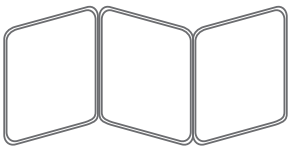

Quick Start Guide

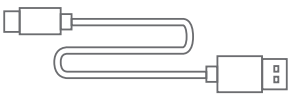

USB-C cable

Components

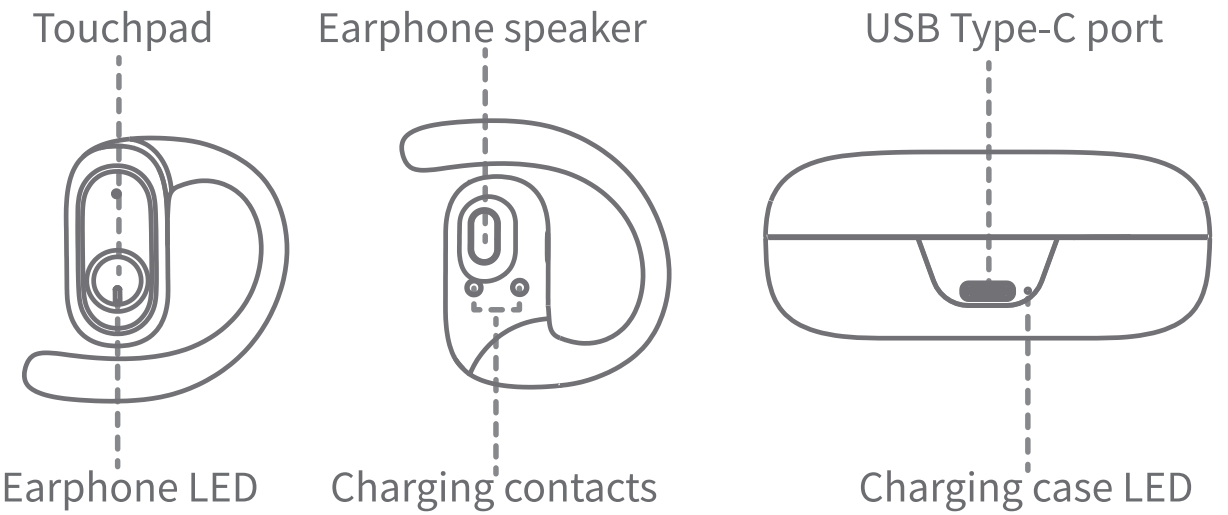

How to put on the earphones

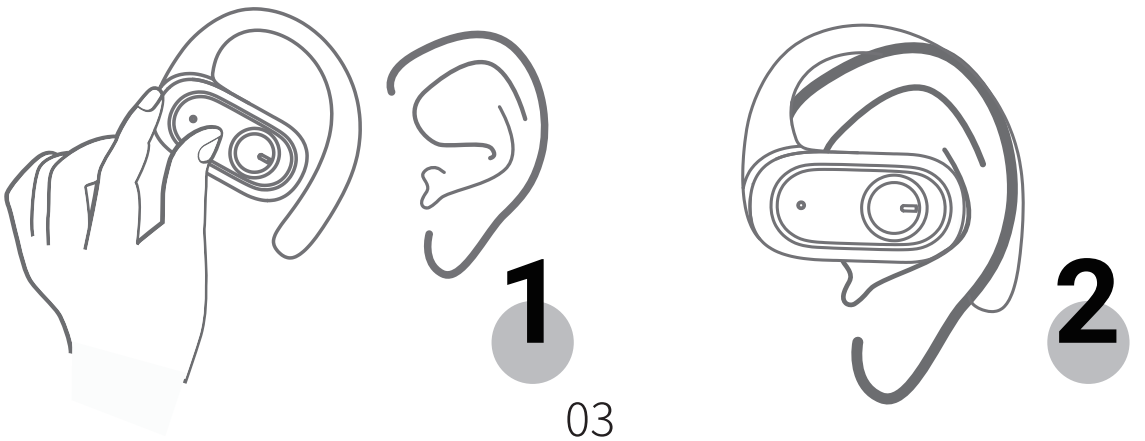

Basic operations

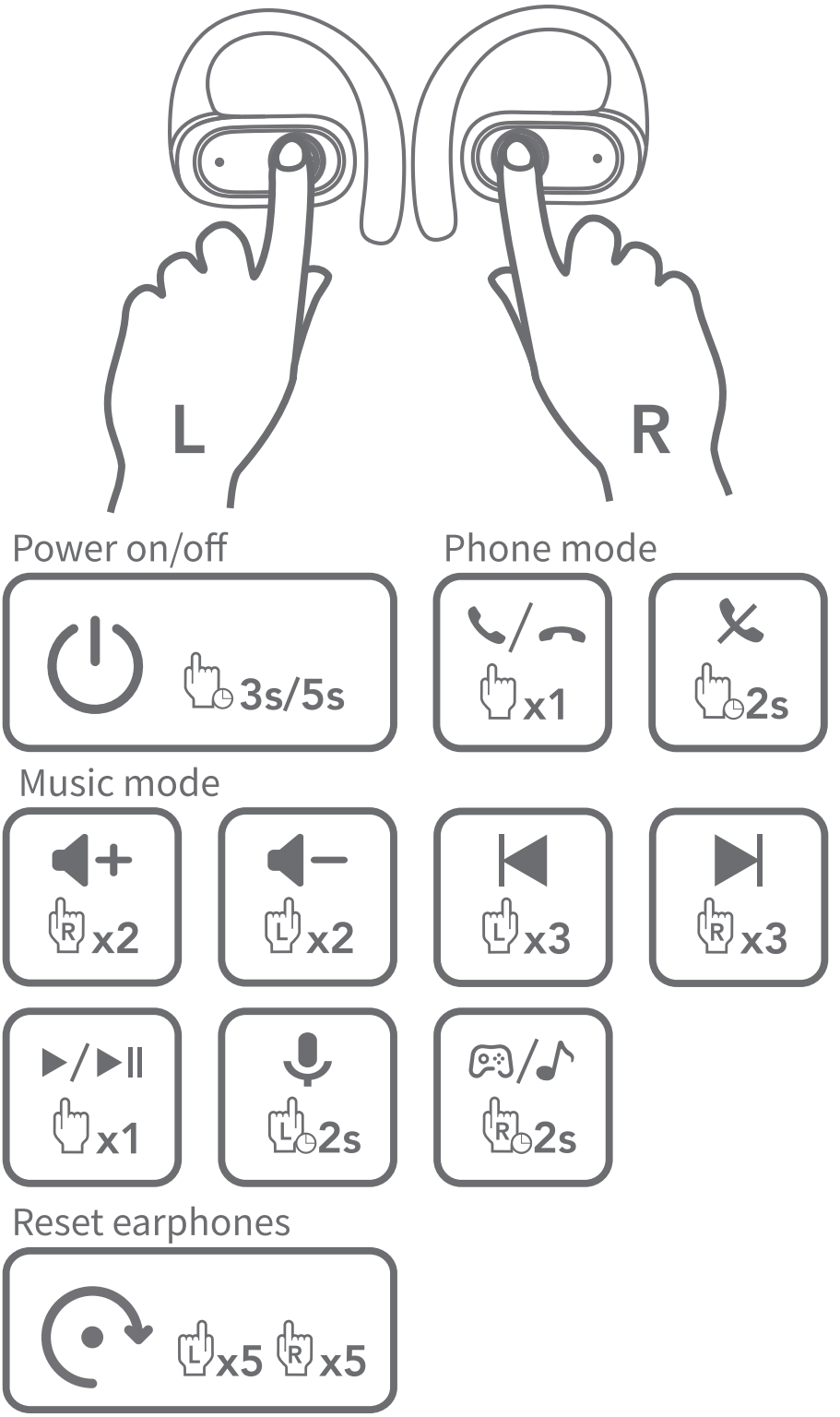

How to reset the earphones

If the earphones fail to pair or reconnect to each other,
reset them by tapping both earphones five times simultaneously.
Note: Resetting the earphones will clear the wireless pairing history.

Key functions

- Play/Pause: Tap either earphone once.
- Volume up: Tap the right earphone twice.
- Volume down: Tap the left earphone twice.
- Play previous track: Tap the left earphone three times.
- Play next track: Tap the right earphone three times.
- Answer/End call: Tap either earphone once.
- Reject call: Press and hold either earphone for two seconds.
- Activate voice assistant: Press and hold the left earphone for two seconds.

  Note: When using a single earphone only, press and hold the active earphone for two seconds.
- Switch between Game and Music modes: Music mode is the default mode. Press and hold the right earphone for two seconds to switch between modes. (The louder notification sound indicates Game mode.)

  Note: Mode switching is disabled when you're using a single earphone only.

Indicator LEDs

Earphone LED	Status
Blinking white and cyan	Both earphones: Powered on Single earphone: Unpaired
Solid white	Earphone charging
Off	Paired or fully charged
Charging case display	**Status**
Blinking cyan	Case charging
Solid cyan	Case fully charged

Power on

Taking the earphones out of the charging case will automatically turn them on.

To manually turn on each earphone, press and hold the touchpad for three seconds.

Power off

Placing the earphones in the charging case will automatically turn them off.

To manually turn off each earphone, press and hold the touchpad for five seconds.

Note: If the earphones are not paired with a Wireless device within three minutes after powering on, they will automatically power off.
They will also power off after three minutes if the paired Wireless device moves out of the effective connection range and has not reconnected.

Connect with wireless device

On your device, turn on wireless and choose to connect to "FIFA-F26E08".

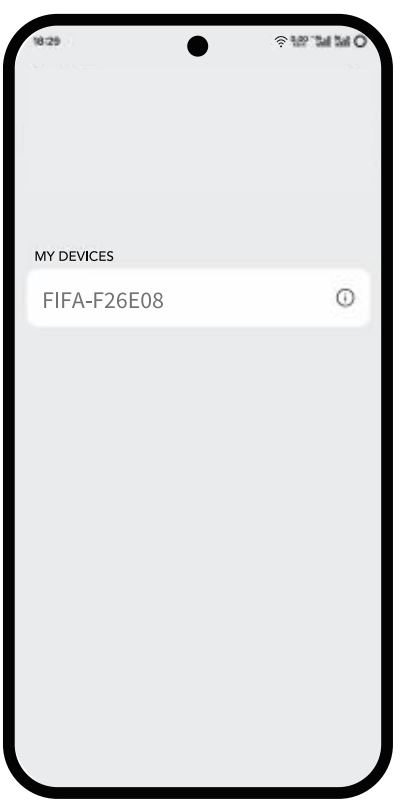

Important Safety Instructions

General safety instructions

- Use the product with care and store it in a clean environment that is free from extreme temperature, pressure, and humidity.
  Make sure that the product is stored in a location where it cannot be bent or squeezed.
- Only use the product in environments where Wireless transmission is permitted.

Personal safety instructions

- Do not use the product if it is obviously defective or exhibits abnormalities such as bulging or excessive heating.
- Do not use the product when performing high-risk tasks that require your full attention.
- For your hearing protection, do not listen at high volume for long periods.
- Keep the product and its packaging out of reach of children and pets to prevent accidents such as swallowing and choking.

Battery safety instructions

- Keep the product away from prolonged exposure to heat sources such as open fires or direct sunlight.
- Only store the product in environments with ambient temperatures of 0°C to 35°C (32°F to 95°F).
- Do not use or store the product in dust-prone, smoke-prone, high-temperature, high-pressure, or highly humid environments.
- Keep the product dry and away from liquids or moisture.
- Only use an FCC or CCC-certified charger with an output voltage of 5 V/1 A DC.
- Do not use the product while charging.
- Do not leave the product charging for longer than eight hours.
- Dispose of the product responsibly according to your local waste management guidelines.

FCC Caution:

This device complies with part 15 of the FCC Rules. Operation is subject to the following two conditions: (1) This device may not cause harmful interference, and (2) this device must accept any interference received, including interference that may cause undesired operation.

Any changes or modifications not expressly approved by the party responsible for compliance could void the user's authority to operate the equipment.

NOTE: This equipment has been tested and found to comply with the limits for a Class B digital device, pursuant to Part 15 of the FCC Rules. These limits are designed to provide reasonable protection against harmful interference in a residential installation. This equipment generates, uses and can radiate radio frequency energy and, if not installed and used in accordance with the instructions, may cause harmful interference to radio communications. However, there is no guarantee that interference will not occur in a particular installation.

If this equipment does cause harmful interference to radio or television reception,

which can be determined by turning the equipment off and on, the user is encouraged to try to correct the interference by one or more of the following measures:

-- Reorient or relocate the receiving antenna.

-- Increase the separation between the equipment and receiver.

-- Connect the equipment into an outlet on a circuit different from that to which the receiver is connected.

-- Consult the dealer or an experienced radio/TV technician for help.

The device has been evaluated to meet general RF exposure requirement. The device can be used in portable exposure condition without restriction.