SPON

Installation Manual

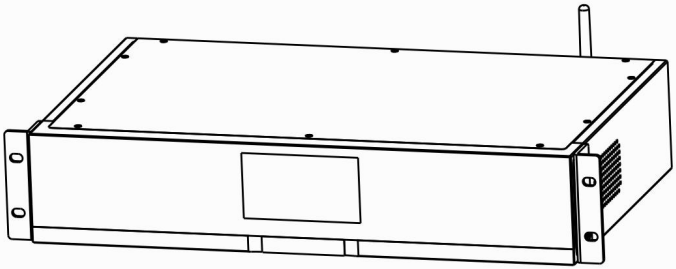

IP NETWORK CONFERENCE SYSTEM

Interface Description

Front Panel

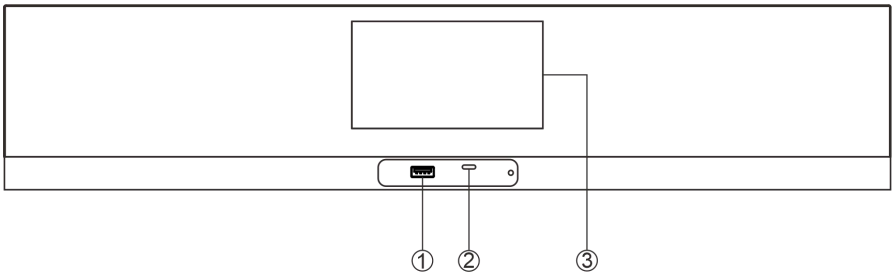

①USB Interface: Insert a USB flash drive for audio recording purposes.

②USB Sound Card: Receives audio signals from the computer, or outputs the audio of the host.

③Touch Screen: Displays device status information.

Rear Panel

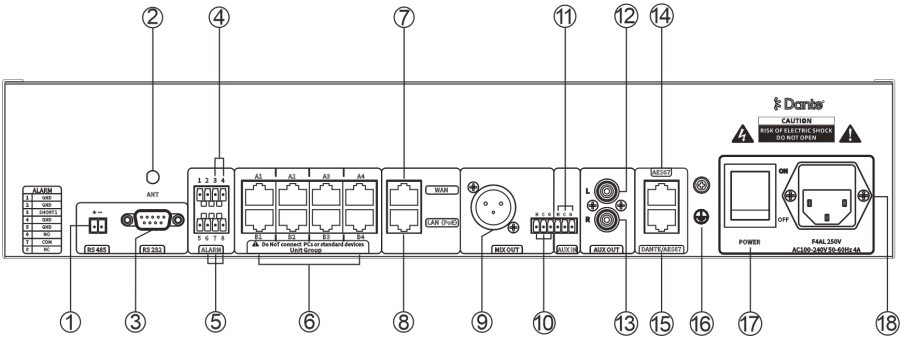

①RS485 interface

②ANT：2.4 antenna interface

③RS232 interface

④Short-Circuit Input Interface:

3: SHORT 1

4: GND

⑤Short-Circuit Output Interface:

6：NO

7：COM

8：NC

⑥A1-B4:For Connecting Microphones

⑦WAN: RJ45 Network Interface (POE Not Supported)

⑧LAN: RJ45 Network Interface (POE Supported)

⑨MIX OUT: XLR Audio Balanced Output Port.

⑩MIX OUT-HCG: Phoenix Audio Balanced Output Port.

⑪AUX IN-HCG: Phoenix Audio Balanced Input Port.

⑫Stereo Line Output (Left Channel) - L

⑬Stereo Line Output (Right Channel) - R

⑭AES67 Interface: Reserved

⑮DANTE/AES67 Interface

⑯Ground Terminal: Safety ground point.

⑰POWER：Power Switch.

⑱Power Socket: For Connection to Mains Power.

Connection Instructions

[Local Ring Network Connection]

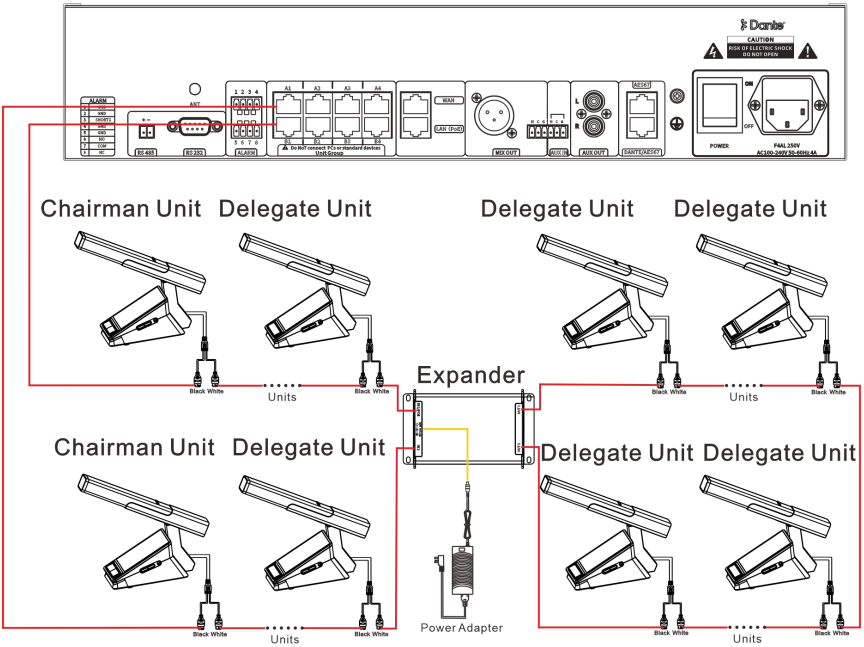

[Local Daisy-Chain Connection]

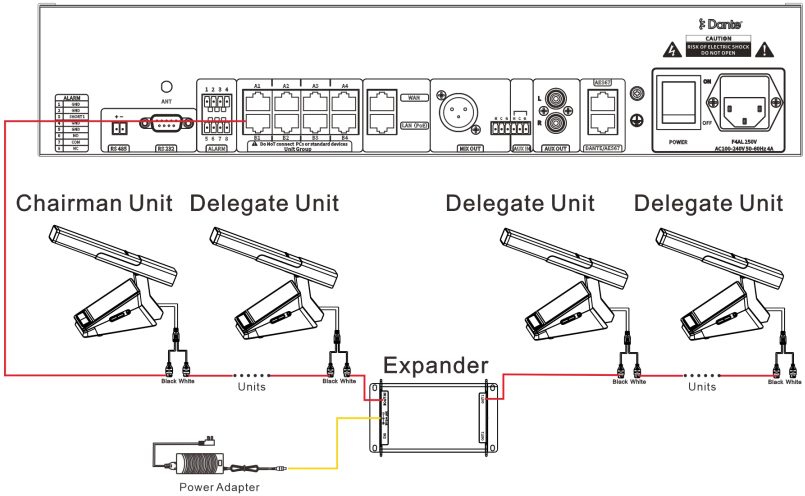

[Network Expansion Ring Connection]

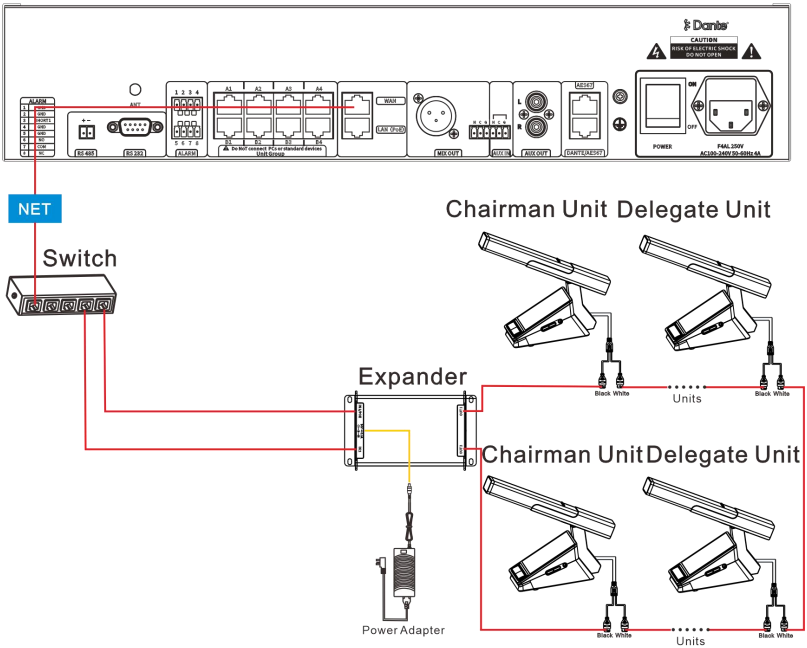

[Wireless Connection]

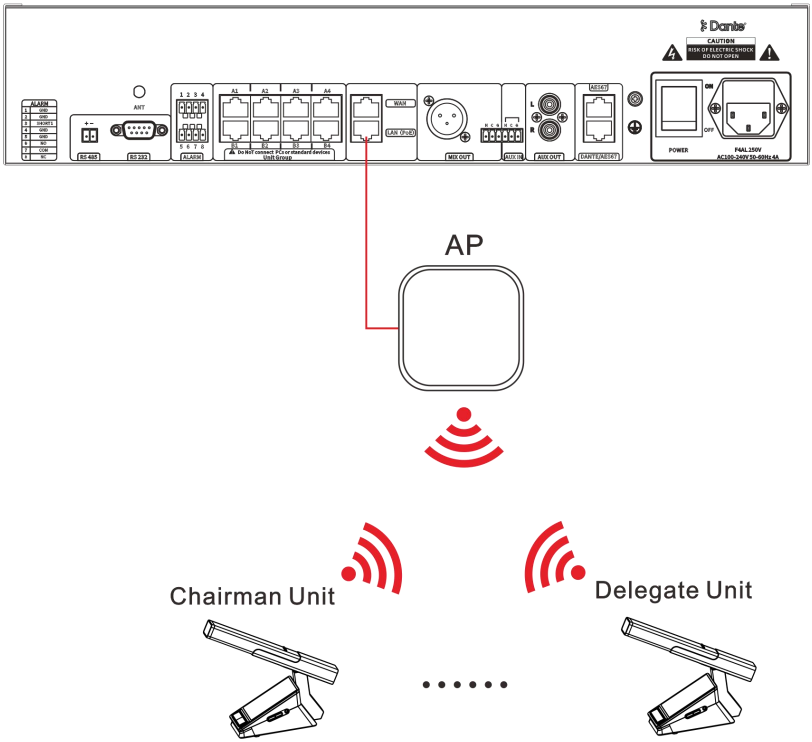

Product Dimension Diagram (unit :mm)

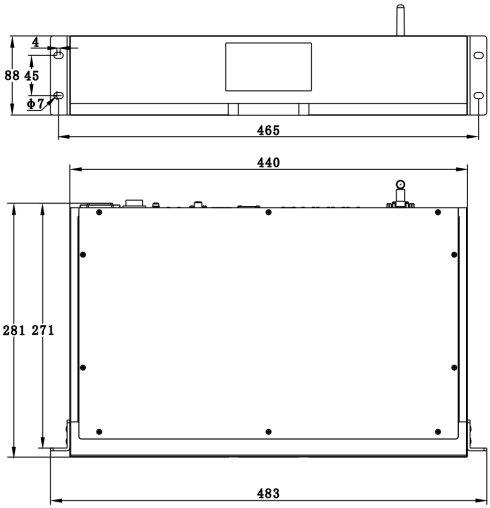

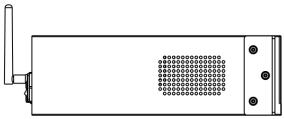

Specifications, Functional Components and Parameters

Power Supply & Power Consumption	100V–240V~ 50Hz–60Hz 4A, ≤10W (without microphones connected)
Display	4.3-inch Color Touch LCD Screen
Resolution	480×272
Network Interfaces	1 × WAN Port; 1 × LAN Port (POE-supported, for wireless repeater connection)
Network Chip Rate	100Mbps
Network Communication Protocols	TCP/IP、UDP、ARP、ICMP、IGMP、HTTP
Microphone unit interface	RJ45 * 8
Audio Outputs	1 × Phoenix Balanced Output; 1 × XLR Balanced Output; 1 × RCA Stereo Line Output
Audio Inputs	1 × Phoenix Balanced Input
Digital Audio I/O	1 × 2×2 Dante Audio Interface
Audio Sampling Rate	44.1Khz
Signal-to-Noise Ratio (SNR)	＞83dB
Frequency Response	40Hz-18KHz
Total Harmonic Distortion (THD)	0.05%
Display Language	Chinese
Other Interfaces	1 × USB Port; 1 × RS232 Serial Output; 1 × RS485 Communication Interface; 1 × Short-Circuit Input; 1 × Short-Circuit Output
Operating Temperature & Humidity	0–45℃, ≤90% RH (non-condensing)
Product Dimensions	483×281×88mm
Installation Method	Standard Rack Mount

Packing List

Power cable 1pcs
(3*1.0mm^2/1.5m)
(Optional)

Connector terminal
1pcs(3.5-6P)

Foot pad
5pcs(FF-7)

Connector terminal
1pcs(3.5-2P)

2.4G rubber duck
antenna 1pcs

Connector terminal
2pcs(3.81-4P)

Installation
manual 1pcs

Certification
1pcs

SPON Communications Co., Ltd.
www.sponcomm.com
Service Hotline: +86-731-85570190
Reserve the amendment right without notice

V1. 2B251215

FCC Statement

Changes or modifications not expressly approved by the party responsible for compliance could void the user's authority to operate the equipment.

This equipment has been tested and found to comply with the limits for a Class B digital device, pursuant to Part 15 of the FCC Rules. These limits are designed to provide reasonable protection against harmful interference in a residential installation. This equipment generates uses and can radiate radio frequency energy and, if not installed and used in accordance with the instructions, may cause harmful interference to radio communications. However, there is no guarantee that interference will not occur in a particular installation. If this equipment does cause harmful interference to radio or television reception, which can be determined by turning the equipment off and on, the user is encouraged to try to correct the interference by one or more of the following measures:

-- Reorient or relocate the receiving antenna.

-- Increase the separation between the equipment and receiver.

-- Connect the equipment into an outlet on a circuit different from that to which the receiver is connected.

-- Consult the dealer or an experienced radio/TV technician for help

This device complies with part 15 of the FCC rules. Operation is subject to the following two conditions (1)this device may not cause harmful interference, and (2) this device must accept any interference received, including interference that may cause undesired operation.

This equipment complies with FCC radiation exposure limits set forth for an uncontrolled environment. This equipment should be installed and operated with minimum distance 20cm between the radiator & your body.