IN THE BOX

Electric Shaker Bottle

1

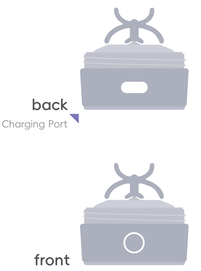

Base

2



Charging Cable

3

BASE INSTALLATION



BASE DISMANTLING



POWER DISPLAY

Green light
full battery

Red light
low battery

Red light flashes
3 times no power

BUTTON OPERATIONS

CLICK
30 sec mixing

DOUBLE CLICK
3 min mixing

CLICK DURING MIXING
stop

USE STEPS

Add liquid
250-550ml(9-18oz)

1

Add protein powder
and other powders

2

Click the Button
one click:work for 30 seconds,double click: work for 3 minutes

3

Drink smooth
milkshake

4

CLEANING METHOD

Add warm water
and dish soap

1

Click the button
to start

2

Pour off water
and rinse

3

Clean the lid

4

CLEANING METHOD

Dishwasher washing

Remove the base



Put the cup and lid upside
down in the dishwasher

IMPORTANT NOTES

Usage Safety

1.To avoid damage and injury,please never pour water above 160 degrees Fahrenheit into the bottle.Too high temperature will cause pressure accumulation during operation, and may break the sealing, to gush from the top.

2.Please never heat the bottle in high temperature environment such as microwave oven and sterilization cabinet.Please never freaze this product.

3.Do not add dry ice, carbonated beverage and other liquids prone to generate high pressure. Do not add strong acid or alkali so as to prevent inner wall of container from corrosion.

4.Do not store dairy product or baby food in bottle for a long time.

5.Do not entirely soak the base in liquid for a long time to avoid failures.

Battery and Charging

1.Battery life mainly depends on your usage frequency. The statement of charge once for 1 mouth is calculated base on using 3 times a week under 30 sec mixing mode. Battery performance will gradually decline with the time of use.

2.When charging, LED indicator light will flash at current battery level, and all indicator lights are off after full charging.

3.At the end if mixing,if LED indicator lights turn off one after another, and the last LED light flashes quickly for 3 times ,it means the battery should be charged.

TROUBLESHOOTING

- Unable to start mixing, one LED flashes for 3 times
- No battery,please charge

- Mixing power is weak or mixing stops suddenly, and all LEDs flash for 3 times
- Low battery
  Excessive protein powder
  Improper base installation

- The base and bottle cannot be assembled
- Foreign matter in the notch Incorrect notch position

FR
Cet appareil, ses accessoires et piles se recyclent
À DÉPOSER EN MAGASIN
OU
À DÉPOSER EN DÉCHÈTERIE
Points de collecte sur www.quefairedemesdechets.fr
Privilégiez la réparation ou le don de votre appareil !

Product Name: Electric shaker bottle
Test Model(s): VOLTRX Gallium

FCC Warnning:

This equipment has been tested and found to comply with the limits for a Class B digital device, pursuant to part 15 of the FCC Rules. These limits are designed to provide reasonable protection againstharmful interference in a residential installation. This equipment generates, uses and can radiateradio frequency energy and, if not installed and used in accordance with the instructions, maycause harmful interference to radio communications. However, there is no guarantee thatinterference will not occur in a particular installation. If this equipment does cause harmfulinterference to radio or television reception, which can be determined by turning the equipmentoff and on, the user is encouraged to try to correct the interference by one or more of thefollowing measures:

- Reorient or relocate the receiving antenna.
- Increase the separation between the equipment and receiver.
- Connect the equipment into an outlet on a circuit different from that to which the receiver is connected.
- Consult the dealer or an experienced radio/TV technician for help.

Caution: Any changes or modifications to this device not explicitly approved by manufacturer could void your authority to operate this equipment.

This device complies with part 15 of the FCC Rules. Operation is subject to the following two conditions:

(1)This device may not cause harmful interference, and (2) this device must accept any interference received, including interference that may cause undesired operation.

This equipment complies with FCC radiation exposure limits set forth for an uncontrolled environment. This equipment should be installed and operated with minimum distance 0cm between the radiator and your body.